



Problem Resolution Report
CoSD Contract No. 568996
Desktop - Small Form Factor with Optical Drive Resource Unit
Peraton/CoSD – 131



Date: October 19, 2023

Title: Desktop - Small Form Factor with Optical Drive Resource Unit

PRR Number: 131

Summary:

In accordance with the provisions of the IT and Telecommunications Service Agreement by and between the County of San Diego (“County”) and Peraton Enterprise Solutions LLC (“Contractor”) and hereinafter collectively referred to as “the Parties”) with the effective date November 15, 2016 agreement (“the Agreement”) is reached on the effective date shown below.

Issue or Problem:

The Parties agree to add a new device to the Desktop Computing Services environment. A new RU for Desktop – Small Form Factor (SFF) with Optical Drive Resource Unit (RU) shall be added to the Agreement.

Resolution:

1. The Desktop - SFF with Optical Drive RU is established at a monthly RU Fee \$64.96.
2. The Desktop - SFF with Optical Drive RU is added to Section 4.5.3 of Schedule 4.3 of the Agreement as follows:
 - 4.5.3.18 Desktop - Small Form Factor with Optical Drive
 - 4.5.3.18. All Desktop - Small Form Factor with Optical Drive shall be refreshed within a 4-year cycle from initial installation.
 - 4.5.3.18 All Desktop – Small Form Factor with Optical Drive shall be refreshed no later than 2 months after the expiration of the 4-year cycle.
3. The initial standards for the Desktop - SFF with Optical Drive will be the Dell 5000 Micro BTX and Dell OptiPlex 7010 Micro devices, as shown on Attachment 1 to this PRR, specifications of which are added to Report 65 – Personal Computing Services Standards - Hardware Standards. Any updates to or modifications of the initial standards will be documented and approved through Report 65 – Personal Computing Services Standards - Hardware Standards.
4. The Desktop - SFF with Optical Drive will be loaded with an approved County standard image per the requirements of Report 65 “Personal Computing Services Core Software Standards”. The Standard Desktop – SFF with Optical Drive will be provisioned with hard disk encryption services.
5. The Desktop - SFF with Optical Drive RU Fee is added to Schedule 16.1, Exhibit 16.1-1, Exhibit 16.1-2, 16.1-6, and 16.1-6a as per Attachment 2, 3, 4, and 5 to this PRR.



Problem Resolution Report

CoSD Contract No. 568996

Desktop - Small Form Factor with Optical Drive Resource Unit
Peraton/CoSD – 131




The resolution of the issue or problem as described in this Problem Resolution Report shall govern the Parties’ actions under the Agreement until a formal amendment of the Agreement is implemented in accordance with the terms of the Agreement, at which time this Problem Resolution Report shall be deemed superseded and shall be null and void.

All other terms and conditions of the Agreement remain unchanged, and the Parties agree that such terms and conditions set forth in the Agreement shall continue to apply. Unless otherwise indicated, the terms used herein shall have the same meaning as those given in the Agreement.

IN WITNESS WHEREOF, The Parties hereto, intending to be legally bound, have executed by their authorized representatives and delivered this Problem Resolution Report as of the date first written above.

COUNTY OF SAN DIEGO

JOHN M. PELLEGRINO, Director
Department of Purchasing and Contracting

By: 
Allen Hunsberger (Oct 24, 2023 14:18 PDT)
Name: Allen Hunsberger
Title: Assistant Director, Purchasing and Contracting
Date: Oct 24, 2023


PERATON ENTERPRISE SOLUTIONS LLC

By: 
Name: Max Pinna
Title: Contracts Manager
Email: max.pinna@peraton.com
Date: Oct 24, 2023


By electronically signing this document, all parties accept the use of electronic signatures.


Adobe Acrobat Sign Transaction Number: CBJCHBCAABAADJEVWdToHVIWIAkRvEU_df27RyGsULdl


Peraton














































































































PRR 131 - Desktop - Small Form Factor with Optical Drive RU - Attachment 2

Exhibit 16.1-1 - Resource Unit Price Summary

Resource Unit (RU)	*Reference	Unit of Measure	Pricing Method	Bundle	Measurement Method	Baseline Volumes (per Contract Year)	RU Fee (90-110% band)	Baseline Annual Fee	RU Fee (70% to 80% band)	RU Fee (80% to 90% band)	RU Fee (110% to 120% band)	RU Fee (120% to 130% band)	RU Fee (130% to 150% band)	RU Fee (150% to 200% band)	Depreciation Period (in Years)
Desktop - Small Form Factor with Optical Drive	Schedule 4.3 - Section 4.5.3	Device	Fixed Monthly Fee Per Unit	B1	Specific	250	\$ 64.96	\$ 16,240.00	\$ 71.35	\$ 67.82	\$ 63.39	\$ 62.04	\$ 60.91	\$ 59.79	4

PRR 131 - Desktop - Small Form Factor with Optical Drive - Attachment 3
 Exhibit 16.1-2 - Resource Unit Price Decomposition

Resource Unit (RU)	*Reference	Unit of Measure	Pricing Method	Decomposition	Resource Unit Fee	Component Fee	Component Description
Desktop - Small Form Factor with Optical Drive	Schedule 4.3 - Section 4.5.3	Device	Fixed Monthly Per Unit		\$ 64.96		
				Hardware		\$ 30.56	Represents the costs of acquiring the asset and support for Refresh tasks. The component fee is the monthly lease payments for a leasing term of 4 years.
				Hardware (Refresh Labor)		\$ 6.00	Represents the labor to install and refresh hardware amortized over the estimated asset life.
				Hardware Maintenance		\$ 5.31	Represents break-fix services, primarily labor and parts.
				Software License		\$ 6.05	Represents the cost of software license upgrades/refresh. Based on the Refresh Cycle of 4 years, the aggregated cost is apportioned over the assumed baseline volumes.
				Software Maintenance		\$ 14.53	Represents costs associated with the labor and resources for Software Maintenance support.
				IMAR's		\$ 2.00	Represents labor costs for IMAR activities.
				Desktop Application Directory Maintenance		\$ 0.50	Represents the labor associated with maintaining the Desktop Application Directory.

PRR 131 - Desktop - Small Form Factor with Optical Drive - Attachment 4
 Exhibit 16.1-6 - Resource Unit Price Summary Option Term

Resource Unit (RU)	*Reference	Unit of Measure	Pricing Method	Bundle	Measurement Method	Baseline Volumes (per Contract Year)	RU Fee (90-110% band)	Baseline Annual Fee	RU Fee (70% to 80% band)	RU Fee (80% to 90% band)	RU Fee (110% to 120% band)	RU Fee (120% to 130% band)	RU Fee (130% to 150% band)	RU Fee (150% to 200% band)	Depreciation Period (in Years)
Desktop - Small Form Factor with Optical Drive	Schedule 4.3 - Section 4.5.3	Device	Fixed Monthly Fee Per Unit	B1	Specific	250	\$ 60.41	\$ 15,103.20	\$ 66.36	\$ 63.08	\$ 58.96	\$ 57.70	\$ 56.65	\$ 55.61	4

PRR 131 - Desktop - Small Form Factor with Optical Drive - Attachment 5
 Exhibit 16.1-6a - Resource Unit Price Decomposition Option Term

Resource Unit (RU)	*Reference	Unit of Measure	Pricing Method	Decomposition	Resource Unit Fee	Component Fee	Component Description
Desktop - Small Form Factor with Optical Drive	Schedule 4.3 - Section 4.5.3	Device	Fixed Monthly Per Unit		\$ 60.41		
				Hardware		\$ 28.42	Represents the costs of acquiring the asset and support for Refresh tasks. The component fee is the monthly lease payments for a leasing term of 4 years.
				Hardware (Refresh Labor)		\$ 5.58	Represents the labor to install and refresh hardware amortized over the estimated asset life.
				Hardware Maintenance		\$ 4.94	Represents break-fix services, primarily labor and parts.
				Software License		\$ 5.63	Represents the cost of software license upgrades/refresh. Based on the Refresh Cycle of 4 years, the aggregated cost is apportioned over the assumed baseline volumes.
				Software Maintenance		\$ 13.52	Represents costs associated with the labor and resources for Software Maintenance support.
				IMAR's		\$ 1.86	Represents labor costs for IMAR activities.
				Application Directory		\$ 0.46	Represents the labor associated with maintaining the Desktop Application Directory.