



COUNTY OF SAN DIEGO EMS SYSTEM CORE QUALITY MEASURES - 2020



2020 EMS SYSTEM MEASURES



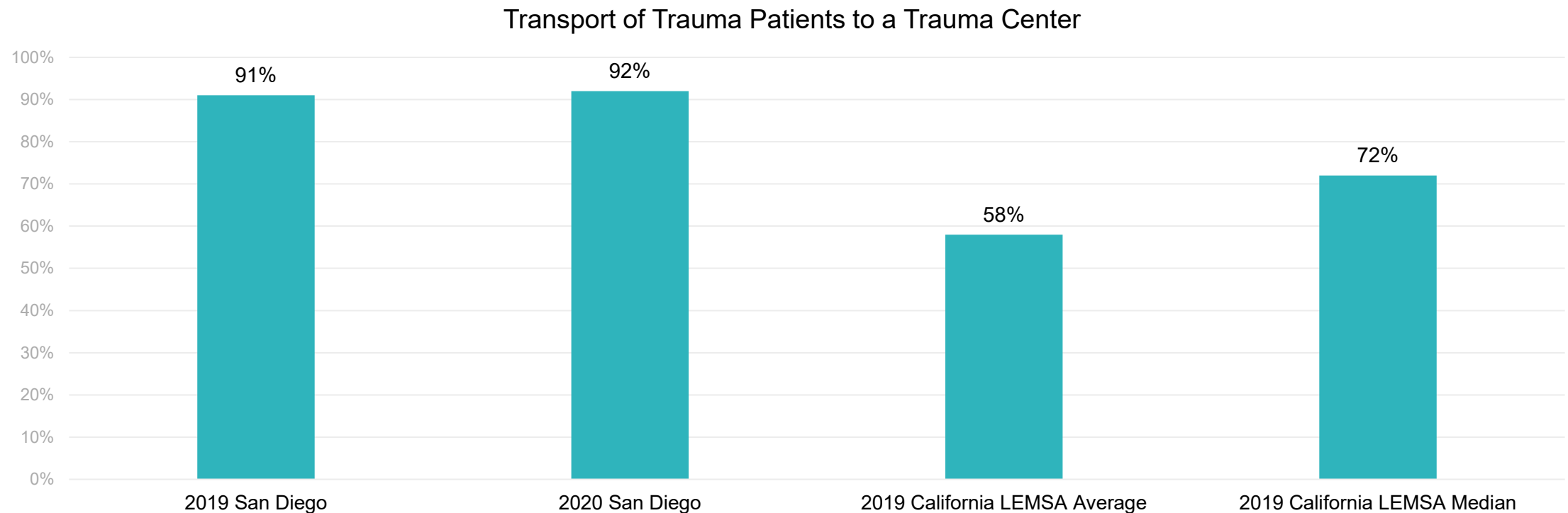
1. Transport of Trauma Patients to a Trauma Center
2. Treatment Administered for Hypoglycemia
3. Prehospital Screening for Suspected Stroke Patients
4. Respiratory Assessment for Pediatric Patients
5. Lights and/or Sirens for 911 Response
6. Lights and/or Sirens for 911 Transport

NOTE: Only data from agencies that use the County-provided ePCR is used to calculate the 2020 EMS Core Measures

1. TRANSPORT OF TRAUMA PATIENTS TO A TRAUMA CENTER



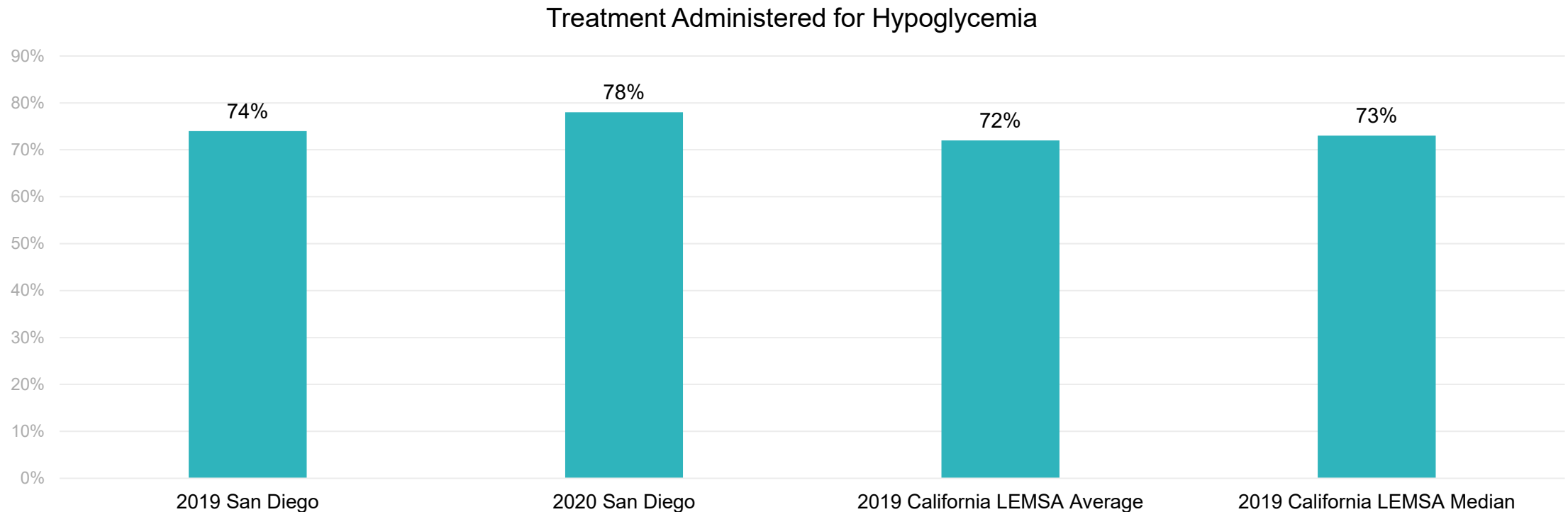
PERCENTAGE OF TRAUMA PATIENTS MEETING CDC STEP 1 OR 2 OR 3 CRITERIA THAT WERE TRANSPORTED TO A TRAUMA CENTER ORIGINATING FROM A 911 RESPONSE.



2. TREATMENT ADMINISTERED FOR HYPOGLYCEMIA



PERCENTAGE OF PATIENTS THAT RECEIVED TREATMENT TO CORRECT THEIR HYPOGLYCEMIA ORIGINATING FROM A 911 RESPONSE.

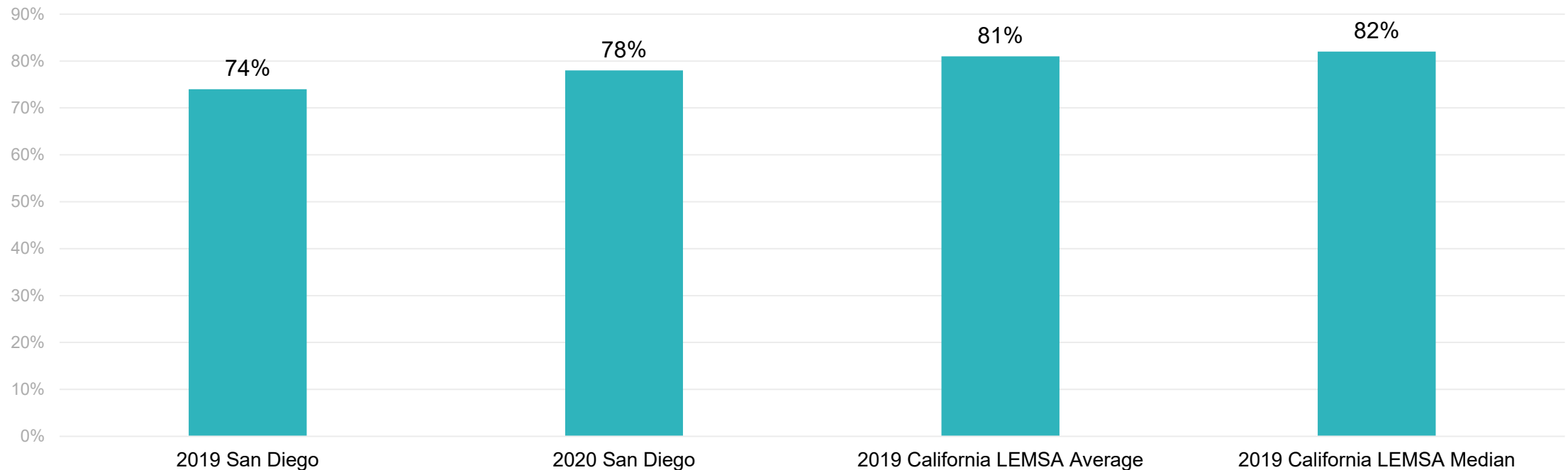


3. PREHOSPITAL SCREENING FOR SUSPECTED STROKE PATIENTS



NUMBER OF PATIENTS WHO HAD A PRIMARY OR SECONDARY IMPRESSION OF STROKE ORIGINATING FROM A 911 RESPONSE.

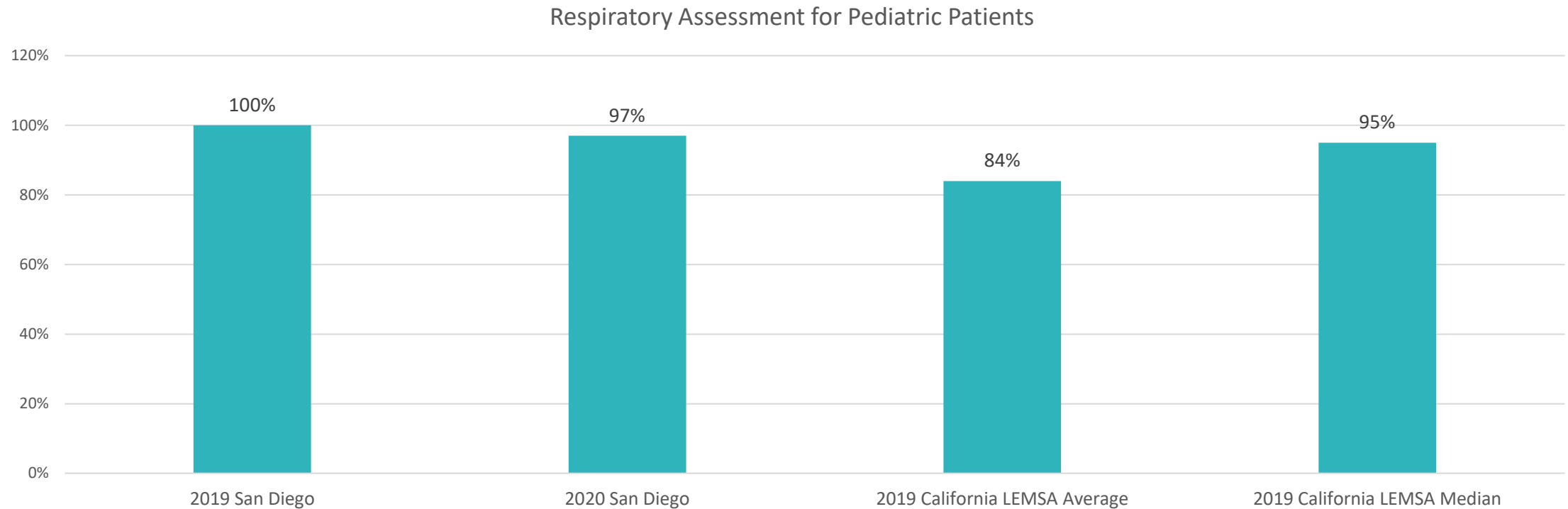
Prehospital Screening for Suspected Stroke Patients



4. RESPIRATORY ASSESSMENT FOR PEDIATRIC PATIENTS



PERCENTAGE OF PEDIATRIC PATIENTS THAT HAD A PRIMARY OR SECONDARY IMPRESSION OF RESPIRATORY DISTRESS AND RECEIVED A DOCUMENTED RESPIRATORY ASSESSMENT ORIGINATING FROM A 911 RESPONSE.

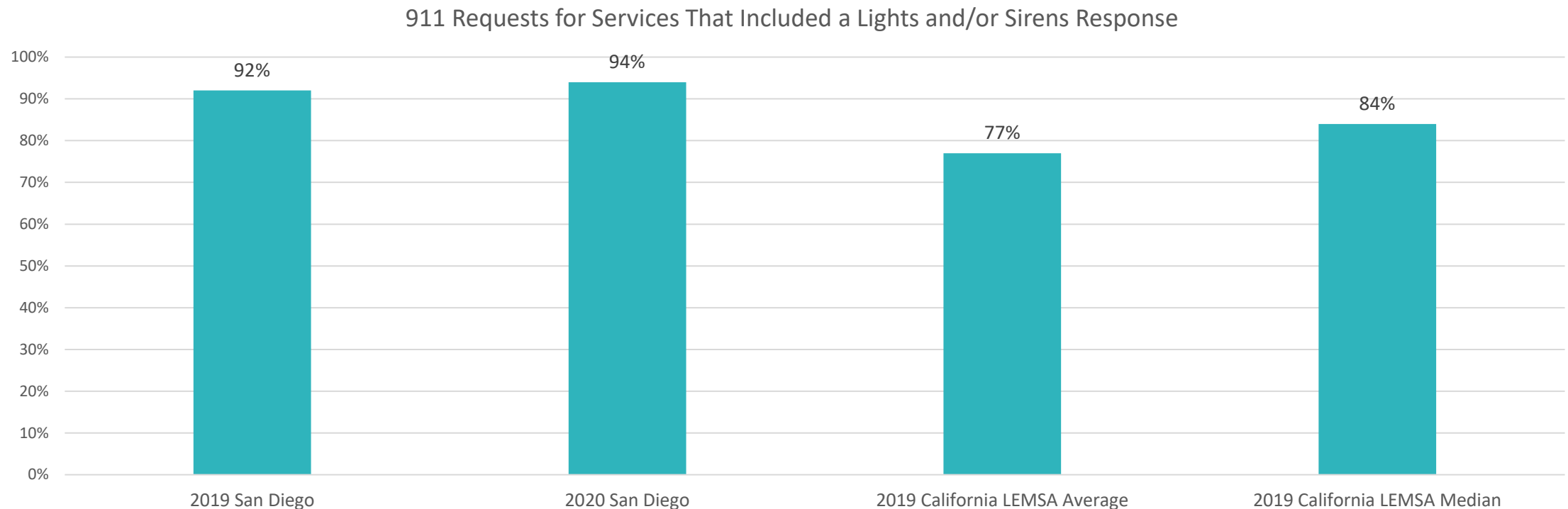


Note: The definition for this metric changed in 2020 to add provider impression of 'Respiratory Distress/Other'. Previous years only included provider impression of 'Respiratory Distress/Bronchospasm/Asthma'. Using new definition, 2019 San Diego was 98%

5. LIGHTS AND/OR SIRENS FOR 911 RESPONSE



PERCENTAGE OF EMS RESPONSES ORIGINATING FROM A 911 REQUEST THAT INCLUDED THE USE OF LIGHTS AND/OR SIRENS DURING A RESPONSE.



6. LIGHTS AND/OR SIRENS FOR 911 TRANSPORT



PERCENTAGE OF EMS TRANSPORTS ORIGINATING FROM A 911 REQUEST THAT INCLUDED THE USE OF LIGHTS AND/OR SIRENS DURING PATIENT TRANSPORT.

