

Gun Violence Reduction Community Needs Assessment

https://www.sandiegocounty.gov/content/sdc/public_safety/gun-violence-reduction-project.html



Program Timeline

- October 19, 2021, Board of Supervisors directs the Public Safety Group to research gun violence reduction and disruption options
- January 25, 2022, Board of Supervisors approved ordinance related to non-serialized firearms, non-serialized unfinished firearm frames and receivers and safe storage of firearms
- April 5, 2022, Board of Supervisors approved the Gun Violence Reduction Working Group's recommendation to conduct a regional gun violence community needs assessment
- July 27 – August 11, 2022, Conducted competitive solicitation for contractor to conduct a regional gun violence reduction community needs assessment
- August 31 – September 15, 2022, Gun Violence Reduction Advisory Group application window
- November 16 – January 6, 2023, Community Listening Sessions hosted throughout the county
- January 17 – February 24, 2023, Community and Professional Survey available for completion
- March 9 – March 14, 2023, Community Forums will be hosted throughout the county
- May – June 2023, Finalize the Community Needs Assessment and facilitate community presentations to share the final results with the public



Gun Violence Reduction Community Needs Assessment

Comprehensive Report



Prepared by



2023



County of San Diego

EMS

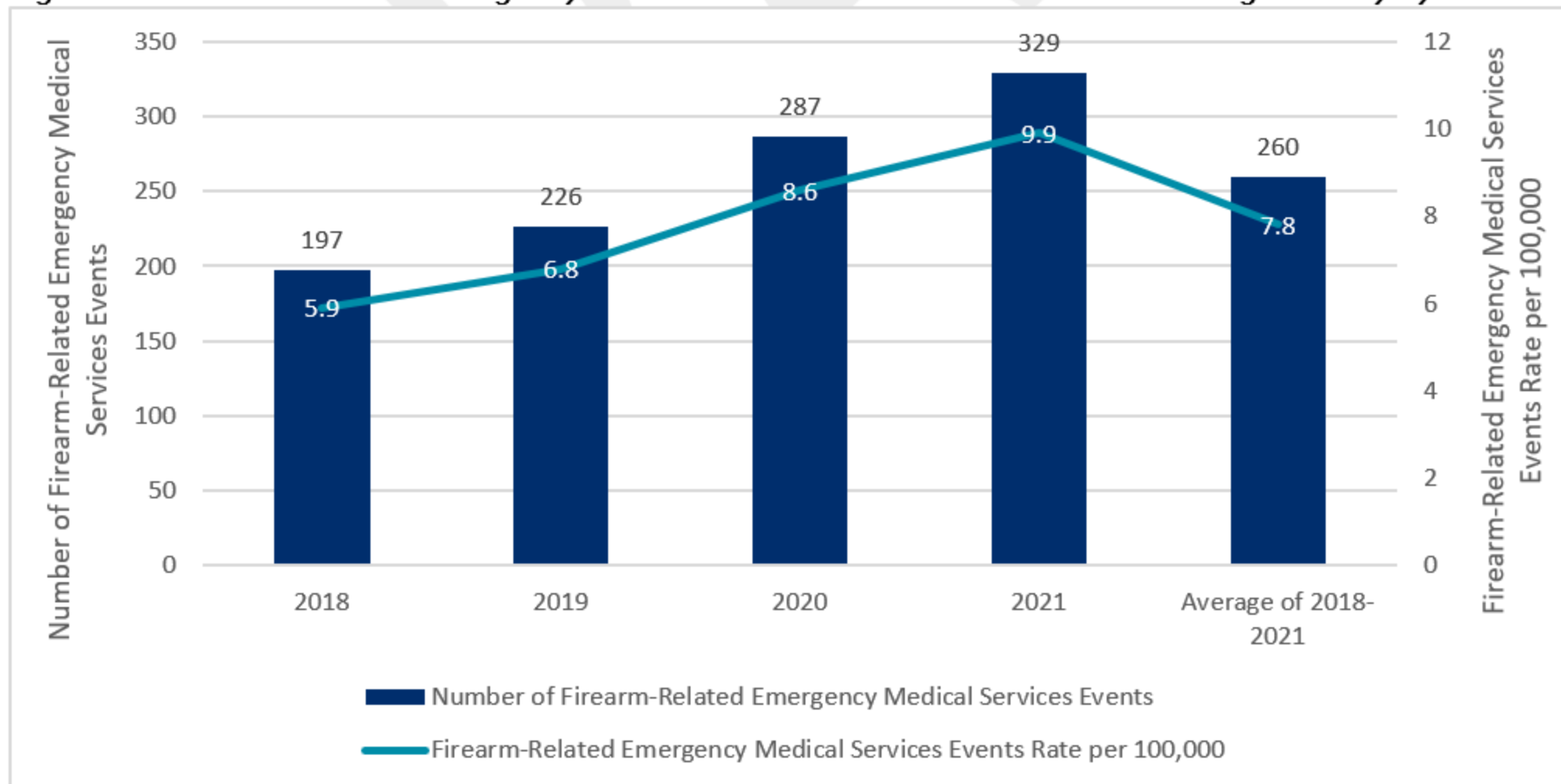
A Division of San Diego County Fire

Data Sources

- Deaths,
- Hospitalizations
- ED Visits
- EMS
- Gun Crime
- Defensive Gun Usage
- Media Coverage
- Schools and Mass Shooting

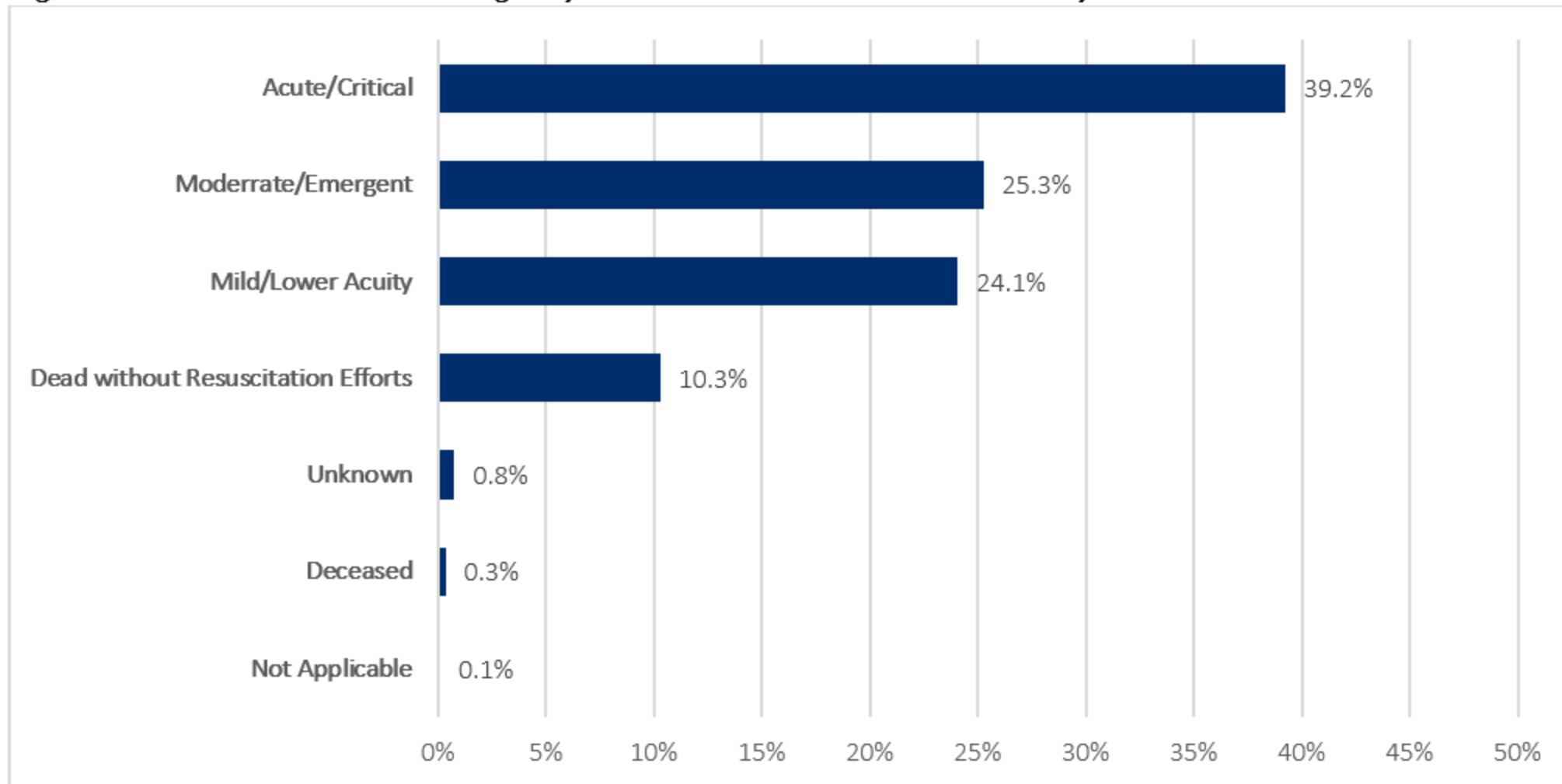


Figure 37. Firearm-Related Emergency Medical Services Events and Rate in San Diego County by Year



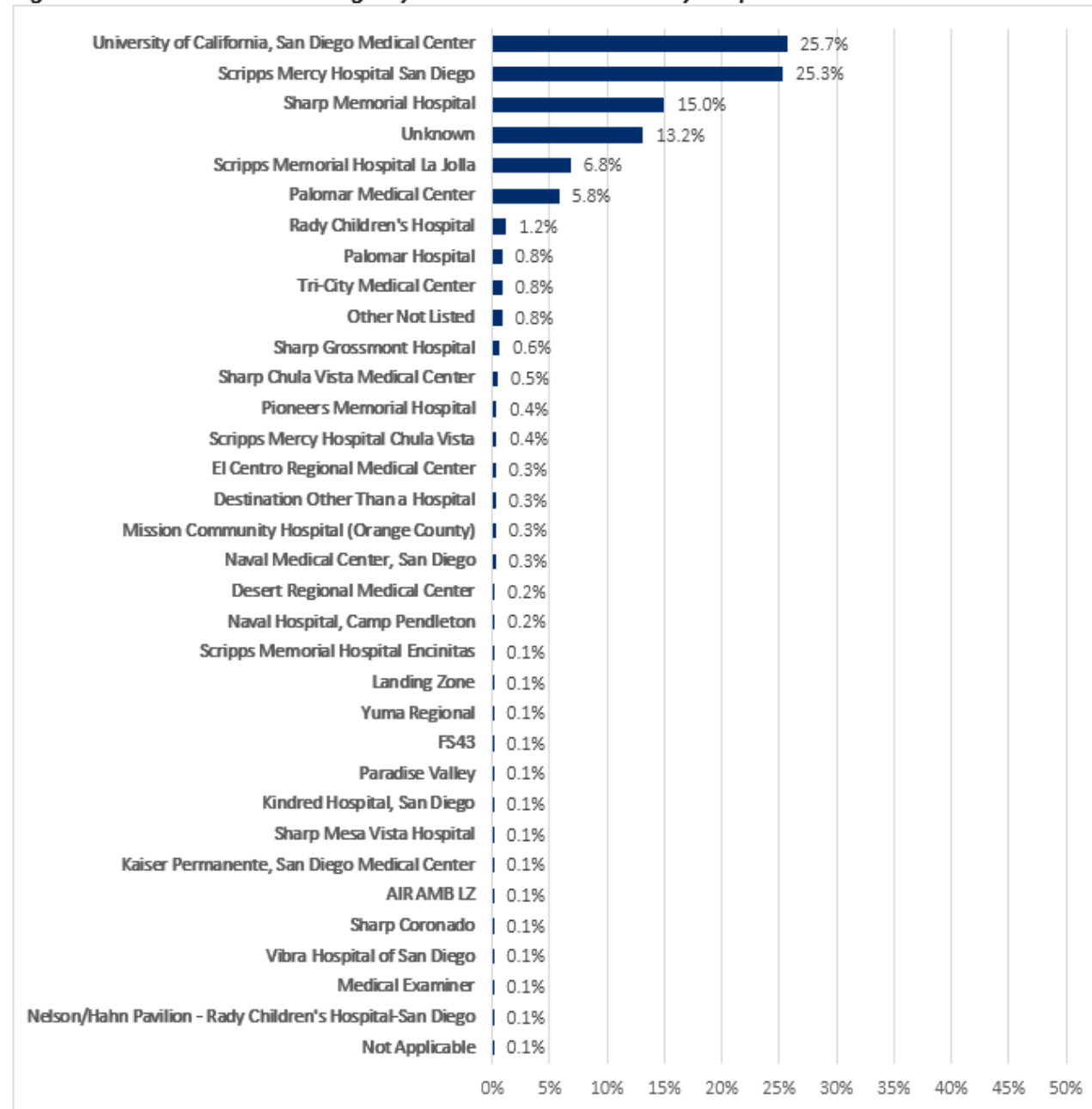
Note: Emergency medical services data are from the County of San Diego – Emergency Medical Services. Population data used to calculate rates are from SANDAG.

Figure 39. Firearm-Related Emergency Medical Services Events – Severity



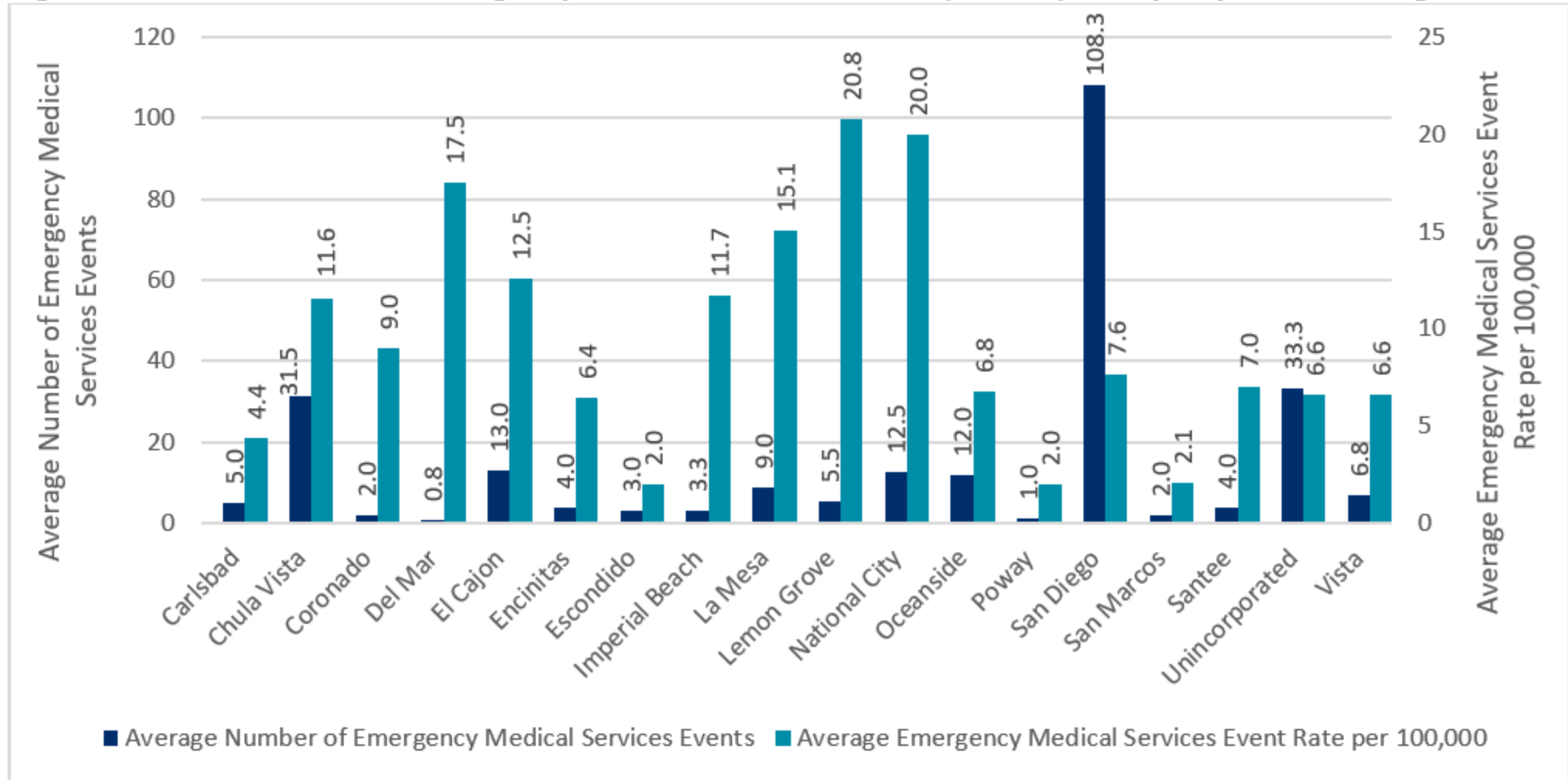
Note: Data are from the County of San Diego – Emergency Medical Services ($n = 1,188$). “Unknown” was originally coded as “Null”; however, it is reported as “Unknown” here.

Figure 40. Firearm-Related Emergency Medical Services Events by Hospital Destination



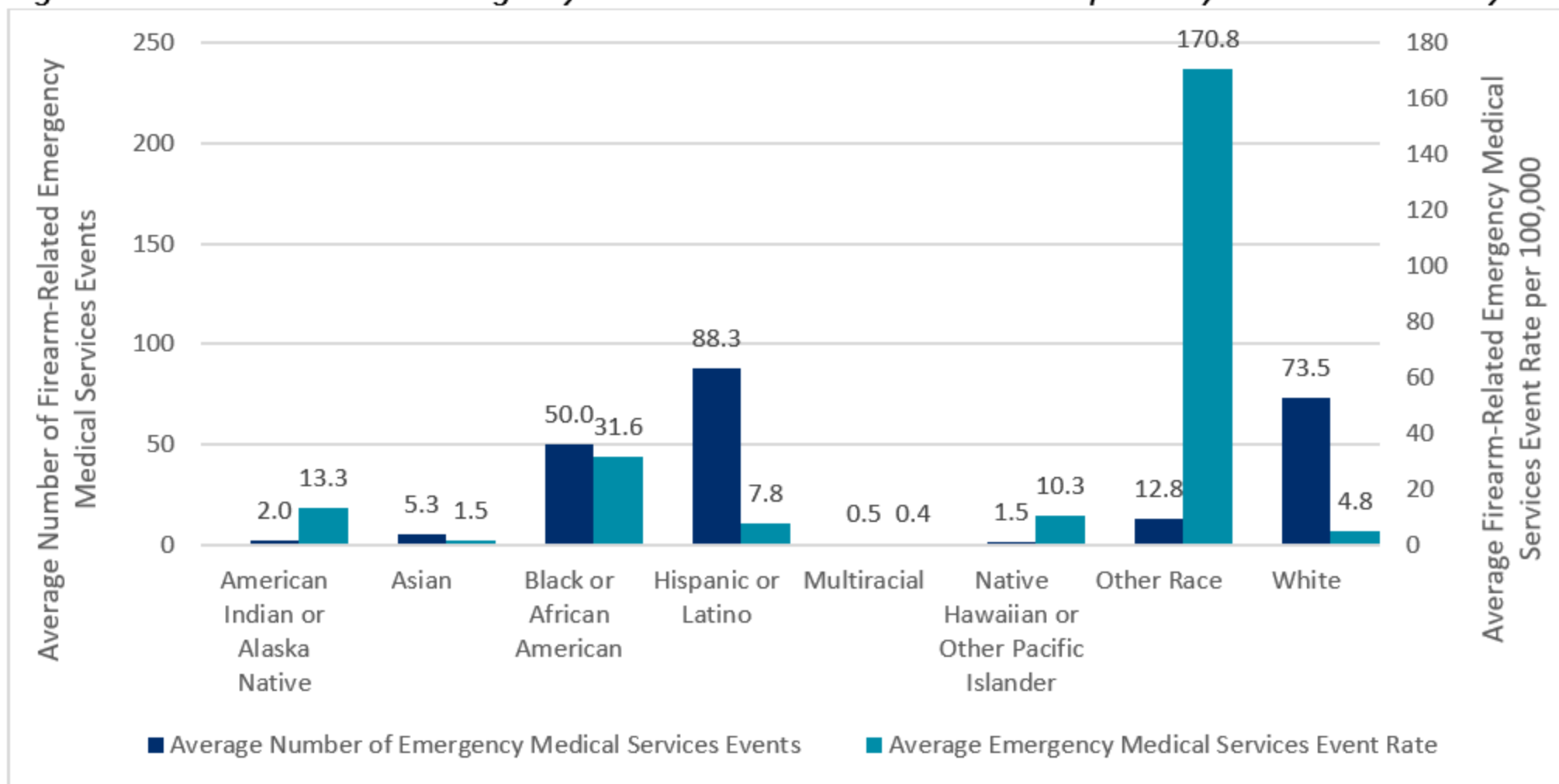
Note: Data are from the County of San Diego – Emergency Medical Services. $n = 1,087$ cases. “Unknown” was originally coded as “Null”; however, it is reported as “Unknown” here.

Figure 42. Firearm-Related Emergency Medical Services Events per 100,000 by City 2018 Through 2021



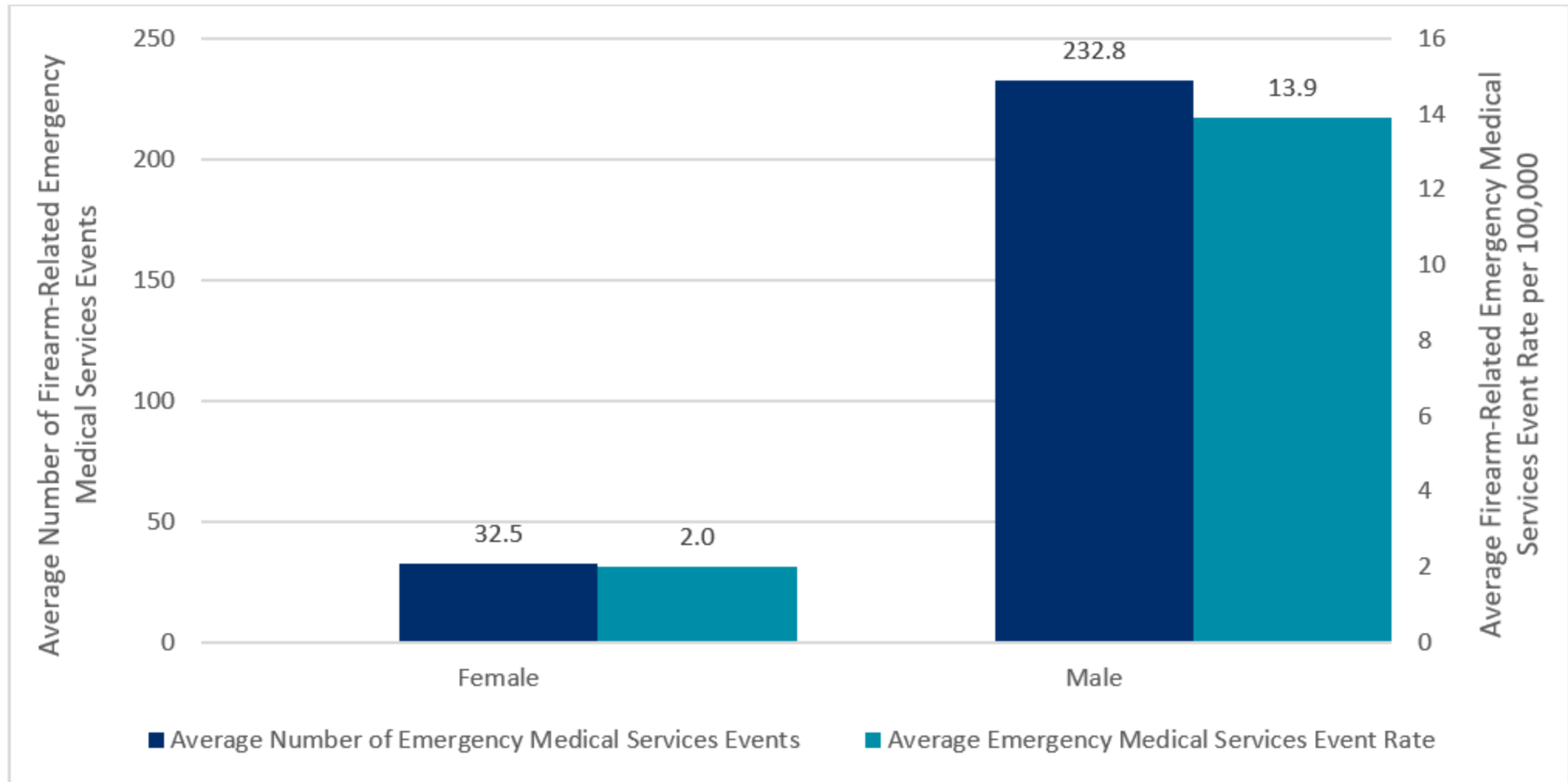
Note: Data are from the County of San Diego – Emergency Medical Services. Population data used to calculate rates are from SANDAG.

Figure 43. Firearm-Related Emergency Medical Services Events and Rate per 100,000 - 2018-2021 by Race



Note: Emergency medical services data are from the County of San Diego – Emergency Medical Services. Population data used to calculate rates are from SANDAG.

Figure 44. Firearm-Related Emergency Medical Services Events and Rate per 100,000 - 2018-2021 by Gender



Note: Emergency medical services data are from the County of San Diego – Emergency Medical Services. Population data used to calculate rates are from SANDAG.



San Diego County

GUN VIOLENCE REDUCTION COMMUNITY PRESENTATIONS

The County of San Diego is hosting the following community presentations to share final results from the countywide gun violence community needs assessment.

Please join us to learn about the County's gun violence reduction project.

In-Person Community Presentations

**June
6**

Location: **San Marcos Community Center (Main Hall)**

3 Civic Center Dr, San Marcos, CA 92069

Time: 6:00pm - 7:30pm

**June
10**

Location: **Norman Park Senior Center**

270 F St. Chula Vista, CA 91910

Time: 1:00pm - 2:30pm

Virtual Community Presentation

**June
13**

Zoom Link: <https://tinyurl.com/GVRforum>

Time: 6:00pm - 7:30pm