

REVENUE & BUDGET MANAGEMENT

PERMANENT  
FILE

REVENUE & BUDGET MANAGEMENT  
FINAL

DO NOT REMOVE  
FROM OFFICE

COUNTY BUDGET  
PERMANENT FILE  
Fiscal Year Ending June 30, 1971  
DO NOT REMOVE FROM OFFICE

**County of San Diego - State of California**

Compiled Under the Direction of

GERALD J. LONERGAN, Auditor and Controller

3 of 3

Recommend using

this book

SEPTEMBER 14, 1970

TO: BOARD OF SUPERVISORS

FROM: AUDITOR AND CONTROLLER

SUBJECT: AUDITOR'S TABULATION OF FINAL BUDGET

IN ACCORDANCE WITH THE PROVISIONS OF SECTIONS 29000 TO 29143 INCLUSIVE, OF THE GOVERNMENT CODE, OTHER STATUTORY PROVISIONS, AND THE RECOMMENDATIONS OF THE BUDGET REVIEW FORMAT COMMITTEE DATED OCTOBER 22, 1969 THERE IS PRESENTED HERewith THE FINAL BUDGET DOCUMENT IDENTIFIED AS VOLUME I FOR THE COUNTY OF SAN DIEGO FOR THE FISCAL YEAR BEGINNING JULY 1, 1970 AND ENDING JUNE 30, 1971.

THE SAN DIEGO COUNTY CHIEF ADMINISTRATIVE OFFICER PRODUCED FOR PUBLIC DISTRIBUTION VOLUME II A CONDENSED VERSION OF THE 1970-71 FISCAL YEAR FINAL COUNTY BUDGET.

THE FINAL BUDGET DOCUMENT VOLUME I SHOWS THE AMOUNTS THAT HAVE BEEN APPROVED FOR SALARIES AND EMPLOYEES BENEFITS, SERVICES AND SUPPLIES, OTHER CHARGES, FIXED ASSETS AND EXPENDITURE TRANSFERS AND REIMBURSEMENTS FOR EACH BUDGET UNIT OF THE COUNTY FOR EXPENDITURE APPROPRIATIONS, PROVISIONS FOR RESERVES AND THE MEANS OF FINANCING SUCH REQUIREMENTS. ALSO INCLUDED ARE THE REQUIREMENTS AND MEANS OF FINANCING FOR SPECIAL DISTRICTS WHOSE AFFAIRS AND FINANCES ARE UNDER THE SUPERVISION AND CONTROL OF THE BOARD OF SUPERVISORS AND CERTAIN DISTRICTS UNDER CONTROL OF LOCAL BOARDS FOR WHICH THE COUNTY AUDITOR IS EX-OFFICIO AUDITOR.

THE CONTENTS OF THIS DOCUMENT, TERMS USED AND ARRANGEMENT OF DATA HEREIN IS IN COMPLIANCE WITH THE COUNTY BUDGET MANUAL, STATE OF CALIFORNIA. THE FORMS USED ARE AS PRESCRIBED BY THE STATE CONTROLLER, OR APPROVED VARIATIONS OF THEM.

GERALD J. LONERGAN  
AUDITOR AND CONTROLLER

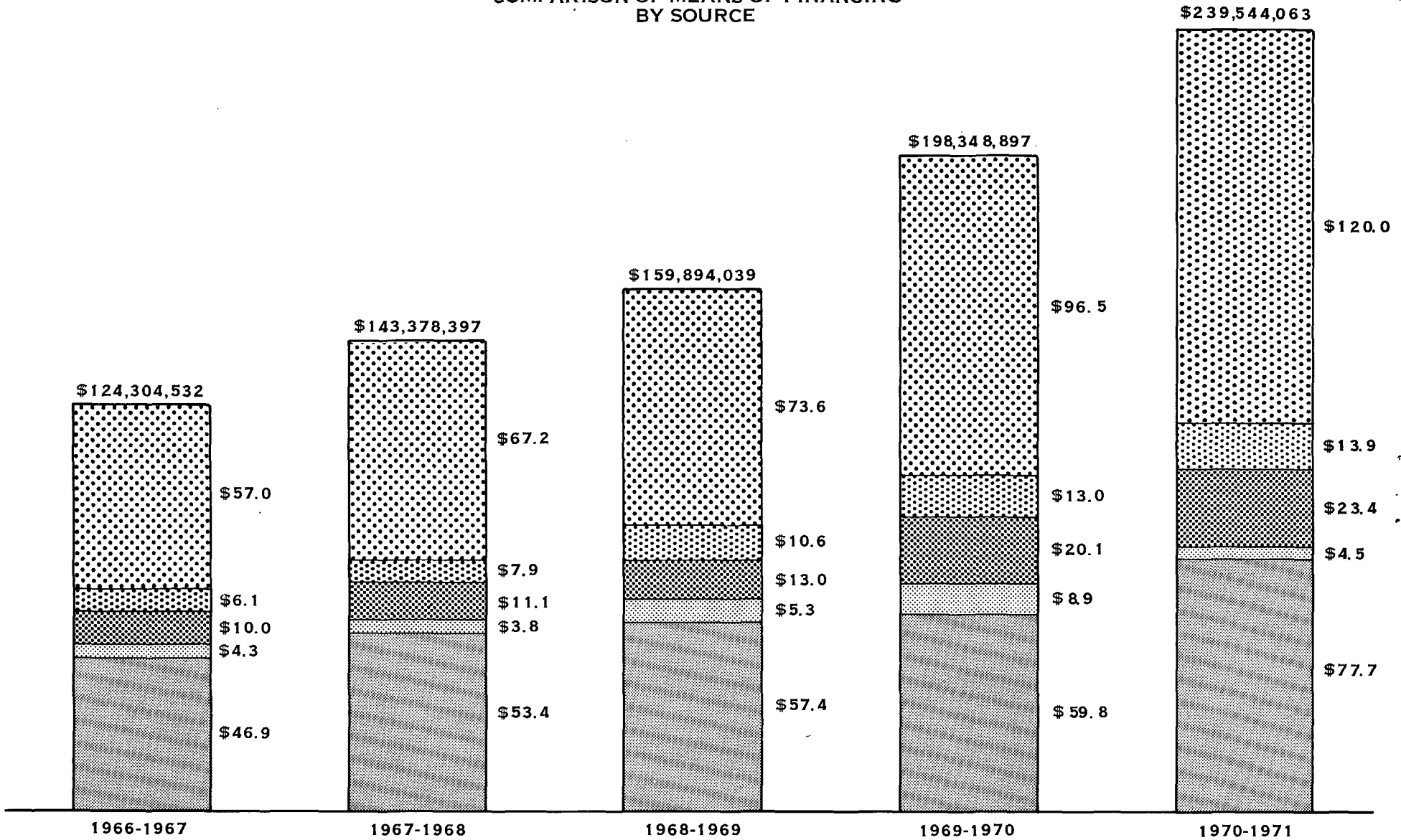
COUNTY OF SAN DIEGO FINAL BUDGET  
1970-1971



T A B L E O F C O N T E N T S

	PAGE
<b>GENERAL COUNTY</b>	
CHART OF COMPARISON OF MEANS OF FINANCING BY SOURCE - - - - -	6
CHART OF COMPARISON OF EXPENDITURE APPROPRIATIONS BY FUNCTION - - - - -	7
SUMMARY OF COUNTY BUDGET - SCHEDULE 1 - - - - -	8
SUMMARY OF AVAILABLE FINANCING - SCHEDULE 2 - - - - -	12
SUMMARY OF ESTIMATED REVENUES OTHER THAN CURRENT PROPERTY TAXES - SCHEDULE 3 - - - - -	14
ANALYSIS OF REVENUE BY SOURCE - SCHEDULE 4 - - - - -	15
ANALYSIS OF REVENUE BY BUDGET UNIT, SOURCE AND FUND - SCHEDULE 4A - - - - -	21
ANALYSIS OF REVENUES - SCHEDULE 4B - - - - -	55
SUMMARY OF COUNTY BUDGET REQUIREMENTS BY BUDGET UNIT AND FUNCTION, FUND AND OBJECT CLASSIFICATION - SCHEDULE 5 - - - - -	56
BUDGET UNIT EXPENDITURE DETAIL - SCHEDULE 6 - - - - -	60
DETAIL OF PROVISIONS FOR RESERVES - SCHEDULE 7 - - - - -	198
STATUS OF EXPENDITURES FROM BOND (CONSTRUCTION) FUNDS SCHEDULE 8 - - - - -	199
OPERATIONS OF WORKING CAPITAL FUNDS - SCHEDULE 9 - - - - -	200
 <b>SPECIAL DISTRICTS GOVERNED THROUGH BOARD OF SUPERVISORS</b>	
SUMMARY OF SPECIAL DISTRICTS BUDGETS - SCHEDULE 11 - - - - -	202
SUMMARY OF AVAILABLE FINANCING - SCHEDULE 12 - - - - -	212
ASSESSED VALUATION AND DELINQUENCY ALLOWANCE DATA - SCHEDULE 13A - - - - -	221
ANALYSIS OF REVENUES BY SOURCE - SCHEDULE 13B - - - - -	225
EXPENDITURE DETAIL - SCHEDULE 13C - - - - -	247
DETAIL OF PROVISIONS FOR RESERVES - SCHEDULE 14 - - - - -	268
STATUS OF EXPENDITURES FROM BOND (CONSTRUCTION) FUNDS - SCHEDULE 15 - - - - -	275
 <b>SPECIAL DISTRICTS GOVERNED THROUGH LOCAL BOARDS</b>	
SUMMARY OF SPECIAL DISTRICTS BUDGETS - SCHEDULE 11 - - - - -	276
SUMMARY OF AVAILABLE FINANCING - SCHEDULE 12 - - - - -	278
ASSESSED VALUATION AND DELINQUENCY ALLOWANCE DATA - SCHEDULE 13A - - - - -	280
ANALYSIS OF REVENUE BY SOURCE - SCHEDULE 13B - - - - -	281
EXPENDITURE DETAIL - SCHEDULE 13C - - - - -	283
DETAIL OF PROVISIONS FOR RESERVES - SCHEDULE 14 - - - - -	284
STATUS OF EXPENDITURES FROM BOND (CONSTRUCTION) FUNDS - SCHEDULE 15 - - - - -	285
 <b>SPECIAL STATEMENTS</b>	
SCHEDULE OF POSITIONS - - - - -	286
SOURCE OF FUNDS EXPENDED FOR PUBLIC ASSISTANCE - - - - -	353
ROAD WORK PROGRAM AND DETAIL OF CONSTRUCTION PROJECTS - - - - -	354



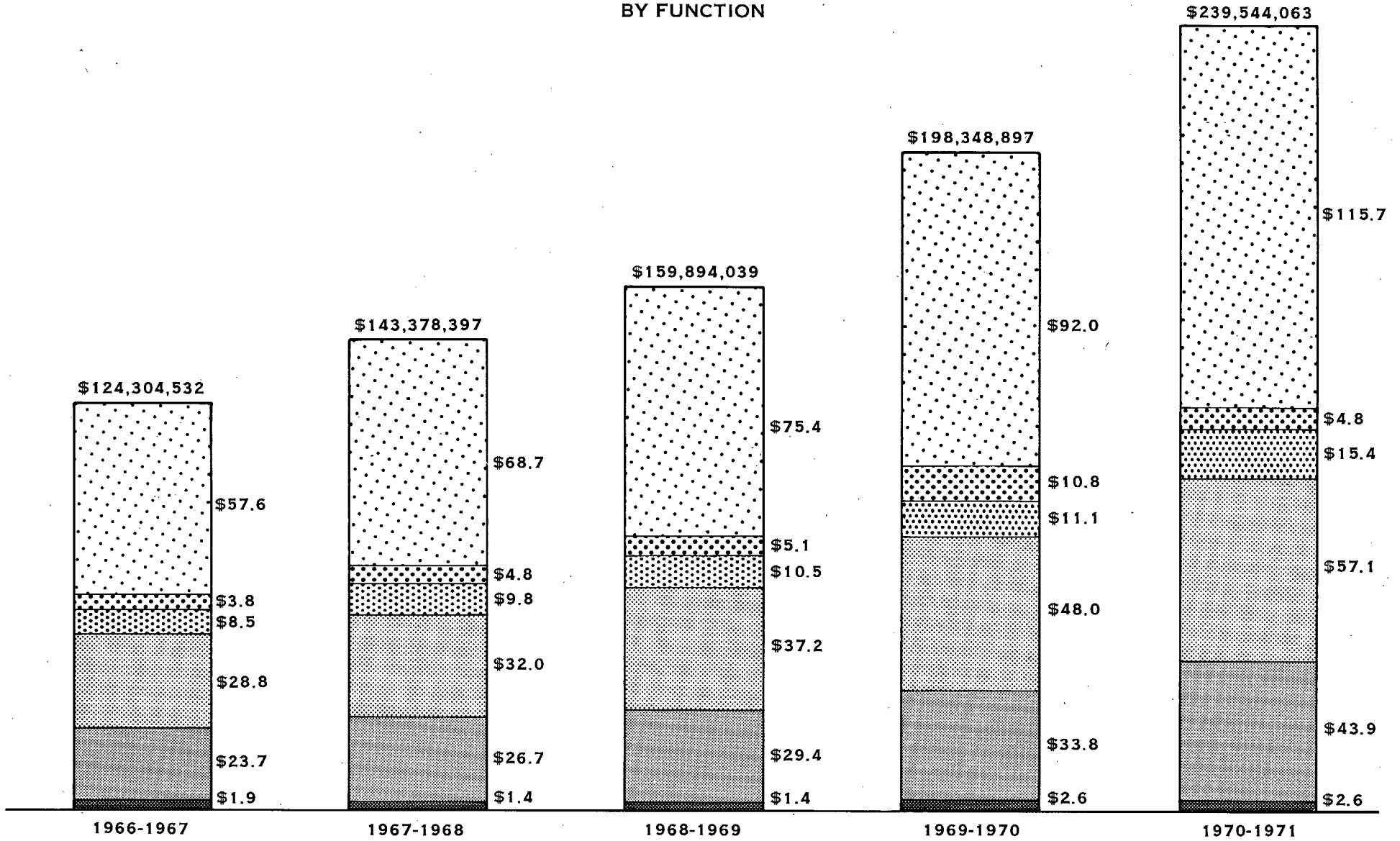
COMPARISON OF MEANS OF FINANCING  
BY SOURCE



 AID FROM OTHER GOVERNMENTAL AGENCIES  
 OTHER REVENUE

 CHARGES FOR CURRENT SERVICES  
 AVAILABLE FUNDS  
 CURRENT PROPERTY TAXES

COMPARISON OF EXPENDITURE APPROPRIATIONS  
BY FUNCTION



COUNTY OF SAN DIEGO FINAL BUDGET  
1970-1971  
SUMMARY OF COUNTY BUDGET  
SCHEDULE 1

FUND	APPROPRIATIONS		REQUIREMENTS	PROVISIONS FOR	TOTAL
	EXPENDITURES	CONTINGENCIES		RESERVES (INCREASES OR NEW RESERVES)	REQUIREMENTS
COUNTY WIDE FUNDS					
GENERAL	\$218,601,753	\$ 675,000		\$	\$219,276,753
DEBT SERVICE	2,621,256				2,621,256
GRAZING LANDS	9,000				9,000
FISH AND GAME	10,160	1,016			11,176
ROAD	15,434,597				15,434,597
SAN DIEGO CITY-COUNTY CAMP COMMISSION - CAMPING	466,828	30,304			497,132
SPECIAL AVIATION	79,960				79,960
TOTAL COUNTY WIDE FUNDS	\$237,223,554	\$ 706,320		\$	\$237,929,874
LESS THAN COUNTY WIDE FUNDS					
COUNTY LIBRARY	\$ 1,612,222	\$ 1,967		\$	\$ 1,614,189
TOTAL LESS THAN COUNTY WIDE FUNDS	\$ 1,612,222	\$ 1,967		\$	\$ 1,614,189
GRAND TOTAL	\$238,835,776	\$ 708,287		\$	\$239,544,063

COUNTY OF SAN DIEGO FINAL BUDGET  
 1970-1971  
 SUMMARY OF COUNTY BUDGET  
 SCHEDULE 1

AVAILABLE FINANCING	MEANS OF FINANCING			TAX RATE ON SECURED ROLL (ACTUAL)
	TOTAL	CURRENT PROPERTY TAX TO UNSECURED	BALANCE BUDGET SECURED	
\$145,438,027	\$ 73,838,726	\$ 5,565,000	\$ 68,273,726	2.660
192,766	2,428,490	256,000	2,172,490	.085
9,000				
11,176				
15,434,597				
497,132				
79,960				
161,662,658	\$ 76,267,216	\$ 5,821,000	\$ 70,446,216	2.745
\$ 222,318	\$ 1,391,871	\$ 44,760	\$ 1,347,111	.152
\$ 222,318	\$ 1,391,871	\$ 44,760	\$ 1,347,111	
\$161,884,976	\$ 77,659,087	\$ 5,865,760	\$ 71,793,327	

COUNTY OF SAN DIEGO FINAL BUDGET  
1970-1971  
SUMMARY OF COUNTY BUDGET  
SCHEDULE 1 (CONTINUED)

DESCRIPTION	LOCALLY ASSESSED	SECURED ROLL STATE ASSESSED	TOTAL SECURED	UNSECURED ROLL
COUNTY WIDE FUNDS				
LAND	\$1,229,337,640	\$ 17,232,370	\$1,246,570,010	\$ 15,662,646
IMPROVEMENTS	1,307,482,920	133,939,270	1,441,422,190	61,236,098
PERSONAL PROPERTY	76,209,295	100,787,420	176,996,715	209,919,206
TOTAL GROSS ASSESSED VALUATION	\$2,613,029,855	\$ 251,959,060	\$2,864,988,915	\$ 286,817,950
LESS EXEMPTIONS	247,667,682	22,899	247,690,581	33,694,175
TOTAL NET ASSESSED VALUATION	\$2,365,362,173	\$ 251,936,161	\$2,617,298,334	\$ 253,123,775
LESS ALLOWANCE FOR DELINQUENCIES	54,963,266		54,963,266	
TOTAL NET VALUATION AFTER DELINQUENCY ALLOWANCE	\$2,310,398,907	\$ 251,936,161	\$2,562,335,068	\$ 253,123,775
ADD: HOMEOWNERS PROPERTY TAX EXEMPTIONS	116,344,325		116,344,325	
ADJUSTED VALUATION FOR RATE COMPUTATION PURPOSE	\$2,426,743,232	\$ 251,936,161	\$2,678,679,393	\$ 253,123,775
LESS THAN COUNTY WIDE FUNDS				
LAND	\$ 474,653,154	\$ 3,073,920	\$ 477,727,074	\$ 803,420
IMPROVEMENTS	413,804,334	39,821,870	453,626,204	8,441,101
PERSONAL PROPERTY	13,269,780	38,176,970	51,446,750	31,997,048
TOTAL GROSS ASSESSED VALUATION	\$ 901,727,268	\$ 81,072,760	\$ 982,800,028	\$ 41,241,569
LESS EXEMPTIONS	69,082,753	18	69,082,771	5,638,205
TOTAL NET ASSESSED VALUATION	\$ 832,644,515	\$ 81,072,742	\$ 913,717,257	\$ 35,603,364
LESS ALLOWANCE FOR DELINQUENCIES	27,411,518		27,411,518	
TOTAL NET VALUATION AFTER DELINQUENCY ALLOWANCE	\$ 805,232,997	\$ 81,072,742	\$ 886,305,739	\$ 35,603,364
ADD: HOMEOWNERS PROPERTY TAX EXEMPTIONS	39,817,085	18	39,817,103	
BUSINESS INVENTORY TAX EXEMPTIONS	1,568,159		1,568,159	
ADJUSTED VALUATION FOR RATE COMPUTATION PURPOSE	\$ 846,618,241	\$ 81,072,760	\$ 927,691,001	\$ 35,603,364

DELINQUENCY ALLOWANCE IS 3.00% OF SECURED ROLL FOR LESS THAN COUNTY WIDE FUNDS

DELINQUENCY ALLOWANCE IS 2.10% OF SECURED ROLL FOR COUNTY WIDE FUNDS

COUNTY OF SAN DIEGO FINAL BUDGET  
1970-1971  
SUMMARY OF AVAILABLE FINANCING  
BEFORE PROVIDING FOR CURRENT PROPERTY TAX LEVY  
SCHEDULE 2

FUND	FUND BALANCE AS OF JUNE 30, 1970 (ACTUAL)	RESERVE FOR ENCUMBRANCES	LESS: FUND BALANCE - UNAVAILABLE UNCANCELLED GENERAL RESERVES AND RESERVES WITHIN A.C.O. FUNDS	OTHER RESERVES
COUNTY WIDE FUNDS				
GENERAL	\$ 2,152,121	\$	\$	\$ 1,680,516
DEBT SERVICE	37,754		18,900	
GRAZING LANDS	6,963			
FISH AND GAME	16,626			4,900
ROAD	5,231,454			1,115,915
SAN DIEGO CITY-COUNTY CAMP COMMISSION - CAMPING	44,053			
SPECIAL AVIATION	74,264			
TOTAL COUNTY WIDE FUNDS	\$ 7,563,236	\$	\$ 18,900	\$ 2,801,332
LESS THAN COUNTY WIDE FUNDS				
COUNTY LIBRARY	\$ 79,899	\$	\$	\$ 7,058
TOTAL LESS THAN COUNTY WIDE FUNDS	\$ 79,899	\$	\$	\$ 7,058
GRAND TOTAL	\$ 7,643,134	\$	\$ 18,900	\$ 2,808,389

COUNTY OF SAN DIEGO FINAL BUDGET  
1970-1971  
SUMMARY OF AVAILABLE FINANCING  
BEFORE PROVIDING FOR CURRENT PROPERTY TAX LEVY  
SCHEDULE 2

INTER-FUND TRANSFERS	FUND BALANCE AVAILABLE FOR FINANCING BUDGET YEAR REQUIREMENTS-ESTIMATED	ESTIMATED REVENUES OTHER THAN CURRENT PROPERTY TAXES	TOTAL AVAILABLE FINANCING
	\$ 471,605	\$144,966,422	\$145,438,027
	18,854	173,912	192,766
	6,700 (1)	2,300	9,000
	5,176 (2)	6,000	11,176
	3,820,072 (3)	11,614,525	15,434,597
	38,000 (4)	459,132	497,132
	64,960 (5)	15,000	79,960
	\$ 4,425,367	\$157,237,291	\$161,662,658
	\$ 72,841	\$ 149,477	\$ 222,318
	\$ 72,841	\$ 149,477	\$ 222,318
	\$ 4,498,208	\$157,386,768	\$161,884,976

UNUSED FUND BALANCE

(1)	263
(2)	6,550
(3)	295,467
(4)	6,053
(5)	9,304

COUNTY OF SAN DIEGO FINAL BUDGET  
1970-1971

SUMMARY OF ESTIMATED REVENUES  
OTHER THAN CURRENT PROPERTY TAXES  
SCHEDULE 3

DESCRIPTION	ACTUAL REVENUES 1968-1969	ACTUAL REVENUES 1969-1970	REVENUE ESTIMATES RECOMMENDED 1970-1971	ADOPTED BY THE BOARD OF SUPERVISORS 1970-1971
SUMMARIZATION BY SOURCE				
TAXES OTHER THAN CURRENT PROPERTY	\$ 5,136,286	\$ 4,951,182	\$ 5,487,524	\$ 5,101,524
LICENSES AND PERMITS	1,030,350	1,363,955	1,343,792	1,402,792
FINES, FORFEITS AND PENALTIES	2,413,353	2,803,007	2,795,109	3,115,109
USE OF MONEY AND PROPERTY	3,039,394	3,332,956	2,888,385	3,364,385
AID FROM OTHER GOVERNMENTAL AGENCIES	74,002,640	96,743,679	120,272,729	119,975,629
CHARGES FOR CURRENT SERVICE	18,546,245	19,624,010	23,192,796	23,441,796
OTHER REVENUE	1,924,985	417,436	2,085,533	985,533
<b>GRAND TOTAL</b>	<b>\$106,143,253</b>	<b>\$129,236,225</b>	<b>\$158,065,868</b>	<b>\$157,386,768</b>
SUMMARIZATION BY FUND				
COUNTY WIDE FUNDS				
GENERAL	\$ 95,933,789	\$117,807,625	\$145,642,422	\$144,966,422
GRAZING LANDS	2,386	2,227	2,300	2,300
ROAD	9,722,942	10,624,755	11,614,525	11,614,525
FISH AND GAME	6,770	6,522	6,000	6,000
SAN DIEGO CITY-COUNTY CAMP COMMISSION	329,794	408,576	459,132	459,132
SPECIAL AVIATION	16,480	65,932	15,000	15,000
DEBT SERVICE	47,804	178,602	190,012	173,912
PROPERTY TAX REDUCTION				
<b>TOTAL COUNTY WIDE FUNDS</b>	<b>\$106,059,965</b>	<b>\$129,094,239</b>	<b>\$157,929,391</b>	<b>\$157,237,291</b>
LESS THAN COUNTY WIDE FUNDS				
COUNTY LIBRARY	\$ 83,288	\$ 141,986	\$ 136,477	\$ 149,477
<b>TOTAL LESS THAN COUNTY WIDE FUNDS</b>	<b>\$ 83,288</b>	<b>\$ 141,986</b>	<b>\$ 136,477</b>	<b>\$ 149,477</b>
<b>GRAND TOTAL</b>	<b>\$106,143,253</b>	<b>\$129,236,225</b>	<b>\$158,065,868</b>	<b>\$157,386,768</b>



COUNTY OF SAN DIEGO FINAL BUDGET  
1970-1971

ANALYSIS OF REVENUE BY SOURCE  
OTHER THAN CURRENT PROPERTY TAXES  
SCHEDULE 4

REVENUE CLASSIFICATION	ACTUAL REVENUES 1969-1969	ACTUAL REVENUES 1969-1970	REVENUE ESTIMATES RECOMMENDED 1970-1971	ADOPTED BY THE BOARD OF SUPERVISORS 1970-1971	FUND- GENERAL, UNLESS OTHERWISE INDICATED
<b>TAXES</b>					
PROPERTY TAXES - PRIOR SECURED	\$ 1,358,697	\$ 766,605	\$ 1,300,000	\$ 800,000	
PROPERTY TAXES - PRIOR SECURED	25,931	23,236	25,000	25,000	LIBRARY
PROPERTY TAXES - PRIOR SECURED	36,797	18,869	36,000	20,000	DEBT SERVICE
PROPERTY TAXES - PRIOR UNSECURED	57,487	189,486	75,000	100,000	
PROPERTY TAXES - PRIOR UNSECURED	659	1,378	500	500	LIBRARY
PROPERTY TAXES - PRIOR UNSECURED	1,341	3,575	1,000	1,000	DEBT SERVICE
SOLVENT CREDITS	5,430	24,899			
SOLVENT CREDITS	11	74			
SOLVENT CREDITS	145	44			LIBRARY
PENALTIES AND COSTS ON DELINQUENT TAXES	472,863	427,232	460,000	400,000	DEBT SERVICE
SALES AND USE TAX	1,849,222	2,118,477	2,150,000	2,300,000	
FRANCHISES	243,509	314,491	312,000	312,000	
OTHER TAXES - AIRCRAFT UNSECURED	65,021	77,562	88,000	88,000	
OTHER TAXES - AIRCRAFT UNSECURED	2,147	1,915	2,000	2,000	LIBRARY
OTHER TAXES - AIRCRAFT UNSECURED	1,732	1,843	2,000	2,000	DEBT SERVICE
OTHER TAXES - COLL OF DISCHARGED ACCTS	1,399	1,463	1,000	1,000	
OTHER TAXES - COLL OF DISCHARGED ACCTS	25	5	12	12	LIBRARY
OTHER TAXES - COLL OF DISCHARGED ACCTS	20	11	12	12	DEBT SERVICE
OTHER TAXES - TRANSIENT OCCUPANCY TAX	200,653	237,703	235,000	250,000	
REAL PROPERTY TRANSFER TAX	813,197	742,314	800,000	800,000	
<b>SUB-TOTAL</b>	<b>\$ 5,136,286</b>	<b>\$ 4,951,182</b>	<b>\$ 5,487,524</b>	<b>\$ 5,101,524</b>	
<b>LICENSES AND PERMITS</b>					
ANIMAL LICENSES - DJG	\$ 131,598	\$ 144,377	\$ 143,000	\$ 150,000	
BUSINESS LICENSES - AUCTIONEER	1,660	1,000	1,200	1,200	
BUSINESS LICENSES - DANCE & POOL HALL	2,785	2,274	3,000	3,000	
BUSINESS LICENSES - TAXICAB & OPERATORS	5,509	5,967	5,500	5,500	
BUSINESS LICENSES - KENNEL	2,055	2,115	2,000	2,000	
BUSINESS LICENSES - JUNK YARD	4,238	3,934	1,800	1,800	
BUSINESS LICENSES - GARBAGE & RUBBISH	12,870	17,218	12,000	12,000	
BUSINESS LICENSES - CONC WEAPON SALES	97	203	200	200	
BUSINESS LICENSES - OTHER	101,988	187,319	154,692	206,692	
CONSTRUCTION PERMITS - TEMP OCCUPANCY	1,535	2,205	3,192	3,192	
CONSTRUCTION PERMITS - BUILDING	381,838	400,388	397,901	397,901	
CONSTRUCTION PERMITS - ELECTRICAL	82,469	120,914	120,168	120,168	
CONSTRUCTION PERMITS - PLUMBING	124,852	143,361	147,696	147,696	
CONSTRUCTION PERMITS - SEPTIC TANK	19,531	22,090	22,500	22,500	
CONSTRUCTION PERMITS - DRIVEWAY	5,793	5,322	5,550	5,550	
CONSTRUCTION PERMITS - GRADING	43,284	41,850	43,919	43,919	
CONSTRUCTION PERMITS - MOBILE HOME PARKS	86	98,904	116,184	116,184	
ROAD PRIVILEGES & PERMITS	36,454	42,155	39,600	39,600	ROAD
ZONING PERMITS - VARIANCES & REZONES	36,696	81,845	80,000	80,000	
OTHER LICENSES & PERMITS - SHIPPING	1,778	2,990	2,500	2,500	
OTHER LICENSES & PERMITS - MARRIAGE	32,228	33,155	35,000	35,000	
OTHER LICENSES & PERMITS - MISCELLANEOUS	1,006	4,369	6,190	6,190	
<b>SUB-TOTAL</b>	<b>\$ 1,030,350</b>	<b>\$ 1,363,955</b>	<b>\$ 1,343,792</b>	<b>\$ 1,402,792</b>	
<b>FINES, FORFEITS AND PENALTIES</b>					
VEHICLE CODE FINES	\$ 621,135	\$ 517,514	\$ 567,025	\$ 567,025	
VEHICLE CODE FINES	680,002	517,514	567,025	567,025	ROAD
VEHICLE CODE FINES - PENALTY ASSESSMENTS	126,743	146,367	138,200	148,200	
VEHICLE CODE CITY ARRESTS	875	369,776	340,100	400,100	
OTHER COURT FINES - FISH & GAME		70			
OTHER COURT FINES - FISH & GAME	6,134	5,957	6,000	6,000	FISH AND GAME
OTHER COURT FINES - GENERAL	850,215	1,064,806	1,003,759	1,253,759	
FORF & PENALTIES - FINES & FORFEITURES	11,300	20,500	20,000	20,000	
FORF & PENALTIES - SMRY JUDGEMENT BAIL BND	10,238	20,679	7,000	7,000	
FORF & PENALTIES - JUVENILE TRAFFIC	36,027	61,030	58,000	58,000	

COUNTY OF SAN DIEGO FINAL BUDGET  
1970-1971

ANALYSIS OF REVENUE BY SOURCE  
OTHER THAN CURRENT PROPERTY TAXES  
SCHEDULE 4

REVENUE CLASSIFICATION	ACTUAL REVENUES 1968-1969	ACTUAL REVENUES 1969-1970	REVENUE ESTIMATES RECOMMENDED 1970-1971	ADOPTED BY THE BOARD OF SUPERVISORS 1970-1971	FUND- GENERAL, UNLESS OTHERWISE INDICATED
<b>FINES, FORFEITS AND PENALTIES - CONTINUED</b>					
FORFEITURES & PENALTIES-OTHER	\$ 70,684	\$ 78,784	\$ 88,000	\$ 88,000	
<b>SUB-TOTAL</b>	<b>\$ 2,413,353</b>	<b>\$ 2,803,007</b>	<b>\$ 2,795,109</b>	<b>\$ 3,115,109</b>	
<b>REVENUE FROM USE OF MONEY AND PROPERTY</b>					
INTEREST - DEPOSITS & INVESTMENTS	\$ 2,603,123	\$ 2,569,117	\$ 2,226,000	\$ 2,702,000	
INTEREST - DEPOSITS & INVESTMENTS	95,828	263,786	170,000	170,000	
INTEREST - DEPOSITS & INVESTMENTS	623	555			ROAD
INTEREST - DEPOSITS & INVESTMENTS	686	1,522	1,350	1,350	FISH AND GAME
INTEREST - DEPOSITS & INVESTMENTS	200	451			LIBRARY
INTEREST - DEPOSITS & INVESTMENTS	980				S.D.C.-C.C.C.
INTEREST - DEPOSITS & INVESTMENTS		13,000			SPECIAL AVIATION
RENTS & CONCESSIONS - ADMIN CENTER	5,614	5,994	5,000	5,000	DEBT SERVICE
RENTS & CONCESSIONS - COUNTY HOSPITAL	177,363	255,975	267,590	267,590	
RENTS & CONCESSIONS - AIRPORTS	142,741	162,592	157,960	157,960	
RENTS & CONCESSIONS - RANCHO DEL CAMPO	7,683	8,929	7,115	7,115	
RENTS & CONCESSIONS - PARKS & POOLS	3,376	4,008	3,000	3,000	
RENTS & CONCESSIONS - COMMUNITY CNTR BLD	2,007	2,400	2,000	2,000	
RENTS & CONCESSIONS - GERIATRIC HOSPITAL	1,235	379	144	144	
RENTS & CONCESSIONS - WELFARE HOMES	1,120	1,614	2,385	2,385	
RENTS & CONCESSIONS - OPERATIONS CENTER	240	200	240	240	
RENTS & CONCESSIONS-DEPT OF ED CENTER			10,000	10,000	
RENTS & CONCESSIONS - MISCL LAND & BLDGS	36,764	31,359	30,000	30,000	
RENTS & CONCESSIONS - MISCL LAND & BLDGS	3,098	3,506	500	500	ROAD
RENTS & CONCESSIONS - MISCL OTHER RENTAL	3,850	4,238	3,036	3,036	
RENTS & CONCESSIONS - MISCL OTHER RENTAL	2,803	3,271	2,000	2,000	ROAD
RENTS & CONCESSIONS - MISCL OTHER RENTAL	52	52	65	65	LIBRARY
RENTS & CONCESSIONS-MISC OTHER RENT	5	8			S.D.C.-C.C.C.
<b>SUB-TOTAL</b>	<b>\$ 3,089,394</b>	<b>\$ 3,332,956</b>	<b>\$ 2,888,385</b>	<b>\$ 3,364,385</b>	
<b>AID FROM OTHER GOVERNMENTAL AGENCIES</b>					
STATE - ALCOHOLIC BEVERAGE LICENSE	\$ 115,486	\$ 99,976	\$ 120,000	\$ 120,000	
STATE - AID FOR AVIATION	15,000	65,932	15,000	15,000	SPECIAL AVIATION
STATE - HWY USERS TAX OTHER THAN 186.1	7,325,910	8,135,480	9,028,100	9,028,100	ROAD
STATE - HWY USERS TAX -V.C. SEC 186.1	1,237,041	1,331,588	1,450,000	1,450,000	ROAD
STATE - MOTOR VEHICLE IN-LIEU TAX	6,980,924	7,388,180	7,860,000	7,860,000	
STATE - TRAILER COACH IN-LIEU TAX	274,466	402,225	425,000	500,000	
STATE - TRAILER COACH IN-LIEU TAX	8,801	13,857	9,000	9,000	LIBRARY
STATE - TRAILER COACH IN-LIEU TAX	7,000	12,174	9,000	9,000	DEBT SERVICE
OTHER STATE IN-LIEU TAX - HWY LAND RENT	41,899	38,901	35,000	35,000	
OTHER STATE IN-LIEU TAX - HWY LAND RENT	407	311	500	500	LIBRARY
OTHER STATE IN-LIEU TAX - HWY LAND RENT	1,096	899	1,000	1,000	DEBT SERVICE
STATE - WELFARE ADM-BOARD HOME FOR AGED	134,810	15,633	18,000	18,000	
STATE - ADMINISTRATION-ADOPTION SERVICES	1,003,780	1,399,622	1,681,970	1,681,970	
STATE - WELFARE ADM-EDUCATION STIPENDS	97,757	100,451	140,000	140,000	
STATE-WELFARE ADM-CHILD CARE PLANS	10,813				
STATE-WELFARE ADM-NEEDS OLDER CHLD	14,918	5,982			
STATE-WELFARE ADM-SERVICE CENTER	46,497				
STATE-WEL ADM-SERVICE CENTER-WIN	28,221	78,932			
STATE - WEL ADM-SERVICE ADULT RECIPIENTS	5,832	275			
ST. WEL. ADM-WORK INCENTIVE PROGRAM		48,245			
STATE - WELFARE ADM-DAY CARE	1,673				
STATE - ADMINISTRATION-MATERNITY CARE	14,913	23,368			
STATE - WEL ADM-COORD SERV MENTALLY RETD	368				
STATE AID FOR AGED-OLD AGE SECURITY	7,653,160	8,523,045	8,965,530	8,965,530	
STATE AID FOR BLIND-OTHER	440,610	510,084	640,338	640,338	
STATE AID FOR BLIND-A.P.S.B.	71,922	80,117			
STATE AID FOR CHLDN-FAM W/DEP CHLDN-F.G.	7,225,374	9,982,633	11,902,970	11,902,970	
STATE AID FOR CHILDREN - B.H.&I.	976,077	1,011,846	1,183,697	1,183,697	

COUNTY OF SAN DIEGO FINAL BUDGET  
1970-1971

ANALYSIS OF REVENUE BY SOURCE  
OTHER THAN CURRENT PROPERTY TAXES  
SCHEDULE 4

REVENUE CLASSIFICATION	ACTUAL REVENUES 1968-1969	ACTUAL REVENUES 1969-1970	REVENUE ESTIMATES RECOMMENDED 1970-1971	ADOPTED BY THE BOARD OF SUPERVISORS 1970-1971	FUND-GENERAL, UNLESS OTHERWISE INDICATED
AID FROM OTHER GOVERNMENTAL AGENCIES - CONTINUED					
STATE AID-ADOPTIONS	\$ 294,015	\$ 4,324	\$ 819,225	\$ 819,225	
STATE AID FOR CRIPPLED CHILDREN SERVICES	61,101	737,710			
STATE AID FOR CRIPPLED CHILDREN-DIAGNST	52,228		47,506	47,506	
STATE AID FOR CRIPPLED CHILDREN - ADMIN	4,009,010	53,013	5,698,740	5,698,740	
STATE AID FOR DISABLED	284,723	287,458	287,458	287,458	
STATE-HEALTH-ADM-SPEC PUB HEALTH	150,461	196,883	353,890	353,890	
STATE-HEALTH-ALCOHOLIC REHABILITATION	133,791				
STATE AID FOR CEREBRAL PALSY	1,209,945	4,919,994	6,979,470	6,579,470	
STATE AID FOR MENTAL HEALTH-SHORT DOYLE	47,958	31,463			
STATE AID FOR TUBERCULOSIS CONTROL	7,566	526CR			
OTHER STATE AID FOR HEALTH-CANCER DETECT	5,660				
OTHER STATE AID FOR HEALTH - TRAIN MICRO	3,300	3,300	3,300	3,300	
STATE AID FOR AGRICULTURE-REIMBMT SALARY	415	426			
STATE AIC CIVIL DEFENSE-COMM EQUIPMENT	94		200	200	ROAD
STATE AID-CIVIL DEF-COMMUN EQUIP					
STATE AID-CIVIL DEF TRAINING		1			
STATE AID CIVIL DEFENSE-PUBLIC ED & INFO		427			
STATE AIC CIVIL DEFENSE-ADMIN COST	92,830	98,032	99,907	99,907	
STATE AID CIVIL DEFENSE-OTHER	1,537	1,387	1,707	1,707	
STATE AID FOR CONST - R R CROSSINGS	23,322		5,000	9,000	ROAD
STATE AID FOR CONST. RECREATION AREAS			2,870,500	2,870,500	
STATE AID CORRECTIONS-OPR JUV HALL&CAMPS	164,105	167,081	174,420	174,420	
YOUTH SERVICES BUREAU	61	25,433	25,000	25,000	
STATE AID FOR VETERANS AFFAIRS	24,543	22,959	24,250	24,250	
STATE AID HOPTR - SEC & UNSEC		2,572,317	2,650,000	2,970,000	
STATE AID HOPTR - SEC & UNSEC		50,587	52,000	60,000	LIBRARY
STATE AID HOPTR - SEC & UNSEC		116,520	119,000	98,900	DEBT SERVICE
STATE AID BITR - SEC & UNSEC		431,336	850,000	500,000	
STATE AID BITR - SEC & UNSEC		3,746	4,000	9,000	LIBRARY
STATE AID BITR - SEC & UNSEC		11,667	22,000	42,000	DEBT SERVICE
STATE-OTHER-SCHOOL LUNCH PROGRAM	4,360	3,072	3,604	3,604	S.D.C.-C.C.C.
STATE-OTHER - SCHOOL MILK PROGRAM	9,925	9,990	10,020	10,020	
STATE-OTHER-SCHOOL MILK PROGRAM	4,209	4,347	3,964	3,964	S.D.C.-C.C.C.
STATE-OTHER-COURT APPTD ATTORNEYS	52,645	45,545	75,000	75,000	
STATE-OTHER-CIGARETTE TAXES	298,816	327,864	312,000	357,000	
STATE - OTHER - OTHER STATE GRANTS	5,000	18,827	106,617	106,617	
PROBATION SERVICES	73,597	244,537	1,260,216	1,260,216	
STATE - OTHER - DRUG EDUCATION			86,958	86,958	
STATE - OTHER - NAVY, SELF-HELP			54,218	54,218	
STATE - OTHER - DELINQUENCY SEMINAR			108,120	108,120	
FEDERAL WELFARE ADM-OLD AGE SECURITY	1,214,091	1,468,935	2,091,000	2,091,000	
FEDERAL WELFARE ADM-BLIND	87,095	120,473	150,000	150,000	
FEDERAL WELFARE ADM-AID FAM DEP CHILDREN	5,484,550	6,786,744	7,543,300	7,543,300	
FEDERAL WELFARE ADM-DISABLED	1,384,182	1,424,864	3,366,600	3,366,600	
FEDERAL - WELFARE ADMIN - MED ASSISTANCE	561,744	987,895	1,102,905	1,102,905	
FEDERAL WELFARE ADM-CHILD WELFARE SERV	60,145	125,900			
FEDERAL WELFARE ADM-WORK EXP & TRAINING	18,762		1,360,000	1,360,000	
FEDERAL WELFARE ADM-PRESCHOOL EDUCATION	7,959	15,899	15,700	15,700	
FEDERAL AID FOR AGED-OLD AGE SECURITY	8,905,923	9,914,984	10,433,142	10,433,142	
FEDERAL AID FOR BLIND	582,231	679,374	727,344	727,344	
FEDERAL AID FOR CHILDREN-FAM DEP CHILDREN	9,688,646	13,550,575	16,037,762	16,037,762	
FEDERAL AID FOR CHILDREN-B.H.&I.	332,056	544,918	585,883	585,883	
FEDERAL AID FOR DISABLED	4,332,709	5,803,257	6,157,170	6,157,170	
FEDERAL - HEALTH - ADM - LOCAL COMP HEAL		92,232	98,932	98,932	
FEDERAL AID FOR CONSTRUCTION	73,840	8,710	186,032	186,032	
FED AID FOR CONST REC AREAS			2,549,420	2,549,420	
FEDERAL FOREST RESERVE REVENUE			4,700	4,700	ROAD
FED GRAZING FEES	5,688	4,718	2,300	2,300	GRAZING LANDS
FEDERAL-OTHER-CUBAN REFUGEES	2,386	2,227	35,000	35,000	
FEDERAL-OTHER-MATERNAL&CHILD HEALTH	23,888	52,644	40,597	40,597	
FEDERAL-OTHER-CHRONIC ILLNESS&AGING	49,897	45,597			
FEDERAL - OTHER - TUBERCULOSIS CONTROL	92,232				
FEDERAL-OTHER-COM-MENTAL HEALTH-NIMH	6,988	7,532			
FEDERAL-OTHER-BOOK COLLECTION ENRICHMENT	20,327	62,077	98,627	98,627	
FED-OTHER-COMMODITY DISTRIBUTION	3,739				LIBRARY
FEDERAL-OTHER-OTHER FEDERAL GRANTS		50,303			
	303,590	208,245	938,620	938,620	

COUNTY OF SAN DIEGO FINAL BUDGET  
1970-1971

ANALYSIS OF REVENUE BY SOURCE  
OTHER THAN CURRENT PROPERTY TAXES  
SCHEDULE 4

REVENUE CLASSIFICATION	ACTUAL REVENUES 1968-1969	ACTUAL REVENUES 1969-1970	REVENUE ESTIMATES RECOMMENDED 1970-1971	ADOPTED BY THE BOARD OF SUPERVISORS 1970-1971	FUND-GENERAL, UNLESS OTHERWISE INDICATED
AID FROM OTHER GOVERNMENTAL AGENCIES - CONTINUED					
FEDERAL - OTHER - HIGHWAY SAFETY OTHER GOVERNMENTAL AGENCIES	\$ 10,000	\$ 14,862	\$ 150,000	\$ 150,000	ROAD
<b>SUB-TOTAL</b>	<b>\$ 74,002,640</b>	<b>\$ 96,743,679</b>	<b>\$ 120,272,729</b>	<b>\$ 119,975,629</b>	
CHARGES FOR CURRENT SERVICES					
ASSMT&TAX COLL FEES-TAXES&SPECIAL ASSMTS	\$ 159,879	\$ 5,939	\$ 1,000	\$ 1,000	
ASSMT&TAX COLL FEES-SALE ROLL COPIES	2,006	1,026	1,950	1,950	
ASSMT&TAX COLL FEES-OTHER	1,369	1,125	1,550	1,550	
ACCOUNTING&AUDIT FEES-OTHER GOVMT AGENCY	107,531	77,456	58,000	58,000	
ACCTG&AUDIT FEES-TREASURER PUB ADM ESTAT	8,673	8,396	4,000	4,000	
COMMUN. SERV - OTHER GOVT AGENCIES	10,142	4,035	16,000	16,000	
ELECTION SERVICES-CANDIDATE FILING FEES	13,027	39,214	7,500	7,500	
ELECTION SERVICES-OTHER GOVMT AGENCIES	226,198	444,508	150,000	150,000	
INHERITANCE TAX FEES	53,967	45,481	50,000	50,000	
LEGAL SERVICES-OTHER GOVMT AGENCIES	28,722	22,489	21,000	21,000	
LEGAL SERVICES-ADMINISTERING ESTATES	107,380	110,822	125,000	125,000	
LEGAL SERVICES-ASSMT APPEALS BOARD	186	502			
PERSONNEL SERVICES-OTHER GOVMT AGENCIES	3,899	4,172	4,400	4,400	
PLAN&ENG SERVICE-PROP OWNERS-PLAN CHECK	243,641	253,107	287,611	287,611	
PLAN&ENG SERVICE-PLAN PREP&SUPV-SP ASSMT	105,222	82,733	91,000	91,000	
PLAN & ENG SERVICE-IMPV PLAN CK & FIELD	8,344	9,310	10,000	10,000	
PLAN&ENG SERVICE-IMPV PLAN CK&FIELD INSP	111,001	217,465	130,000	130,000	ROAD
PLAN&ENG SERVICE-AERIAL SURVEY MAPS	9,285	9,990	6,000	6,000	
PLAN & ENGR SERVICE - OTHER GOVMT AGENCY	52,578	79,879CR	1,459,055	1,459,055	
PLAN&ENG SERVICE-CO RETIREMENT BOARD	86,493	124,900	169,187	169,187	
AGRICULTURE SERVICES-AGRI COMMISSIONER	369	421	250	250	
AGRICULTURE SERVICES-LIVESTOCK	5,434	2,889	3,500	3,500	
CIVIL PROCESS SERVICE	312,098	321,008	330,000	330,000	
COURT FEES&COSTS-FILING DOCUMENTS	648,421	758,227	834,250	870,250	
COURT FEES & COSTS-FILING DOCUMENTS					
COURT FEES&COSTS-JURY FEES	84,671	84,439	83,200	88,200	
COURT FEES & COSTS-COURT REPORTERS	235,910	302,087	312,000	350,000	
COURT FEES&COSTS-SERV CHGS COLL ACCTS	17,045	17,551	20,000	20,000	
COURT FEES&COSTS-NOTARY PUBLIC FEES	376	448	400	400	
COURT FEES & COSTS-COURT APPTD ATTY	25,152	34,931	25,350	35,350	
COURT FEES&COSTS-COURT COST	10	14			
COURT FEES & COSTS-OTHER	4,300	9,685	8,100	8,100	
ESTATE FEES	139,945	158,379	155,500	175,500	
HUMANE SERVICES-ANIMAL SHELTER	18,199	10,282	12,667	12,667	
HUMANE SERVICES-RABIES VACCINATION	8,271	13,313	15,000	15,000	
LAW ENFORCEMENT SERV-TRANS OF PRISONERS	28,783	26,855	28,000	28,000	
LAW ENFORCEMENT SERV-OTHER GOVMT AGENCY	380,137	452,103	572,403	572,403	
LAW ENFORCE SERV-OFFICIAL DOC&FINGERPRNT	9,300	10,995	10,000	10,000	
RECORDING FEES-RECORDING DOCUMENTS	603,717	582,554	600,000	600,000	
RECORDING FEES-CERT COPIES VITAL STAT	157,620	164,778	160,000	160,000	
ROADS & STREET SERVICES			24,000	24,000	
ROAD AND STREET SERVICES	22,761	22,293	20,000	20,000	ROAD
HEALTH FEES-OTHER GOVMT AGENCIES	163,991	164,864	170,314	170,314	
HEALTH FEES-HOME NURSING SERVICES	76,228	52,106	74,000	74,000	
MENTAL HEALTH SERVICES	1,696,251	2,061,188	2,100,000	2,100,000	
SANITATION SERVICES-SERV PROP OWNERS	268,527	233,694	238,000	238,000	
SANITATION SERVICES-OTHER GOVMT AGENCIES	909,435	1,006,578	1,087,000	1,087,000	
SANITATION SERVICES-REFUSE DISPOSAL FEES	484,132	588,759	745,000	745,000	
ADOPTION FEES-PENDING ADOPTION	99,875	147,058	118,650	118,650	
CRIPPLED CHILDRENS SERVICES	46,050	40,342	62,000	62,000	
INST CARE & SERVICE-UNCOMPENSATED COSTS	3,667,909	4,346,240	4,835,047	4,900,047	
INSTITUTIONAL CARE&SERVICE-HOSPITALS	5,600,858	4,438,933	5,654,843	5,699,843	
INST CARE&SERV-TRANS COLRT WARD&VETERANS	6,405	20,722CR	4,282	4,282	
INST CARE&SERV-FEDERAL&CITY PRISONERS	671,969	526,527	600,000	600,000	
INSTITUTIONAL CARE&SERVICE-COUNTY	277,201	292,455	362,070	372,070	
INSTITUTIONAL CARE&SERVICE-STATE	170,103	148,783	154,656	154,656	
INSTITUTIONAL CARE&SERVICE-PRIVATE	127,909	166,853	129,808	139,808	

COUNTY OF SAN DIEGO FINAL BUDGET  
1970-1971

ANALYSIS OF REVENUE BY SOURCE  
OTHER THAN CURRENT PROPERTY TAXES  
SCHEDULE 4

REVENUE CLASSIFICATION	ACTUAL REVENUES 1968-1969	ACTUAL REVENUES 1969-1970	REVENUE ESTIMATES RECOMMENDED 1970-1971	ADOPTED BY THE BOARD OF SUPERVISORS 1970-1971	FUND-GENERAL, UNLESS OTHERWISE INDICATED
<b>CHARGES FOR CURRENT SERVICES - CONTINUED</b>					
INSTITUTIONAL CARE&SERVICE-FEDERAL WARDS	\$ 24,542	\$ 21,756	\$ 20,000	\$ 20,000	
EDUCATIONAL SERVICE-OTHER GOVMT AGENCIES	23,572	93,607	97,184	97,184	
EDUCATIONAL SERVICE-TRAIN PEACE OFFICERS		43,162	44,551	44,551	
LIBRARY SERVICES	40,080	44,435	42,000	42,000	LIBRARY
PARK&RECREATION FEES-SWIM POOL&LIFEGUARD	9,038	11,112	1,800	1,800	
PARK&RECREATION FEES-PARK&CAMPING	69,356	83,040	75,000	85,000	
PARK&RECREATION FEES-SERV OTHER GOVMTS	1,713	2,093	1,800	1,800	
OTHER-PARK & CAMPING-SCHOOLS	254,470	275,185			S.D.C.-C.C.C.C.
OTHER-PARK & CAMPING-SAFETY PATROL	18,523	24,602			S.D.C.-C.C.C.C.
OTHER-PARK & CAMPING-SUMMER CAMP	477	22,263			S.D.C.-C.C.C.C.
OTHER-PARK & CAMPING-WK ENDS & SPEC	26,516	52,784			S.D.C.-C.C.C.C.
PK & REC FEES - SCHOOLS - CUYAMACA			118,490	118,490	S.D.C.-C.C.C.C.
PK & REC FEES - SCHOOLS - PALOMAR			118,490	118,490	S.D.C.-C.C.C.C.
PK & REC FEES - SCHOOLS - MARSTON			69,360	69,360	S.D.C.-C.C.C.C.
PK & REC FEES - SAFETY PATROL - CUYAMACA			3,315	3,315	S.D.C.-C.C.C.C.
PK & REC FEES - SAFETY PATROL - PALOMAR			24,776	24,776	S.D.C.-C.C.C.C.
PK & REC FEES - SUMMER CAMP - CUYAMACA			39,986	39,986	S.D.C.-C.C.C.C.
PK & REC FEES - SUMMER CAMP - PALOMAR			12,597	12,597	S.D.C.-C.C.C.C.
PK & REC FEES - WKEND & SPEC. - CUYAMACA			19,250	19,250	S.D.C.-C.C.C.C.
PK & REC FEES - WKEND & SPEC - PALOMAR			19,250	19,250	S.D.C.-C.C.C.C.
OTHER-SERV TO EMPL AND OTHERS	9,257	8,449	8,162	8,162	
OTHER-SERVICE TO EMPLOYEES & OTHERS	16,839	17,072	17,710	17,710	S.D.C.-C.C.C.C.
OTHER-COPYING-DUPLICATING-FILE DOCUMENTS	42,747	52,388	43,837	43,837	
OTHER-COPYING-DUPLICATING-FILE DOCUMENTS					
OTHER-REGISTRATION OF BONDS	916	524	100	100	
OTHER-CITY-COUNTY MUSIC PROGRAM	8,500	8,500	8,000	8,000	
OTHER-SERVICE OTHER GOVMT AGENCIES	62,524	59,993	21,050	21,050	
OTHER-SERVICE OTHER GOVMT AGENCIES	362	2,026			ROAD
OTHER-CORONER SERVICES	105,997	110,999	119,000	119,000	
OTHER-FEES-SERV AS WITNESS OR JUROR	4,938	6,482	1,675	1,675	
OTHER-FEES FOR SERVICE WITNESS OR JUROR	870	991			ROAD
OTHER - EMPLOYEE MAINTENANCE	25,617	31,238	34,392	34,392	ROAD
OTHER-EMPLOYEE MAINTENANCE	13,612	14,540	13,400	13,400	ROAD
OTHER-EMPLOYEE MAINTENANCE	6,344	7,956	8,340	8,340	S.D.C.-C.C.C.C.
OTHER-CIVIL DEFENSE-CITIES	49,877	52,904	51,610	51,610	
OTHER-PLUMBERS&ELECTRICIANS EXAMS	2,693	2,266	2,988	2,988	
OTHER-SERVICE FOR FIRE FIGHTERS	2,968	2,490	150	150	
OTHER - MISCELLANEOUS	14,992	15,452	10,990	10,990	
<b>SUB-TOTAL</b>	<b>\$ 18,546,245</b>	<b>\$ 19,624,010</b>	<b>\$ 23,192,796</b>	<b>\$ 23,441,796</b>	
<b>OTHER REVENUE</b>					
REVENUE FROM DISCONTINUED DISTRICTS	\$ 159	\$ 53CR	\$	\$	
REVENUE APPL TO PY-FM GOVT AGCY-STATE	8,733				
REVENUE APPLICABLE TO PRIOR YEARS-OTHER	112,830	11,251			
REVENUE APPLICABLE TO PRIOR YEARS-OTHER	14,716	9,647			ROAD
REVENUE APPLICABLE TO PRIOR YEARS-OTHER					S.D.C.-C.C.C.C.
REVENUE APPLICABLE TO PRIOR YEAR-TAXES	12,262CR	2,537			
REVENUE APPLICABLE TO PRIOR YEARS-TAXES	143CR				LIBRARY
REVENUE APPLICABLE TO PRIOR YEARS-TAXES	327CR				DEBT SERVICE
REV APPL TO PY - FINES, FORF & PNLTES		39,024			
REV APPL TO PY-FINES, FORF & PNLTES	13				FISH AND GAME
REVENUE APPL TO PY-USE OF MONEY & PROP	87,936	247,428CR			
REV APPL TO PY-USE OF MONEY & PROP	1,100	680			ROAD
REVENUE APPL TO PY-FM GOV AGCY-STATE	6,208	300,230CR			
REV APPL TO PY-FROM GOVT AGCY-STATE	8,347				ROAD
REV. APPL. TO PY-FROM GOVT AGENCY-STATE		71			S.D.C.-C.C.C.C.
REV APPL TO PY-FROM GOVT AGCY-FED	316	178,503CR			
REV APPL TO PY-FROM GOVT AGCY-FED	714CR				ROAD
REVENUE APPL TO P-Y CHGS FOR CURRENT SER	115,519	6,989			
REV APPL TO PY-CHGS FOR CURRENT SER	34,257	43CR			ROAD
REV APPL TO PY-CHGS FOR CURR SERV	2,839CR				S.D.C.-C.C.C.C.
SALE FIXED ASSETS-LAND&STRUCT&IMPROVEMTS	757,850	428,526	1,500,000	400,000	

COUNTY OF SAN DIEGO FINAL BUDGET  
1970-1971

ANALYSIS OF REVENUE BY SOURCE  
OTHER THAN CURRENT PROPERTY TAXES  
SCHEDULE 4

REVENUE CLASSIFICATION	ACTUAL REVENUES 1968-1969	ACTUAL REVENUES 1969-1970	REVENUE ESTIMATES RECOMMENDED 1970-1971	ADOPTED BY THE BOARD OF SUPERVISORS 1970-1971	FUND- GENERAL, UNLESS OTHERWISE INDICATED
OTHER REVENUE - CONTINUED					
SALE FIXED ASSETS-LAND&STRUCT&IMPROVEMTS	\$ 75,830	\$ 7,500	\$	\$	ROAD
SALE OF FIXED ASSETS-EQUIPMENT	105,949	47,879	44,900	44,900	ROAD
SALE OF FIXED ASSETS-EQUIPMENT		272			LIBRARY
SALE OF FIXED ASSETS-EQUIPMENT		46			SPECIAL AVIATION
SALE OF FIXED ASSETS-EQUIPMENT	500				
OTHER SALES-PERSONAL PROPERTY	9,094	9,351	15,450	15,450	ROAD
OTHER SALES-PERSONAL PROPERTY	59	281			LIBRARY
OTHER SALES-PERSONAL PROPERTY	97	38	50	50	ROAD
OTHER SALES-PERSONAL PROPERTY-TAXABLE	16,985	21,063	21,333	21,333	LIBRARY
OTHER SALES-MISCELLANEOUS	5,054	5,477	5,246	5,246	
OTHER SALES-MISCELLANEOUS	1,280	2,318			ROAD
OTHER-DECEDENTS PROPERTY FOUND ON BODY			25	25	
OTHER-REDEMPTION OF LIENS	145				
OTHER-NOTES RECEIVABLE COLLECTIONS	81,024	63,065	242,920	242,920	
OTHER - AIRPORTS	3,048	3,887	3,225	3,225	
OTHER-RECOVERED EXPENDITURES	282,364	201,261	128,964	128,964	ROAD
OTHER-RECOVERED EXPENDITURES	11,915	8,323	30,000	30,000	LIBRARY
OTHER-RECOVERED EXPENDITURES	219	598			S.D.C.-C.C.C.
OTHER-RECOVERED EXPENDITURES	71	50			
OTHER-CONFISCATIONS	348	386			
OTHER-FORFEITED INMATES WAGES	1,208	2,033			
OTHER-COLLECTION OF INSURANCE CLAIMS	816	363	1,000	1,000	ROAD
OTHER-COLL OF INSURANCE CLAIMS	23				
OTHER-TRANSFERS FROM OTHER FUNDS	2,420	45,410			
OTHER-VOIDED & CANCELLED WARRANTS	4,632	12,883	6,000	6,000	ROAD
OTHER-VOID & CANCELLED WARRANTS		193			LIBRARY
OTHER-VOIDED & CANCELLED WARRANTS	1	3	6,000	6,000	LIBRARY
OTHER-LAW LIBRARY AGREEMENT		6,000	6,000	6,000	S.D.C.-C.C.C.
OTHER-COMP INSURANCE REFUND	121,561	134,283	40,000	40,000	ROAD
OTHER-COMP INSURANCE REFUND OF PREMIUM	12,754	13,859			LIBRARY
OTHER-COMP INSURANCE REFUND OF PREMIUM	173	183			S.D.C.-C.C.C.
OTHER-COMP INSURANCE REFUND	745				
OTHER-INTEREST ON NOTES REC	2,518	688			
OTHER - INTEREST ON NOTES RECEIVABLE	4,529	7,530			ROAD
OTHER-MISCELLANEOUS	47,650	49,030	40,420	40,420	ROAD
OTHER-MISCELLANEOUS					LIBRARY
OTHER-MISCELLANEOUS	400				S.D.C.-C.C.C.
OTHER-MISCELLANEOUS	1CR	715			
OTHER - CONTINGENT RESERVE					
<b>SUB-TOTAL</b>	<b>\$ 1,924,985</b>	<b>\$ 417,436</b>	<b>\$ 2,085,533</b>	<b>\$ 985,533</b>	
<b>GRAND TOTAL</b>	<b>\$106,143,253</b>	<b>\$129,236,225</b>	<b>\$158,065,868</b>	<b>\$157,386,768</b>	

COUNTY OF SAN DIEGO FINAL BUDGET  
1970-1971  
ANALYSIS OF REVENUES BY BUDGET UNIT  
SOURCE AND FUND  
SCHEDULE 4A

REVENUES OTHER THAN CURRENT PROPERTY TAXES

REVENUE ACCOUNT	BUDGET UNIT AND SOURCE	ACTUAL 1968-1969	ACTUAL 1969-1970	DEPARTMENTAL ESTIMATES 1970-1971	AUDITOR ESTIMATES 1970-1971	FUND-GENERAL, UNLESS OTHERWISE INDICATED
<b>0130 CLERK, BOARD OF SUPERVISORS</b>						
TAXES						
207.01	SALES AND USE TAX	\$ 1,849,222	\$ 2,118,477	\$ 2,150,000	\$ 2,300,000	
208.01	FRANCHISES	242,909	314,491	280,000	312,000	
<b>SUB TOTAL</b>		<b>\$ 2,092,131</b>	<b>\$ 2,432,968</b>	<b>\$ 2,430,000</b>	<b>\$ 2,612,000</b>	
AID FROM OTHER GOVERNMENTAL AGENCIES						
246.09	STATE-OTHER-CIGARETTE TAXES	\$ 298,816	\$ 327,864	\$ 312,000	\$ 357,000	
<b>SUB TOTAL</b>		<b>\$ 298,816</b>	<b>\$ 327,864</b>	<b>\$ 312,000</b>	<b>\$ 357,000</b>	
CHARGES FOR CURRENT SERVICES						
266.01	LEGAL SERVICES-OTHER GOVMT AGENCIES	\$ 25,062	\$ 20,757	\$ 18,000	\$ 18,000	
287.02	OTHER-COPYING-DUPLICATING-FILE DOCUMENTS	189	258	200	200	
287.05	OTHER-SERVICE OTHER GOVMT AGENCIES	8,363	12,614	14,000	14,000	
287.07	OTHER-FEES-SERV AS WITNESS OR JUROR	10				
<b>SUB TOTAL</b>		<b>\$ 33,624</b>	<b>\$ 33,629</b>	<b>\$ 32,200</b>	<b>\$ 32,200</b>	
OTHER REVENUE						
290.01	REVENUE APPLICABLE TO PRIOR YEARS-OTHER	\$ 56	\$	\$	\$	
290.02	REVENUE APPLICABLE TO PRIOR YEAR-TAXES		5,123			
290.06	REVENUE APPL TO P-Y-FM GOV AGCY-STATE		183,842CR			
290.08	REVENUE APPL TO P-Y CHGS FOR CURRENT SER	739	1,531CR			
292.10	OTHER SALES-MISCELLANEOUS	242	203	250	250	
293.05	OTHER-RECOVERED EXPENDITURES	1,882	1,792	2,500	2,500	
293.11	OTHER-LAW LIBRARY AGREEMENT		6,000	6,000	6,000	
293.20	OTHER-MISCELLANEOUS	421	402	150	150	
<b>SUB TOTAL</b>		<b>\$ 3,340</b>	<b>\$ 171,853CR</b>	<b>\$ 8,900</b>	<b>\$ 8,900</b>	
<b>TOTAL DEPARTMENT 0130</b>		<b>\$ 2,427,911</b>	<b>\$ 2,622,608</b>	<b>\$ 2,783,100</b>	<b>\$ 3,010,100</b>	
<b>0200 CHIEF ADMINISTRATIVE OFFICER</b>						
AID FROM OTHER GOVERNMENTAL AGENCIES						
246.10	STATE - OTHER - OTHER STATE GRANTS	\$	\$	\$	\$ 81,867	
<b>SUB TOTAL</b>		<b>\$</b>	<b>\$</b>	<b>\$</b>	<b>\$ 81,867</b>	
CHARGES FOR CURRENT SERVICES						
287.05	OTHER - SERV TO OTHER GOVT AGCY	\$ 1,825	\$	\$	\$	
<b>SUB TOTAL</b>		<b>\$ 1,825</b>	<b>\$</b>	<b>\$</b>	<b>\$</b>	
OTHER REVENUE						
293.05	OTHER - RECOVERED EXPENDITURES	\$	\$ 470	\$	\$	
<b>SUB TOTAL</b>		<b>\$</b>	<b>\$ 470</b>	<b>\$</b>	<b>\$</b>	
<b>TOTAL DEPARTMENT 0200</b>		<b>\$ 1,825</b>	<b>\$ 470</b>	<b>\$</b>	<b>\$ 81,867</b>	
<b>0300 AUDITOR AND CONTROLLER</b>						
REVENUE FROM USE OF MONEY AND PROPERTY						
219.01	INTEREST - DEPOSITS & INVESTMENTS	\$	\$ 155	\$	\$	

COUNTY OF SAN DIEGO FINAL BUDGET  
1970-1971  
ANALYSIS OF REVENUES BY BUDGET UNIT  
SOURCE AND FUND  
SCHEDULE 4A

REVENUE ACCOUNT	BUDGET UNIT AND SOURCE	ACTUAL 1968-1969	ACTUAL 1969-1970	DEPARTMENTAL ESTIMATES 1970-1971	AUDITOR ESTIMATES 1970-1971	FUND-GENERAL, UNLESS OTHERWISE INDICATED
<b>REVENUES OTHER THAN CURRENT PROPERTY TAXES</b>						
<b>0300 AUDITOR AND CONTROLLER - CONTINUED</b>						
REVENUE FROM USE OF MONEY AND PROPERTY - CONTINUED						
<b>SUB TOTAL</b>		<b>\$</b>	<b>\$ 155</b>	<b>\$</b>	<b>\$</b>	
AID FROM OTHER GOVERNMENTAL AGENCIES						
222.01	STATE - ALCHOLIC BEVERAGE LICENSE	\$ 115,486	\$ 99,976	\$ 120,000	\$ 120,000	
225.01	STATE - MOTOR VEHICLE IN-LIEU TAX	6,980,924	7,388,180	7,750,000	7,860,000	
226.01	STATE - TRAILER COACH IN-LIEU TAX	274,466	402,225	350,000	500,000	
226.01	STATE - TRAILER COACH IN-LIEU TAX	8,801	13,857	9,000	9,000	
226.01	STATE - TRAILER COACH IN-LIEU TAX	7,000	12,174	8,000	9,000	LIBRARY
227.01	OTHER STATE IN-LIEU TAX - HWY LAND RENT	41,899	38,901	25,000	35,000	DEBT SERVICE
227.01	OTHER STATE IN-LIEU TAX - HWY LAND RENT	407	311	500	500	LIBRARY
227.01	OTHER STATE IN-LIEU TAX - HWY LAND RENT	1,096	899	1,000	1,000	DEBT SERVICE
245.51	STATE AID HOPTR - SEC & UNSEC		2,572,317	2,650,000	2,970,000	
245.51	STATE AID HOPTR - SEC & UNSEC		50,587	52,000	60,000	LIBRARY
245.51	STATE AID HOPTR - SEC & UNSEC		116,520	119,000	98,900	DEBT SERVICE
245.53	STATE AID BTR - SEC & UNSEC		431,336	450,000	500,000	
245.53	STATE AID BTR - SEC & UNSEC		3,746	4,000	9,000	LIBRARY
245.53	STATE AID BTR - SEC & UNSEC		11,667	14,500	42,000	DEBT SERVICE
246.07	STATE-OTHER-COURT APPTD ATTORNEYS	52,645	45,545	75,000	75,000	
258.08	FED-OTHER COMMODITY DISTRIBUTION		50,303			
<b>SUB TOTAL</b>		<b>\$ 7,482,724</b>	<b>\$ 11,238,544</b>	<b>\$ 11,628,000</b>	<b>\$ 12,289,400</b>	
CHARGES FOR CURRENT SERVICES						
261.01	ASSMT&TAX COLL FEES-TAXES&SPECIAL ASSMTS	\$ 158,860	\$ 518	\$	\$	
261.02	ASSMT&TAX COLL FEES-SALE ROLL COPIES	848	946	1,000	1,000	
282.01	ACCOUNTING&AUDIT FEES-OTHER GOVMT AGENCY	8,455	5,136			
287.02	OTHER-COPYING-DUPLICATING-FILE DOCUMENTS	512	1,484	500	500	
287.05	OTHER-SERVICE TO OTHER GOVMT AGENCIES	517	10	500	500	
287.20	OTHER - MISCELLANEOUS	1,728	174			
<b>SUB TOTAL</b>		<b>\$ 170,920</b>	<b>\$ 8,268</b>	<b>\$ 2,000</b>	<b>\$ 2,000</b>	
OTHER REVENUE						
289.01	REVENUE FROM DISCONTINUED DISTRICTS	\$ 159	\$ 53CR	\$	\$	
290.01	REVENUE APPLICABLE TO PRIOR YEARS-OTHER	6				
290.06	REVENUE APPL TO PY-FM GOVT AGCY-STATE	10,670CR				
290.07	REV APPL TO PY-FROM GOVT AGCY-FED		1,173CR			
290.08	REVENUE APPL TO PY CHGS CURRENT SERV	590CR	145CR			
291.02	SALE OF FIXED ASSETS-EQUIPMENT	175				
293.05	OTHER-RECOVERED EXPENDITURES	120	384.			
293.09	OTHER-TRANSFERS FROM OTHER FUNDS	324	20,410.			
293.10	OTHER-VOIDED & CANCELLED WARRANTS	4,632	12,883	6,000	6,000	
293.20	OTHER-MISCELLANEOUS	15,995		6,000	6,000	
<b>SUB TOTAL</b>		<b>\$ 10,151</b>	<b>\$ 32,306</b>	<b>\$ 12,000</b>	<b>\$ 12,000</b>	
<b>TOTAL DEPARTMENT 0300</b>		<b>\$ 7,663,795</b>	<b>\$ 11,279,273</b>	<b>\$ 11,642,000</b>	<b>\$ 12,303,400</b>	
<b>0400 TREASURER</b>						
REVENUE FROM USE OF MONEY AND PROPERTY						
219.01	INTEREST - DEPOSITS & INVESTMENTS	\$ 2,602,227	\$ 2,567,172	\$ 2,000,000	\$ 2,700,000	
219.01	INTEREST - DEPOSITS & INVESTMENTS	53,921		45,000	45,000	ROAD
219.01	INTEREST - DEPOSITS & INVESTMENTS	395		200		FISH AND GAME
219.01	INTEREST - DEPOSITS & INVESTMENTS	686		600	600	LIBRARY
219.01	INTEREST - DEPOSITS & INVESTMENTS	200				S.D.C.-C.C.C.
219.01	INTEREST - DEPOSITS & INVESTMENTS	736				SPECIAL AVIATION
219.01	INTEREST - DEPOSITS & INVESTMENTS		13,000			DEBT SERVICE
<b>SUB TOTAL</b>		<b>\$ 2,658,165</b>	<b>\$ 2,580,172</b>	<b>\$ 2,045,800</b>	<b>\$ 2,745,600</b>	
AID FROM OTHER GOVERNMENTAL AGENCIES						
256.01	FED GRAZING FEES	\$ 2,386	\$	\$ 1,500	\$	GRAZING LANDS



COUNTY OF SAN DIEGO FINAL BUDGET  
1970-1971

ANALYSIS OF REVENUES BY BUDGET UNIT  
SOURCE AND FUND  
SCHEDULE 4A

REVENUES OTHER THAN CURRENT PROPERTY TAXES

REVENUE ACCOUNT	BUDGET UNIT AND SOURCE	ACTUAL 1968-1969	ACTUAL 1969-1970	DEPARTMENTAL ESTIMATES 1970-1971	AUDITOR ESTIMATES 1970-1971	FUND-GENERAL, UNLESS OTHERWISE INDICATED
<b>0400 TREASURER - CONTINUED</b>						
AID FROM OTHER GOVERNMENTAL AGENCIES - CONTINUED						
<b>SUB TOTAL</b>		<b>\$ 2,386</b>	<b>\$</b>	<b>\$ 1,500</b>	<b>\$</b>	
CHARGES FOR CURRENT SERVICES						
261.01	ASSMT&TAX COLL FEES-TAXES&SPECIAL ASSMTS	\$ 1,019	\$ 824	\$ 1,000	\$ 1,000	
261.10	ASSMT&TAX COLL FEES-OTHER	40		50	50	
262.01	ACCOUNTING&AUDIT FEES-OTHER GOVMT AGENCY	21,201	7,310	10,000	10,000	
262.02	ACCT&AUDIT FEES-TREASURER PUB ADM ESTAT	8,673	8,396	4,000	4,000	
265.01	INHERITANCE TAX FEES	53,967	45,481	50,000	50,000	
287.02	OTHER-COPYING-DUPLICATING-FILE DOCUMENTS	146	135	250	250	
287.03	OTHER-REGISTRATION OF BONDS	916	524	100	100	
287.07	OTHER-FEES-SERV AS WITNESS DR JUROR		180			
287.20	OTHER-MISCELLANEOUS	263	515	40	40	
<b>SUB TOTAL</b>		<b>\$ 86,225</b>	<b>\$ 63,365</b>	<b>\$ 65,440</b>	<b>\$ 65,440</b>	
OTHER REVENUE						
290.00	REVENUE APPL TO PY-FM GOVT AGCY-STATE	\$ 8,733	\$	\$	\$	
290.05	REVENUE APPL TO PY-USE OF MONEY & PROP	90,196	252,999CR			
291.02	SALE OF FIXED ASSETS-EQUIPMENT		35			
293.05	OTHER-RECOVERED EXPENDITURES		20			
<b>SUB TOTAL</b>		<b>\$ 98,929</b>	<b>\$ 252,944CR</b>	<b>\$</b>	<b>\$</b>	
<b>TOTAL DEPARTMENT 0400</b>		<b>\$ 2,845,705</b>	<b>\$ 2,390,593</b>	<b>\$ 2,112,740</b>	<b>\$ 2,811,040</b>	
<b>0500 ASSESSOR</b>						
REVENUE FROM USE OF MONEY AND PROPERTY						
220.20	RENTS & CONCESSIONS - MISCL OTHER RENTAL	\$ 30	\$ 510	\$ 50	\$ 50	
<b>SUB TOTAL</b>		<b>\$ 30</b>	<b>\$ 510</b>	<b>\$ 50</b>	<b>\$ 50</b>	
CHARGES FOR CURRENT SERVICES						
261.02	ASSMT&TAX COLL FEES-SALE ROLL COPIES	\$ 1,158	\$ 80	\$ 200	\$ 950	
287.02	OTHER - COPYING, DUPL, FILING DOCUMENTS	522				
287.07	OTHER-FEES FOR SERVICE WITNESS DR JUROR	395	519			
287.20	OTHER-MISCELLANEOUS	237	1,124			
<b>SUB TOTAL</b>		<b>\$ 2,312</b>	<b>\$ 1,723</b>	<b>\$ 200</b>	<b>\$ 950</b>	
<b>TOTAL DEPARTMENT 0500</b>		<b>\$ 2,342</b>	<b>\$ 2,233</b>	<b>\$ 250</b>	<b>\$ 1,000</b>	
<b>0600 TAX COLLECTOR</b>						
TAXES						
203.01	PROPERTY TAXES - PRIOR SECURED	\$ 1,358,697	\$ 766,605	\$ 1,300,000	\$ 800,000	
203.01	PROPERTY TAXES - PRIOR SECURED	25,931	23,236	25,000	25,000	
203.01	PROPERTY TAXES - PRIOR SECURED	36,797	18,869	36,000	20,000	LIBRARY DEBT SERVICE
204.01	PROPERTY TAXES - PRIOR UNSECURED	57,487	189,486	75,000	100,000	
204.01	PROPERTY TAXES - PRIOR UNSECURED	659	1,378	500	500	LIBRARY DEBT SERVICE
204.01	PROPERTY TAXES - PRIOR UNSECURED	1,341	3,575	1,000	1,000	
205.01	SOLVENT CREDITS	5,430	24,899			
205.01	SOLVENT CREDITS	11	74			
205.01	SOLVENT CREDITS	145	44			LIBRARY DEBT SERVICE
206.01	PENALTIES AND COSTS ON DELINQUENT TAXES	472,863	427,232	460,000	400,000	
208.01	FRANCHISES	600				
209.01	OTHER TAXES - AIRCRAFT UNSECURED	65,021	77,562	88,000	88,000	

COUNTY OF SAN DIEGO FINAL BUDGET  
1970-1971

ANALYSIS OF REVENUES BY BUDGET UNIT  
SOURCE AND FUND  
SCHEDULE 4A

REVENUES OTHER THAN CURRENT PROPERTY TAXES

REVENUE ACCOUNT	BUDGET UNIT AND SOURCE	ACTUAL 1968-1969	ACTUAL 1969-1970	DEPARTMENTAL ESTIMATES 1970-1971	AUDITOR ESTIMATES 1970-1971	FUND- GENERAL, UNLESS OTHERWISE INDICATED
<b>0600 TAX COLLECTOR - CONTINUED</b>						
TAXES - CONTINUED						
209.01	OTHER TAXES - AIRCRAFT UNSECURED	\$ 2,147	\$ 1,915	\$ 2,000	\$ 2,000	LIBRARY
209.01	OTHER TAXES - AIRCRAFT UNSECURED	1,732	1,843	2,000	2,000	DEBT SERVICE
209.02	OTHER TAXES - COLL OF DISCHARGED ACCTS	1,399	1,463	1,000	1,000	
209.02	OTHER TAXES - COLL OF DISCHARGED ACCTS	25	5	12	12	LIBRARY
209.02	OTHER TAXES - COLL OF DISCHARGED ACCTS	20	11	12	12	DEBT SERVICE
209.03	OTHER TAXES - TRANSIENT OCCUPANCY TAX	200,653	237,703	220,000	250,000	
<b>SUB TOTAL</b>		<b>\$ 2,230,958</b>	<b>\$ 1,775,900</b>	<b>\$ 2,210,524</b>	<b>\$ 1,689,524</b>	
LICENSES AND PERMITS						
210.01	ANIMAL LICENSES - DOG	\$ 131,598	\$ 144,377	\$ 142,000	\$ 150,000	
211.01	BUSINESS LICENSES - AUCTIONEER	1,660	1,000	1,200	1,200	
211.02	BUSINESS LICENSES - DANCE & POOL HALL	2,785	2,274	3,000	3,000	
211.03	BUSINESS LICENSES - TAXICAB & OPERATORS	5,509	5,967	5,500	5,500	
211.04	BUSINESS LICENSES - KENNEL	2,055	2,115	2,000	2,000	
211.07	BUSINESS LICENSES - CONC WEAPON SALES	97	203	200	200	
211.10	BUSINESS LICENSES - OTHER	38	630	200	200	
<b>SUB TOTAL</b>		<b>\$ 143,742</b>	<b>\$ 156,566</b>	<b>\$ 155,100</b>	<b>\$ 162,100</b>	
CHARGES FOR CURRENT SERVICES						
261.01	ASSMT&TAX COLL FEES-TAXES&SPECIAL ASSMTS	\$	\$ 4,597	\$	\$	
261.10	ASSMT&TAX COLL FEES-OTHER	1,329	1,125	1,500	1,500	
287.07	OTHER-FEES FOR SERVICE WITNESS OR JUROR		105	150	150	
<b>SUB TOTAL</b>		<b>\$ 1,329</b>	<b>\$ 5,827</b>	<b>\$ 1,650</b>	<b>\$ 1,650</b>	
OTHER REVENUE						
290.02	REVENUE APPLICABLE TO PRIOR YEARS-TAXES	\$ 12,262CR	\$ 2,586CR	\$	\$	
290.02	REVENUE APPLICABLE TO PRIOR YEARS-TAXES	143CR				LIBRARY
290.02	REVENUE APPLICABLE TO PRIOR YEARS-TAXES	327CR				DEBT SERVICE
291.02	SALE OF FIXED ASSETS - EQUIPMENT	50				
293.05	OTHER-RECOVERED EXPENDITURES	274	278	300	300	
293.20	OTHER-MISCELLANEOUS	316	6,630	7,000	7,000	
<b>SUB TOTAL</b>		<b>\$ 12,092CR</b>	<b>\$ 4,322</b>	<b>\$ 7,300</b>	<b>\$ 7,300</b>	
<b>TOTAL DEPARTMENT 0600</b>		<b>\$ 2,363,937</b>	<b>\$ 1,942,615</b>	<b>\$ 2,374,574</b>	<b>\$ 1,860,574</b>	
<b>0700 PURCHASING AGENT</b>						
REVENUE FROM USE OF MONEY AND PROPERTY						
220.02	RENTS & CONCESSIONS - COUNTY HOSPITAL	\$ 900	\$	\$	\$	
220.10	RENTS & CONCESSIONS - GERIATRIC HOSPITAL	510				
220.19	RENTS & CONCESSIONS - MISCL LAND & BLDGS	15,628				
<b>SUB TOTAL</b>		<b>\$ 17,038</b>	<b>\$</b>	<b>\$</b>	<b>\$</b>	
CHARGES FOR CURRENT SERVICES						
287.07	OTHER-FEES FOR SERVICE WITNESS OR JUROR	\$ 600	\$	\$	\$	
<b>SUB TOTAL</b>		<b>\$ 600</b>	<b>\$</b>	<b>\$</b>	<b>\$</b>	
OTHER REVENUE						
290.01	REVENUE APPLICABLE TO PRIOR YEARS-OTHER	\$ 319	\$	\$	\$	
291.01	SALE FIXED ASSETS-LAND&STRUC&IMPROVEMTS	107,334				
291.01	SALE FIXED ASSETS-LAND&STRUC&IMPROVEMTS	4,100				ROAD

COUNTY OF SAN DIEGO FINAL BUDGET  
1970-1971  
ANALYSIS OF REVENUES BY BUDGET UNIT  
SOURCE AND FUND  
SCHEDULE 4A

		REVENUES OTHER THAN CURRENT PROPERTY TAXES					
REVENUE ACCOUNT	BUDGET UNIT AND SOURCE	ACTUAL 1968-1969	ACTUAL 1969-1970	DEPARTMENTAL ESTIMATES 1970-1971	AUDITOR ESTIMATES 1970-1971	FUND-GENERAL, UNLESS OTHERWISE INDICATED	
<b>0700 PURCHASING AGENT - CONTINUED</b>							
OTHER REVENUE - CONTINUED							
291.02	SALE OF FIXED ASSETS-EQUIPMENT	\$ 90,536	\$ 29,795	\$ 40,000	\$ 40,000		
291.02	SALE OF FIXED ASSETS-EQUIPMENT			7,500		ROAD	
292.01	OTHER SALES-PERSONAL PROPERTY	2,959	4,169	5,000	5,000		
292.01	OTHER SALES-PERSONAL PROPERTY			500		ROAD	
292.10	OTHER SALES-MISCELLANEOUS	36	42	100	100		
293.03	OTHER-NOTES RECEIVABLE COLLECTIONS	25,152	745CR				
293.05	OTHER-RECOVERED EXPENDITURES	1,095	1,071	1,000	1,000		
293.08	OTHER-COLLECTION OF INSURANCE CLAIMS	816	187	1,000	1,000		
293.09	OTHER-TRANSFER FROM OTHER FUNDS	2,054					
293.12	OTHER-COMP INSURANCE REFUND	121,561					
293.20	OTHER-MISCELLANEOUS	75	100				
<b>SUB TOTAL</b>		<b>\$ 356,037</b>	<b>\$ 34,619</b>	<b>\$ 55,100</b>	<b>\$ 47,100</b>		
<b>TOTAL DEPARTMENT 0700</b>		<b>\$ 373,675</b>	<b>\$ 34,619</b>	<b>\$ 55,100</b>	<b>\$ 47,100</b>		
<b>0800 COUNTY COUNSEL</b>							
FINES, FORFEITS AND PENALTIES							
218.10	FORFEITURES & PENALTIES-OTHER	\$ 2,500	\$	\$	\$		
<b>SUB TOTAL</b>		<b>\$ 2,500</b>	<b>\$</b>	<b>\$</b>	<b>\$</b>		
CHARGES FOR CURRENT SERVICES							
266.01	LEGAL SERVICES-OTHER GOVMT AGENCIES	\$ 3,660	\$ 1,732	\$ 3,000	\$ 3,000		
266.02	LEGAL SERVICES-ADMINISTERING ESTATES	107,380	110,822	100,000	125,000		
266.03	LEGAL SERVICES-ASMT APPEALS BOARD	186	502				
272.02	COURT FEES&COSTS-JURY FEES		460				
<b>SUB TOTAL</b>		<b>\$ 111,226</b>	<b>\$ 113,516</b>	<b>\$ 103,000</b>	<b>\$ 128,000</b>		
OTHER REVENUE							
290.01	REV APPL TO PY-OTHER REVENUE	\$	\$ 25CR	\$	\$		
293.05	OTHER-RECOVERED EXPENDITURES	701	428	400	400		
<b>SUB TOTAL</b>		<b>\$ 701</b>	<b>\$ 403</b>	<b>\$ 400</b>	<b>\$ 400</b>		
<b>TOTAL DEPARTMENT 0800</b>		<b>\$ 114,427</b>	<b>\$ 113,919</b>	<b>\$ 103,400</b>	<b>\$ 128,400</b>		
<b>0900 CIVIL SERVICE AND PERSONNEL</b>							
CHARGES FOR CURRENT SERVICES							
267.01	PERSONNEL SERVICES-OTHER GOVMT AGENCIES	\$ 3,899	\$ 4,172 ✓	\$ 4,400	\$ 4,400		
<b>SUB TOTAL</b>		<b>\$ 3,899</b>	<b>\$ 4,172</b>	<b>\$ 4,400</b>	<b>\$ 4,400</b>		
OTHER REVENUE							
290.08	REVENUE APPL TO PY-CURRENT SER	\$ 215	\$	\$	\$		
291.02	SALE OF FIXED ASSETS-EQUIPMENT	50					
293.05	OTHER-RECOVERED EXPENDITURES	22,727	20,195 ✓	25,000	25,000		
<b>SUB TOTAL</b>		<b>\$ 22,992</b>	<b>\$ 20,195</b>	<b>\$ 25,000</b>	<b>\$ 25,000</b>		
<b>TOTAL DEPARTMENT 0900</b>		<b>\$ 26,891</b>	<b>\$ 24,367</b>	<b>\$ 29,400</b>	<b>\$ 29,400</b>		
<b>1000 REGISTRAR OF VOTERS, ADMINISTRATION</b>							
REVENUE FROM USE OF MONEY AND PROPERTY							
220.20	RENTS & CONCESSIONS - MISCL OTHER RENTAL	\$	\$ 14	\$	\$		

COUNTY OF SAN DIEGO FINAL BUDGET  
1970-1971  
ANALYSIS OF REVENUES BY BUDGET UNIT  
SOURCE AND FUND  
SCHEDULE 4A

		REVENUES OTHER THAN CURRENT PROPERTY TAXES					
REVENUE ACCOUNT	BUDGET UNIT AND SOURCE	ACTUAL 1968-1969	ACTUAL 1969-1970	DEPARTMENTAL ESTIMATES 1970-1971	AUDITOR ESTIMATES 1970-1971	FUND- GENERAL, UNLESS OTHERWISE INDICATED	
<b>1000 REGISTRAR OF VOTERS, ADMINISTRATION - CONTINUED</b>							
REVENUE FROM USE OF MONEY AND PROPERTY - CONTINUED							
<b>SUB TOTAL</b>		<b>\$</b>	<b>\$</b>	<b>\$</b>	<b>\$</b>		
CHARGES FOR CURRENT SERVICES							
264.02 ELECTION SERVICES-CANDIDATE FILING FEES		\$ 13,027	\$ 39,214	\$ 7,500	\$ 7,500		
264.03 ELECTION SERVICES-OTHER GOVMT AGENCIES		226,198	444,508	150,000	150,000		
287.07 OTHER-FEES-SERVICES AS WITNESS OR JUROR		40					
<b>SUB TOTAL</b>		<b>\$ 239,265</b>	<b>\$ 483,722</b>	<b>\$ 157,500</b>	<b>\$ 157,500</b>		
OTHER REVENUE							
292.01 OTHER SALES-PERSONAL PROPERTY		\$ 2,952	\$ 3,266	\$ 3,250	\$ 3,250		
293.05 OTHER-RECOVERED EXPENDITURES		1					
293.20 OTHER-MISCELLANEOUS		14	21				
<b>SUB TOTAL</b>		<b>\$ 2,967</b>	<b>\$ 3,287</b>	<b>\$ 3,250</b>	<b>\$ 3,250</b>		
<b>TOTAL DEPARTMENT 1000</b>		<b>\$ 242,232</b>	<b>\$ 487,023</b>	<b>\$ 160,750</b>	<b>\$ 160,750</b>		
<b>1180 OFFICE OF PROPERTY MANAGEMENT AND AVIATION, PROPERTY MANAGEMENT</b>							
LICENSES AND PERMITS							
211.10 BUSINESS LICENSES - OTHER		\$	\$ 65	\$	\$		
<b>SUB TOTAL</b>		<b>\$</b>	<b>\$ 65</b>	<b>\$</b>	<b>\$</b>		
REVENUE FROM USE OF MONEY AND PROPERTY							
220.02 RENTS & CONCESSIONS - COUNTY HOSPITAL		\$ 900	\$ 1,575	\$	\$		
220.05 RENTS & CONCESSIONS - RANCHO DEL CAMPO		638	1,915				
220.10 RENTS & CONCESSIONS - GERIATRIC HOSPITAL		701	355				
220.11 RENTS & CONCESSIONS - WELFARE HOMES		1,120	1,614				
220.19 RENTS & CONCESSIONS - MISCL LAND & BLDGS		19,213	31,359				
220.20 RENTS & CONCESSIONS - MISCL OTHER RENT		75					
<b>SUB TOTAL</b>		<b>\$ 22,647</b>	<b>\$ 36,818</b>	<b>\$</b>	<b>\$</b>		
OTHER REVENUE							
291.01 SALE FIXED ASSETS - LAND & STRUCT & IMPR		\$ 649,391	\$ 463,719	\$	\$		
292.01 OTHER SALES-PERSONAL PROPERTY			49				
293.03 OTHER - NOTES RECEIVABLE COLLECTIONS		34,251	45,931				
293.05 OTHER-RECOVERED EXPENDITURES		237					
<b>SUB TOTAL</b>		<b>\$ 683,879</b>	<b>\$ 509,699</b>	<b>\$</b>	<b>\$</b>		
<b>TOTAL DEPARTMENT 1180</b>		<b>\$ 706,526</b>	<b>\$ 546,582</b>	<b>\$</b>	<b>\$</b>		
<b>1200 PUBLIC WORKS AGENCY</b>							
REVENUE FROM USE OF MONEY AND PROPERTY							
220.02 RENTS & CONCESSIONS - COUNTY HOSPITAL		\$	\$	\$ 1,800	\$ 1,800		
220.04 RENTS & CONCESSIONS - AIRPORTS				157,960	157,960		
220.05 RENTS & CONCESSIONS - RANCHO DEL CAMPO				1,915	1,915		
220.10 RENTS & CONCESSIONS - GERIATRIC HOSPITAL				120	120		
220.11 RENTS & CONCESSIONS - WELFARE HOMES				2,385	2,385		
220.19 RENTS & CONCESSIONS - MISC. LAND & BLDGS				30,000	30,000		
<b>SUB TOTAL</b>		<b>\$</b>	<b>\$</b>	<b>\$ 194,180</b>	<b>\$ 194,180</b>		
AID FROM OTHER GOVERNMENTAL AGENCIES							
241.04 STATE AID FOR CONST. RECREATION AREAS		\$	\$	\$	\$ 2,870,500		

COUNTY OF SAN DIEGO FINAL BUDGET  
1970-1971

ANALYSIS OF REVENUES BY BUDGET UNIT  
SOURCE AND FUND  
SCHEDULE 4A

REVENUES OTHER THAN CURRENT PROPERTY TAXES

REVENUE ACCOUNT	BUDGET UNIT AND SOURCE	ACTUAL 1968-1969	ACTUAL 1969-1970	DEPARTMENTAL ESTIMATES 1970-1971	AUDITOR ESTIMATES 1970-1971	FUND-GENERAL, UNLESS OTHERWISE INDICATED
<b>1200 PUBLIC WORKS AGENCY - CONTINUED</b>						
AID FROM OTHER GOVERNMENTAL AGENCIES - CONTINUED						
253.03	FEDERAL AID FOR CONSTRUCTION	\$	\$	\$ 78,532	\$ 186,032	
253.04	FED AID FOR CONST - REC AREAS			652,720	2,549,420	
<b>SUB TOTAL</b>		<b>\$</b>	<b>\$</b>	<b>\$ 731,252</b>	<b>\$ 5,605,952</b>	
CHARGES FOR CURRENT SERVICES						
263.01	COMMUN. SERV - OTHER GOVT AGENCIES	\$	\$ 966	\$ 7,000	\$ 16,000	
277.01	ROADS & STREET SERVICES			24,000	24,000	
287.20	OTHER - MISCELLANEOUS				3,200	
<b>SUB TOTAL</b>		<b>\$</b>	<b>\$ 966</b>	<b>\$ 31,000</b>	<b>\$ 43,200</b>	
OTHER REVENUE						
291.01	SALE OF FIXED ASSETS - LAND, STR & IMP	\$	\$	\$ 1,500,000	\$ 400,000	
293.03	OTHER - NOTES RECEIVABLE COLLECTIONS			229,720	229,720	
293.04	OTHER - AIRPORTS			3,225	3,225	
293.20	OTHER - MISCELLANEOUS			75	75	
<b>SUB TOTAL</b>		<b>\$</b>	<b>\$</b>	<b>\$ 1,733,020</b>	<b>\$ 633,020</b>	
<b>TOTAL DEPARTMENT 1200</b>		<b>\$</b>	<b>\$ 966</b>	<b>\$ 2,689,452</b>	<b>\$ 6,476,352</b>	
<b>1300 DEPARTMENT OF GENERAL SERVICES</b>						
REVENUE FROM USE OF MONEY AND PROPERTY						
220.01	RENTS & CONCESSIONS - ADMIN CENTER	\$	\$	\$ 5,000	\$ 5,000	
220.05	RENTS & CONCESSIONS - RANCHO DEL CAMPO			5,200	5,200	
220.12	RENTS & CONCESSIONS - OPERATIONS CENTER			240	240	
220.20	RENTS & CONCESSIONS - MISC. OTHER RENTAL			2,800	2,800	
<b>SUB TOTAL</b>		<b>\$</b>	<b>\$</b>	<b>\$ 13,240</b>	<b>\$ 13,240</b>	
CHARGES FOR CURRENT SERVICES						
268.05	PLAN & ENGR SERVICE - OTHER GOVMT AGENCY	\$	\$	\$ 2,569,303	\$ 1,441,055	
268.07	PLAN&ENG SERVICE-CO RETIREMENT BOARD		20	169,187	169,187	
287.05	OTHER - SERVICE OTHER GOVMT AGENCIES			6,000	6,000	
287.07	OTHER-FEES FOR SERVICE WITNESS OR JUROR	450	1,730	1,200	1,200	
287.08	OTHER - EMPLOYEE MAINTENANCE			750	750	
<b>SUB TOTAL</b>		<b>\$ 450</b>	<b>\$ 1,750</b>	<b>\$ 2,746,440</b>	<b>\$ 1,618,192</b>	
OTHER REVENUE						
291.01	SALE FIXED ASSETS-LAND&STRUCT&IMPROVEMTS	\$ 1,125	\$ 1,507	\$	\$	
291.02	SALE OF FIXED ASSETS-EQUIPMENT	373	489	4,600	4,600	
292.01	OTHER SALES - PERSONAL PROPERTY			7,100	7,100	
293.05	OTHER-RECOVERED EXPENDITURES	900		2,470	2,470	
293.20	OTHER-MISCELLANEOUS			2,105	2,105	
<b>SUB TOTAL</b>		<b>\$ 2,398</b>	<b>\$ 1,996</b>	<b>\$ 16,275</b>	<b>\$ 16,275</b>	
<b>TOTAL DEPARTMENT 1300</b>		<b>\$ 2,848</b>	<b>\$ 3,746</b>	<b>\$ 2,775,955</b>	<b>\$ 1,647,707</b>	
<b>1320 DEPARTMENT OF PUBLIC WORKS, CONSTRUCTION AND REPAIR DIVISION</b>						
REVENUE FROM USE OF MONEY AND PROPERTY						
220.05	RENTS & CONCESSIONS - RANCHO DEL CAMPO	\$ 7,045	\$ 7,014	\$	\$	

COUNTY OF SAN DIEGO FINAL BUDGET  
1970-1971  
ANALYSIS OF REVENUES BY BUDGET UNIT  
SOURCE AND FUND  
SCHEDULE 4A

		REVENUES OTHER THAN CURRENT PROPERTY TAXES				
REVENUE ACCOUNT	BUDGET UNIT AND SOURCE	ACTUAL 1968-1969	ACTUAL 1969-1970	DEPARTMENTAL ESTIMATES 1970-1971	AUDITOR ESTIMATES 1970-1971	FUND- GENERAL, UNLESS OTHERWISE INDICATED
<b>1320 DEPARTMENT OF PUBLIC WORKS, CONSTRUCTION AND REPAIR DIVISION - CONTINUED</b>						
REVENUE FROM USE OF MONEY AND PROPERTY - CONTINUED						
<b>SUB TOTAL</b>		<b>\$ 7,045</b>	<b>\$ 7,014</b>	<b>\$</b>	<b>\$</b>	
CHARGES FOR CURRENT SERVICES						
287.05	OTHER-SERVICE OTHER GOVMT AGENCIES	\$ 48,158	\$ 42,746	\$	\$	
287.08	OTHER-EMPLOYEE MAINTENANCE	784	789	\$	\$	
287.20	OTHER-MISCELLANEOUS	4,448				
<b>SUB TOTAL</b>		<b>\$ 53,390</b>	<b>\$ 43,535</b>	<b>\$</b>	<b>\$</b>	
OTHER REVENUE						
290.01	OTHER-REVENUE APPLICABLE TO PRIOR YEARS	\$ 576CR	\$ 1,660CR	\$	\$	
290.08	REVENUE APPLICABLE TO PY CHGS - CURRENT	71CR				
291.02	OTHER-SALE OF FIXED ASSETS - EQUIPMENT	225				
293.05	OTHER-RECOVERED EXPENDITURES	2,417	9,514			
293.20	OTHER-MISCELLANEOUS	360	64			
<b>SUB TOTAL</b>		<b>\$ 2,355</b>	<b>\$ 7,918</b>	<b>\$</b>	<b>\$</b>	
<b>TOTAL DEPARTMENT 1320</b>		<b>\$ 62,790</b>	<b>\$ 58,467</b>	<b>\$</b>	<b>\$</b>	
<b>1330 DEPARTMENT OF PUBLIC WORKS, BUILDING SERVICES &amp; AVIATION DIV</b>						
REVENUE FROM USE OF MONEY AND PROPERTY						
220.01	RENTS & CONCESSIONS - ADMIN CENTER	\$ 5,614	\$ 5,994	\$	\$	
220.12	RENTS & CONCESSIONS - OPERATIONS CENTER	240	200			
220.20	RENTS & CONCESSIONS - MISCL OTHER RENTAL	3,448	3,449			
<b>SUB TOTAL</b>		<b>\$ 9,302</b>	<b>\$ 9,643</b>	<b>\$</b>	<b>\$</b>	
OTHER REVENUE						
293.05	OTHER-RECOVERED EXPENDITURES	\$ 952	\$ 768	\$	\$	
293.20	OTHER-MISCELLANEOUS	1,954	1,917			
<b>SUB TOTAL</b>		<b>\$ 2,906</b>	<b>\$ 2,685</b>	<b>\$</b>	<b>\$</b>	
<b>TOTAL DEPARTMENT 1330</b>		<b>\$ 12,208</b>	<b>\$ 12,328</b>	<b>\$</b>	<b>\$</b>	
<b>1335 DEPARTMENT OF PUBLIC WORKS, CIVIL ENGINEERING DIVISION</b>						
CHARGES FOR CURRENT SERVICES						
268.05	PLAN & ENG SERVICE - OTHER GOVMT AGENCY	\$	\$ 4,825	\$	\$	
268.07	PLAN&ENG SERVICE-CO RETIREMENT BOARD	5,443	126,031CR			
<b>SUB TOTAL</b>		<b>\$ 5,443</b>	<b>\$ 121,206CR</b>	<b>\$</b>	<b>\$</b>	
OTHER REVENUE						
290.08	REVENUE APPL TO PY-CHGS-CURRENT SER	\$ 3,991CR		\$	\$	
292.01	OTHER SALES-PERSONAL PROPERTY	752	304			
<b>SUB TOTAL</b>		<b>\$ 3,239CR</b>	<b>\$ 304</b>	<b>\$</b>	<b>\$</b>	
<b>TOTAL DEPARTMENT 1335</b>		<b>\$ 2,204</b>	<b>\$ 120,902CR</b>	<b>\$</b>	<b>\$</b>	
<b>1340 DEPARTMENT OF PUBLIC WORKS, ARCHITECTURAL DIVISION</b>						
CHARGES FOR CURRENT SERVICES						
268.05	PLAN & ENG SERVICE-OTHER GOVMT AGENCY	\$ 41,146	\$ 103,882CR	\$	\$	

COUNTY OF SAN DIEGO FINAL BUDGET  
1970-1971  
ANALYSIS OF REVENUES BY BUDGET UNIT  
SOURCE AND FUND  
SCHEDULE 4A

REVENUES OTHER THAN CURRENT PROPERTY TAXES

REVENUE ACCOUNT	BUDGET UNIT AND SOURCE	ACTUAL 1968-1969	ACTUAL 1969-1970	DEPARTMENTAL ESTIMATES 1970-1971	AUDITOR ESTIMATES 1970-1971	FUND-GENERAL, UNLESS OTHERWISE INDICATED
<b>1340 DEPARTMENT OF PUBLIC WORKS, ARCHITECTURAL DIVISION - CONTINUED</b>						
CHARGES FOR CURRENT SERVICES - CONTINUED						
268.07	PLAN&ENG SERVICE-CO RETIREMENT BOARD	\$ 81,050	\$ 250,911	\$	\$	
<b>SUB TOTAL</b>		<b>\$ 122,196</b>	<b>\$ 147,029</b>	<b>\$</b>	<b>\$</b>	
OTHER REVENUE						
290.01	REVENUE APPLICABLE TO PRIOR YEARS-OTHER	\$	\$	\$	\$	
290.08	REVENUE APPL TO PY-CHGS-CURRENT SERVICES	401CR				
292.01	OTHER SALES-PERSONAL PROPERTY	356CR 2,264	1,248			
<b>SUB TOTAL</b>		<b>\$ 1,507</b>	<b>\$ 1,248</b>	<b>\$</b>	<b>\$</b>	
<b>TOTAL DEPARTMENT 1340</b>		<b>\$ 123,703</b>	<b>\$ 148,277</b>	<b>\$</b>	<b>\$</b>	
<b>1345 DEPARTMENT OF PUBLIC WORKS, CAPITOL PROJECTS</b>						
OTHER REVENUE						
293.09	OTHER-TRANSFERS FROM OTHER FUNDS	\$	\$ 25,000	\$	\$	
<b>SUB TOTAL</b>		<b>\$</b>	<b>\$ 25,000</b>	<b>\$</b>	<b>\$</b>	
<b>TOTAL DEPARTMENT 1345</b>		<b>\$</b>	<b>\$ 25,000</b>	<b>\$</b>	<b>\$</b>	
<b>1350 DEPARTMENT OF PUBLIC WORKS, COUNTY GARAGE DIVISION</b>						
CHARGES FOR CURRENT SERVICES						
287.05	OTHER-SERVICE OTHER GOVMT AGENCIES	\$ 1,440	\$ 928	\$	\$	
<b>SUB TOTAL</b>		<b>\$ 1,440</b>	<b>\$ 928</b>	<b>\$</b>	<b>\$</b>	
OTHER REVENUE						
290.01	REVENUE APPLICABLE TO PRIOR YEARS-OTHER	\$	\$	\$	\$	
291.02	SALE OF FIXED ASSETS-EQUIPMENT	660 1,000				
293.05	OTHER-RECOVERED EXPENDITURES	534	5,326			
<b>SUB TOTAL</b>		<b>\$ 2,194</b>	<b>\$ 5,326</b>	<b>\$</b>	<b>\$</b>	
<b>TOTAL DEPARTMENT 1350</b>		<b>\$ 3,634</b>	<b>\$ 6,254</b>	<b>\$</b>	<b>\$</b>	
<b>1600 INSURANCE</b>						
OTHER REVENUE						
293.05	OTHER-RECOVERED EXPENDITURES	\$	\$ 4,113	\$	\$	
293.12	OTHER-COMP INSURANCE REFUND OF PREMIUM		134,283	40,000	40,000	
<b>SUB TOTAL</b>		<b>\$</b>	<b>\$ 138,396</b>	<b>\$ 40,000</b>	<b>\$ 40,000</b>	
<b>TOTAL DEPARTMENT 1600</b>		<b>\$</b>	<b>\$ 138,396</b>	<b>\$ 40,000</b>	<b>\$ 40,000</b>	
<b>1850 COUNTY SERVICE AREAS</b>						
OTHER REVENUE						
293.05	OTHER-RECOVERED EXPENDITURES	\$ 2,168	\$	\$	\$	
<b>SUB TOTAL</b>		<b>\$ 2,168</b>	<b>\$</b>	<b>\$</b>	<b>\$</b>	
<b>TOTAL DEPARTMENT 1850</b>		<b>\$ 2,168</b>	<b>\$</b>	<b>\$</b>	<b>\$</b>	

COUNTY OF SAN DIEGO FINAL BUDGET  
1970-1971  
ANALYSIS OF REVENUES BY BUDGET UNIT  
SOURCE AND FUND  
SCHEDULE 4A

REVENUE ACCOUNT	BUDGET UNIT AND SOURCE	REVENUES OTHER THAN CURRENT PROPERTY TAXES				FUND- GENERAL, UNLESS OTHERWISE INDICATED
		ACTUAL 1968-1969	ACTUAL 1969-1970	DEPARTMENTAL ESTIMATES 1970-1971	AUDITOR ESTIMATES 1970-1971	
<b>1900 DEPARTMENT OF THE COUNTY ENGINEER, ENGINEERING DIVISION</b>						
LICENSES AND PERMITS						
212.07	CONSTRUCTION PERMITS - GRADING	\$ 25,552	\$ 29,737	\$ 30,000	\$ 30,000	
<b>SUB TOTAL</b>		<b>\$ 25,552</b>	<b>\$ 29,737</b>	<b>\$ 30,000</b>	<b>\$ 30,000</b>	
CHARGES FOR CURRENT SERVICES						
268.01	PLAN&ENG SERVICE-PROP OWNERS-PLAN CHECK	\$ 10,641	\$ 11,925	\$ 10,000	\$ 10,000	
268.02	PLAN&ENG SERVICE-PLAN PREP&SUPV-SP ASSMT	7,056	8,526	4,000		
268.03	PLAN & ENG SERVICE-IMPV PLAN CK & FIELD	8,344	9,310	10,000	10,000	
268.04	PLAN&ENG SERVICE-AERIAL SURVEY MAPS	9,285	9,990	6,000	6,000	
<b>SUB TOTAL</b>		<b>\$ 35,326</b>	<b>\$ 39,751</b>	<b>\$ 30,000</b>	<b>\$ 26,000</b>	
OTHER REVENUE						
290.01	REVENUE APPLICABLE TO PRIOR YEARS-OTHER	\$ 21,164	\$ 2,047			
290.08	REVENUE APPL TO PY-CHGS-CURRENT SER	1,045	13			
292.10	OTHER SALES-MISCELLANEOUS	6CR				
293.05	OTHER-RECOVERED EXPENDITURES	24,468	6,856	12,000		
293.20	OTHER-MISCELLANEOUS	18,830	30,327	15,000	15,000	
<b>SUB TOTAL</b>		<b>\$ 63,411</b>	<b>\$ 39,243</b>	<b>\$ 27,000</b>	<b>\$ 15,000</b>	
<b>TOTAL DEPARTMENT 1900</b>		<b>\$ 124,289</b>	<b>\$ 108,731</b>	<b>\$ 87,000</b>	<b>\$ 71,000</b>	
<b>2100 MUNICIPAL COURT - EL CAJON</b>						
FINES, FORFEITS AND PENALTIES						
216.01	VEHICLE CODE FINES	\$ 172,495	\$ 178,353	\$ 180,000	\$ 180,000	
216.01	VEHICLE CODE FINES	189,001	178,353	180,000	180,000	ROAD
216.02	VEHICLE CODE FINES-PENALTY ASSESSMENTS	18,547	22,613	21,000	31,000	
216.03	VEHICLE CODE CITY ARRESTS		48,898	50,000	60,000	
217.01	OTHER COURT FINES - FISH & GAME	207	108	150	150	FISH AND GAME
217.03	OTHER COURT FINES - GENERAL	46,939	71,822	78,000	100,000	
218.02	FORF & PENALTIES-SMRY JUDGEMENT BAIL BND		1,150			
<b>SUB TOTAL</b>		<b>\$ 427,189</b>	<b>\$ 501,297</b>	<b>\$ 509,150</b>	<b>\$ 551,150</b>	
CHARGES FOR CURRENT SERVICES						
272.01	COURT FEES&COSTS-FILING DOCUMENTS	\$ 16,054	\$ 19,536	\$ 20,000	\$ 20,000	
272.02	COURT FEES&COSTS-JURY FEES	828	420	700	700	
272.06	COURT FEES & COSTS-COURT APPTD ATTY	1,335	1,275			
287.02	OTHER-COPYING-DUPLICATING-FILE DOCUMENTS	924	1,253	900	900	
<b>SUB TOTAL</b>		<b>\$ 19,141</b>	<b>\$ 22,484</b>	<b>\$ 21,600</b>	<b>\$ 21,600</b>	
<b>TOTAL DEPARTMENT 2100</b>		<b>\$ 446,330</b>	<b>\$ 523,781</b>	<b>\$ 530,750</b>	<b>\$ 572,750</b>	
<b>2200 MUNICIPAL COURT - NORTH COUNTY</b>						
FINES, FORFEITS AND PENALTIES						
216.01	VEHICLE CODE FINES	\$ 170,423	\$ 261,981	\$ 300,000	\$ 300,000	
216.01	VEHICLE CODE FINES	342,646	261,981	300,000	300,000	ROAD
216.03	VEHICLE CODE FINES-CITY ARRESTS		48,818			
217.01	OTHER COURT FINES - FISH & GAME	218	568	400	400	FISH AND GAME
217.03	OTHER COURT FINES - GENERAL	64,578	104,990	90,000	140,000	
<b>SUB TOTAL</b>		<b>\$ 577,865</b>	<b>\$ 678,338</b>	<b>\$ 690,400</b>	<b>\$ 740,400</b>	
CHARGES FOR CURRENT SERVICES						
272.01	COURT FEES&COSTS-FILING DOCUMENTS	\$ 18,673	\$ 28,670	\$ 30,000	\$ 30,000	



COUNTY OF SAN DIEGO FINAL BUDGET  
1970-1971

ANALYSIS OF REVENUES BY BUDGET UNIT  
SOURCE AND FUND  
SCHEDULE 4A

		REVENUES OTHER THAN CURRENT PROPERTY TAXES				
REVENUE ACCOUNT	BUDGET UNIT AND SOURCE	ACTUAL 1968-1969	ACTUAL 1969-1970	DEPARTMENTAL ESTIMATES 1970-1971	AUDITOR ESTIMATES 1970-1971	FUND-GENERAL, UNLESS OTHERWISE INDICATED
<b>2200 MUNICIPAL COURT - NORTH COUNTY - CONTINUED</b>						
CHARGES FOR CURRENT SERVICES - CONTINUED						
272.02	COURT FEES & COSTS-JURY FEES	\$ 914	\$ 157	\$	\$	
272.03	COURT FEES & COSTS-COURT REPORTERS	2				
287.02	OTHER-COPYING-DUPLICATING-FILE DOCUMENTS			150	150	
<b>SUB TOTAL</b>		<b>\$ 19,589</b>	<b>\$ 28,827</b>	<b>\$ 30,150</b>	<b>\$ 30,150</b>	
OTHER REVENUE						
290.04	REV APPL TO PY - FINES, FORF & PNLTES	\$	\$ 39,079	\$	\$	
290.04	REV APPL TO PY-FINES, FORF & PNLTES	13				FISH AND GAME
<b>SUB TOTAL</b>		<b>\$ 13</b>	<b>\$ 39,079</b>	<b>\$</b>	<b>\$</b>	
<b>TOTAL DEPARTMENT 2200</b>		<b>\$ 597,467</b>	<b>\$ 746,244</b>	<b>\$ 720,550</b>	<b>\$ 770,550</b>	
<b>2300 MUNICIPAL COURT - SAN DIEGO</b>						
FINES, FORFEITS AND PENALTIES						
216.01	VEHICLE CODE FINES	\$ 207,706	\$ 45,734	\$ 47,500	\$ 47,500	
216.01	VEHICLE CODE FINES	89,437	45,734	47,500	47,500	ROAD
216.02	VEHICLE CODE FINES-PENALTY ASSESSMENTS	106,851	122,161	115,700	115,700	
216.03	VEHICLE CODE FINES - CITIES ARRESTS		214,123	216,000	256,000	
217.01	OTHER COURT FINES - FISH & GAME	2,066	2,688	2,000	2,000	FISH AND GAME
217.03	OTHER COURT FINES - GENERAL	490,502	570,094	576,000	676,000	
218.02	FORF & PENALTIES - SMRY JUDGENT BAIL BND	10,238	19,529	7,000	7,000	
<b>SUB TOTAL</b>		<b>\$ 906,800</b>	<b>\$ 1,020,063</b>	<b>\$ 1,011,700</b>	<b>\$ 1,151,700</b>	
CHARGES FOR CURRENT SERVICES						
272.01	COURT FEES&COSTS-FILING DOCUMENTS	\$ 160,234	\$ 189,671	\$ 270,000	\$ 270,000	
272.02	COURT FEES&COSTS-JURY FEES	5,448	2,957	2,500	2,500	
272.03	COURT FEES&COSTS-REPORTER&TRANSCRIPT FEE	4,393	4,153	2,000	2,000	
272.06	COURT FEES & COSTS-COURT APPTD ATTORNEYS	4,480	2,000	350	350	
287.02	OTHER-COPYING-DUPLICATING-FILE DOCUMENTS	1,357	1,780	1,800	1,800	
<b>SUB TOTAL</b>		<b>\$ 175,912</b>	<b>\$ 200,561</b>	<b>\$ 276,650</b>	<b>\$ 276,650</b>	
OTHER REVENUE						
293.05	OTHER-RECOVERED EXPENDITURES	\$ 1,469	\$ 114	\$	\$	
293.20	OTHER-MISCELLANEOUS	2,633	1,619	3,300	3,300	
<b>SUB TOTAL</b>		<b>\$ 4,102</b>	<b>\$ 1,733</b>	<b>\$ 3,300</b>	<b>\$ 3,300</b>	
<b>TOTAL DEPARTMENT 2300</b>		<b>\$ 1,086,814</b>	<b>\$ 1,222,357</b>	<b>\$ 1,291,650</b>	<b>\$ 1,431,650</b>	
<b>2500 JUSTICE COURT, CORONADO</b>						
FINES, FORFEITS AND PENALTIES						
216.01	VEHICLE CODE FINES	\$ 28,621	\$ 223	\$ 400	\$ 400	
216.01	VEHICLE CODE FINES	1,355	223	400	400	ROAD
216.03	VEHICLE CODE FINES - CITIES ARRESTS		23,604	39,600	39,600	
217.01	OTHER COURT FINES - FISH & GAME			50	50	FISH AND GAME
217.03	OTHER COURT FINES - GENERAL	4,514	14,411	5,000	15,000	
<b>SUB TOTAL</b>		<b>\$ 34,490</b>	<b>\$ 38,461</b>	<b>\$ 45,450</b>	<b>\$ 55,450</b>	
CHARGES FOR CURRENT SERVICES						
272.01	COURT FEES&COSTS-FILING DOCUMENTS	\$ 312	\$ 296	\$ 350	\$ 350	

COUNTY OF SAN DIEGO FINAL BUDGET  
1970-1971  
ANALYSIS OF REVENUES BY BUDGET UNIT  
SOURCE AND FUND  
SCHEDULE 4A

REVENUES OTHER THAN CURRENT PROPERTY TAXES

REVENUE ACCOUNT	BUDGET UNIT AND SOURCE	ACTUAL 1968-1969	ACTUAL 1969-1970	DEPARTMENTAL ESTIMATES 1970-1971	AUDITOR ESTIMATES 1970-1971	FUND-GENERAL, UNLESS OTHERWISE INDICATED
<b>2500 JUSTICE COURT, CORONADO - CONTINUED</b>						
<b>SUB TOTAL</b>		\$ 312	\$ 296	\$ 350	\$ 350	
CHARGES FOR CURRENT SERVICES						
<b>SUB TOTAL</b>		\$	\$	\$	\$	
<b>TOTAL DEPARTMENT 2500</b>		\$ 34,802	\$ 38,757	\$ 45,800	\$ 55,800	
<b>2530 JUSTICE COURT, FALLBROOK</b>						
FINES, FORFEITS AND PENALTIES						
216.01 VEHICLE CODE FINES		\$ 778	\$ 11,232	\$ 13,000	\$ 13,000	
216.01 VEHICLE CODE FINES		20,265	11,232	13,000	13,000	ROAD
217.01 OTHER COURT FINES - FISH & GAME		63	113	100	100	FISH AND GAME
217.03 OTHER COURT FINES - GENERAL		1,952	2,490	3,000	3,000	
<b>SUB TOTAL</b>		\$ 23,058	\$ 25,067	\$ 29,100	\$ 29,100	
CHARGES FOR CURRENT SERVICES						
272.01 COURT FEES&COSTS-FILING DOCUMENTS		\$ 784	\$ 830	\$	\$ 900	
<b>SUB TOTAL</b>		\$ 784	\$ 830	\$	\$ 900	
<b>TOTAL DEPARTMENT 2530</b>		\$ 23,842	\$ 25,897	\$ 29,100	\$ 30,000	
<b>2540 JUSTICE COURT, EAST COUNTY</b>						
FINES, FORFEITS AND PENALTIES						
216.01 VEHICLE CODE FINES		\$ 6,607	\$ 10,021	\$ 12,500	\$ 14,400	
216.01 VEHICLE CODE FINES		20,000	10,021	12,500	14,400	ROAD
217.01 OTHER COURT FINES - FISH & GAME			70			
217.01 OTHER COURT FINES - FISH & GAME		730	655	3,575	1,500	FISH AND GAME
217.03 OTHER COURT FINES - GENERAL		637	1,655	1,500	1,500	
<b>SUB TOTAL</b>		\$ 27,974	\$ 22,422	\$ 30,075	\$ 31,800	
CHARGES FOR CURRENT SERVICES						
272.01 COURT FEES&COSTS-FILING DOCUMENTS		\$ 177	\$ 78	\$ 150	\$ 175	
287.08 OTHER-EMPLOYEE MAINTENANCE			293			
<b>SUB TOTAL</b>		\$ 177	\$ 371	\$ 150	\$ 175	
<b>TOTAL DEPARTMENT 2540</b>		\$ 28,151	\$ 22,793	\$ 30,225	\$ 31,975	
<b>2550 JUSTICE COURT, NATIONAL</b>						
FINES, FORFEITS AND PENALTIES						
216.01 VEHICLE CODE FINES		\$ 34,505	\$ 1,352	\$ 1,725	\$ 1,725	
216.01 VEHICLE CODE FINES		1,857	1,352	1,725	1,725	ROAD
216.03 VEHICLE CODE FINES-CITY ARRESTS		875	34,333	31,658	44,500	
217.01 OTHER COURT FINES-FISH AND GAME			25			FISH AND GAME
217.03 OTHER COURT FINES - GENERAL		11,013	14,309	13,259	21,259	
218.02 FORF & PENALTIES-SMRY JUDGEMENT BAIL BND						
<b>SUB TOTAL</b>		\$ 48,250	\$ 51,371	\$ 48,367	\$ 69,209	
CHARGES FOR CURRENT SERVICES						
272.01 COURT FEES&COSTS-FILING DOCUMENTS		\$ 1,686	\$ 2,172	\$ 2,025	\$ 2,025	

COUNTY OF SAN DIEGO FINAL BUDGET  
1970-1971  
ANALYSIS OF REVENUES BY BUDGET UNIT  
SOURCE AND FUND  
SCHEDULE 4A

REVENUES OTHER THAN CURRENT PROPERTY TAXES

REVENUE ACCOUNT	BUDGET UNIT AND SOURCE	ACTUAL 1968-1969	ACTUAL 1969-1970	DEPARTMENTAL ESTIMATES 1970-1971	AUDITOR ESTIMATES 1970-1971	FUND- GENERAL, UNLESS OTHERWISE INDICATED
<b>2550 JUSTICE COURT, NATIONAL - CONTINUED</b>						
CHARGES FOR CURRENT SERVICES - CONTINUED						
272.01	COURT FEES & COSTS-FILING DOCUMENTS	\$	\$	\$	\$	
272.02	COURT FEES & COSTS-JURY FEES		124			
287.02	OTHER-COPY-DUPLICATING-FILE DOCUMENTS	30	40	32	32	
<b>SUB TOTAL</b>		<b>\$ 1,716</b>	<b>\$ 2,336</b>	<b>\$ 2,057</b>	<b>\$ 2,057</b>	
<b>TOTAL DEPARTMENT 2550</b>		<b>\$ 49,966</b>	<b>\$ 53,707</b>	<b>\$ 50,424</b>	<b>\$ 71,266</b>	
<b>2560 JUSTICE COURT, RAMONA</b>						
FINES, FORFEITS AND PENALTIES						
216.01	VEHICLE CODE FINES	\$	\$ 8,618	\$ 10,000	\$ 10,000	
216.01	VEHICLE CODE FINES	15,441	8,618	10,000	10,000	
217.01	OTHER COURT FINES - FISH & GAME	2,850	1,810	1,800	1,800	ROAD FISH AND GAME
217.03	OTHER COURT FINES - GENERAL	4,694	6,673	7,000	7,000	
<b>SUB TOTAL</b>		<b>\$ 22,985</b>	<b>\$ 25,719</b>	<b>\$ 28,800</b>	<b>\$ 28,800</b>	
CHARGES FOR CURRENT SERVICES						
272.01	COURT FEES&COSTS-FILING DOCUMENTS	\$ 700	\$ 850	\$ 800	\$ 800	
<b>SUB TOTAL</b>		<b>\$ 700</b>	<b>\$ 850</b>	<b>\$ 800</b>	<b>\$ 800</b>	
<b>TOTAL DEPARTMENT 2560</b>		<b>\$ 23,685</b>	<b>\$ 26,569</b>	<b>\$ 29,600</b>	<b>\$ 29,600</b>	
<b>2800 COUNTY CLERK</b>						
LICENSES AND PERMITS						
215.02	OTHER LICENSES & PERMITS - MARRIAGE	\$ 32,228	\$ 33,155	\$ 35,000	\$ 35,000	
<b>SUB TOTAL</b>		<b>\$ 32,228</b>	<b>\$ 33,155</b>	<b>\$ 35,000</b>	<b>\$ 35,000</b>	
FINES, FORFEITS AND PENALTIES						
217.03	OTHER COURT FINES - GENERAL	\$ 10,947	\$ 24,403	\$ 15,000	\$ 25,000	
218.01	FORF & PENALTIES - FINES & FORFEITURES	11,300	20,500	20,000	20,000	
<b>SUB TOTAL</b>		<b>\$ 22,247</b>	<b>\$ 44,903</b>	<b>\$ 35,000</b>	<b>\$ 45,000</b>	
REVENUE FROM USE OF MONEY AND PROPERTY						
219.01	INTEREST - DEPOSITS & INVESTMENTS	\$ 697	\$ 1,646	\$ 1,000	\$ 2,000	
<b>SUB TOTAL</b>		<b>\$ 697</b>	<b>\$ 1,646</b>	<b>\$ 1,000</b>	<b>\$ 2,000</b>	
CHARGES FOR CURRENT SERVICES						
272.01	COURT FEES&COSTS-FILING DOCUMENTS	\$ 449,801	\$ 516,124	\$ 510,000	\$ 546,000	
272.02	COURT FEES&COSTS-JURY FEES	77,481	80,321	80,000	85,000	
272.03	COURT FEES&COSTS-REPORTER&TRANSCRIPT FEE	231,515	297,934	285,000	348,000	
272.04	COURT FEES&COSTS-SERV CHGS COLL ACCTS	17,045	17,551	20,000	20,000	
272.06	COURT FEES&COSTS-COURT APPOINTED ATTORNE	19,337	31,656	25,000	35,000	
272.07	COURT FEES&COSTS-COURT COST	10	14			
279.01	MENTAL HEALTH SERVICES	1,696,251	2,061,188	2,100,000	2,100,000	
283.01	INST CARE & SERVICE-UNCOMPENSATED COSTS	3,067,909	4,045,229	4,000,000	4,900,047	
283.02	INSTITUTIONAL CARE&SERVICE-HOSPITALS	2,865,866	4,136,732	4,700,000	5,699,843	
283.03	INST CARE&SERV-TRANS COURT WARD&VETERANS		25,412CR			
283.05	INSTITUTIONAL CARE&SERVICE-COUNTY	251,698	254,500	250,000	260,000	
283.06	INSTITUTIONAL CARE&SERVICE-STATE	166,556	144,508	150,000	151,200	

COUNTY OF SAN DIEGO FINAL BUDGET  
1970-1971  
ANALYSIS OF REVENUES BY BUDGET UNIT  
SOURCE AND FUND  
SCHEDULE 4A

		REVENUES OTHER THAN CURRENT PROPERTY TAXES				
REVENUE ACCOUNT	BUDGET UNIT AND SOURCE	ACTUAL 1968-1969	ACTUAL 1969-1970	DEPARTMENTAL ESTIMATES 1970-1971	AUDITOR ESTIMATES 1970-1971	FUND- GENERAL, UNLESS OTHERWISE INDICATED
<b>2800 COUNTY CLERK - CONTINUED</b>						
CHARGES FOR CURRENT SERVICES - CONTINUED						
283.07	INSTITUTIONAL CARE&SERVICE-PRIVATE	\$ 84,620	\$ 90,471	\$ 85,000	\$ 95,000	
287.05	OTHER-SERVICES TO OTHER GOV AGENCIES	1,810	3,216			
287.07	OTHER-FEES-SERV AS WITNESS OR JUROR		22			
287.20	OTHER-MISCELLANEOUS	5,499	4,455	5,000	5,000	
<b>SUB TOTAL</b>		<b>\$ 8,935,398</b>	<b>\$ 11,658,509</b>	<b>\$ 12,210,000</b>	<b>\$ 14,245,090</b>	
OTHER REVENUE						
290.06	REV APPL TO PY-FROM GOVT AGCY-STATE		\$ 25,349CR	\$	\$	
290.07	REV APPL TO PY-FROM GOVT AGCY-FED		163,772CR			
290.08	REV APPL TO PY-CHGS FOR CURRENT SER	122,819	54,434			
291.02	SALE OF FIXED ASSETS-EQUIPMENT		150			
293.05	OTHER RECOVERED EXPENDITURES	5,287	10,136			
293.20	OTHER-MISCELLANEOUS	3				
<b>SUB TOTAL</b>		<b>\$ 128,109</b>	<b>\$ 124,401CR</b>	<b>\$</b>	<b>\$</b>	
<b>TOTAL DEPARTMENT 2800</b>		<b>\$ 9,118,679</b>	<b>\$ 11,613,812</b>	<b>\$ 12,281,000</b>	<b>\$ 14,327,090</b>	
<b>2900 DISTRICT ATTORNEY</b>						
CHARGES FOR CURRENT SERVICES						
275.01	LAW ENFORCEMENT SERV-TRANS OF PRISONERS	\$ 7,802	\$ 16,246	\$ 18,000	\$ 18,000	
<b>SUB TOTAL</b>		<b>\$ 7,802</b>	<b>\$ 16,246</b>	<b>\$ 18,000</b>	<b>\$ 18,000</b>	
<b>TOTAL DEPARTMENT 2900</b>		<b>\$ 7,802</b>	<b>\$ 16,246</b>	<b>\$ 18,000</b>	<b>\$ 18,000</b>	
<b>3000 SHERIFF</b>						
LICENSES AND PERMITS						
215.10	OTHER LICENSES & PERMITS - MISCELLANEOUS	\$ 501	\$ 708	\$ 700	\$ 700	
<b>SUB TOTAL</b>		<b>\$ 501</b>	<b>\$ 708</b>	<b>\$ 700</b>	<b>\$ 700</b>	
CHARGES FOR CURRENT SERVICES						
263.01	COMMUNICATIONS SERVICES-OTHER GOVERNMENT	\$ 10,142	\$ 3,069	\$	\$	
271.01	CIVIL PROCESS SERVICE	135,149	138,517	130,000	130,000	
272.05	COURT FEES&COSTS-NOTARY PUBLIC FEES	376	448	400	400	
275.01	LAW ENFORCEMENT SERV-TRANS OF PRISONERS	20,606	10,309	10,000	10,000	
275.02	LAW ENFORCEMENT SERV-OTHER GOVMT AGENCY	367,299	442,183	464,100	570,403	
275.03	LAW ENFORCE SERV-OFFICIAL DOC&FINGERPRNT	9,300	10,995	10,000	10,000	
283.03	INST CARE&SERV-TRANS COURT WARD&VETERANS	1,300	300	400	400	
283.04	INST CARE&SERV-FEDERAL&CITY PRISONERS	671,969	526,527	600,000	600,000	
284.02	EDUCATIONAL SERVICE-TRAIN PEACE OFFICERS		43,162	39,676	44,551	
287.01	OTHER-SERV TO EMPL AND OTHERS	43				
287.07	OTHER-FEES FOR SERVICE WITNESS OR JUROR	858	469	250	250	
287.08	OTHER-EMPLOYEE MAINTENANCE	585	570	594	594	
<b>SUB TOTAL</b>		<b>\$ 1,217,627</b>	<b>\$ 1,176,549</b>	<b>\$ 1,255,420</b>	<b>\$ 1,366,598</b>	
OTHER REVENUE						
292.01	OTHER SALES-PERSONAL PROPERTY	\$ 16	\$ 18	\$	\$	
293.05	OTHER-RECOVERED EXPENDITURES	207	10,056	16,650	16,650	
293.06	OTHER-CONFISCATIONS	348	386			
293.20	OTHER-MISCELLANEOUS	1,603	2,819			
<b>SUB TOTAL</b>		<b>\$ 2,174</b>	<b>\$ 13,279</b>	<b>\$ 16,650</b>	<b>\$ 16,650</b>	
<b>TOTAL DEPARTMENT 3000</b>		<b>\$ 1,220,302</b>	<b>\$ 1,190,536</b>	<b>\$ 1,272,770</b>	<b>\$ 1,383,948</b>	

COUNTY OF SAN DIEGO FINAL BUDGET  
1970-1971

ANALYSIS OF REVENUES BY BUDGET UNIT  
SOURCE AND FUND  
SCHEDULE 4A

REVENUE ACCOUNT	BUDGET UNIT AND SOURCE	REVENUES OTHER THAN CURRENT PROPERTY TAXES				FUND- GENERAL, UNLESS OTHERWISE INDICATED
		ACTUAL 1968-1969	ACTUAL 1969-1970	DEPARTMENTAL ESTIMATES 1970-1971	AUDITOR ESTIMATES 1970-1971	
<b>3120 SAN DIEGO COUNTY MARSHAL</b>						
CHARGES FOR CURRENT SERVICES						
271.01	CIVIL PROCESS SERVICE	\$ 176,949	\$ 182,491	\$ 200,000	\$ 200,000	
275.01	LAW ENFORCEMENT SERV-TRANS OF PRISONERS	375	300			
<b>SUB TOTAL</b>		<b>\$ 177,324</b>	<b>\$ 182,791</b>	<b>\$ 200,000</b>	<b>\$ 200,000</b>	
OTHER REVENUE						
290.08	REV APPL TO PY-CHGS FOR CURRENT SER	\$ 11CR	\$	\$	\$	
<b>SUB TOTAL</b>		<b>\$ 11CR</b>	<b>\$</b>	<b>\$</b>	<b>\$</b>	
<b>TOTAL DEPARTMENT 3120</b>		<b>\$ 177,313</b>	<b>\$ 182,791</b>	<b>\$ 200,000</b>	<b>\$ 200,000</b>	
<b>3200 SHERIFF, COUNTY JAIL</b>						
OTHER REVENUE						
293.05	OTHER-RECOVERED EXPENDITURES	\$	\$ 4	\$	\$	
<b>SUB TOTAL</b>		<b>\$</b>	<b>\$ 4</b>	<b>\$</b>	<b>\$</b>	
<b>TOTAL DEPARTMENT 3200</b>		<b>\$</b>	<b>\$ 4</b>	<b>\$</b>	<b>\$</b>	
<b>3300 SAN DIEGO COUNTY HONOR CAMPS</b>						
CHARGES FOR CURRENT SERVICES						
275.02	LAW ENFORCEMENT SERV-OTHER GOVMT AGENCY	\$ 12,838	\$ 9,920	\$ 2,000	\$ 2,000	
283.05	INSTITUTIONAL CARE&SERVICE-COUNTY	12,900	13,189	92,900	92,900	
287.01	OTHER-SERVICE TO EMPLOYEES&OTHERS	35	63			
287.07	OTHER-FEES-SERV AS WITNESS OR JUROR	295				
287.11	OTHER-SERVICE FOR FIRE FIGHTERS	2,968	2,490	150	150	
<b>SUB TOTAL</b>		<b>\$ 29,036</b>	<b>\$ 25,662</b>	<b>\$ 95,050</b>	<b>\$ 95,050</b>	
OTHER REVENUE						
290.01	REVENUE APPLICABLE TO PRIOR YEARS-OTHER	\$ 25	\$	\$	\$	
291.02	SALE OF FIXED ASSETS-EQUIPMENT		7,500			
292.10	OTHER SALES-MISCELLANEOUS	50	3			
293.05	OTHER-RECOVERED EXPENDITURES	171	423			
293.07	OTHER-FORFEITED INMATES WAGES	1,208	2,033			
<b>SUB TOTAL</b>		<b>\$ 1,454</b>	<b>\$ 9,959</b>	<b>\$</b>	<b>\$</b>	
<b>TOTAL DEPARTMENT 3300</b>		<b>\$ 30,490</b>	<b>\$ 35,621</b>	<b>\$ 95,050</b>	<b>\$ 95,050</b>	
<b>3400 PROBATION DEPARTMENT, RANCHO DEL CAMPO</b>						
AID FROM OTHER GOVERNMENTAL AGENCIES						
242.01	STATE AID CORRECTIONS-OPR JUV HALL&CAMPS	\$ 103,170	\$ 103,789	\$ 108,300	\$ 108,300	
246.06	STATE-OTHER - SCHDDL MILK PROGRAM	2,371	2,430	2,440	2,440	
<b>SUB TOTAL</b>		<b>\$ 105,541</b>	<b>\$ 106,219</b>	<b>\$ 110,740</b>	<b>\$ 110,740</b>	
CHARGES FOR CURRENT SERVICES						
287.01	OTHER-SERVICE TO EMPLOYEES&OTHERS	\$ 351	\$ 395	\$ 342	\$ 342	
287.08	OTHER-EMPLOYEE MAINTENANCE	2,335	3,577	3,192	3,192	

COUNTY OF SAN DIEGO, FINAL BUDGET  
1970-1971  
ANALYSIS OF REVENUES BY BUDGET UNIT  
SOURCE AND FUND  
SCHEDULE 4A

		REVENUES OTHER THAN CURRENT PROPERTY TAXES					
REVENUE ACCOUNT	BUDGET UNIT AND SOURCE	ACTUAL 1968-1969	ACTUAL 1969-1970	DEPARTMENTAL ESTIMATES 1970-1971	AUDITOR ESTIMATES 1970-1971	FUND- GENERAL, UNLESS OTHERWISE INDICATED	
<b>3400 PROBATION DEPARTMENT, RANCHO DEL CAMPO - CONTINUED</b>							
CHARGES FOR CURRENT SERVICES - CONTINUED							
<b>SUB TOTAL</b>		\$ 2,686	\$ 3,972	\$ 3,534	\$ 3,534		
OTHER REVENUE							
290.01 REVENUE APPLICABLE TO PRIOR YEARS-OTHER		\$	\$ 33	\$	\$		
290.06 REV APPL TO PY-FROM GOVT AGCY-STATE	140CR		4				
292.01 OTHER SALES-PERSONAL PROPERTY	18		15				
293.05 OTHER-RECOVERED EXPENDITURES	420		420	420	420		
<b>SUB TOTAL</b>		\$ 298	\$ 472	\$ 420	\$ 420		
<b>TOTAL DEPARTMENT 3400</b>		\$ 108,525	\$ 110,663	\$ 114,694	\$ 114,694		
<b>3410 PROBATION DEPARTMENT, JUVENILE HALL</b>							
AID FROM OTHER GOVERNMENTAL AGENCIES							
246.06 STATE-OTHER - SCHOOL MILK PROGRAM		\$ 5,268	\$ 5,778	\$ 5,580	\$ 5,580		
<b>SUB TOTAL</b>		\$ 5,268	\$ 5,778	\$ 5,580	\$ 5,580		
CHARGES FOR CURRENT SERVICES							
283.08 INSTITUTIONAL CARE&SERVICE-FEDERAL WARDS		\$ 24,542	\$ 21,756	\$ 16,470	\$ 20,000		
287.01 OTHER-SERVICE TO EMPLOYEES&OTHERS		1,065	264	224	250		
<b>SUB TOTAL</b>		\$ 25,607	\$ 22,020	\$ 16,694	\$ 20,250		
OTHER REVENUE							
290.01 REVENUE APPLICABLE TO PRIOR YEARS-OTHER		\$	\$ 124	\$	\$		
290.06 REV APPL TO PY-FROM GOVT AGCY-STATE	36						
290.08 REV APPL TO PY-CHGS FOR CURRENT SER	18CR						
<b>SUB TOTAL</b>		\$ 18	\$ 124	\$	\$		
<b>TOTAL DEPARTMENT 3410</b>		\$ 30,893	\$ 27,922	\$ 22,274	\$ 25,830		
<b>3420 PROBATION OFFICER, LAS COLINAS</b>							
AID FROM OTHER GOVERNMENTAL AGENCIES							
242.01 STATE AID CORRECTIONS-OPR JUV HALL&CAMPS		\$ 60,935	\$ 58,627	\$ 66,120	\$ 66,120		
<b>SUB TOTAL</b>		\$ 60,935	\$ 58,627	\$ 66,120	\$ 66,120		
CHARGES FOR CURRENT SERVICES							
287.01 OTHER-SERVICES TO EMPLOYEES AND OTHERS		\$ 1,319	\$ 1,291	\$ 1,108	\$ 1,400		
<b>SUB TOTAL</b>		\$ 1,319	\$ 1,291	\$ 1,108	\$ 1,400		
OTHER REVENUE							
290.01 REV APPL TO PY-OTHER REVENUE		\$	\$ 15	\$	\$		
290.06 REVENUE APPLICABLE TO PRIOR YEARS-STATE	402						
<b>SUB TOTAL</b>		\$ 402	\$ 15	\$	\$		
<b>TOTAL DEPARTMENT 3420</b>		\$ 62,656	\$ 59,933	\$ 67,228	\$ 67,520		
<b>3430 PROBATION OFFICER</b>							
FINES, FORFEITS AND PENALTIES							
216.02 VEHICLE CODE FINES - PENALTY ASSESSMENTS		\$ 1,345	\$ 1,593	\$ 1,500	\$ 1,500		

COUNTY OF SAN DIEGO FINAL BUDGET  
1970-1971

ANALYSIS OF REVENUES BY BUDGET UNIT  
SOURCE AND FUND  
SCHEDULE 4A

REVENUES OTHER THAN CURRENT PROPERTY TAXES

REVENUE ACCOUNT	BUDGET UNIT AND SOURCE	ACTUAL 1968-1969	ACTUAL 1969-1970	DEPARTMENTAL ESTIMATES 1970-1971	AUDITOR ESTIMATES 1970-1971	FUND-GENERAL, UNLESS OTHERWISE INDICATED
<b>3430 PROBATION OFFICER - CONTINUED</b>						
FINES, FORFEITS AND PENALTIES - CONTINUED						
217.03	OTHER COURT FINES - GENERAL	\$ 214,439	\$ 253,959	\$ 205,000	\$ 265,000	
218.03	FORF & PENALTIES - JUVENILE TRAFFIC	36,027	61,030	58,000	58,000	
218.10	FORF & PENALTIES - OTHER	68,184	78,784	88,000	88,000	
<b>SUB TOTAL</b>		<b>\$ 319,995</b>	<b>\$ 395,366</b>	<b>\$ 352,500</b>	<b>\$ 412,500</b>	
AID FROM OTHER GOVERNMENTAL AGENCIES						
242.01	OPER JUV HALLS & CAMPS	\$	\$ 4,665	\$ 37,620	\$	
242.02	YOUTH SERVICES BUREAU		25,433	25,000		25,000
246.11	PROBATION SERVICES	73,597	244,537	1,080,000		1,260,216
246.12	STATE - OTHER - DRUG EDUCATION					86,958
246.13	STATE - OTHER - NAVY, SELF-HELP					54,218
246.14	STATE - OTHER - DELINQUENCY SEMINAR					108,120
<b>SUB TOTAL</b>		<b>\$ 73,658</b>	<b>\$ 274,635</b>	<b>\$ 1,142,620</b>	<b>\$ 1,534,512</b>	
CHARGES FOR CURRENT SERVICES						
272.10	COURT FEES & COSTS-OTHER	\$ 4,300	\$ 9,685	\$ 8,100	\$ 8,100	
283.03	INST CARE&SERV-TRANS COURT WARD&VETERANS	5,105	4,390	3,882	3,882	
283.05	INSTITUTIONAL CARE&SERVICE-COUNTY	12,603	24,766	19,170	19,170	
283.06	INSTITUTIONAL CARE&SERVICE-STATE	3,547	4,275	3,456	3,456	
283.07	INSTITUTIONAL CARE&SERVICE-PRIVATE	43,289	76,382	44,808	44,808	
287.07	OTHER-FEES FOR SERVICE WITNESS OR JUROR		215			
287.20	OTHER-MISCELLANEOUS	187	365			
<b>SUB TOTAL</b>		<b>\$ 69,031</b>	<b>\$ 120,078</b>	<b>\$ 79,416</b>	<b>\$ 79,416</b>	
OTHER REVENUE						
290.04	REV APPL TO PY-FINES, FORF & PNLTES	\$	\$ 55CR	\$	\$	
290.06	REV APPL TO PY-FROM GOVT AGCY-STATE		3			
290.08	REV APPL TO PY-CHGS FOR CURRENT SER	779	6,379			
291.02	SALE OF FIXED ASSETS-EQUIPMENT	310	480	300		300
293.05	OTHER-RECOVERED EXPENDITURES	105				
293.20	OTHER-MISCELLANEOUS	22	1			
<b>SUB TOTAL</b>		<b>\$ 1,056</b>	<b>\$ 6,808</b>	<b>\$ 300</b>	<b>\$ 300</b>	
<b>TOTAL DEPARTMENT 3430</b>		<b>\$ 463,740</b>	<b>\$ 796,887</b>	<b>\$ 1,574,836</b>	<b>\$ 2,026,728</b>	
<b>3480 PROBATION DEPARTMENT, HILLCREST</b>						
AID FROM OTHER GOVERNMENTAL AGENCIES						
246.06	STATE-OTHER - SCHOOL MILK PROGRAM	\$ 2,286	\$ 1,782	\$ 2,000	\$ 2,000	
<b>SUB TOTAL</b>		<b>\$ 2,286</b>	<b>\$ 1,782</b>	<b>\$ 2,000</b>	<b>\$ 2,000</b>	
CHARGES FOR CURRENT SERVICES						
287.01	OTHER-SERVICE TO EMPLOYEES&OTHERS	\$ 123	\$ 157	\$ 164	\$ 164	
<b>SUB TOTAL</b>		<b>\$ 123</b>	<b>\$ 157</b>	<b>\$ 164</b>	<b>\$ 164</b>	
OTHER REVENUE						
290.06	REV APPL TO PY-FROM GOVT AGCY-STATE	\$ 19	\$	\$	\$	
<b>SUB TOTAL</b>		<b>\$ 19</b>	<b>\$</b>	<b>\$</b>	<b>\$</b>	
<b>TOTAL DEPARTMENT 3480</b>		<b>\$ 2,428</b>	<b>\$ 1,939</b>	<b>\$ 2,164</b>	<b>\$ 2,164</b>	

COUNTY OF SAN DIEGO FINAL BUDGET  
1970-1971  
ANALYSIS OF REVENUES BY BUDGET UNIT  
SOURCE AND FUND  
SCHEDULE 4A

REVENUES OTHER THAN CURRENT PROPERTY TAXES

REVENUE ACCOUNT	BUDGET UNIT AND SOURCE	ACTUAL 1968-1969	ACTUAL 1969-1970	DEPARTMENTAL ESTIMATES 1970-1971	AUDITOR ESTIMATES 1970-1971	FUND- GENERAL, UNLESS OTHERWISE INDICATED
<b>3800 SENIOR CITIZENS AFFAIRS</b>						
AID FROM OTHER GOVERNMENTAL AGENCIES						
246.10	STATE - OTHER - OTHER STATE GRANTS	\$	\$	\$	\$	24,750
<b>SUB TOTAL</b>		\$	\$	\$	\$	<b>24,750</b>
<b>TOTAL DEPARTMENT 3800</b>		\$	\$	\$	\$	<b>24,750</b>
<b>3900 FIRE PROTECTION, STATE</b>						
OTHER REVENUE						
291.02	SALE OF FIXED ASSETS-EQUIPMENT	\$	\$ 5	\$	\$	
<b>SUB TOTAL</b>		\$	\$ 5	\$	\$	
<b>TOTAL DEPARTMENT 3900</b>		\$	\$ 5	\$	\$	
<b>4100 SAN DIEGO COUNTY DEPARTMENT OF AGRICULTURE</b>						
LICENSES AND PERMITS						
211.10	BUSINESS LICENSES - OTHER	\$ 1,080	\$ 1,440	\$ 1,500	\$ 1,500	
215.01	OTHER LICENSES & PERMITS - SHIPPING	1,778	2,990	2,500	2,500	
<b>SUB TOTAL</b>		\$ 2,858	\$ 4,430	\$ 4,000	\$ 4,000	
REVENUE FROM USE OF MONEY AND PROPERTY						
220.19	RENTS & CONCESS-MISC LAND & BLDGS	\$ 1,923	\$	\$	\$	
<b>SUB TOTAL</b>		\$ 1,923	\$	\$	\$	
AID FROM OTHER GOVERNMENTAL AGENCIES						
239.02	STATE AID FOR AGRICULTURE-REIMBMT SALARY	\$ 3,300	\$ 3,300	\$ 3,300	\$ 3,300	
256.01	FEDERAL GRAZING FEES		2,227	2,300	2,300	GRAZING LANDS
<b>SUB TOTAL</b>		\$ 3,300	\$ 5,527	\$ 5,600	\$ 5,600	
CHARGES FOR CURRENT SERVICES						
270.01	AGRICULTURE SERVICES-AGRI COMMISSIONER	\$ 369	\$ 421	\$ 250	\$ 250	
287.02	OTHER-COPYING-DUPLICATING-FILE DOCUMENTS		1	5	5	
<b>SUB TOTAL</b>		\$ 369	\$ 422	\$ 255	\$ 255	
OTHER REVENUE						
292.03	OTHER SALES-PERSONAL PROPERTY-TAXABLE	\$ 16,985	\$ 16,653	\$ 15,000	\$ 15,000	
293.05	OTHER-RECOVERED EXPENDITURES		313			
<b>SUB TOTAL</b>		\$ 16,985	\$ 16,966	\$ 15,000	\$ 15,000	
<b>TOTAL DEPARTMENT 4100</b>		\$ 25,435	\$ 27,345	\$ 24,855	\$ 24,855	
<b>4250 DEPARTMENT OF BUILDING INSPECTION</b>						
LICENSES AND PERMITS						
211.05	BUSINESS LICENSES - JUNK YARD	\$ 4,238	\$ 3,934	\$ 1,800	\$ 1,800	
211.10	BUSINESS LICENSES - OTHER	2,322	4,574	852	4,852	



COUNTY OF SAN DIEGO FINAL BUDGET  
1970-1971

ANALYSIS OF REVENUES BY BUDGET UNIT  
SOURCE AND FUND  
SCHEDULE 4A

REVENUES OTHER THAN CURRENT PROPERTY TAXES

REVENUE ACCOUNT	BUDGET UNIT AND SOURCE	ACTUAL 1968-1969	ACTUAL 1969-1970	DEPARTMENTAL ESTIMATES 1970-1971	AUDITOR ESTIMATES 1970-1971	FUND-GENERAL, UNLESS OTHERWISE INDICATED
<b>4250 DEPARTMENT OF BUILDING INSPECTION - CONTINUED</b>						
LICENSES AND PERMITS - CONTINUED						
212.01	CONSTRUCTION PERMITS - TEMP OCCUPANCY	\$ 1,535	\$ 280	\$ 192	\$ 192	
212.02	CONSTRUCTION PERMITS - BUILDING	381,838	400,388	397,901	397,901	
212.03	CONSTRUCTION PERMITS - ELECTRICAL	82,469	120,914	120,168	120,168	
212.04	CONSTRUCTION PERMITS - PLUMBING	124,852	143,361	147,696	147,696	
212.06	CONSTRUCTION PERMITS - DRIVEWAY	5,793	5,322	5,550	5,550	
212.07	CONSTRUCTION PERMITS - GRADING	17,732	12,113	13,919	13,919	
212.08	CONSTRUCTION PERMITS - MOBILE HOME PARKS	86	98,904	116,184	116,184	
215.10	OTHER LICENSES & PERMITS - MISCELLANEOUS	345	450	240	240	
<b>SUB TOTAL</b>		<b>\$ 621,210</b>	<b>\$ 790,240</b>	<b>\$ 804,502</b>	<b>\$ 808,502</b>	
CHARGES FOR CURRENT SERVICES						
268.01	PLAN&ENG SERVICE-PROP OWNERS-PLAN CHECK	\$ 192,096	\$ 188,488	\$ 177,211	\$ 177,211	
287.07	OTHER-FEES - SERV AS WITNESS OR JUROR		11			
287.10	OTHER-PLUMBERS&ELECTRICIANS EXAMS	2,693	2,266	2,988	2,988	
<b>SUB TOTAL</b>		<b>\$ 194,789</b>	<b>\$ 190,765</b>	<b>\$ 180,199</b>	<b>\$ 180,199</b>	
OTHER REVENUE						
292.10	OTHER SALES-MISCELLANEOUS	\$ 4,003	\$ 4,096	\$ 4,296	\$ 4,296	
293.05	OTHER - RECOVERED EXPENDITURES	14		24	24	
<b>SUB TOTAL</b>		<b>\$ 4,017</b>	<b>\$ 4,096</b>	<b>\$ 4,320</b>	<b>\$ 4,320</b>	
<b>TOTAL DEPARTMENT 4250</b>		<b>\$ 820,016</b>	<b>\$ 985,101</b>	<b>\$ 989,021</b>	<b>\$ 993,021</b>	
<b>4300 COUNTY VETERINARIAN</b>						
LICENSES AND PERMITS						
211.10	BUSINESS LICENSES - OTHER	\$ 160	\$ 190	\$ 140	\$ 140	
<b>SUB TOTAL</b>		<b>\$ 160</b>	<b>\$ 190</b>	<b>\$ 140</b>	<b>\$ 140</b>	
CHARGES FOR CURRENT SERVICES						
270.02	AGRICULTURE SERVICES-LIVESTOCK	\$ 5,434	\$ 2,889	\$ 3,500	\$ 3,500	
274.01	HUMANE SERVICES-ANIMAL SHELTER	18,199	16,282	12,667	12,667	
274.02	HUMANE SERVICES-RABIES VACCINATION	8,271	13,313	15,000	15,000	
287.07	OTHER-FEES - SERV AS WITNESS OR JUROR		25			
<b>SUB TOTAL</b>		<b>\$ 31,904</b>	<b>\$ 32,509</b>	<b>\$ 31,167</b>	<b>\$ 31,167</b>	
OTHER REVENUE						
292.03	PERSONAL PROPERTY - TAXABLE	\$	\$ 4,410	\$ 6,333	\$ 6,333	
293.05	OTHER-RECOVERED EXPENDITURES		11			
<b>SUB TOTAL</b>		<b>\$</b>	<b>\$ 4,421</b>	<b>\$ 6,333</b>	<b>\$ 6,333</b>	
<b>TOTAL DEPARTMENT 4300</b>		<b>\$ 32,064</b>	<b>\$ 37,120</b>	<b>\$ 37,640</b>	<b>\$ 37,640</b>	
<b>4400 SEALER OF WEIGHTS AND MEASURES</b>						
CHARGES FOR CURRENT SERVICES						
287.20	OTHER-MISCELLANEOUS	\$ 2,575	\$ 1,854	\$ 1,000	\$ 1,000	
<b>SUB TOTAL</b>		<b>\$ 2,575</b>	<b>\$ 1,854</b>	<b>\$ 1,000</b>	<b>\$ 1,000</b>	
<b>TOTAL DEPARTMENT 4400</b>		<b>\$ 2,575</b>	<b>\$ 1,854</b>	<b>\$ 1,000</b>	<b>\$ 1,000</b>	

COUNTY OF SAN DIEGO FINAL BUDGET  
1970-1971  
ANALYSIS OF REVENUES BY BUDGET UNIT  
SOURCE AND FUND  
SCHEDULE 4A

REVENUES OTHER THAN CURRENT PROPERTY TAXES

REVENUE ACCOUNT	BUDGET UNIT AND SOURCE	ACTUAL 1968-1969	ACTUAL 1969-1970	DEPARTMENTAL ESTIMATES 1970-1971	AUDITOR ESTIMATES 1970-1971	FUND-GENERAL, UNLESS OTHERWISE INDICATED
<b>4500 RECORDER</b>						
TAXES						
209.05	REAL PROPERTY TRANSFER TAX	\$ 813,197	\$ 742,314	\$ 800,000	\$ 800,000	
<b>SUB TOTAL</b>		<b>\$ 813,197</b>	<b>\$ 742,314</b>	<b>\$ 800,000</b>	<b>\$ 800,000</b>	
CHARGES FOR CURRENT SERVICES						
276.01	RECORDING FEES-RECORDING DOCUMENTS	\$ 603,717	\$ 582,554	\$ 600,000	\$ 600,000	
287.07	OTHER-FEES FOR SERVICE WITNESS OR JUROR		8			
<b>SUB TOTAL</b>		<b>\$ 603,717</b>	<b>\$ 582,562</b>	<b>\$ 600,000</b>	<b>\$ 600,000</b>	
OTHER REVENUE						
293.05	OTHER-RECOVERED EXPENDITURES	\$ 2	\$	\$	\$	
<b>SUB TOTAL</b>		<b>\$ 2</b>	<b>\$</b>	<b>\$</b>	<b>\$</b>	
<b>TOTAL DEPARTMENT 4500</b>		<b>\$ 1,416,916</b>	<b>\$ 1,324,876</b>	<b>\$ 1,400,000</b>	<b>\$ 1,400,000</b>	
<b>4610 CORONER</b>						
CHARGES FOR CURRENT SERVICES						
273.01	ESTATE FEES	\$ 2,749	\$ 4,045	\$ 5,500	\$ 5,500	
287.06	OTHER-CORONER SERVICES	105,997	110,999	119,000	119,000	
287.07	OTHER-FEES FOR SERVICE WITNESS OR JUROR	85	25	75	75	
<b>SUB TOTAL</b>		<b>\$ 108,831</b>	<b>\$ 115,069</b>	<b>\$ 124,575</b>	<b>\$ 124,575</b>	
OTHER REVENUE						
293.01	OTHER-DECEDENTS PROPERTY FOUND ON BODY	\$	\$	\$ 25	\$ 25	
293.20	OTHER-MISCELLANEOUS	431	525	650	650	
<b>SUB TOTAL</b>		<b>\$ 431</b>	<b>\$ 525</b>	<b>\$ 675</b>	<b>\$ 675</b>	
<b>TOTAL DEPARTMENT 4610</b>		<b>\$ 109,262</b>	<b>\$ 115,594</b>	<b>\$ 125,250</b>	<b>\$ 125,250</b>	
<b>4620 PUBLIC ADMINISTRATOR</b>						
CHARGES FOR CURRENT SERVICES						
273.01	ESTATE FEES	\$ 137,196	\$ 154,334	\$ 150,000	\$ 170,000	
<b>SUB TOTAL</b>		<b>\$ 137,196</b>	<b>\$ 154,334</b>	<b>\$ 150,000</b>	<b>\$ 170,000</b>	
OTHER REVENUE						
293.02	OTHER-REDEMPTION OF LIENS	\$ 145	\$	\$	\$	
293.03	OTHER-NOTES RECEIVABLE COLLECTIONS	21,621	17,879	13,200	13,200	
293.20	OTHER-MISCELLANEOUS	4,446	3,332	5,500	5,500	
<b>SUB TOTAL</b>		<b>\$ 26,212</b>	<b>\$ 21,211</b>	<b>\$ 18,700</b>	<b>\$ 18,700</b>	
<b>TOTAL DEPARTMENT 4620</b>		<b>\$ 163,408</b>	<b>\$ 175,545</b>	<b>\$ 168,700</b>	<b>\$ 188,700</b>	
<b>4700 C.A.O.UNIFIED SAN DIEGO CO CIVIL DEFENSE &amp; DISASTER ORGANIZATION</b>						
AID FROM OTHER GOVERNMENTAL AGENCIES						
240.01	STATE AID CIVIL DEFENSE-COMM EQUIPMENT	\$ 415	\$ 426	\$	\$	

COUNTY OF SAN DIEGO FINAL BUDGET  
1970-1971  
ANALYSIS OF REVENUES BY BUDGET UNIT  
SOURCE AND FUND  
SCHEDULE 4A

REVENUE ACCOUNT	BUDGET UNIT AND SOURCE	REVENUES OTHER THAN CURRENT PROPERTY TAXES				FUND- GENERAL, UNLESS OTHERWISE INDICATED
		ACTUAL 1968-1969	ACTUAL 1969-1970	DEPARTMENTAL ESTIMATES 1970-1971	AUDITOR ESTIMATES 1970-1971	
<b>4700 C.A.O. UNIFIED SAN DIEGO CO CIVIL DEFENSE &amp; DISASTER ORGANIZATION - CONTINUED</b>						
AID FROM OTHER GOVERNMENTAL AGENCIES - CONTINUED						
240.02	STATE AID-CIVIL DEF TRAINING	\$	\$	\$	\$	
240.03	STATE AID CIVIL DEFENSE-PUBLIC ED & INFO		427			
240.04	STATE AID CIVIL DEFENSE-ADMIN COST	92,830	98,032	99,907	99,907	
240.10	STATE AID CIVIL DEFENSE-OTHER	1,537	1,387	1,707	1,707	
<b>SUB TOTAL</b>		<b>\$ 94,782</b>	<b>\$ 100,273</b>	<b>\$ 101,614</b>	<b>\$ 101,614</b>	
CHARGES FOR CURRENT SERVICES						
287.09	OTHER-CIVIL DEFENSE-CITIES	\$ 49,877	\$ 52,904	\$ 51,610	\$ 51,610	
<b>SUB TOTAL</b>		<b>\$ 49,877</b>	<b>\$ 52,904</b>	<b>\$ 51,610</b>	<b>\$ 51,610</b>	
OTHER REVENUE						
290.06	REV APPL TO PY-FROM GOVT AGCY-STATE	\$ 2,375CR	\$	\$	\$	
290.07	REV APPL TO PY-FROM GOVT AGCY-FED	2,105CR				
291.02	SALE OF FIXED ASSETS - EQUIPMENT		225			
293.05	OTHER-RECOVERED EXPENDITURES	84				
<b>SUB TOTAL</b>		<b>\$ 4,396CR</b>	<b>\$ 225</b>	<b>\$</b>	<b>\$</b>	
<b>TOTAL DEPARTMENT 4700</b>		<b>\$ 140,263</b>	<b>\$ 153,402</b>	<b>\$ 153,224</b>	<b>\$ 153,224</b>	
<b>4800 FISH AND GAME COMMISSION</b>						
REVENUE FROM USE OF MONEY AND PROPERTY						
219.01	INTEREST-DEPOSITS AND INVESTMENTS	\$ 228	\$ 555	\$	\$	FISH AND GAME
<b>SUB TOTAL</b>		<b>\$ 228</b>	<b>\$ 555</b>	<b>\$</b>	<b>\$</b>	
<b>TOTAL DEPARTMENT 4800</b>		<b>\$ 228</b>	<b>\$ 555</b>	<b>\$</b>	<b>\$</b>	
<b>4900 PLANNING DEPARTMENT</b>						
LICENSES AND PERMITS						
214.01	ZONING PERMITS - VARIANCES & REZONES	\$ 36,696	\$ 81,845	\$ 80,000	\$ 80,000	
215.10	OTHER LIC & PERMITS-MISC	160	210	250	250	
<b>SUB TOTAL</b>		<b>\$ 36,856</b>	<b>\$ 82,055</b>	<b>\$ 80,250</b>	<b>\$ 80,250</b>	
AID FROM OTHER GOVERNMENTAL AGENCIES						
246.10	STATE-OTHER-OTHER STATE GRANTS	\$ 5,000	\$ 18,827	\$	\$	
258.10	FEDERAL-OTHER-OTHER FEDERAL GRANTS	270,802	99,877	729,920	736,620	
260.01	OTHER GOVERNMENTAL AGENCIES	10,000				
<b>SUB TOTAL</b>		<b>\$ 285,802</b>	<b>\$ 118,704</b>	<b>\$ 729,920</b>	<b>\$ 736,620</b>	
CHARGES FOR CURRENT SERVICES						
268.01	PLAN&ENG SERVICE-PROP OWNERS-PLAN CHECK	\$ 22,522	\$ 29,887	\$ 30,000	\$ 74,400	
268.05	PLAN&ENG SERVICE-OTHER GOVMT AGENCIES	11,432	19,178	8,000	18,000	
287.02	OTHER-COPYING-DUPLICATING-FILE DOCUMENTS	38,988	47,406	40,000	40,000	
287.07	OTHER-FEES-SERV AS WITNESS OR JUROR		45			
287.20	OTHER - MISCELLANEOUS	55				
<b>SUB TOTAL</b>		<b>\$ 72,997</b>	<b>\$ 96,516</b>	<b>\$ 78,000</b>	<b>\$ 132,400</b>	
OTHER REVENUE						
290.07	REV. APPL. TO PY-FROM GOVT AGCY STATE	\$	\$ 2,347	\$	\$	

COUNTY OF SAN DIEGO FINAL BUDGET  
1970-1971  
ANALYSIS OF REVENUES BY BUDGET UNIT  
SOURCE AND FUND  
SCHEDULE 4A

REVENUE ACCOUNT	BUDGET UNIT AND SOURCE	REVENUES OTHER THAN CURRENT PROPERTY TAXES				FUND—GENERAL, UNLESS OTHERWISE INDICATED
		ACTUAL 1968-1969	ACTUAL 1969-1970	DEPARTMENTAL ESTIMATES 1970-1971	AUDITOR ESTIMATES 1970-1971	
<b>4900 PLANNING DEPARTMENT - CONTINUED</b>						
OTHER REVENUE - CONTINUED						
292.10	OTHER SALES-MISCELLANEOUS	\$ 637	\$ 887	\$ 600	\$ 600	
293.20	OTHER-MISCELLANEOUS		141			
<b>SUB TOTAL</b>		<b>\$ 637</b>	<b>\$ 3,375</b>	<b>\$ 600</b>	<b>\$ 600</b>	
<b>TOTAL DEPARTMENT 4900</b>		<b>\$ 396,292</b>	<b>\$ 300,650</b>	<b>\$ 888,770</b>	<b>\$ 949,870</b>	
<b>5050 DEPARTMENT OF THE COUNTY ENGINEER</b>						
LICENSES AND PERMITS						
213.01	ROAD PRIVILEGES & PERMITS	\$ 36,454	\$ 42,155	\$ 39,600	\$ 39,600	ROAD
<b>SUB TOTAL</b>		<b>\$ 36,454</b>	<b>\$ 42,155</b>	<b>\$ 39,600</b>	<b>\$ 39,600</b>	
REVENUE FROM USE OF MONEY AND PROPERTY						
219.01	INTEREST - DEPOSITS & INVESTMENTS	\$ 41,907	\$ 263,786	\$ 125,000	\$ 125,000	ROAD
220.19	RENTS & CONCESSIONS - MISCL LAND & BLDGS	3,098	3,506	500	500	ROAD
220.20	RENTS & CONCESSIONS - MISCL OTHER RENTAL	2,803	3,271	2,000	2,000	ROAD
<b>SUB TOTAL</b>		<b>\$ 47,808</b>	<b>\$ 270,563</b>	<b>\$ 127,500</b>	<b>\$ 127,500</b>	
AID FROM OTHER GOVERNMENTAL AGENCIES						
224.01	STATE - HWY USERS TAX OTHER THAN 186.1	\$ 7,325,910	\$ 8,135,480	\$ 9,075,000	\$ 9,028,100	ROAD
224.02	STATE - HWY USERS TAX -V.C. SEC 186.1	1,237,041	1,331,588	1,450,000	1,450,000	ROAD
240.01	STATE AID-CIVIL DEF-COMMUN EQUIP	94		200	200	ROAD
241.01	STATE AID FOR CONST - R R CROSSINGS	23,322		9,000	9,000	ROAD
255.01	FEDERAL FOREST RESERVE REVENUE	5,688	4,718	4,700	4,700	ROAD
258.10	FEDERAL - OTHER - HIGHWAY SAFETY		14,862	150,000	150,000	ROAD
<b>SUB TOTAL</b>		<b>\$ 8,592,055</b>	<b>\$ 9,486,648</b>	<b>\$ 10,688,900</b>	<b>\$ 10,642,000</b>	
CHARGES FOR CURRENT SERVICES						
268.03	PLAN&ENG SERVICE-IMPV PLAN CK&FIELD INSP	\$ 111,001	\$ 217,465	\$ 130,000	\$ 130,000	ROAD
277.01	ROAD AND STREET SERVICES	22,761	22,293	20,000	20,000	ROAD
287.05	OTHER-SERVICE OTHER GOVMT AGENCIES	362	2,026			ROAD
287.07	OTHER-FEES FOR SERVICE WITNESS DR JUROR	870	991			ROAD
287.08	OTHER-EMPLOYEE MAINTENANCE	13,612	14,540	13,400	13,400	ROAD
<b>SUB TOTAL</b>		<b>\$ 148,606</b>	<b>\$ 257,315</b>	<b>\$ 163,400</b>	<b>\$ 163,400</b>	
OTHER REVENUE						
290.01	REVENUE APPLICABLE TO PRIOR YEARS-OTHER	\$ 14,716	\$ 9,647	\$	\$	ROAD
290.05	REV APPL TO PY-USE OF MONEY & PROP	1,100	680			ROAD
290.06	REV APPL TO PY-FROM GOVT AGCY-STATE	8,347				ROAD
290.07	REV APPL TO PY-FROM GOVT AGCY-FED	714CR				ROAD
290.08	REV APPL TO PY-CHGS FOR CURRENT SER	34,257	43CR			ROAD
291.01	SALE FIXED ASSETS-LAND&STRUCT&IMPROVEMTS	71,730	7,500			ROAD
291.02	SALE OF FIXED ASSETS-EQUIPMENT		272			ROAD
292.01	OTHER SALES-PERSONAL PROPERTY	59	281			ROAD
292.10	OTHER SALES-MISCELLANEOUS	1,280	2,318			ROAD
293.05	OTHER-RECOVERED EXPENDITURES	11,915	8,323	30,000	30,000	ROAD
293.08	OTHER-COLL OF INSURANCE CLAIMS	23				ROAD
293.10	OTHER-VOID & CANCELLED WARRANTS		193			ROAD
293.12	OTHER-COMP INSURANCE REFUND OF PREMIUM	12,754	13,859			ROAD
293.13	OTHER - INTEREST ON NOTES RECEIVABLE	4,529	7,530			ROAD
293.20	OTHER-MISCELLANEOUS					ROAD
<b>SUB TOTAL</b>		<b>\$ 159,996</b>	<b>\$ 50,560</b>	<b>\$ 30,000</b>	<b>\$ 30,000</b>	
<b>TOTAL DEPARTMENT 5050</b>		<b>\$ 8,984,919</b>	<b>\$ 10,107,241</b>	<b>\$ 11,049,400</b>	<b>\$ 11,002,500</b>	

COUNTY OF SAN DIEGO FINAL BUDGET  
1970-1971  
ANALYSIS OF REVENUES BY BUDGET UNIT  
SOURCE AND FUND  
SCHEDULE 4A

		REVENUES OTHER THAN CURRENT PROPERTY TAXES				
REVENUE ACCOUNT	BUDGET UNIT AND SOURCE	ACTUAL 1968-1969	ACTUAL 1969-1970	DEPARTMENTAL ESTIMATES 1970-1971	AUDITOR ESTIMATES 1970-1971	FUND-GENERAL, UNLESS OTHERWISE INDICATED
<b>5100 DEPARTMENT OF PUBLIC HEALTH, ADMINISTRATION</b>						
LICENSES AND PERMITS						
211.10	BUSINESS LICENSES - OTHER	\$ 98,388	\$ 180,370	\$ 152,000	\$ 200,000	
212.01	CONSTRUCTION PERMITS - TEMP OCCUPANCY		1,925	3,000	3,000	
212.05	CONSTRUCTION PERMITS - SEPTIC TANK	19,531	22,090	22,500	22,500	
<b>SUB TOTAL</b>		<b>\$ 117,919</b>	<b>\$ 204,385</b>	<b>\$ 177,500</b>	<b>\$ 225,500</b>	
AID FROM OTHER GOVERNMENTAL AGENCIES						
232.01	STATE AID FOR CRIPPLED CHILDREN SERVICES	\$ 294,015				
232.02	STATE AID FOR CRIPPLED CHILDREN-DIAGNST	61,101				
232.03	STATE AID FOR CRIPPLED CHILDREN - ADMIN	52,228				
234.02	STATE-HEALTH-ADM-SPEC PUB HEALTH	284,723	287,458	287,458	287,458	
234.03	STATE-HEALTH-ALCOHOLIC REHABILITATION	150,461				
235.01	STATE AID FOR CEREBRAL PALSY	133,791				
238.01	OTHER STATE AID FOR HEALTH-CANCER DETECT	7,566	526CR			
238.02	OTHER STATE AID FOR HEALTH - TRAIN MICRO	5,860				
247.05	FEDERAL - WELFARE ADMIN - MED ASSISTANCE	162,924				
252.01	FEDERAL - HEALTH - ADM - LOCAL COMP HEAL		92,232	98,932	98,932	
258.03	FEDERAL-OTHER-MATERNAL & CHILD HEALTH	49,897	45,597	40,597	40,597	
258.04	FEDERAL-OTHER-CHRONIC ILLNESS&AGING	92,232				
258.05	FEDERAL - OTHER - TUBERCULOSIS CONTROL	6,988	7,532			
258.10	FEDERAL-OTHER-OTHER FEDERAL GRANTS	21,747	61,852	8,000	8,000	
<b>SUB TOTAL</b>		<b>\$ 1,323,333</b>	<b>\$ 494,145</b>	<b>\$ 434,987</b>	<b>\$ 434,987</b>	
CHARGES FOR CURRENT SERVICES						
276.02	RECORDING FEES-CERT COPIES VITAL STAT	\$ 157,620	\$ 164,778	\$ 160,000	\$ 160,000	
278.01	HEALTH FEES-OTHER GOVMT AGENCIES	163,991	164,864	159,200	170,314	
278.02	HEALTH FEES-HOME NURSING SERVICES	76,228	52,106	25,000	74,000	
282.01	CRIPPLED CHILDRENS SERVICES	46,050	18CR			
287.07	OTHER-FEES FOR SERVICE WITNESS OR JUROR	51	37			
<b>SUB TOTAL</b>		<b>\$ 443,940</b>	<b>\$ 381,767</b>	<b>\$ 344,200</b>	<b>\$ 404,314</b>	
OTHER REVENUE						
290.01	REVENUE APPLICABLE TO PRIOR YEARS-OTHER		\$ 4,295			
290.06	REV APPL TO PY-FROM GOVT AGCY-STATE	8,669	18,873			
290.07	REV APPL TO PY-FROM GOVT AGCY-FED	2,421	33,620			
290.08	REV APPL TO PY-CHGS FOR CURRENT SER	710CR	1,771			
292.01	OTHER SALES-PERSONAL PROPERTY	112	226	100	100	
293.20	OTHER-MISCELLANEOUS	395	401	300	300	
<b>SUB TOTAL</b>		<b>\$ 10,887</b>	<b>\$ 59,186</b>	<b>\$ 400</b>	<b>\$ 400</b>	
<b>TOTAL DEPARTMENT 5100</b>		<b>\$ 1,896,079</b>	<b>\$ 1,139,483</b>	<b>\$ 957,087</b>	<b>\$ 1,065,201</b>	
<b>5110 ALCOHOLISM DETOXIFICATION</b>						
AID FROM OTHER GOVERNMENTAL AGENCIES						
234.03	STATE - HEALTH - ALCOHOLIC REHABILITATIO				\$ 92,490	
<b>SUB TOTAL</b>					<b>\$ 92,490</b>	
<b>TOTAL DEPARTMENT 5110</b>					<b>\$ 92,490</b>	
<b>5150 DEPARTMENT OF PUBLIC HEALTH AIR POLLUTION CONTROL DISTRICT</b>						
LICENSES AND PERMITS						
215.10	OTHER LICENSES & PERMITS - MISCELLANEOUS		\$ 2,540	\$ 5,000	\$ 5,000	

COUNTY OF SAN DIEGO FINAL BUDGET  
1970-1971  
ANALYSIS OF REVENUES BY BUDGET UNIT  
SOURCE AND FUND  
SCHEDULE 4A

REVENUES OTHER THAN CURRENT PROPERTY TAXES

REVENUE ACCOUNT	BUDGET UNIT AND SOURCE	ACTUAL 1968-1969	ACTUAL 1969-1970	DEPARTMENTAL ESTIMATES 1970-1971	AUDITOR ESTIMATES 1970-1971	FUND- GENERAL, UNLESS OTHERWISE INDICATED
<b>5150 DEPARTMENT OF PUBLIC HEALTH AIR POLLUTION CONTROL DISTRICT - CONTINUED</b>						
LICENSES AND PERMITS - CONTINUED						
<b>SUB TOTAL</b>		\$	\$ 2,540	\$ 5,000	\$ 5,000	
AID FROM OTHER GOVERNMENTAL AGENCIES						
258.10 FEDERAL - OTHER FEDERAL GRANTS		\$	\$ 43,830	\$ 130,000	\$ 144,000	
<b>SUB TOTAL</b>		\$	\$ 43,830	\$ 130,000	\$ 144,000	
<b>TOTAL DEPARTMENT 5150</b>		\$	\$ 46,370	\$ 135,000	\$ 149,000	
<b>5160 DEPARTMENT OF PUBLIC HEALTH, ALCOHOLISM CLINIC</b>						
AID FROM OTHER GOVERNMENTAL AGENCIES						
234.03 STATE - HEALTH - ALCOHOLIC REHABILITATIO		\$	\$ 196,883	\$ 255,305	\$ 261,400	
<b>SUB TOTAL</b>		\$	\$ 196,883	\$ 255,305	\$ 261,400	
<b>TOTAL DEPARTMENT 5160</b>		\$	\$ 196,883	\$ 255,305	\$ 261,400	
<b>5170 DEPARTMENT OF PUBLIC HEALTH, CRIPPLED CHILDREN SERVICES</b>						
AID FROM OTHER GOVERNMENTAL AGENCIES						
232.01 STATE AID FOR CRIPPLED CHILDREN SERVICES		\$	\$ 737,710	\$ 819,225	\$ 819,225	
232.03 STATE AID FOR CRIPPLED CHILDREN - ADMIN			53,013	47,506	47,506	
<b>SUB TOTAL</b>		\$	\$ 790,723	\$ 866,731	\$ 866,731	
CHARGES FOR CURRENT SERVICES						
282.01 CRIPPLED CHILDRENS SERVICES		\$	\$ 40,360	\$ 50,000	\$ 62,000	
<b>SUB TOTAL</b>		\$	\$ 40,360	\$ 50,000	\$ 62,000	
<b>TOTAL DEPARTMENT 5170</b>		\$	\$ 831,083	\$ 916,731	\$ 928,731	
<b>5180 DEPARTMENT OF PUBLIC HEALTH, MEDICAL CONSULTATIVE SERVICES</b>						
AID FROM OTHER GOVERNMENTAL AGENCIES						
247.05 FEDERAL - WELFARE ADMIN - MED ASSISTANCE		\$	\$ 184,100	\$ 218,577	\$ 232,505	
<b>SUB TOTAL</b>		\$	\$ 184,100	\$ 218,577	\$ 232,505	
<b>TOTAL DEPARTMENT 5180</b>		\$	\$ 184,100	\$ 218,577	\$ 232,505	
<b>5200 DEPARTMENT OF MEDICAL INSTITUTIONS, COMMUNITY MENTAL HEALTH</b>						
AID FROM OTHER GOVERNMENTAL AGENCIES						
236.01 STATE AID FOR MENTAL HEALTH-SHORT DOYLE		\$ 1,209,945	\$ 4,919,994	\$ 6,704,871	\$ 6,579,470	
258.06 FEDERAL-OTHER-COM MENTAL HEALTH-NIMH		20,327	62,077	98,629	98,627	
<b>SUB TOTAL</b>		\$ 1,230,272	\$ 4,982,071	\$ 6,803,500	\$ 6,678,097	
CHARGES FOR CURRENT SERVICES						
287.02 OTHER-COPYING, DUPL, FILING DOCUMENTS		\$ 66	\$ 21	\$	\$	
287.07 OTHER-FEES-SERV. AS WITNESS OR JUROR			46			

COUNTY OF SAN DIEGO FINAL BUDGET  
1970-1971  
ANALYSIS OF REVENUES BY BUDGET UNIT  
SOURCE AND FUND  
SCHEDULE 4A

REVENUES OTHER THAN CURRENT PROPERTY TAXES

REVENUE ACCOUNT	BUDGET UNIT AND SOURCE	ACTUAL 1968-1969	ACTUAL 1969-1970	DEPARTMENTAL ESTIMATES 1970-1971	AUDITOR ESTIMATES 1970-1971	FUND-GENERAL, UNLESS OTHERWISE INDICATED
<b>5200 DEPARTMENT OF MEDICAL INSTITUTIONS, COMMUNITY MENTAL HEALTH - CONTINUED</b>						
CHARGES FOR CURRENT SERVICES - CONTINUED						
287.08	EMPLOYEE MAINTENANCE	\$	\$ 3,456	\$ 7,722	\$ 7,722	
<b>SUB TOTAL</b>		\$ 66	\$ 3,523	\$ 7,722	\$ 7,722	
OTHER REVENUE						
290.06	REVENUE APPLICABLE TO PRIOR YEARS-STATE	\$ 6,628	\$ 105,538CR	\$	\$	
290.07	REV APPL TO PY-FROM GOVT AGCY-FED		191CR			
293.05	OTHER-RECOVERED EXPENDITURES		4			
<b>SUB TOTAL</b>		\$ 6,628	\$ 105,725CR	\$	\$	
<b>TOTAL DEPARTMENT 5200</b>		\$ 1,236,966	\$ 4,879,869	\$ 6,811,222	\$ 6,685,819	
<b>5470 DEPARTMENT OF PUBLIC WORKS, REFUSE DISPOSAL DIVISION</b>						
LICENSES AND PERMITS						
211.06	BUSINESS LICENSES - GARBAGE & RUBBISH	\$ 12,870	\$ 17,218	\$	\$	
<b>SUB TOTAL</b>		\$ 12,870	\$ 17,218	\$	\$	
CHARGES FOR CURRENT SERVICES						
280.04	SANITATION SERVICES-REFUSE DISPOSAL FEES	\$ 484,132	\$ 588,759	\$	\$	
<b>SUB TOTAL</b>		\$ 484,132	\$ 588,759	\$	\$	
OTHER REVENUE						
291.02	SALE OF FIXED ASSETS-EQUIPMENT	\$ 12,000	\$ 9,000	\$	\$	
293.05	OTHER RECOVERED EXPENDITURES		43			
<b>SUB TOTAL</b>		\$ 12,000	\$ 9,043	\$	\$	
<b>TOTAL DEPARTMENT 5470</b>		\$ 509,002	\$ 615,020	\$	\$	
<b>5480 DEPARTMENT OF SANITATION &amp; FLOOD CONTROL</b>						
LICENSES AND PERMITS						
211.06	BUSINESS LICENSES - GARBAGE & RUBBISH	\$	\$	\$ 12,000	\$ 12,000	
215.10	OTHER LIC. & PERMITS-MISC		461			
<b>SUB TOTAL</b>		\$	\$ 461	\$ 12,000	\$ 12,000	
REVENUE FROM USE OF MONEY AND PROPERTY						
219.01	INTEREST - DEPOSITS & INVESTMENTS	\$ 199	\$ 144	\$	\$	
<b>SUB TOTAL</b>		\$ 199	\$ 144	\$	\$	
CHARGES FOR CURRENT SERVICES						
262.01	ACCOUNTING & AUDITING FEES	\$ 77,875	\$ 65,010	\$ 48,000	\$ 48,000	
268.01	PLAN&ENG SERVICE-PROP OWNERS-PLAN CHECK	18,382	22,807	26,000	26,000	
268.02	PLAN&ENG SERVICE-PLAN PREP&SUPV-SP ASSMT	98,166	74,207	91,000	91,000	
280.01	SANITATION SERVICES-SERV PROP OWNERS	268,527	233,694	238,000	238,000	
280.03	SANITATION SERVICES-OTHER GOVMT AGENCIES	909,435	1,006,578	1,037,000	1,087,000	
280.04	SANITATION SERVICES - REFUSE DISPOSAL FE			745,000	745,000	
287.07	OTHER-FEES FOR SERVICE WITNESS OR JUROR	285	79			
<b>SUB TOTAL</b>		\$ 1,372,670	\$ 1,402,375	\$ 2,185,000	\$ 2,235,000	
OTHER REVENUE						
290.01	REVENUE APPLICABLE TO PRIOR YEARS-OTHER	\$ 31,713	\$ 6,830	\$	\$	

COUNTY OF SAN DIEGO FINAL BUDGET  
1970-1971

ANALYSIS OF REVENUES BY BUDGET UNIT  
SOURCE AND FUND  
SCHEDULE 4A

REVENUES OTHER THAN CURRENT PROPERTY TAXES

REVENUE ACCOUNT	BUDGET UNIT AND SOURCE	ACTUAL 1968-1969	ACTUAL 1969-1970	DEPARTMENTAL ESTIMATES 1970-1971	AUDITOR ESTIMATES 1970-1971	FUND-GENERAL, UNLESS OTHERWISE INDICATED
<b>5480 DEPARTMENT OF SANITATION &amp; FLOOD CONTROL - CONTINUED</b>						
OTHER REVENUE - CONTINUED						
290.08	REV APPL TO PY CHGS FOR CURRENT SERVICE	\$	\$ 15,384	CR \$	\$	
292.10	OTHER SALES-MISCELLANEOUS		246			
293.05	OTHER-RECOVERED EXPENDITURES		449			
293.20	OTHER-MISCELLANEOUS	30CR 117	622			
<b>SUB TOTAL</b>		<b>\$ 31,800</b>	<b>\$ 7,237</b>	<b>CR \$</b>	<b>\$</b>	
<b>TOTAL DEPARTMENT 5480</b>		<b>\$ 1,404,669</b>	<b>\$ 1,395,743</b>	<b>\$ 2,197,000</b>	<b>\$ 2,247,000</b>	
<b>5500 DEPARTMENT OF PUBLIC WELFARE, ADMINISTRATION</b>						
REVENUE FROM USE OF MONEY AND PROPERTY						
220.20	RENTS & CONCESSIONS - MISCL OTHER RENTAL	\$ 22	\$ 46	\$	\$	
<b>SUB TOTAL</b>		<b>\$ 22</b>	<b>\$ 46</b>	<b>\$</b>	<b>\$</b>	
AID FROM OTHER GOVERNMENTAL AGENCIES						
228.01	STATE - WELFARE ADM-BOARD HOME FOR AGED	\$ 134,810	\$ 15,633	\$ 18,000	\$ 18,000	
228.04	STATE - WELFARE ADM-EDUCATION STIPENDS	97,757	100,451	140,000	140,000	
228.05	STATE-WELFARE ADM-CHILD CARE PLANS	10,813				
228.06	STATE-WELFARE ADM-NEEDS OLDER CHLD	14,918	5,982	3,000		
228.07	STATE-WELFARE ADM-SERVICE CENTER	46,497				
228.08	STATE-WEL ADM-SERVICE CENTER-WIN	28,221	78,932			
228.10	STATE - WEL ADM-SERVICE ADULT RECIPIENTS	5,832	272			
228.11	ST. WEL. ADM-WORK INCENTIVE PROGRAM		48,245			
228.12	STATE - WELFARE ADM-DAY CARE	1,673				
228.14	STATE - WEL ADM-COORD SERV MENTALLY RETD	368				
229.01	STATE AID FOR AGED-OLD AGE SECURITY	7,653,160	8,523,045	8,991,868	8,965,530	
230.01	STATE AID FOR BLIND-OTHER	440,610	510,084	640,338	640,338	
230.02	STATE AID FOR BLIND-A.P.S.B.	71,922	80,117			
231.01	STATE AID FOR CHLDN-FAM W/DEP CHLDN-F.G.	7,225,374	9,982,633	11,902,970	11,902,970	
231.02	STATE AID FOR CHILDREN - B.H.&I.	976,077	1,011,846	1,273,054	1,183,997	
231.03	STATE AID-ADOPTIONS		4,324			
233.01	STATE AID FOR DISABLED	4,009,010	5,111,241	6,163,880	5,698,740	
247.01	FEDERAL WELFARE ADM-OLD AGE SECURITY	1,214,091	1,468,935	2,217,000	2,091,000	
247.02	FEDERAL WELFARE ADM-BLIND	87,095	120,473	159,000	150,000	
247.03	FEDERAL WELFARE ADM-AID FAM DEP CHILDREN	5,484,550	6,786,744	7,998,000	7,543,300	
247.04	FEDERAL WELFARE ADM-DISABLED	1,384,182	1,424,864	3,569,000	3,366,600	
247.05	FEDERAL WELFARE ADM-MEDICAL ASSISTANCE	398,820	803,795	720,000	870,400	
247.06	FEDERAL WELFARE ADM-CHILD WELFARE SERV	60,145	125,900			
247.07	FEDERAL WELFARE ADM-WORK EXP & TRAINING	18,762		1,360,000	1,360,000	
247.08	FEDERAL WELFARE ADM-PRESCHOOL EDUCATION	7,959	15,899	17,000	15,700	
248.01	FEDERAL AID FOR AGED-OLD AGE SECURITY	8,905,923	9,914,984	10,466,746	10,433,142	
249.01	FEDERAL AID FOR BLIND	582,231	679,374	727,344	727,344	
250.01	FEDERAL AID FOR CHILDREN-FAM DEP CHILDRN	9,688,646	13,550,575	16,037,762	16,037,762	
250.02	FEDERAL AID FOR CHILDREN-B.H.&I.	332,056	544,918	629,773	583,883	
251.01	FEDERAL AID FOR DISABLED	4,332,709	5,803,257	6,659,728	6,157,170	
258.02	FEDERAL-OTHER-CUBAN REFUGEES	23,888	52,644	29,000	35,000	
258.10	FEDERAL-OTHER-OTHER FEDERAL GRANTS	2,660	2,686	50,000	50,000	
<b>SUB TOTAL</b>		<b>\$ 53,240,759</b>	<b>\$ 66,767,853</b>	<b>\$ 79,773,463</b>	<b>\$ 77,972,876</b>	
CHARGES FOR CURRENT SERVICES						
287.07	OTHER-FEES FOR SERVICE WITNESS OR JUROR	\$ 1,075	\$ 2,313	\$	\$	
<b>SUB TOTAL</b>		<b>\$ 1,075</b>	<b>\$ 2,313</b>	<b>\$</b>	<b>\$</b>	
OTHER REVENUE						
290.01	REVENUE APPLICABLE TO PRIOR YEARS-OTHER	\$ 58,131	\$	\$	\$	



COUNTY OF SAN DIEGO FINAL BUDGET  
1970-1971

ANALYSIS OF REVENUES BY BUDGET UNIT  
SOURCE AND FUND  
SCHEDULE 4A

REVENUES OTHER THAN CURRENT PROPERTY TAXES

REVENUE ACCOUNT	BUDGET UNIT AND SOURCE	ACTUAL 1968-1969	ACTUAL 1969-1970	DEPARTMENTAL ESTIMATES 1970-1971	AUDITOR ESTIMATES 1970-1971	FUND-GENERAL, UNLESS OTHERWISE INDICATED
<b>5500 DEPARTMENT OF PUBLIC WELFARE, ADMINISTRATION - CONTINUED</b>						
OTHER REVENUE - CONTINUED						
290.07 REV APPL TO PY-FROM GOVT AGCY-FED		\$	\$ 48,967CR	\$	\$	
293.05 OTHER-RECOVERED EXPENDITURES		53,503	75,597	65,000	80,000	
<b>SUB TOTAL</b>		<b>\$ 111,634</b>	<b>\$ 26,630</b>	<b>\$ 65,000</b>	<b>\$ 80,000</b>	
<b>TOTAL DEPARTMENT 5500</b>		<b>\$ 53,353,490</b>	<b>\$ 66,796,842</b>	<b>\$ 79,838,463</b>	<b>\$ 78,052,876</b>	
<b>5509 DEPARTMENT OF PUBLIC WELFARE, ADOPTIONS</b>						
AID FROM OTHER GOVERNMENTAL AGENCIES						
228.03 STATE - ADMINISTRATION-ADOPTION SERVICES		\$ 1,003,780	\$ 1,399,622	\$ 1,677,261	\$ 1,681,970	
228.13 STATE - ADMINISTRATION-MATERNITY CARE		14,913	23,368			
<b>SUB TOTAL</b>		<b>\$ 1,018,693</b>	<b>\$ 1,422,990</b>	<b>\$ 1,677,261</b>	<b>\$ 1,681,970</b>	
CHARGES FOR CURRENT SERVICES						
281.01 ADOPTION FEES-PENDING ADOPTION		\$ 99,875	\$ 147,058	\$ 154,050	\$ 118,650	
<b>SUB TOTAL</b>		<b>\$ 99,875</b>	<b>\$ 147,058</b>	<b>\$ 154,050</b>	<b>\$ 118,650</b>	
OTHER REVENUE						
290.06 REVENUE APPLICABLE TO PRIOR YEARS-STATE		\$ 4,858	\$	\$	\$	
<b>SUB TOTAL</b>		<b>\$ 4,858</b>	<b>\$</b>	<b>\$</b>	<b>\$</b>	
<b>TOTAL DEPARTMENT 5509</b>		<b>\$ 1,123,426</b>	<b>\$ 1,570,048</b>	<b>\$ 1,831,311</b>	<b>\$ 1,800,620</b>	
<b>6000 DEPARTMENT OF MEDICAL INSTITUTIONS, ADMINISTRATION AND GNRL SERV</b>						
AID FROM OTHER GOVERNMENTAL AGENCIES						
237.01 STATE AID FOR TUBERCULOSIS CONTROL		\$ 47,958	\$ 31,463	\$	\$	
<b>SUB TOTAL</b>		<b>\$ 47,958</b>	<b>\$ 31,463</b>	<b>\$</b>	<b>\$</b>	
CHARGES FOR CURRENT SERVICES						
283.02 INSTITUTIONAL CARE&SERVICE-HOSPITALS		\$ 2,816	\$ 636	\$	\$	
287.07 OTHER-FEES-SERV AS WITNESS OR JUROR		110	180			
287.08 OTHER-EMPLOYEE MAINTENANCE		1,690	1,721	1,808	1,808	
287.20 CHARGES FOR CURRENT SERVICES - MISC			6,965	1,750	1,750	
<b>SUB TOTAL</b>		<b>\$ 4,616</b>	<b>\$ 9,502</b>	<b>\$ 3,558</b>	<b>\$ 3,558</b>	
OTHER REVENUE						
290.01 REV APPL TO PY-OTHER REVENUE		\$ 354	\$	\$	\$	
290.06 REVENUE APPLICABLE TO PRIOR YEARS-STATE		1,059CR	4,551CR			
293.05 OTHER-RECOVERED EXPENDITURES		19	2,944			
<b>SUB TOTAL</b>		<b>\$ 686CR</b>	<b>\$ 1,607CR</b>	<b>\$</b>	<b>\$</b>	
<b>TOTAL DEPARTMENT 6000</b>		<b>\$ 51,888</b>	<b>\$ 39,358</b>	<b>\$ 3,558</b>	<b>\$ 3,558</b>	
<b>6100 DEPARTMENT OF MEDICAL INSTITUTIONS, S. D. CO - UNIV. HOSP.</b>						
REVENUE FROM USE OF MONEY AND PROPERTY						
220.02 RENTS & CONCESSIONS - CO/UNIV HOSP		\$ 175,563	\$ 254,400	\$ 265,790	\$ 265,790	

COUNTY OF SAN DIEGO FINAL BUDGET  
1970-1971  
ANALYSIS OF REVENUES BY BUDGET UNIT  
SOURCE AND FUND  
SCHEDULE 4A

REVENUES OTHER THAN CURRENT PROPERTY TAXES

REVENUE ACCOUNT	BUDGET UNIT AND SOURCE	ACTUAL 1968-1969	ACTUAL 1969-1970	DEPARTMENTAL ESTIMATES 1970-1971	AUDITOR ESTIMATES 1970-1971	FUND- GENERAL, UNLESS OTHERWISE INDICATED
<b>6100 DEPARTMENT OF MEDICAL INSTITUTIONS, S. D. CO - UNIV. HOSP. - CONTINUED</b>						
REVENUE FROM USE OF MONEY AND PROPERTY - CONTINUED						
<b>SUB TOTAL</b>		\$ 175,563	\$ 254,400	\$ 265,790	\$ 265,790	
CHARGES FOR CURRENT SERVICES						
287.07 OTHER-FEES-SERV. AS WITNESS OR JUROR		\$ 120	\$	\$	\$	
<b>SUB TOTAL</b>		\$ 120	\$	\$	\$	
OTHER REVENUE						
290.01 REVENUE APPLICABLE TO PRIOR YEARS-OTHER		\$ 35	\$	\$	\$	
290.05 REV APPL TO PY-USE OF MONEY & PROP		2,260CR	5,391			
<b>SUB TOTAL</b>		\$ 2,225CR	\$ 5,391	\$	\$	
<b>TOTAL DEPARTMENT 6100</b>		\$ 173,458	\$ 259,791	\$ 265,790	\$ 265,790	
<b>6500 DEPARTMENT OF MEDICAL INSTITUTIONS, EDGEWOOD GERIATRIC HOSPITAL</b>						
REVENUE FROM USE OF MONEY AND PROPERTY						
220.10 RENTS & CONCESSIONS - GERIATRIC HOSPITAL		\$ 24	\$ 24	\$ 24	\$ 24	
220.20 RENTS & CONCESSIONS - MISCL OTHER RENTAL		275	219	186	186	
<b>SUB TOTAL</b>		\$ 299	\$ 243	\$ 210	\$ 210	
CHARGES FOR CURRENT SERVICES						
283.01 INST CARE & SERV-UNCOMPENSATED COSTS		\$	\$ 301,011	\$	\$	
283.02 INSTITUTIONAL CARE&SERVICE-HOSPITALS		2,732,176	301,565			
287.01 OTHER-SERVICE TO EMPLOYEES&OTHERS		6,321	6,279	6,006	6,006	
287.07 OTHER-FEES FOR SERVICE WITNESS OR JUROR		384	365			
287.08 OTHER-EMPLOYEE MAINTENANCE		9,336	9,808	9,326	9,326	
<b>SUB TOTAL</b>		\$ 2,748,217	\$ 619,028	\$ 15,332	\$ 15,332	
OTHER REVENUE						
290.06 REV APPL TO PY-FROM GOVNT AGCY STATE		\$	\$ 170	\$	\$	
290.08 REV APPL TO PY-CHGS FOR CURR SERVICE		2,278CR	38,548CR			
291.02 SALE OF FIXED ASSETS-EQUIPMENT		1,000				
293.08 OTHER - COLL OF INSURANCE CLAIMS			176			
293.09 OTHER-TRANSFERS FROM OTHER FUNDS		42				
293.13 OTHER-INTEREST ON NOTES REC		2,518	688			
293.20 OTHER-MISCELLANEOUS		35	31	340	340	
<b>SUB TOTAL</b>		\$ 1,317	\$ 37,483CR	\$ 340	\$ 340	
<b>TOTAL DEPARTMENT 6500</b>		\$ 2,749,833	\$ 581,788	\$ 15,882	\$ 15,882	
<b>6800 VETERANS SERVICE OFFICER</b>						
AID FROM OTHER GOVERNMENTAL AGENCIES						
245.01 STATE AID FOR VETERANS AFFAIRS		\$ 24,543	\$ 22,959	\$ 24,250	\$ 24,250	
<b>SUB TOTAL</b>		\$ 24,543	\$ 22,959	\$ 24,250	\$ 24,250	
<b>TOTAL DEPARTMENT 6800</b>		\$ 24,543	\$ 22,959	\$ 24,250	\$ 24,250	
<b>7020 DEPARTMENT OF EDUCATION, ADMINISTRATION</b>						
REVENUE FROM USE OF MONEY AND PROPERTY						
220.13 RENTS & CONCESSIONS-DEPT OF ED CENTER		\$	\$	\$ 10,000	\$ 10,000	

COUNTY OF SAN DIEGO FINAL BUDGET  
1970-1971

ANALYSIS OF REVENUES BY BUDGET UNIT  
SOURCE AND FUND  
SCHEDULE 4A

REVENUES OTHER THAN CURRENT PROPERTY TAXES

REVENUE ACCOUNT	BUDGET UNIT AND SOURCE	ACTUAL 1968-1969	ACTUAL 1969-1970	DEPARTMENTAL ESTIMATES 1970-1971	AUDITOR ESTIMATES 1970-1971	FUND-GENERAL, UNLESS OTHERWISE INDICATED
<b>7020 DEPARTMENT OF EDUCATION, ADMINISTRATION - CONTINUED</b>						
REVENUE FROM USE OF MONEY AND PROPERTY - CONTINUED						
<b>SUB TOTAL</b>		\$	\$	\$ 10,000	\$ 10,000	
AID FROM OTHER GOVERNMENTAL AGENCIES						
258.10	FEDERAL - OTHER - OTHER FEDERAL GRANTS	\$ 8,381	\$	\$	\$	
<b>SUB TOTAL</b>		\$ 8,381	\$	\$	\$	
CHARGES FOR CURRENT SERVICES						
287.02	OTHER-COPYING-DUPLICATING-FILE DOCUMENTS	\$ 13	\$ 10	\$	\$	
287.07	OTHER-FEES FOR SERVICE WITNESS OR JUROR	70	20			
<b>SUB TOTAL</b>		\$ 83	\$ 30	\$	\$	
OTHER REVENUE						
291.02	SALE OF FIXED ASSETS-EQUIPMENT	\$ 230	\$ 200	\$	\$	
293.05	RECOVERED EXPENDITURES	96,442	49,076	200	200	
<b>SUB TOTAL</b>		\$ 96,672	\$ 49,276	\$ 200	\$ 200	
<b>TOTAL DEPARTMENT 7020</b>		\$ 105,136	\$ 49,306	\$ 10,200	\$ 10,200	
<b>7150 COUNTY LIBRARY</b>						
REVENUE FROM USE OF MONEY AND PROPERTY						
219.01	INTEREST-DEPOSITS & INVESTMENTS	\$	\$ 1,522	\$ 750	\$ 750	LIBRARY
220.20	RENTS & CONCESSIONS - MISCL OTHER RENTAL	55	52	65	65	LIBRARY
<b>SUB TOTAL</b>		\$ 55	\$ 1,574	\$ 815	\$ 815	
AID FROM OTHER GOVERNMENTAL AGENCIES						
258.07	FEDERAL-OTHER-BOOK COLLECTION ENRICHMENT	\$ 3,739	\$	\$	\$	LIBRARY
<b>SUB TOTAL</b>		\$ 3,739	\$	\$	\$	
CHARGES FOR CURRENT SERVICES						
285.01	LIBRARY SERVICES	\$ 40,080	\$ 44,435	\$ 42,000	\$ 42,000	LIBRARY
<b>SUB TOTAL</b>		\$ 40,080	\$ 44,435	\$ 42,000	\$ 42,000	
OTHER REVENUE						
291.02	SALE OF FIXED ASSETS-EQUIPMENT	\$	\$ 46	\$	\$	LIBRARY
292.01	OTHER SALES-PERSONAL PROPERTY	97	38	50	50	LIBRARY
293.05	OTHER-RECOVERED EXPENDITURES	219	598			LIBRARY
293.10	OTHER-VOIDED & CANCELLED WARRANTS	1	3			LIBRARY
293.12	OTHER-COMP INSURANCE REFUND OF PREMIUM	173	183			LIBRARY
293.20	OTHER-MISCELLANEOUS	400				LIBRARY
<b>SUB TOTAL</b>		\$ 890	\$ 868	\$ 50	\$ 50	
<b>TOTAL DEPARTMENT 7150</b>		\$ 44,764	\$ 46,877	\$ 42,865	\$ 42,865	
<b>7300 DEPARTMENT OF PARKS AND RECREATION</b>						
REVENUE FROM USE OF MONEY AND PROPERTY						
220.07	RENTS & CONCESSIONS - PARKS & POOLS	\$ 3,376	\$ 4,008	\$ 3,000	\$ 3,000	

COUNTY OF SAN DIEGO FINAL BUDGET  
1970-1971  
ANALYSIS OF REVENUES BY BUDGET UNIT  
SOURCE AND FUND  
SCHEDULE 4A

REVENUE ACCOUNT	BUDGET UNIT AND SOURCE	REVENUES OTHER THAN CURRENT PROPERTY TAXES				FUND- GENERAL, UNLESS OTHERWISE INDICATED
		ACTUAL 1968-1969	ACTUAL 1969-1970	DEPARTMENTAL ESTIMATES 1970-1971	AUDITOR ESTIMATES 1970-1971	
<b>7300 DEPARTMENT OF PARKS AND RECREATION - CONTINUED</b>						
REVENUE FROM USE OF MONEY AND PROPERTY - CONTINUED						
220.09	RENTS & CONCESSIONS - COMMUNITY CNTR BLD	\$ 2,007	\$ 2,400	\$ 2,000	\$ 2,000	
<b>SUB TOTAL</b>		<b>\$ 5,383</b>	<b>\$ 6,408</b>	<b>\$ 5,000</b>	<b>\$ 5,000</b>	
CHARGES FOR CURRENT SERVICES						
286.01	PARK&RECREATION FEES-SWIM POOL&LIFEGUARD	\$ 9,038	\$ 11,112	\$ 1,800	\$ 1,800	
286.02	PARK&RECREATION FEES-PARK&CAMPING	69,356	83,040	75,000	85,000	
286.03	PARK&RECREATION FEES-SERV OTHER GOVMTS	1,713	2,093	1,800	1,800	
287.04	OTHER-CITY-COUNTY MUSIC PROGRAM	8,500	8,500	8,000	8,000	
287.05	OTHER-SERV TO OTHER GOVMT AGENCY	411	479	550	550	
287.07	OTHER-FEES-SERV AS WITNESS OR JUROR	110	88			
287.08	OTHER-EMPLOYEE MAINTENANCE	10,887	11,024	11,000	11,000	
<b>SUB TOTAL</b>		<b>\$ 100,015</b>	<b>\$ 116,336</b>	<b>\$ 98,150</b>	<b>\$ 108,150</b>	
OTHER REVENUE						
290.01	REV APPL TO PY-OTHER REVENUE	\$	\$ 408CR	\$	\$	
290.08	REV APPL TO PY-CHGS FOR CURR SERVICE		37			
292.01	OTHER SALES-PERSONAL PROPERTY		21			
292.10	OTHER SALES-MISCELLANEOUS		92			
293.05	OTHER-RECOVERED EXPENDITURES		872			
<b>SUB TOTAL</b>		<b>\$ 1,022</b>	<b>\$ 72</b>	<b>\$</b>	<b>\$</b>	
<b>TOTAL DEPARTMENT 7300</b>		<b>\$ 106,420</b>	<b>\$ 122,816</b>	<b>\$ 103,150</b>	<b>\$ 113,150</b>	
<b>7400 SAN DIEGO CITY-COUNTY CAMP COMMISSION, HEADQUARTERS &amp; FACILITIES</b>						
REVENUE FROM USE OF MONEY AND PROPERTY						
219.01	INTEREST-DEPOSITS & INVESTMENTS	\$	\$ 451	\$	\$	S.D.C.-C.C.C.
<b>SUB TOTAL</b>		<b>\$</b>	<b>\$ 451</b>	<b>\$</b>	<b>\$</b>	
CHARGES FOR CURRENT SERVICES						
284.01	EDUCATIONAL SERVICE-OTHER GOVMT AGENCIES	\$ 23,572	\$ 24,812	\$ 103,341	\$ 97,184	
<b>SUB TOTAL</b>		<b>\$ 23,572</b>	<b>\$ 24,812</b>	<b>\$ 103,341</b>	<b>\$ 97,184</b>	
OTHER REVENUE						
290.01	REVENUE APPLICABLE TO PRIOR YEARS-OTHER	\$ 857CR	\$	\$	\$	
290.01	REVENUE APPLICABLE TO PRIOR YEARS-OTHER	125CR				
290.06	REV. APPL. TO PY-FROM GOVT AGENCY-STATE		71			S.D.C.-C.C.C.
293.05	OTHER-RECOVERED EXPENDITURES	65,179	15			S.D.C.-C.C.C.
293.05	OTHER-RECOVERED EXPENDITURES		715			S.D.C.-C.C.C.
293.20	OTHER-MISCELLANEOUS					
<b>SUB TOTAL</b>		<b>\$ 64,197</b>	<b>\$ 801</b>	<b>\$</b>	<b>\$</b>	
<b>TOTAL DEPARTMENT 7400</b>		<b>\$ 87,769</b>	<b>\$ 26,064</b>	<b>\$ 103,341</b>	<b>\$ 97,184</b>	
<b>7410 SAN DIEGO CITY-COUNTY CAMP COMMISSION, CAMPING - CUYAMACA</b>						
REVENUE FROM USE OF MONEY AND PROPERTY						
220.20	RENTS & CONCESS-MISC OTHER RENT	\$ 1	\$	\$	\$	S.D.C.-C.C.C.
<b>SUB TOTAL</b>		<b>\$ 1</b>	<b>\$</b>	<b>\$</b>	<b>\$</b>	
AID FROM OTHER GOVERNMENTAL AGENCIES						
246.05	STATE-OTHER-SCHOOL LUNCH PROGRAM	\$ 1,417	\$ 1,289	\$	\$	S.D.C.-C.C.C.

COUNTY OF SAN DIEGO FINAL BUDGET  
1970-1971

ANALYSIS OF REVENUES BY BUDGET UNIT  
SOURCE AND FUND  
SCHEDULE 4A

REVENUES OTHER THAN CURRENT PROPERTY TAXES

REVENUE ACCOUNT	BUDGET UNIT AND SOURCE	ACTUAL 1968-1969	ACTUAL 1969-1970	DEPARTMENTAL ESTIMATES 1970-1971	AUDITOR ESTIMATES 1970-1971	FUND-GENERAL, UNLESS OTHERWISE INDICATED
<b>7410 SAN DIEGO CITY-COUNTY CAMP COMMISSION, CAMPING - CUYAMACA - CONTINUED</b>						
AID FROM OTHER GOVERNMENTAL AGENCIES - CONTINUED						
246.06	STATE-OTHER-SCHOOL MILK PROGRAM	\$ 1,296	\$ 1,800	\$	\$	S.D.C.-C.C.C.
<b>SUB TOTAL</b>		<b>\$ 2,713</b>	<b>\$ 3,089</b>	<b>\$</b>	<b>\$</b>	
CHARGES FOR CURRENT SERVICES						
286.04	OTHER-PARK & CAMPING-SCHOOLS	\$ 83,007	\$ 107,352	\$	\$	S.D.C.-C.C.C.
286.05	OTHER-PARK & CAMPING-SAFETY PATROL		3,126			S.D.C.-C.C.C.
286.06	OTHER-PARK & CAMPING-SUMMER CAMP	477	22,263			S.D.C.-C.C.C.
286.07	OTHER-PARK & CAMPING-WK ENDS & SPEC	14,658	26,692			S.D.C.-C.C.C.
287.01	OTHER-SERVICE TO EMPLOYEES & OTHERS	5,201	6,488			S.D.C.-C.C.C.
287.08	OTHER-EMPLOYEE MAINTENANCE	1,962	3,537			S.D.C.-C.C.C.
<b>SUB TOTAL</b>		<b>\$ 105,305</b>	<b>\$ 169,458</b>	<b>\$</b>	<b>\$</b>	
OTHER REVENUE						
293.12	OTHER-COMP INSURANCE REFUND	\$ 328	\$	\$	\$	S.D.C.-C.C.C.
<b>SUB TOTAL</b>		<b>\$ 328</b>	<b>\$</b>	<b>\$</b>	<b>\$</b>	
<b>TOTAL DEPARTMENT 7410</b>		<b>\$ 108,347</b>	<b>\$ 172,547</b>	<b>\$</b>	<b>\$</b>	
<b>7415 SAN DIEGO CITY-COUNTY CAMP COMMISSION, CAMPING - PALOMAR</b>						
REVENUE FROM USE OF MONEY AND PROPERTY						
220.20	RENTS & CONCESS-MISC OTHER RENT	\$ 2	\$	\$	\$	S.D.C.-C.C.C.
<b>SUB TOTAL</b>		<b>\$ 2</b>	<b>\$</b>	<b>\$</b>	<b>\$</b>	
AID FROM OTHER GOVERNMENTAL AGENCIES						
246.05	STATE-OTHER-SCHOOL LUNCH PROGRAM	\$ 1,858	\$ 1,201	\$	\$	S.D.C.-C.C.C.
246.06	STATE-OTHER-SCHOOL MILK PROGRAM	1,862	1,676			S.D.C.-C.C.C.
<b>SUB TOTAL</b>		<b>\$ 3,720</b>	<b>\$ 2,877</b>	<b>\$</b>	<b>\$</b>	
CHARGES FOR CURRENT SERVICES						
286.04	OTHER-PARK & CAMPING-SCHOOLS	\$ 101,946	\$ 105,292	\$	\$	S.D.C.-C.C.C.
286.05	OTHER-PARK & CAMPING-SAFETY PATROL	18,523	21,476			S.D.C.-C.C.C.
286.07	OTHER-PARK & CAMPING-WK ENDS & SPEC	11,858	26,092			S.D.C.-C.C.C.
287.01	OTHER-SERVICE TO EMPLOYEES & OTHERS	7,475	7,303			S.D.C.-C.C.C.
287.08	OTHER-EMPLOYEE MAINTENANCE	2,816	2,957			S.D.C.-C.C.C.
<b>SUB TOTAL</b>		<b>\$ 142,618</b>	<b>\$ 163,120</b>	<b>\$</b>	<b>\$</b>	
OTHER REVENUE						
293.05	OTHER-RECOVERED EXPENDITURES	\$ 71	\$ 35	\$	\$	S.D.C.-C.C.C.
293.12	OTHER-COMP INSURANCE REFUND	268				S.D.C.-C.C.C.
<b>SUB TOTAL</b>		<b>\$ 339</b>	<b>\$ 35</b>	<b>\$</b>	<b>\$</b>	
<b>TOTAL DEPARTMENT 7415</b>		<b>\$ 146,679</b>	<b>\$ 166,032</b>	<b>\$</b>	<b>\$</b>	
<b>7420 SAN DIEGO CITY - COUNTY CAMP COMMISSION, CAMPING</b>						
REVENUE FROM USE OF MONEY AND PROPERTY						
220.20	RENTS & CONCESS-MISC OTHER RENT	\$ 2	\$ 8	\$	\$	S.D.C.-C.C.C.

COUNTY OF SAN DIEGO FINAL BUDGET  
1970-1971  
ANALYSIS OF REVENUES BY BUDGET UNIT  
SOURCE AND FUND  
SCHEDULE 4A

		REVENUES OTHER THAN CURRENT PROPERTY TAXES					
REVENUE ACCOUNT	BUDGET UNIT AND SOURCE	ACTUAL 1968-1969	ACTUAL 1969-1970	DEPARTMENTAL ESTIMATES 1970-1971	AUDITOR ESTIMATES 1970-1971	FUND- GENERAL, UNLESS OTHERWISE INDICATED	
<b>7420 SAN DIEGO CITY - COUNTY CAMP COMMISSION, CAMPING</b>							
REVENUE FROM USE OF MONEY AND PROPERTY - CONTINUED							
<b>SUB TOTAL</b>		<b>\$ 2</b>	<b>\$ 8</b>	<b>\$</b>	<b>\$</b>		
AID FROM OTHER GOVERNMENTAL AGENCIES							
246.05	STATE-OTHER-SCHOOL LUNCH PROGRAM	\$ 1,085	\$ 582	\$ 3,604	\$ 3,604	S.D.C.-C.C.C.	
246.06	STATE-OTHER-SCHOOL MILK PROGRAM	1,051	871	3,964	3,964	S.D.C.-C.C.C.	
<b>SUB TOTAL</b>		<b>\$ 2,136</b>	<b>\$ 1,453</b>	<b>\$ 7,568</b>	<b>\$ 7,568</b>		
CHARGES FOR CURRENT SERVICES							
286.04	OTHER-PARK & CAMPING-SCHOOLS	\$ 69,517	\$ 62,541	\$ 305,660	\$	S.D.C.-C.C.C.	
286.05	PARK & REC FEES - PK & CMPG - SAFETY PAT			28,091		S.D.C.-C.C.C.	
286.06	PARK & REC FEES - PK & CMPG - SUMMER CAM			55,235		S.D.C.-C.C.C.	
286.07	PARK & REC FEES - PK & CMPG - WKENDS & S			38,500		S.D.C.-C.C.C.	
286.10	PK & REC FEES - SCHOOLS - CUYAMACA				118,490	S.D.C.-C.C.C.	
286.11	PK & REC FEES - SCHOOLS - PALOMAR				118,490	S.D.C.-C.C.C.	
286.12	PK & REC FEES - SCHOOLS - MARSTON				69,360	S.D.C.-C.C.C.	
286.20	PK & REC FEES - SAFETY PATROL - CUYAMACA				3,315	S.D.C.-C.C.C.	
286.21	PK & REC FEES - SAFETY PATROL - PALOMAR				24,776	S.D.C.-C.C.C.	
286.30	PK & REC FEES - SUMMER CAMP - CUYAMACA				39,936	S.D.C.-C.C.C.	
286.31	PK & REC FEES - SUMMER CAMP - PALOMAR				12,597	S.D.C.-C.C.C.	
286.40	PK & REC FEES - WKEND & SPEC - CUYAMACA				19,250	S.D.C.-C.C.C.	
286.41	PK & REC FEES - WKEND & SPEC - PALOMAR				19,250	S.D.C.-C.C.C.	
287.01	OTHER-SERVICE TO EMPLOYEES & OTHERS	4,163	3,281	17,710	17,710	S.D.C.-C.C.C.	
287.08	OTHER-EMPLOYEE MAINTENANCE	1,566	1,462	8,340	8,340	S.D.C.-C.C.C.	
<b>SUB TOTAL</b>		<b>\$ 75,246</b>	<b>\$ 67,284</b>	<b>\$ 453,536</b>	<b>\$ 451,564</b>		
OTHER REVENUE							
290.08	REV APPL TO PY-CHGS FOR CURR SERV	\$ 2,839CR	\$	\$	\$	S.D.C.-C.C.C.	
293.12	OTHER-COMP INSURANCE REFUND	149				S.D.C.-C.C.C.	
293.20	OTHER-MISCELLANEOUS	1CR				S.D.C.-C.C.C.	
<b>SUB TOTAL</b>		<b>\$ 2,691CR</b>	<b>\$</b>	<b>\$</b>	<b>\$</b>		
<b>TOTAL DEPARTMENT 7420</b>		<b>\$ 74,693</b>	<b>\$ 68,745</b>	<b>\$ 461,104</b>	<b>\$ 459,132</b>		
<b>7440 SAN DIEGO CITY-COUNTY CAMP COMMISSION, CAMP FACILITIES</b>							
CHARGES FOR CURRENT SERVICES							
284.01	EDUCATION SERVICE-OTHER GOVMT AGENCIES	\$	\$ 68,795	\$ 87,500	\$		
<b>SUB TOTAL</b>		<b>\$</b>	<b>\$ 68,795</b>	<b>\$ 87,500</b>	<b>\$</b>		
OTHER REVENUE							
291.01	REV APPL TO PY-OTHER REVENUE	\$	\$ 36,700CR	\$	\$		
<b>SUB TOTAL</b>		<b>\$</b>	<b>\$ 36,700CR</b>	<b>\$</b>	<b>\$</b>		
<b>TOTAL DEPARTMENT 7440</b>		<b>\$</b>	<b>\$ 32,095</b>	<b>\$ 87,500</b>	<b>\$</b>		
<b>8000 OFFICE OF PROPERTY MANAGEMENT AND AVIATION, AIRPORTS, GILLESPIE</b>							
LICENSES AND PERMITS							
211.10	BUS LIC-OTHER	\$	\$ 50	\$	\$		
<b>SUB TOTAL</b>		<b>\$</b>	<b>\$ 50</b>	<b>\$</b>	<b>\$</b>		
REVENUE FROM USE OF MONEY AND PROPERTY							
220.04	RENTS & CONCESSIONS - AIRPORTS	\$ 142,741	\$ 120,730	\$	\$		

COUNTY OF SAN DIEGO FINAL BUDGET  
1970-1971

ANALYSIS OF REVENUES BY BUDGET UNIT  
SOURCE AND FUND  
SCHEDULE 4A

REVENUES OTHER THAN CURRENT PROPERTY TAXES

REVENUE ACCOUNT	BUDGET UNIT AND SOURCE	ACTUAL 1968-1969	ACTUAL 1969-1970	DEPARTMENTAL ESTIMATES 1970-1971	AUDITOR ESTIMATES 1970-1971	FUND-GENERAL, UNLESS OTHERWISE INDICATED
<b>8000 OFFICE OF PROPERTY MANAGEMENT AND AVIATION, AIRPORTS, GILLESPIE - CONTINUED</b>						
REVENUE FROM USE OF MONEY AND PROPERTY - CONTINUED						
<b>SUB TOTAL</b>		\$ 142,741	\$ 120,730	\$	\$	
AID FROM OTHER GOVERNMENTAL AGENCIES						
253.03	FEDERAL AID CONST-AIRPORTS	\$ 73,840	\$	\$	\$	
<b>SUB TOTAL</b>		\$ 73,840	\$	\$	\$	
OTHER REVENUE						
290.01	REVENUE APPLICABLE TO PRIOR YEARS-OTHER	\$ 2,201	\$	\$	\$	
290.05	REV. APPL TO PY-USE OF MONEY & PROP			180		
290.07	REV APPL TO PY-FROM GVNT AGCY-FED			367CR		
293.04	OTHER-AIRPORTS	3,048	2,167			
293.05	OTHER-RECOVERED EXPENDITURES	144	32			
293.20	OTHER-MISCELLANEOUS		78			
<b>SUB TOTAL</b>		\$ 5,393	\$ 2,090	\$	\$	
<b>TOTAL DEPARTMENT 8000</b>		\$ 221,974	\$ 122,870	\$	\$	
<b>8010 OFFICE OF PROPERTY MANAGEMENT AND AVIATION, AIRPORTS-PALOMAR</b>						
REVENUE FROM USE OF MONEY AND PROPERTY						
220.04	RENTS & CONCESSIONS - AIRPORTS	\$	\$ 35,913	\$	\$	
<b>SUB TOTAL</b>		\$	\$ 35,913	\$	\$	
AID FROM OTHER GOVERNMENTAL AGENCIES						
253.03	FED AID-CONSTR-AIRPORTS	\$	\$ 8,710	\$	\$	
<b>SUB TOTAL</b>		\$	\$ 8,710	\$	\$	
OTHER REVENUE						
293.04	OTHER-AIRPORTS	\$	\$ 1,588	\$	\$	
<b>SUB TOTAL</b>		\$	\$ 1,588	\$	\$	
<b>TOTAL DEPARTMENT 8010</b>		\$	\$ 46,211	\$	\$	
<b>8020 OFFICE OF PROPERTY MANAGEMENT AND AVIATION, AIRPORTS-OTHER</b>						
REVENUE FROM USE OF MONEY AND PROPERTY						
220.04	RENTS AND CONCESSIONS - AIRPORTS	\$	\$ 5,949	\$	\$	
<b>SUB TOTAL</b>		\$	\$ 5,949	\$	\$	
OTHER REVENUE						
293.04	OTHER-AIRPORTS	\$	\$ 132	\$	\$	
<b>SUB TOTAL</b>		\$	\$ 132	\$	\$	
<b>TOTAL DEPARTMENT 8020</b>		\$	\$ 6,081	\$	\$	
<b>8050 OFFICE OF PROP MANAGEMENT &amp; AVIATION, AIRPORTS, SPEC AVIATION FND</b>						
REVENUE FROM USE OF MONEY AND PROPERTY						
219.01	INTEREST-DEPOSITS & INVESTMENTS	\$ 244	\$	\$	\$	SPECIAL AVIATION

COUNTY OF SAN DIEGO FINAL BUDGET  
1970-1971  
ANALYSIS OF REVENUES BY BUDGET UNIT  
SOURCE AND FUND  
SCHEDULE 4A

REVENUES OTHER THAN CURRENT PROPERTY TAXES

REVENUE ACCOUNT	BUDGET UNIT AND SOURCE	ACTUAL 1968-1969	ACTUAL 1969-1970	DEPARTMENTAL ESTIMATES 1970-1971	AUDITOR ESTIMATES 1970-1971	FUND- GENERAL, UNLESS OTHERWISE INDICATED
<b>8050 OFFICE OF PROP MANAGEMENT &amp; AVIATION, AIRPORTS, SPEC AVIATION FND - CONTINUED</b>						
REVENUE FROM USE OF MONEY AND PROPERTY - CONTINUED						
<b>SUB TOTAL</b>		<b>\$ 244</b>	<b>\$</b>	<b>\$</b>	<b>\$</b>	
AID FROM OTHER GOVERNMENTAL AGENCIES						
223.01 STATE - AID FOR AVIATION		\$ 15,000	\$ 65,932	\$ 15,000	\$ 15,000	SPECIAL AVIATION
<b>SUB TOTAL</b>		<b>\$ 15,000</b>	<b>\$ 65,932</b>	<b>\$ 15,000</b>	<b>\$ 15,000</b>	
OTHER REVENUE						
291.02 SALE OF FIXED ASSETS-EQUIPMENT		\$ 500	\$	\$	\$	SPECIAL AVIATION
<b>SUB TOTAL</b>		<b>\$ 500</b>	<b>\$</b>	<b>\$</b>	<b>\$</b>	
<b>TOTAL DEPARTMENT 8050</b>		<b>\$ 15,744</b>	<b>\$ 65,932</b>	<b>\$ 15,000</b>	<b>\$ 15,000</b>	
<b>9300 CONTINGENCY RESERVE</b>						
OTHER REVENUE						
293.25 OTHER - CONTINGENT RESERVE		\$	\$	\$ 1,354,000	\$	
<b>SUB TOTAL</b>		<b>\$</b>	<b>\$</b>	<b>\$ 1,354,000</b>	<b>\$</b>	
<b>TOTAL DEPARTMENT 9300</b>		<b>\$</b>	<b>\$</b>	<b>\$ 1,354,000</b>	<b>\$</b>	
<b>GRAND TOTAL</b>		<b>\$106,143,253</b>	<b>\$129,236,225</b>	<b>\$153,715,032</b>	<b>\$157,386,768</b>	



COUNTY OF SAN DIEGO FINAL BUDGET  
1970-1971  
ANALYSIS OF REVENUE  
SCHEDULE 4B

REVENUE ACCOUNT SOURCE -- DESCRIPTION	ACTUAL REVENUES 1968-69	ACTUAL REVENUES 1969-70	REVENUE ESTIMATES RECOMMENDED 1970-71	ADOPTED BY THE BOARD OF SUPERVISORS 1970-71	FUND - GENERAL, UNLESS OTHERWISE INDICATED
ANALYSIS OF REVENUE					
SCHEDULE 4	\$106,143,253	\$129,236,225	\$158,065,868	\$157,386,768	
CURRENT YEAR PROPERTY TAXES					
201.01 PROPERTY TAXES - CURRENT SECURED	\$ 50,906,694	\$ 51,278,608	\$ 68,273,726	\$ 68,273,726	
201.01 PROPERTY TAXES - CURRENT SECURED	1,209,448	2,326,775	2,172,490	2,172,490	DEBT SERVICE
201.01 PROPERTY TAXES - CURRENT SECURED	936,709	1,023,750	1,347,111	1,347,111	LIBRARY
202.01 PROPERTY TAXES - CURRENT UNSECURED	4,944,504	5,563,274	5,565,000	5,565,000	
202.01 PROPERTY TAXES - CURRENT UNSECURED	131,669	131,620	256,000	256,000	DEBT SERVICE
202.01 PROPERTY TAXES - CURRENT UNSECURED	41,560	42,507	44,760	44,760	LIBRARY
TOTAL PROPERTY TAXES - CURRENT	\$ 58,170,584	\$ 60,366,534	\$ 77,659,087	\$ 77,659,087	
TOTAL REVENUE	\$164,313,837	\$189,602,759	\$235,724,955	\$235,045,855	

COUNTY OF SAN DIEGO FINAL BUDGET  
1970-1971  
SUMMARY OF COUNTY BUDGET REQUIREMENTS  
SCHEDULE 5

BUDGET UNIT GROUPED BY FUNCTION	ACTUAL EXPENDITURES 1968-1969	ACTUAL EXPENDITURES 1969-1970	EXPENDITURE ESTIMATES RECOMMENDED 1970-1971	ADOPTED BY THE BOARD OF SUPERVISORS 1970-1971
GENERAL				
BOARD OF SUPERVISORS	\$ 450,479	\$ 313,320	\$ 277,824	\$ 267,469
BOARD OF SUPERVISORS, MISCELLANEOUS	153,515			
CLERK, BOARD OF SUPERVISORS		346,656	388,334	381,735
CHIEF ADMINISTRATIVE OFFICER, CENTRAL RECORDS SERVICE	62,067	74,551	81,214	80,167
CHIEF ADMINISTRATIVE OFFICER	287,292	448,402	673,722	658,494
CHIEF ADMINISTRATIVE OFFICER, SPECIAL PROJECTS		70,391	113,900	304,400
PUBLIC WORKS AGENCY	1,399	26,097		
AUDITOR AND CONTROLLER	2,274,571	2,899,552	3,795,221	3,753,605
TREASURER	1,075,140	248,635	275,343	271,623
ASSESSOR	2,947,298	2,681,422	2,907,338	2,865,276
TAX COLLECTOR	570,113	619,967	651,984	642,980
PURCHASING AGENT	578,941	601,055	631,021	647,884
PURCHASING AGENT, CENTRAL DUPLICATING	5,074CR	27,147CR	16,477CR	17,908CR
COUNTY COUNSEL	326,207	400,140	465,610	458,748
CIVIL SERVICE AND PERSONNEL	445,233	513,374	596,531	590,644
REGISTRAR OF VOTERS, ADMINISTRATION	1,054,106	905,860	837,715	829,575
REGISTRAR OF VOTERS, GENERAL ELECTION	203,382		252,170	252,170
REGISTRAR OF VOTERS, PRIMARY ELECTION		248,052		
REGISTRAR OF VOTERS, CITY OF SAN DIEGO ELECTIONS		139,055		
REGISTRAR OF VOTERS, OTHER ELECTIONS AND PETITIONS	123,901	170,767	82,700	82,700
DEPARTMENT OF THE COUNTY ENGINEER, COMMUNICATIONS DIVISION	389,509	280,471		
DEPT. OF PUBLIC WORKS, COMMUNICATIONS	532,862	579,749		
OFFICE OF PROPERTY MANAGEMENT AND AVIATION - PROPERTY MGT	1,369,135	1,799,578	9,245,733	8,625,680
PUBLIC WORKS AGENCY		109,423	4,152,506	2,314,309
PUBLIC WORKS AGENCY, CAPITAL PROJECTS			9,921,266	9,593,887
DEPARTMENT OF GENERAL SERVICES	198,643	180,960		
DEPARTMENT OF PUBLIC WORKS, CONSTRUCTION AND REPAIR DIVISION	1,485,219	1,682,831		
DEPARTMENT OF PUBLIC WORKS, MAJOR MAINTENANCE PROJECTS	442,093	486,304		
DEPARTMENT OF PUBLIC WORKS, BUILDING SERVICES DIVISION	1,759,837	1,904,370		
DEPARTMENT OF PUBLIC WORKS, CIVIL ENGINEERING DIVISION	232,774	211,554		
DEPARTMENT OF PUBLIC WORKS, ARCHITECTURAL DIVISION	659,239	983,466		
DEPARTMENT OF PUBLIC WORKS, CAPITAL PROJECTS	2,096,629	1,062,155		
DEPARTMENT OF PUBLIC WORKS, COUNTY GARAGE DIVISION	1,400,160	1,669,650		
FAIRS AND EXHIBITS	10,144	10,215	10,215	10,215
ADVERTISING COUNTY RESOURCES	305,824	422,164	300,000	280,700
INSURANCE	1,033,887	1,083,875	1,493,763	1,471,783
COUNTY EMPLOYEES RETIREMENT	6,600,375	7,637,740	8,603,938	8,425,299
CONTR TO OTHER GOVMT AGENCIES, JUDGMENTS, DAMAGES & OTHER GENERAL	212,746	375,347	475,862	425,862
COUNTY SERVICE AREAS	35,094			
DEPARTMENT OF THE COUNTY ENGINEER, ENGINEERING DIVISION	957,105	1,029,154	576,850	571,360
<b>TOTAL GENERAL</b>	<b>\$ 29,878,845</b>	<b>\$ 32,173,195</b>	<b>\$ 46,846,283</b>	<b>\$ 43,888,657</b>
PUBLIC PROTECTION				
SUPERIOR COURT	\$ 1,581,955	\$ 1,972,063	\$ 2,021,626	\$ 2,004,070
SUPERIOR COURT, MENTAL HEALTH COUNSELOR	66,266	75,124	95,003	93,657
MUNICIPAL COURT - EL CAJON	401,292	459,327	577,724	571,143
MUNICIPAL COURT - NDRTH COUNTY	461,925	535,728	684,357	676,446
MUNICIPAL COURT - SAN DIEGO	2,913,375	3,224,743	3,355,475	3,317,474
JUSTICE COURT, CORONADO	26,940	32,258	42,068	41,492
JUSTICE COURT, FALLBROOK	17,305	17,837	20,502	20,214
JUSTICE COURT, EAST COUNTY	14,998	18,076	19,176	18,909
JUSTICE COURT, NATIONAL	58,684	62,359	66,743	65,808
JUSTICE COURT, RAMONA	19,448	20,779	29,703	29,353
JUSTICE COURT TRIAL JURY EXPENSE	23,360	32,750	28,750	28,750
GRAND JURY	39,886	47,643	44,700	44,570
COUNTY CLERK	1,625,228	2,005,455	2,457,999	2,422,711
DISTRICT ATTORNEY	1,502,080	1,894,537	2,700,741	2,660,937
SHERIFF, LAW ENFORCEMENT	4,828,699	6,004,408	7,357,981	7,247,762
SHERIFF, CIVIL BAILIFF		15,155		15,055
SAN DIEGO COUNTY MARSHAL	1,162,785	1,321,427	1,510,499	1,488,143
SHERIFF, COUNTY JAIL	715,843	807,669	550,858	545,585
SAN DIEGO COUNTY HONOR CAMPS	1,430,748	1,696,072	2,198,764	2,146,776
PROBATION DEPARTMENT, RANCHO DEL CAMPO	383,746	433,472	514,384	507,075
PROBATION DEPARTMENT, JUVENILE HALL	1,267,528	1,407,901	1,621,372	1,598,389
PROBATION OFFICER, LAS COLINAS	462,035	491,216	535,201	525,486
PROBATION OFFICER	4,870,926	5,839,124	7,876,006	7,738,173
PROBATION DEPARTMENT, HILLCREST	502,151	553,841	633,303	624,212
OFFICE OF SENIOR CITIZENS AFFAIRS			33,000	32,640
FIRE PROTECTION, STATE	220,849	269,553	301,895	301,895
FIRE PROTECTION, WATERSHED RESOURCES ADVISORY COMMISSION	8,308	10,262	22,968	22,850
FIRE PROTECTION, U S GOVERNMENT	15,850	15,850	15,850	15,850

COUNTY OF SAN DIEGO FINAL BUDGET  
1970-1971  
SUMMARY OF COUNTY BUDGET REQUIREMENTS  
SCHEDULE 5

BUDGET UNIT GROUPED BY FUNCTION	ACTUAL EXPENDITURES 1968-1969	ACTUAL EXPENDITURES 1969-1970	EXPENDITURE ESTIMATES RECOMMENDED 1970-1971	ADOPTED BY THE BOARD OF SUPERVISORS 1970-1971
<b>PUBLIC PROTECTION - CONTINUED</b>				
SAN DIEGO COUNTY DEPARTMENT OF AGRICULTURE	\$ 598,458	\$ 620,133	\$ 669,551	\$ 659,868
DEPARTMENT OF BUILDING INSPECTION	576,676	661,722	874,776	862,635
COUNTY VETERINARIAN	260,668	326,450	377,580	325,855
SEALER OF WEIGHTS AND MEASURES	112,744	119,112	133,710	131,771
SAN DIEGO COUNTY GRAZING ADVISORY BOARD	703	2,245	9,000	9,000
LOCAL AGENCY FORMATION COMMISSION	14,913	15,734	45,432	44,536
RECORDER	250,166	224,582	249,523	245,637
CORNER	441,827	491,210	560,451	555,099
PUBLIC ADMINISTRATOR	218,377	241,671	268,714	264,648
C.A.D. UNIFIED SAN DIEGO CO CIVIL DEFENSE & DISASTER ORGANIZATION	170,722	181,775	195,382	195,872
FISH AND GAME COMMISSION	5,933	11,901	10,160	10,160
PLANNING DEPARTMENT	1,300,276	1,351,189	2,810,773	2,732,807
<b>TOTAL PUBLIC PROTECTION</b>	<b>\$ 28,573,673</b>	<b>\$ 33,497,198</b>	<b>\$ 41,538,355</b>	<b>\$ 40,843,363</b>
<b>ROADS</b>				
DEPARTMENT OF THE COUNTY ENGINEER	\$ 9,262,805	\$ 9,194,720	\$ 15,434,597	\$ 15,434,597
<b>TOTAL ROADS</b>	<b>\$ 9,262,805</b>	<b>\$ 9,194,720</b>	<b>\$ 15,434,597</b>	<b>\$ 15,434,597</b>
<b>HEALTH AND SANITATION</b>				
DEPARTMENT OF PUBLIC HEALTH, ADMINISTRATION	\$ 2,759,568	\$ 3,054,204	\$ 3,511,097	\$ 3,461,720
DEPARTMENT OF PUBLIC HEALTH - ALCOHOLISM DETOXIFICATION			122,647	124,118
DEPARTMENT OF PUBLIC HEALTH, DRUG ABUSE			518,690	514,019
DEPARTMENT OF PUBLIC HEALTH, AIR POLLUTION CONTROL		133,622	220,905	217,885
DEPARTMENT OF PUBLIC HEALTH, ALCOHOLISM CLINIC	159,886	201,709	244,438	241,503
DEPARTMENT OF MEDICAL INSTITUTIONS, COMMUNITY MENTAL HEALTH	2,564,608	6,393,089	6,644,522	8,417,491
DEPARTMENT OF PUBLIC WORKS, REFUSE DISPOSAL DIVISION	578,179	718,292		
DEPARTMENT OF SANITATION & FLOOD CONTROL	1,463,584	1,555,002	3,124,394	3,089,353
<b>TOTAL HEALTH AND SANITATION</b>	<b>\$ 7,525,825</b>	<b>\$ 12,055,918</b>	<b>\$ 16,389,693</b>	<b>\$ 16,066,089</b>
<b>PUBLIC ASSISTANCE</b>				
DEPARTMENT OF PUBLIC HEALTH, CRIPPLED CHILDREN SERVICES	\$ 869,994	\$ 1,118,172	\$ 1,253,563	\$ 1,248,171
DEPARTMENT OF PUBLIC HEALTH, MEDICAL CONSULTATIVE SERVICES	140,135	165,393	203,040	200,050
DEPARTMENT OF PUBLIC WELFARE, ADMINISTRATION	11,107,150	14,704,971	20,016,854	19,443,758
DEPARTMENT OF PUBLIC WELFARE, ADDICTIONS	1,009,145	1,194,829	1,548,427	1,526,855
DEPARTMENT OF PUBLIC WELFARE, GENERAL RELIEF	710,865	1,364,712	1,429,552	1,429,552
DEPARTMENT OF PUBLIC WELFARE, OLD AGE SECURITY	17,838,055	19,901,508	20,897,100	20,897,100
DEPARTMENT OF PUBLIC WELFARE, AID TO BLIND	1,256,052	1,456,382	1,569,132	1,569,132
DEPT OF PUB WEL, AID TO FAMILIES WITH DEP CHILD-FAMILY GROUP	20,518,543	23,630,854	33,885,300	34,133,300
DEPT OF PUB WEL, AID TO FAMILIES WITH DEP CHILD-BOARD HOME INST	2,477,716	2,912,675	3,410,400	3,410,400
DEPARTMENT OF PUBLIC WELFARE, AID TO DISABLED	9,010,187	11,779,859	12,806,070	12,806,070
DEPARTMENT OF MEDICAL INSTITUTIONS, MED ASSISTANCE, FED & STATE	7,242,690	7,514,491	7,783,216	7,783,216
SUNDRY CHARITIES AND CORRECTIONS	12,700	10,500	14,800	14,800
DEPT OF MEDICAL INST, ADMIN, & GENERAL SERVICES	5,769,116	5,688,085	7,226,869	7,211,548
DEPARTMENT OF MEDICAL INSTITUTIONS, S. D. CO - UNIV. HGSP.	2,130,641CR	130,649CR	151,219CR	167,276CR
DEPARTMENT OF MEDICAL INSTITUTIONS, EDGEWOOD GERIATRIC HOSPITAL	2,315,986	2,559,217	2,862,321	2,822,442
PROBATION DEPARTMENT; MAINTENANCE OF WARDS	728,846	800,515	1,027,545	1,027,545
STATE INSTITUTIONS	195,178	180,683	208,200	208,200
STATE INSTITUTIONS-CORRECTIONAL SCHOOLS	132,399	168,679	172,000	172,000
VETERANS SERVICE OFFICER	90,401	100,644	112,582	110,929
<b>TOTAL PUBLIC ASSISTANCE</b>	<b>\$ 81,294,517</b>	<b>\$ 100,121,600</b>	<b>\$ 116,275,752</b>	<b>\$ 115,847,792</b>
<b>EDUCATION</b>				
DEPARTMENT OF EDUCATION, BOARD OF EDUCATION	\$ 7,930	\$ 8,480	\$ 9,458	\$
DEPT OF EDUCATION, COUNTY COMMITTEE ON SCHOOL DIST ORGANIZATION	10			
DEPARTMENT OF EDUCATION, ADMINISTRATION	652,486	695,188	806,711	
COUNTY LIBRARY	1,054,338	1,232,125	1,612,222	1,612,222
FARM ADVISOR	60,022	63,938	71,043	69,884
SPECIAL SCHOOLS	218,340	280,316	358,151	358,151
<b>TOTAL EDUCATION</b>	<b>\$ 1,993,126</b>	<b>\$ 2,280,047</b>	<b>\$ 2,857,585</b>	<b>\$ 2,040,257</b>
<b>RECREATION AND CULTURAL SERVICES</b>				
DEPARTMENT OF PARKS AND RECREATION	\$ 1,056,618	\$ 1,150,038	\$ 1,232,900	\$ 1,216,804
PARK DEVELOPMENT AND MAINTENANCE		1,316,431		
SAN DIEGO CITY-COUNTY CAMP COMMISSION, HEADQUARTERS & FACILITIES	43,368	43,917	215,980	215,262
SAN DIEGO CITY-COUNTY CAMP COMMISSION, CAMPING, CUYAMACA	105,646	172,155		
SAN DIEGO CITY-COUNTY CAMP COMMISSION, CAMPING, PALOMAR	146,086	162,203		
SAN DIEGO CITY - COUNTY CAMPING	71,672	67,981	466,828	466,828
SAN DIEGO CITY-COUNTY CAMP COMMISSION, CAMP FACILITIES	16,692	155,739		
MUSEUMS AND ZOOS	111,700	115,000	120,000	114,911
SAN DIEGO CITY-COUNTY BAND AND ORCHESTRA COMMISSION	17,000	17,000		
<b>TOTAL RECREATION AND CULTURAL SERVICES</b>	<b>\$ 1,568,782</b>	<b>\$ 3,200,464</b>	<b>\$ 2,035,708</b>	<b>\$ 2,013,805</b>

COUNTY OF SAN DIEGO FINAL BUDGET  
1970-1971  
SUMMARY OF COUNTY BUDGET REQUIREMENTS  
SCHEDULE 5

BUDGET UNIT GROUPED BY FUNCTION	ACTUAL EXPENDITURES 1968-1969	ACTUAL EXPENDITURES 1969-1970	EXPENDITURE ESTIMATES RECOMMENDED 1970-1971	ADOPTED BY THE BOARD OF SUPERVISORS 1970-1971
DEBT SERVICE				
DEBT SERVICE	\$ 1,415,376	\$ 2,770,210	\$ 2,621,256	\$ 2,621,256
<b>TOTAL DEBT SERVICE</b>	<b>\$ 1,415,376</b>	<b>\$ 2,770,210</b>	<b>\$ 2,621,256</b>	<b>\$ 2,621,256</b>
PUBLIC SERVICE ENTERPRISES				
OFFICE OF PROPERTY MANAGEMENT AND AVIATION, GILLESPIE	\$ 462,901	\$ 217,906	\$	\$
OFFICE OF PROPERTY MANAGEMENT AND AVIATION, PALOMAR		100,509		
OFFICE OF PROPERTY MANAGEMENT AND AVIATION, OTHER		55,270		
PUBLIC WORKS AGENCY, SPECIAL AVIATION FUND	7,500CR	73,012	79,960	79,960
<b>TOTAL PUBLIC SERVICE ENTERPRISES</b>	<b>\$ 455,401</b>	<b>\$ 446,697</b>	<b>\$ 79,960</b>	<b>\$ 79,960</b>
CONTINGENCIES				
GENERAL FUND	\$	\$	\$ 200,000	\$ 675,000
FISH AND GAME FUND			1,016	1,016
COUNTY LIBRARY FUND			1,967	1,967
CITY-COUNTY CAMP COMMISSION CAMPING FUND			30,304	30,304
<b>TOTAL CONTINGENCIES</b>	<b>\$</b>	<b>\$</b>	<b>\$ 233,287</b>	<b>\$ 708,287</b>
<b>GRAND TOTAL COUNTY BUDGET</b>	<b>\$161,968,350</b>	<b>\$195,740,049</b>	<b>\$244,312,476</b>	<b>\$239,544,063</b>

COUNTY OF SAN DIEGO FINAL BUDGET  
1970-1971  
SUMMARY OF COUNTY BUDGET REQUIREMENTS  
SCHEDULE 5

BUDGET UNIT GROUPED BY FUNCTION	ACTUAL EXPENDITURES 1968-1969	ACTUAL EXPENDITURES 1969-1970	EXPENDITURE ESTIMATES RECOMMENDED 1970-1971	ADOPTED BY THE BOARD OF SUPERVISORS 1970-1971
SUMMARIZATION				
<b>REANALYSIS BY FUNCTION</b>				
GENERAL	\$ 29,878,845	\$ 32,173,195	\$ 46,846,283	\$ 43,588,657
PUBLIC PROTECTION	28,573,673	33,497,198	41,538,355	40,843,353 (A)
ROADS	9,262,805	9,194,720	15,434,597	15,434,597
HEALTH AND SANITATION	7,525,825	12,055,918	16,389,693	15,066,089
PUBLIC ASSISTANCE	81,294,517	100,121,600	116,275,752	115,847,792
EDUCATION	1,993,126	2,280,047	2,857,585	2,040,257
RECREATION AND CULTURAL SERVICES	1,568,782	3,200,464	2,035,708	2,013,805
DEBT SERVICE	1,415,376	2,770,210	2,621,256	2,621,256
PUBLIC SERVICE ENTERPRISES	455,401	446,697	79,960	79,960
CONTINGENCIES			233,287	708,287
<b>TOTAL</b>	<b>\$161,968,350</b>	<b>\$195,740,049</b>	<b>\$244,312,476</b>	<b>\$239,544,063</b>
<b>REANALYSIS BY OBJECT OF EXPENDITURE</b>				
SALARIES AND EMPLOYEE BENEFITS	\$ 69,618,890	\$ 80,407,048	\$104,191,248	\$101,845,264
SERVICE AND SUPPLIES	83,768,566	106,071,630	38,885,496	38,399,217
OTHER CHARGES	11,106,092	13,574,189	100,244,692	100,437,603
FIXED ASSETS	3,884,320	4,488,563	12,516,497	10,020,736
EXPENDITURE TRANSFERS AND REIMBURSEMENTS	6,389,518CR	8,801,381CR	11,758,744CR	11,867,044CR
CONTINGENCIES			233,287	708,287
<b>TOTAL</b>	<b>\$161,968,350</b>	<b>\$195,740,049</b>	<b>\$244,312,476</b>	<b>\$239,544,063</b>
<b>REANALYSIS BY FUND</b>				
GENERAL	\$149,913,291	\$182,053,497	\$224,045,166	\$219,276,753
GRAZING LANDS	703	2,245	9,000	9,000
DEBT SERVICE	1,415,376	2,770,210	2,621,256	2,621,256
FISH AND GAME PROPAGATION	5,933	11,901	11,176	11,176
SAN DIEGO CITY-COUNTY CAMP COMMISSION-CAMPING	323,404	402,339	497,132	497,132
ROAD	9,262,805	9,194,720	15,434,597	15,434,597
SPECIAL AVIATION	7,500CR	73,012	79,960	79,960
LIBRARY	1,054,338	1,232,125	1,614,189	1,614,189
<b>TOTAL</b>	<b>\$161,968,350</b>	<b>\$195,740,049</b>	<b>\$244,312,476</b>	<b>\$239,544,063</b>

(A) PUBLIC PROTECTION FUNCTION SHOULD INCLUDE STATE INSTITUTIONS -  
CORRECTIONAL SCHOOLS BUDGET UNIT NO. 6710 \$172,000 WHICH IS  
REFLECTED IN THE PUBLIC ASSISTANCE FUNCTION.

COUNTY OF SAN DIEGO FINAL BUDGET  
1970-1971  
BUDGET UNIT EXPENDITURE DETAIL  
SCHEDULE 6  
FUND - GENERAL-1001

FUNCTION - GENERAL

ACTIVITY - LEGISLATIVE &amp; ADMIN

BUDGET UNIT - 0100 BOARD OF SUPERVISORS

SUB OBJECT ACCOUNT	EXPENDITURE CLASSIFICATION	EXPENDITURES		APPROPRIATIONS	
		ACTUAL EXPENDITURES 1968-1969	ACTUAL EXPENDITURES 1969-1970	EXPENDITURE ESTIMATES RECOMMENDED 1970-1971	ADOPTED BY THE BOARD OF SUPERVISORS 1970-1971
<b>SALARIES AND EMPLOYEE BENEFITS</b>					
101	SALARIES AND WAGES - PERMANENT	\$ 400,474	\$ 195,296	\$ 216,181	\$ 209,339
102	SALARIES AND WAGES - NONPERMANENT	9,519	2,883	8,000	8,000
190	SALARY SAVINGS				3,363CR
	<b>TOTAL SALARIES AND EMPLOYEE BENEFITS</b>	<b>\$ 409,993</b>	<b>\$ 198,179</b>	<b>\$ 224,181</b>	<b>\$ 213,976</b>
<b>SERVICES AND SUPPLIES</b>					
215	COMMUNICATIONS	\$	\$ 411	\$ 500	\$ 500
285	MAINTENANCE - EQUIPMENT - OFFICE & OTHER	372	74	200	200
300	MEMBERSHIPS	15	23,022	23,023	23,023
305	MISCELLANEOUS EXPENSE		1,052	10,000	10,000
310	OFFICE EXPENSE	8,226	4,897	4,000	3,850
315	PROFESSIONAL AND SPECIALIZED SERVICES	3,625	41		
320	PUBLICATIONS AND LEGAL NOTICES		56		
325	RENT & LEASE - STRUCT, IMPROVE & GROUNDS		540		
330	RENTS & LEASES - EQUIPMENT	19,036	644	850	850
340	SPECIAL DEPARTMENTAL EXPENSE	16	1,292		
346	TRANSPORTATION & TRAVEL - TRAVEL EXPENSE	362	13,707	10,000	10,000
347	TRANSPORTATION & TRAVEL - EMPLOYEE AUTO	617	647	920	920
348	TRANSPORTATION & TRAVEL - OTHER		110		
	<b>TOTAL SERVICES AND SUPPLIES</b>	<b>\$ 32,769</b>	<b>\$ 46,493</b>	<b>\$ 49,493</b>	<b>\$ 49,343</b>
<b>FIXED ASSETS</b>					
510	EQUIPMENT	\$ 7,717	\$ 68,648	\$ 4,150	\$ 4,150
<b>NO. QUAN. DESCRIPTION</b>					
1	LGT MINOR EQUIPMENT			\$ 2,500	\$ 2,500
2	2 TYPEWRITER, ELEC			1,220	1,220
3	1 CODE-A-PHONE			430	430
	<b>TOTAL FIXED ASSETS</b>	<b>\$ 7,717</b>	<b>\$ 68,648</b>	<b>\$ 4,150</b>	<b>\$ 4,150</b>
	<b>TOTAL DEPARTMENT 0100</b>	<b>\$ 450,479</b>	<b>\$ 313,320</b>	<b>\$ 277,824</b>	<b>\$ 267,469</b>

COUNTY OF SAN DIEGO FINAL BUDGET  
1970-1971  
BUDGET UNIT EXPENDITURE DETAIL  
SCHEDULE 6  
FUND - GENERAL-1001

FUNCTION - GENERAL

ACTIVITY - LEGISLATIVE & ADMIN

BUDGET UNIT - 0120 BOARD OF SUPERVISORS, MISCELLANEOUS

SUB OBJECT ACCOUNT	EXPENDITURE CLASSIFICATION	EXPENDITURES		APPROPRIATIONS	
		ACTUAL EXPENDITURES 1968-1969	ACTUAL EXPENDITURES 1969-1970	EXPENDITURE ESTIMATES RECOMMENDED 1970-1971	ADOPTED BY THE BOARD OF SUPERVISORS 1970-1971
SERVICES AND SUPPLIES					
215 COMMUNICATIONS		\$ 1,442	\$	\$	\$
225 FOOD		67			
230 HOUSEHOLD EXPENSE		91			
300 MEMBERSHIPS		20,547			
310 OFFICE EXPENSE		2,021			
315 PROFESSIONAL AND SPECIALIZED SERVICES		48,217			
320 PUBLICATIONS AND LEGAL NOTICES		53,433			
325 RENT & LEASE - STRUCT, IMPROVE & GROUNDS		2,325			
340 SPECIAL DEPARTMENTAL EXPENSE		16,607			
346 TRANSPORTATION & TRAVEL - TRAVEL EXPENSE		8,704			
348 TRANSPORTATION & TRAVEL - OTHER		61			
<b>TOTAL SERVICES AND SUPPLIES</b>		<b>\$ 153,515</b>	<b>\$</b>	<b>\$</b>	<b>\$</b>
<b>TOTAL DEPARTMENT 0120</b>		<b>\$ 153,515</b>	<b>\$</b>	<b>\$</b>	<b>\$</b>

COUNTY OF SAN DIEGO FINAL BUDGET  
1970-1971  
BUDGET UNIT EXPENDITURE DETAIL  
SCHEDULE 5  
FUND - GENERAL-1001

FUNCTION - GENERAL

ACTIVITY - LEGIS. AND ADMIN.

BUDGET UNIT - 0140 CHIEF ADMINISTRATIVE OFFICER, CENTRAL RECORDS SERVICE

SUB OBJECT ACCOUNT	EXPENDITURE CLASSIFICATION	EXPENDITURES		APPROPRIATIONS	
		ACTUAL EXPENDITURES 1968-1969	ACTUAL EXPENDITURES 1969-1970	EXPENDITURE ESTIMATES RECOMMENDED 1970-1971	ADOPTED BY THE BOARD OF SUPERVISORS 1970-1971
SALARIES AND EMPLOYEE BENEFITS					
101 SALARIES AND WAGES - PERMANENT		\$ 46,246	\$ 48,369	\$ 54,520	\$ 54,520
102 SALARIES AND WAGES - NONPERMANENT		828	3,228	1,840	1,840
190 SALARY SAVINGS					845CR
<b>TOTAL SALARIES AND EMPLOYEE BENEFITS</b>		<b>\$ 47,074</b>	<b>\$ 51,597</b>	<b>\$ 56,360</b>	<b>\$ 55,515</b>
SERVICES AND SUPPLIES					
215 COMMUNICATIONS				\$ 15	\$ 15
285 MAINTENANCE - EQUIPMENT - OFFICE & OTHER	814		885	1,800	1,800
290 MAINTENANCE - STRUCT, IMPROVE & GROUNDS			150		
300 MEMBERSHIPS	20		20	20	20
310 OFFICE EXPENSE	480		1,840	1,100	1,100
330 RENTS & LEASES - EQUIPMENT	1,408		1,503	1,600	1,600
340 SPECIAL DEPARTMENTAL EXPENSE	12,908		20,521	19,159	18,957
348 TRANSPORTATION & TRAVEL - OTHER				200	200
<b>TOTAL SERVICES AND SUPPLIES</b>		<b>\$ 15,630</b>	<b>\$ 24,919</b>	<b>\$ 23,894</b>	<b>\$ 23,692</b>
FIXED ASSETS					
510 EQUIPMENT		\$ 2,406	\$ 35	\$ 2,460	\$ 2,460
NO. QUAN. DESCRIPTION					
1 LCT MINOR EQUIPMENT				\$ 2,460	\$ 2,460
<b>TOTAL FIXED ASSETS</b>		<b>\$ 2,406</b>	<b>\$ 35</b>	<b>\$ 2,460</b>	<b>\$ 2,460</b>
EXPENDITURE TRANSFERS AND REIMBURSEMENTS					
600 COSTS APPLIED		\$ 3,043CR	\$ 2,000CR	\$ 1,500CR	\$ 1,500CR
<b>TOTAL EXPENDITURE TRANSFERS AND REIMBURSEMENTS</b>		<b>\$ 3,043CR</b>	<b>\$ 2,000CR</b>	<b>\$ 1,500CR</b>	<b>\$ 1,500CR</b>
<b>TOTAL DEPARTMENT 0140</b>		<b>\$ 62,067</b>	<b>\$ 74,551</b>	<b>\$ 81,214</b>	<b>\$ 80,167</b>



COUNTY OF SAN DIEGO FINAL BUDGET  
 1970-1971  
 BUDGET UNIT EXPENDITURE DETAIL  
 SCHEDULE 6  
 FUND - GENERAL FUND-1001

ACTIVITY - LEGISLATIVE AND ADMIN

FUNCTION - GENERAL

BUDGET UNIT - 0130 CLERK, BOARD OF SUPERVISORS

SUB OBJECT ACCOUNT	EXPENDITURE CLASSIFICATION	EXPENDITURES		APPROPRIATIONS	
		ACTUAL EXPENDITURES 1968-1969	ACTUAL EXPENDITURES 1969-1970	EXPENDITURE ESTIMATES RECOMMENDED 1970-1971	ADOPTED BY THE BOARD OF SUPERVISORS 1970-1971
SALARIES AND EMPLOYEE BENEFITS					
101	SALARIES AND WAGES - PERMANENT	\$	\$ 260,020	\$ 283,101	\$ 283,101
102	SALARIES AND WAGES - NONPERMANENT		4,761	7,618	7,618
190	SALARY SAVINGS				4,361CR
	<b>TOTAL SALARIES AND EMPLOYEE BENEFITS</b>	\$	\$ 264,781	\$ 290,719	\$ 286,358
SERVICES AND SUPPLIES					
285	MAINTENANCE - EQUIPMENT - OFFICE & OTHER	\$	\$ 885	\$ 1,000	\$ 1,000
300	MEMBERSHIPS		15	20	20
310	OFFICE EXPENSE		11,645	12,200	11,852
315	PROFESSIONAL AND SPECIALIZED SERVICES		3,690	5,000	5,000
320	PUBLICATIONS AND LEGAL NOTICES		42,349	48,000	48,000
330	RENTS & LEASES - EQUIPMENT		17,044	22,000	22,000
346	TRANSPORTATION & TRAVEL - TRAVEL EXPENSE		160	300	300
347	TRANSPORTATION & TRAVEL - EMPLOYEE AUTO		1,369	2,100	2,100
	<b>TOTAL SERVICES AND SUPPLIES</b>	\$	\$ 77,157	\$ 90,620	\$ 90,272
FIXED ASSETS					
510	EQUIPMENT	\$	\$ 4,758	\$ 6,995	\$ 5,105
NO. QUAN. DESCRIPTION					
1	LOT MINOR EQUIPMENT			\$ 1,535	\$ 1,265
2	5 TYPEWRITER, ELECTRIC, STD			3,640	2,600
3	1 DESK UNIT			870	290
4	1 DICTATING MACHINE, MAGNETIC BELT			400	400
5	1 RECORDER, MAGNETIC TAPE			350	350
6	1 TIME STAMP			200	200
	<b>TOTAL FIXED ASSETS</b>	\$	\$ 4,758	\$ 6,995	\$ 5,105
	<b>TOTAL DEPARTMENT 0130</b>	\$	\$ 346,696	\$ 388,334	\$ 381,735

COUNTY OF SAN DIEGO FINAL BUDGET  
1970-1971  
BUDGET UNIT EXPENDITURE DETAIL  
SCHEDULE 6  
FUND - GENERAL-1001

FUNCTION - GENERAL

ACTIVITY - LEGISLATIVE &amp; ADMIN

BUDGET UNIT - 0200 CHIEF ADMINISTRATIVE OFFICER

SUB OBJECT ACCOUNT	EXPENDITURE CLASSIFICATION	EXPENDITURES		APPROPRIATIONS	
		ACTUAL EXPENDITURES 1968-1969	ACTUAL EXPENDITURES 1969-1970	EXPENDITURE ESTIMATES RECOMMENDED 1970-1971	ADOPTED BY THE BOARD OF SUPERVISORS 1970-1971
<b>SALARIES AND EMPLOYEE BENEFITS</b>					
101	SALARIES AND WAGES - PERMANENT	\$ 236,772	\$ 355,014	\$ 627,017	\$ 627,017
102	SALARIES AND WAGES - NONPERMANENT	18,408	39,193	18,195	18,195
190	SALARY SAVINGS				9,678CR
	<b>TOTAL SALARIES AND EMPLOYEE BENEFITS</b>	<b>\$ 255,180</b>	<b>\$ 394,207</b>	<b>\$ 645,212</b>	<b>\$ 635,534</b>
<b>SERVICES AND SUPPLIES</b>					
215	COMMUNICATIONS	\$ 4	\$ 227	\$	\$
280	MAINTENANCE - EQUIPMENT - AUTOMOTIVE	4			
285	MAINTENANCE - EQUIPMENT - OFFICE & OTHER	343	379	400	400
300	MEMBERSHIPS	357	361	450	450
305	MISCELLANEOUS EXPENSE		1,628		
310	OFFICE EXPENSE	3,638	4,968	5,000	4,950
315	PROFESSIONAL AND SPECIALIZED SERVICES	4,850			
325	RENT & LEASE - STRUCT, IMPROVE & GROUNDS	50			
330	RENTS & LEASES - EQUIPMENT	3,171	4,613	4,500	4,500
340	SPECIAL DEPARTMENTAL EXPENSE	72	30,600		
346	TRANSPORTATION & TRAVEL - TRAVEL EXPENSE	8,655	1,740	4,500	4,000
347	TRANSPORTATION & TRAVEL - EMPLOYEE AUTO	176	83		
348	TRANSPORTATION & TRAVEL - OTHER	6			
	<b>TOTAL SERVICES AND SUPPLIES</b>	<b>\$ 21,826</b>	<b>\$ 44,599</b>	<b>\$ 14,850</b>	<b>\$ 14,300</b>
<b>FIXED ASSETS</b>					
510	EQUIPMENT	\$ 10,286	\$ 9,596	\$ 13,660	\$ 8,660
<b>NO. QUAN. DESCRIPTION</b>					
1	LOT MINOR EQUIPMENT			\$ 4,375	\$ 2,070
2	8 DESK			4,195	1,860
3	3 CREDENZA			720	360
4	6 TYPEWRITER, ELECTRIC			3,120	3,120
5	2 ADDING MACHINE			350	350
6	1 CALCULATOR			900	900
	<b>TOTAL FIXED ASSETS</b>	<b>\$ 10,286</b>	<b>\$ 9,596</b>	<b>\$ 13,660</b>	<b>\$ 8,660</b>
	<b>TOTAL DEPARTMENT 0200</b>	<b>\$ 287,292</b>	<b>\$ 448,402</b>	<b>\$ 673,722</b>	<b>\$ 658,494</b>

COUNTY OF SAN DIEGO FINAL BUDGET  
 1970-1971  
 BUDGET UNIT EXPENDITURE DETAIL  
 SCHEDULE 6  
 FUND - GENERAL FUND-1001

FUNCTION - GENERAL

ACTIVITY - LEGISLATIVE AND ADMIN

BUDGET UNIT - 0250 CHIEF ADMINISTRATIVE OFFICER, SPECIAL PROJECTS

SUB OBJECT ACCOUNT	EXPENDITURE CLASSIFICATION	EXPENDITURES		APPROPRIATIONS	
		ACTUAL EXPENDITURES 1968-1969	ACTUAL EXPENDITURES 1969-1970	EXPENDITURE ESTIMATES RECOMMENDED 1970-1971	ADOPTED BY THE BOARD OF SUPERVISORS 1970-1971
SERVICES AND SUPPLIES					
215 COMMUNICATIONS		\$	\$ 754	\$	\$
305 MISCELLANEOUS EXPENSE			12,575		
310 OFFICE EXPENSE			1,485		
315 PROFESSIONAL AND SPECIALIZED SERVICES			37,647	94,900	285,400
PC1 THE BRIDGE				\$ -0-	\$ 23,000
PC2 PUBLIC INFORMATION PROGRAM				-0-	20,000
PC3 ZONING ENFORCEMENT				-0-	21,000
PC4 WAR ON LITTER				-0-	2,500
PC5 COMMUNITY ADVOCATE				-0-	15,000
PC6 BOND AND PARK CONSULTANTS				-0-	15,000
PC7 ENDOWMENT OFFICER				-0-	16,000
PC8 OPERATION ACTION				-0-	4,000
PC9 ENVIRONMENTAL TASK FORCE				-0-	16,000
PC10 TRANSPORTATION AGENCY				-0-	35,000
PC11 HOUSING AUTHORITY				-0-	30,000
PC12 MISCELLANEOUS				94,900	87,900
325 RENT & LEASE - STRUCT, IMPROVE & GROUNDS			2,408		
340 SPECIAL DEPARTMENTAL EXPENSE			3,929		
346 TRANSPORTATION & TRAVEL - TRAVEL EXPENSE			11,523	19,000	19,000
348 TRANSPORTATION & TRAVEL - OTHER			70		
TOTAL SERVICES AND SUPPLIES		\$	\$ 70,391	\$ 113,900	\$ 304,400
TOTAL DEPARTMENT 0250		\$	\$ 70,391	\$ 113,900	\$ 304,400

COUNTY OF SAN DIEGO FINAL BUDGET  
 1970-1971  
 BUDGET UNIT EXPENDITURE DETAIL  
 SCHEDULE 6  
 FUND - GENERAL-1001

FUNCTION - GENERAL

ACTIVITY - LEGISLATIVE AND ADMIN

BUDGET UNIT - 0275 PUBLIC WORKS AGENCY

SUB OBJECT ACCOUNT	EXPENDITURE CLASSIFICATION	EXPENDITURES		APPROPRIATIONS	
		ACTUAL EXPENDITURES 1968-1969	ACTUAL EXPENDITURES 1969-1970	EXPENDITURE ESTIMATES RECOMMENDED 1970-1971	ADOPTED BY THE BOARD OF SUPERVISORS 1970-1971
SALARIES AND EMPLOYEE BENEFITS					
101	SALARIES AND WAGES - PERMANENT	\$ 1,399	\$ 23,644	\$	\$
102	SALARIES AND WAGES - NONPERMANENT	\$ 1,399	\$ 2,453	\$	\$
<b>TOTAL SALARIES AND EMPLOYEE BENEFITS</b>		\$ 1,399	\$ 26,097	\$	\$
<b>TOTAL DEPARTMENT 0275</b>		\$ 1,399	\$ 26,097	\$	\$

COUNTY OF SAN DIEGO FINAL BUDGET  
 1970-1971  
 BUDGET UNIT EXPENDITURE DETAIL  
 SCHEDULE 6  
 FUND - GENERAL-1001

FUNCTION - GENERAL

ACTIVITY - FINANCE

BUDGET UNIT - 0300 AUDITOR AND CONTROLLER

SUB OBJECT ACCOUNT	EXPENDITURE CLASSIFICATION	EXPENDITURES		APPROPRIATIONS	
		ACTUAL EXPENDITURES 1968-1969	ACTUAL EXPENDITURES 1969-1970	EXPENDITURE ESTIMATES RECOMMENDED 1970-1971	ADOPTED BY THE BOARD OF SUPERVISORS 1970-1971
SALARIES AND EMPLOYEE BENEFITS					
101	SALARIES AND WAGES - PERMANENT	\$ 1,430,692	\$ 1,658,616	\$ 2,319,226	\$ 2,319,226
102	SALARIES AND WAGES - NONPERMANENT	129,684	173,882	121,830	121,830
190	SALARY SAVINGS				36,616CR
	TOTAL SALARIES AND EMPLOYEE BENEFITS	\$ 1,560,376	\$ 1,832,498	\$ 2,441,056	\$ 2,404,440
SERVICES AND SUPPLIES					
285	MAINTENANCE - EQUIPMENT - OFFICE & OTHER	\$ 6,168	\$ 3,730	\$ 5,000	\$ 5,000
290	MAINTENANCE - STRUCT, IMPROVE & GROUNDS		426		
295	MEDICAL, DENTAL AND LABORATORY SUPPLIES	13	24		
300	MEMBERSHIPS	329	449	385	385
305	MISCELLANEOUS EXPENSE		211		
310	OFFICE EXPENSE	102,281	175,470	165,000	163,000
311	OFFICE EXPENSE - SUPPLIES REISSUED	13,136	12,547	15,000	15,000
315	PROFESSIONAL AND SPECIALIZED SERVICES	2,420	25,630	117,745	117,745
330	RENTS & LEASES - EQUIPMENT	562,774	801,477	974,329	974,329
340	SPECIAL DEPARTMENTAL EXPENSE			12,500	12,500
346	TRANSPORTATION & TRAVEL - TRAVEL EXPENSE	3,197	37,902	86,000	83,000
347	TRANSPORTATION & TRAVEL - EMPLOYEE AUTO	5,072	5,055	5,600	5,600
348	TRANSPORTATION & TRAVEL - OTHER	3,179	3,878	3,000	3,000
	TOTAL SERVICES AND SUPPLIES	\$ 698,569	\$ 1,066,799	\$ 1,384,559	\$ 1,379,559
OTHER CHARGES					
467	TAXES AND ASSESSMENTS	\$ 4,068	\$ 5,034	\$ 4,500	\$ 4,500
	TOTAL OTHER CHARGES	\$ 4,068	\$ 5,034	\$ 4,500	\$ 4,500
FIXED ASSETS					
510	EQUIPMENT	\$ 14,729	\$ 23,498	\$ 48,606	\$ 48,606
NO. QUAN. DESCRIPTION					
1	LCT MINOR EQUIPMENT			\$ 24,663	\$ 24,663
2	7 TYPEWRITER, ELECTRIC			4,538	4,538
3	9 ADDING MACHINE			3,865	3,865
4	1 ELECTRONIC CALCULATOR			1,430	1,430
5	12 DICTATING MACHINE			2,800	2,800
6	1 AUTOMATIC LETTER OPENER			350	350
7	1 DECOLLATOR			2,100	2,100
8	40 DESK			6,960	6,960
9	LCT OFFICE PARTITIONS			1,900	1,900
	TOTAL FIXED ASSETS	\$ 14,729	\$ 23,498	\$ 48,606	\$ 48,606
EXPENDITURE TRANSFERS AND REIMBURSEMENTS					
600	COSTS APPLIED	\$ 3,171CR	\$ 28,277CR	\$ 83,500CR	\$ 83,500CR
	TOTAL EXPENDITURE TRANSFERS AND REIMBURSEMENTS	\$ 3,171CR	\$ 28,277CR	\$ 83,500CR	\$ 83,500CR
	TOTAL DEPARTMENT 0300	\$ 2,274,571	\$ 2,899,552	\$ 3,795,221	\$ 3,753,605

COUNTY OF SAN DIEGO FINAL BUDGET  
 1970-1971  
 BUDGET UNIT EXPENDITURE DETAIL  
 SCHEDULE 6  
 FUND - GENERAL-1001

FUNCTION - GENERAL

ACTIVITY - FINANCE

BUDGET UNIT - 0400 TREASURER

SUB OBJECT ACCOUNT	EXPENDITURE CLASSIFICATION	EXPENDITURES		APPROPRIATIONS	
		ACTUAL EXPENDITURES 1968-1969	ACTUAL EXPENDITURES 1969-1970	EXPENDITURE ESTIMATES RECOMMENDED 1970-1971	ADOPTED BY THE BOARD OF SUPERVISORS 1970-1971
<b>SALARIES AND EMPLOYEE BENEFITS</b>					
101	SALARIES AND WAGES - PERMANENT	\$ 192,553	\$ 215,342	\$ 236,603	\$ 236,603
102	SALARIES AND WAGES - NONPERMANENT	547	1,880	2,756	2,756
190	SALARY SAVINGS				3,590CR
<b>TOTAL SALARIES AND EMPLOYEE BENEFITS</b>		<b>\$ 193,200</b>	<b>\$ 217,222</b>	<b>\$ 239,359</b>	<b>\$ 235,769</b>
<b>SERVICES AND SUPPLIES</b>					
215	COMMUNICATIONS	\$	\$ 200	\$	\$
285	MAINTENANCE - EQUIPMENT - OFFICE & OTHER	1,912	2,091	2,930	2,930
290	MAINTENANCE - STRUCT, IMPROVE & GROUNDS	39			
295	MEDICAL, DENTAL AND LABORATORY SUPPLIES	1		25	25
300	MEMBERSHIPS	15	30	297	297
310	OFFICE EXPENSE	7,141	4,922	5,000	4,870
315	PROFESSIONAL AND SPECIALIZED SERVICES	12,503	14,992	12,160	12,160
320	PUBLICATIONS AND LEGAL NOTICES	15	92	200	200
330	RENTS & LEASES - EQUIPMENT	1,973	2,368	1,710	1,710
340	SPECIAL DEPARTMENTAL EXPENSE		5	8,000	8,000
346	TRANSPORTATION & TRAVEL - TRAVEL EXPENSE	773	1,147	1,500	1,500
347	TRANSPORTATION & TRAVEL - EMPLOYEE AUTO	1,870	2,052	2,160	2,160
348	TRANSPORTATION & TRAVEL - OTHER	41	30	312	312
<b>TOTAL SERVICES AND SUPPLIES</b>		<b>\$ 26,289</b>	<b>\$ 27,929</b>	<b>\$ 34,294</b>	<b>\$ 34,164</b>
<b>OTHER CHARGES</b>					
460	INTEREST ON NOTES AND WARRANTS	\$ 853,055	\$	\$	\$
<b>TOTAL OTHER CHARGES</b>		<b>\$ 853,055</b>	<b>\$</b>	<b>\$</b>	<b>\$</b>
<b>FIXED ASSETS</b>					
510	EQUIPMENT	\$ 2,596	\$ 3,484	\$ 1,690	\$ 1,690
<b>NO. QUAN. DESCRIPTION</b>					
1	LOT MINOR EQUIPMENT			\$ 500	\$ 500
2	1 CALCULATOR, ELECTRIC			625	625
3	1 TYPEWRITER - ELECTRIC, STANDARD 20 IN			565	565
<b>TOTAL FIXED ASSETS</b>		<b>\$ 2,596</b>	<b>\$ 3,484</b>	<b>\$ 1,690</b>	<b>\$ 1,690</b>
<b>TOTAL DEPARTMENT 0400</b>		<b>\$ 1,075,140</b>	<b>\$ 248,635</b>	<b>\$ 275,343</b>	<b>\$ 271,623</b>

COUNTY OF SAN DIEGO FINAL BUDGET  
 1970-1971  
 BUDGET UNIT EXPENDITURE DETAIL  
 SCHEDULE 6  
 FUND - GENERAL-1001

FUNCTION - GENERAL  
 BUDGET UNIT - 0500 ASSESSOR

ACTIVITY - FINANCE

SUB OBJECT ACCOUNT	EXPENDITURE CLASSIFICATION	EXPENDITURES		APPROPRIATIONS	
		ACTUAL EXPENDITURES 1968-1969	ACTUAL EXPENDITURES 1969-1970	EXPENDITURE ESTIMATES RECOMMENDED 1970-1971	ADOPTED BY THE BOARD OF SUPERVISORS 1970-1971
<b>SALARIES AND EMPLOYEE BENEFITS</b>					
101	SALARIES AND WAGES - PERMANENT	\$ 2,033,886	\$ 2,210,456	\$ 2,569,182	\$ 2,569,182
102	SALARIES AND WAGES - NONPERMANENT	325,871	277,809	130,574	130,574
190	SALARY SAVINGS				40,496 CR
<b>TOTAL SALARIES AND EMPLOYEE BENEFITS</b>		<b>\$ 2,359,757</b>	<b>\$ 2,488,265</b>	<b>\$ 2,699,756</b>	<b>\$ 2,659,260</b>
<b>SERVICES AND SUPPLIES</b>					
215	COMMUNICATIONS	\$ 1	\$	\$ 5	\$ 5
230	HOUSEHOLD EXPENSE	38			
285	MAINTENANCE - EQUIPMENT - OFFICE & OTHER	2,462	1,956	2,000	2,000
295	MEDICAL, DENTAL AND LABORATORY SUPPLIES		37	25	25
300	MEMBERSHIPS	338	345	300	300
310	OFFICE EXPENSE	57,696	54,068	55,000	54,434
315	PROFESSIONAL AND SPECIALIZED SERVICES	3,167	1,378	873	878
330	RENTS & LEASES - EQUIPMENT	32,763	25,594	28,000	28,000
340	SPECIAL DEPARTMENTAL EXPENSE	576	582	800	800
346	TRANSPORTATION & TRAVEL - TRAVEL EXPENSE	10,238	11,112	12,000	11,000
347	TRANSPORTATION & TRAVEL - EMPLOYEE AUTO	69,932	87,798	95,000	95,000
348	TRANSPORTATION & TRAVEL - OTHER	540	332	400	400
<b>TOTAL SERVICES AND SUPPLIES</b>		<b>\$ 177,751</b>	<b>\$ 183,202</b>	<b>\$ 194,408</b>	<b>\$ 192,842</b>
<b>FIXED ASSETS</b>					
510	EQUIPMENT	\$ 9,790	\$ 9,955	\$ 13,174	\$ 13,174
<b>NO. QUAN. DESCRIPTION</b>					
1	LCT MINOR EQUIPMENT			\$ 5,598	\$ 5,598
2	5 ADDING MACHINE, AUTO-PRINT, MULTIP.			2,130	2,130
3	1 MICROFILM CABINET			300	300
4	4 TERMINAL WORK STATION			520	520
5	1 MICROFILM READER W/MOTOR			-0-	-0-
6	7 DESK, EXECUTIVE			840	840
7	1 TYPEWRITER, ELECTRIC			535	535
8	2 ADDING MACHINE, ELECTRIC, PORTABLE			320	320
9	1 COPYING MACHINE			-0-	-0-
10	2 DRAFTING MACHINE			260	260
11	1 LETTERING MACHINE			300	300
12	4 DRAFTING TABLE			480	480
13	2 CALCULATOR			895	895
14	1 ADDING MACHINE, 10 KEY			270	270
15	3 TYPEWRITER, STANDARD			726	726
<b>TOTAL FIXED ASSETS</b>		<b>\$ 9,790</b>	<b>\$ 9,955</b>	<b>\$ 13,174</b>	<b>\$ 13,174</b>
<b>TOTAL DEPARTMENT 0500</b>		<b>\$ 2,547,298</b>	<b>\$ 2,681,422</b>	<b>\$ 2,907,338</b>	<b>\$ 2,865,276</b>

COUNTY OF SAN DIEGO FINAL BUDGET  
 1970-1971  
 BUDGET UNIT EXPENDITURE DETAIL  
 SCHEDULE 6  
 FUNG - GENERAL-1001

FUNCTION - GENERAL

ACTIVITY - FINANCE

BUDGET UNIT - 0600 TAX COLLECTOR

SUB OBJECT ACCOUNT	EXPENDITURE CLASSIFICATION	EXPENDITURES		APPROPRIATIONS	
		ACTUAL EXPENDITURES 1968-1969	ACTUAL EXPENDITURES 1969-1970	EXPENDITURE ESTIMATES RECOMMENDED 1970-1971	ADOPTED BY THE BOARD OF SUPERVISORS 1970-1971
SALARIES AND EMPLOYEE BENEFITS					
SALARIES AND EMPLOYEE BENEFITS					
101 SALARIES AND WAGES - PERMANENT		\$ 365,588	\$ 396,678	\$ 443,606	\$ 443,606
102 SALARIES AND WAGES - NONPERMANENT		139,778	130,588	129,435	129,435
190 SALARY SAVINGS					8,596CR
<b>TOTAL SALARIES AND EMPLOYEE BENEFITS</b>		<b>\$ 505,366</b>	<b>\$ 527,266</b>	<b>\$ 573,041</b>	<b>\$ 564,445</b>
SERVICES AND SUPPLIES					
215 COMMUNICATIONS		\$	\$	\$ 25	\$ 25
285 MAINTENANCE - EQUIPMENT - OFFICE & OTHER		1,651	1,492	1,750	1,750
290 MAINTENANCE - STRUCT, IMPROVE & GROUNDS		25		25	25
295 MEDICAL, DENTAL AND LABORATORY SUPPLIES		10	8	15	15
300 MEMBERSHIPS		10	10	10	10
305 MISCELLANEOUS EXPENSE		298	635	450	450
310 OFFICE EXPENSE		19,602	17,795	20,000	19,792
315 PROFESSIONAL AND SPECIALIZED SERVICES		42	457	400	400
320 PUBLICATIONS AND LEGAL NOTICES		25,373	25,025	30,000	30,000
330 RENTS & LEASES - EQUIPMENT		501	1,654	1,500	1,500
340 SPECIAL DEPARTMENTAL EXPENSE		144			
346 TRANSPORTATION & TRAVEL - TRAVEL EXPENSE		692	508	1,060	860
347 TRANSPORTATION & TRAVEL - EMPLOYEE AUTO		4,555	5,339	5,875	5,875
348 TRANSPORTATION & TRAVEL - OTHER		14	19	50	50
<b>TOTAL SERVICES AND SUPPLIES</b>		<b>\$ 52,917</b>	<b>\$ 52,942</b>	<b>\$ 61,160</b>	<b>\$ 60,752</b>
FIXED ASSETS					
510 EQUIPMENT		\$ 11,830	\$ 39,759	\$ 17,783	\$ 17,783
NO. QUAN. DESCRIPTION					
1 LCT MINOR EQUIPMENT				\$ 6,018	\$ 6,018
2 1 CREDENZA, WOOD, 71-IN				225	225
3 2 DIVAN, 3 SEATER				420	420
4 1 DICTATING MACHINE, PORTABLE				475	475
5 1 TYPEWRITER, MANUAL, 18-IN				265	265
6 4 CALCULATOR, 10-KEY				1,800	1,800
7 3 TYPEWRITER, MANUAL, 16-IN				795	795
8 3 DESK, STEEL, 60X30, EXEC				450	450
9 8 DESK, STEEL, 60X30, TW				1,520	1,520
10 6 TYPEWRITER, ELECTRIC				3,210	3,210
11 1 TABLE, CUSTOM, FOR ABSTRACTS				555	555
12 1 CAMERA, INSTANT DEVELOPING				190	190
13 6 ADDING MACHINE, 13 COLUMN				1,860	1,860
<b>TOTAL FIXED ASSETS</b>		<b>\$ 11,830</b>	<b>\$ 39,759</b>	<b>\$ 17,783</b>	<b>\$ 17,783</b>
<b>TOTAL DEPARTMENT 0600</b>		<b>\$ 570,113</b>	<b>\$ 619,967</b>	<b>\$ 651,984</b>	<b>\$ 642,980</b>



COUNTY OF SAN DIEGO FINAL BUDGET  
1970-1971  
BUDGET UNIT EXPENDITURE DETAIL  
SCHEDULE 6  
FUND - GENERAL-1001

FUNCTION - GENERAL

ACTIVITY - FINANCE

BUDGET UNIT - 0700 PURCHASING AGENT

SUB OBJECT ACCOUNT	EXPENDITURE CLASSIFICATION	EXPENDITURES		APPROPRIATIONS	
		ACTUAL EXPENDITURES 1968-1969	ACTUAL EXPENDITURES 1969-1970	EXPENDITURE ESTIMATES RECOMMENDED 1970-1971	ADOPTED BY THE BOARD OF SUPERVISORS 1970-1971
SALARIES AND EMPLOYEE BENEFITS					
101	SALARIES AND WAGES - PERMANENT	\$ 253,035	\$ 244,152	\$ 270,522	\$ 270,522
102	SALARIES AND WAGES - NONPERMANENT	629	1,902	3,247	3,247
190	SALARY SAVINGS				4,107CR
<b>TOTAL SALARIES AND EMPLOYEE BENEFITS</b>		<b>\$ 253,664</b>	<b>\$ 246,054</b>	<b>\$ 273,769</b>	<b>\$ 269,662</b>
SERVICES AND SUPPLIES					
215	COMMUNICATIONS			10	10
285	MAINTENANCE - EQUIPMENT - OFFICE & OTHER	274	273	250	250
300	MEMBERSHIPS	55	924	475	475
310	OFFICE EXPENSE	7,665	6,956	7,200	7,200
311	OFFICE EXPENSE - SUPPLIES REISSUED	324,575	355,821	408,410	379,480
320	PUBLICATIONS AND LEGAL NOTICES	122	90	600	600
330	RENTS & LEASES - EQUIPMENT	397	217		
335	SMALL TOOLS AND INSTRUMENTS	163	23	200	200
346	TRANSPORTATION & TRAVEL - TRAVEL EXPENSE	770	896	1,082	982
347	TRANSPORTATION & TRAVEL - EMPLOYEE AUTO	1,181			
<b>TOTAL SERVICES AND SUPPLIES</b>		<b>\$ 335,202</b>	<b>\$ 365,213</b>	<b>\$ 418,227</b>	<b>\$ 389,197</b>
FIXED ASSETS					
510	EQUIPMENT	\$ 753	\$ 964	\$ 1,125	\$ 1,125
NO. QUAN. DESCRIPTION					
1	LOT MINOR EQUIPMENT			\$ 225	\$ 225
2	2 ADDING MACHINE, MULTI.			650	650
3	1 SCALE			250	250
<b>TOTAL FIXED ASSETS</b>		<b>\$ 753</b>	<b>\$ 964</b>	<b>\$ 1,125</b>	<b>\$ 1,125</b>
EXPENDITURE TRANSFERS AND REIMBURSEMENTS					
600	CCSTS APPLIED	\$ 10,140CR	\$ 11,176CR	\$ 12,100CR	\$ 12,100CR
605	REIMBURSED PROJECTS	538CR			
<b>TOTAL EXPENDITURE TRANSFERS AND REIMBURSEMENTS</b>		<b>\$ 10,678CR</b>	<b>\$ 11,176CR</b>	<b>\$ 12,100CR</b>	<b>\$ 12,100CR</b>
<b>TOTAL DEPARTMENT 0700</b>		<b>\$ 578,941</b>	<b>\$ 601,055</b>	<b>\$ 681,021</b>	<b>\$ 647,884</b>

COUNTY OF SAN DIEGO FINAL BUDGET  
 1970-1971  
 BUDGET UNIT EXPENDITURE DETAIL  
 SCHEDULE 6  
 FUND - GENERAL-1001

FUNCTION - GENERAL

ACTIVITY - FINANCE

## BUDGET UNIT - 0750 PURCHASING AGENT, CENTRAL DUPLICATING

SUB OBJECT ACCOUNT	EXPENDITURE CLASSIFICATION	EXPENDITURES		APPROPRIATIONS	
		ACTUAL EXPENDITURES 1968-1969	ACTUAL EXPENDITURES 1969-1970	EXPENDITURE ESTIMATES RECOMMENDED 1970-1971	ADOPTED BY THE BOARD OF SUPERVISORS 1970-1971
SALARIES AND EMPLOYEE BENEFITS					
101 SALARIES AND WAGES - PERMANENT		\$ 41,708	\$ 46,528	\$ 49,453	\$ 49,453
102 SALARIES AND WAGES - NONPERMANENT		673	1,505	2,622	2,622
190 SALARY SAVINGS					781CR
<b>TOTAL SALARIES AND EMPLOYEE BENEFITS</b>		<b>\$ 42,381</b>	<b>\$ 48,033</b>	<b>\$ 52,075</b>	<b>\$ 51,294</b>
SERVICES AND SUPPLIES					
285 MAINTENANCE - EQUIPMENT - OFFICE & OTHER		\$ 438	\$ 661	\$ 750	\$ 750
340 SPECIAL DEPARTMENTAL EXPENSE		53,375	62,786	65,000	64,350
<b>TOTAL SERVICES AND SUPPLIES</b>		<b>\$ 53,813</b>	<b>\$ 63,447</b>	<b>\$ 65,750</b>	<b>\$ 65,100</b>
FIXED ASSETS					
510 EQUIPMENT		\$ 10,870	\$ 7,035	\$ 2,850	\$ 2,850
NO. QUAN. DESCRIPTION					
2	1 SEALER & SHRINK TUNNEL			\$ 2,850	\$ 2,850
<b>TOTAL FIXED ASSETS</b>		<b>\$ 10,870</b>	<b>\$ 7,035</b>	<b>\$ 2,850</b>	<b>\$ 2,850</b>
EXPENDITURE TRANSFERS AND REIMBURSEMENTS					
600 COSTS APPLIED		\$ 123,138CR	\$ 145,662CR	\$ 137,152CR	\$ 137,152CR
<b>TOTAL EXPENDITURE TRANSFERS AND REIMBURSEMENTS</b>		<b>\$ 123,138CR</b>	<b>\$ 145,662CR</b>	<b>\$ 137,152CR</b>	<b>\$ 137,152CR</b>
<b>TOTAL DEPARTMENT 0750</b>		<b>\$ 16,074CR</b>	<b>\$ 27,147CR</b>	<b>\$ 16,477CR</b>	<b>\$ 17,908CR</b>

COUNTY OF SAN DIEGO FINAL BUDGET  
 1970-1971  
 BUDGET UNIT EXPENDITURE DETAIL  
 SCHEDULE C  
 FUND - GENERAL-1001

FUNCTION - GENERAL

ACTIVITY - COUNSEL

BUDGET UNIT - 0800 COUNTY COUNSEL

SUB OBJECT ACCOUNT	EXPENDITURE CLASSIFICATION	EXPENDITURES		APPROPRIATIONS	
		ACTUAL EXPENDITURES 1968-1969	ACTUAL EXPENDITURES 1969-1970	EXPENDITURE ESTIMATES RECOMMENDED 1970-1971	ADOPTED BY THE BOARD OF SUPERVISORS 1970-1971
<b>SALARIES AND EMPLOYEE BENEFITS</b>					
101	SALARIES AND WAGES - PERMANENT	\$ 305,257	\$ 369,453	\$ 437,945	\$ 437,945
102	SALARIES AND WAGES - NONPERMANENT	5,237	3,398		
190	SALARY SAVINGS				6,569CR
	<b>TOTAL SALARIES AND EMPLOYEE BENEFITS</b>	<b>\$ 310,494</b>	<b>\$ 372,891</b>	<b>\$ 437,945</b>	<b>\$ 431,376</b>
<b>SERVICES AND SUPPLIES</b>					
285	MAINTENANCE - EQUIPMENT - OFFICE & OTHER	\$ 633	\$ 521	\$ 630	\$ 630
300	MEMBERSHIPS	25	25		
310	OFFICE EXPENSE	5,345	3,497	6,050	5,957
315	PROFESSIONAL AND SPECIALIZED SERVICES	1,295	9,368	7,910	7,910
320	PUBLICATIONS AND LEGAL NOTICES		931	1,200	1,200
330	RENTS & LEASES - EQUIPMENT			3,110	3,110
340	SPECIAL DEPARTMENTAL EXPENSE	3,134	5,398	3,300	3,300
346	TRANSPORTATION & TRAVEL - TRAVEL EXPENSE	2,403	3,433	2,780	2,580
347	TRANSPORTATION & TRAVEL - EMPLOYEE AUTO	467	528	660	660
348	TRANSPORTATION & TRAVEL - OTHER		18		
	<b>TOTAL SERVICES AND SUPPLIES</b>	<b>\$ 13,302</b>	<b>\$ 23,719</b>	<b>\$ 25,640</b>	<b>\$ 25,347</b>
<b>FIXED ASSETS</b>					
510	EQUIPMENT	\$ 2,411	\$ 3,530	\$ 2,025	\$ 2,025
NO. QUAN. DESCRIPTION					
1	LCT MINOR EQUIPMENT			\$ 535	\$ 535
2	2 TYPEWRITER			1,100	1,100
3	1 DESK			140	140
4	1 TIME STAMP, ELECTRIC			250	250
	<b>TOTAL FIXED ASSETS</b>	<b>\$ 2,411</b>	<b>\$ 3,530</b>	<b>\$ 2,025</b>	<b>\$ 2,025</b>
	<b>TOTAL DEPARTMENT 0800</b>	<b>\$ 326,207</b>	<b>\$ 400,140</b>	<b>\$ 465,610</b>	<b>\$ 458,748</b>

COUNTY OF SAN DIEGO FINAL BUDGET  
1970-1971  
BUDGET UNIT EXPENDITURE DETAIL  
SCHEDULE 6  
FUND - GENERAL-1001

FUNCTION - GENERAL

ACTIVITY - PERSONNEL

BUDGET UNIT - 0900 CIVIL SERVICE AND PERSONNEL

SUB OBJECT ACCOUNT	EXPENDITURE CLASSIFICATION	EXPENDITURES		APPROPRIATIONS	
		ACTUAL EXPENDITURES 1968-1969	ACTUAL EXPENDITURES 1969-1970	EXPENDITURE ESTIMATES RECOMMENDED 1970-1971	ADPTED BY THE BOARD OF SUPERVISORS 1970-1971
SALARIES AND EMPLOYEE BENEFITS					
101	SALARIES AND WAGES - PERMANENT	\$ 369,751	\$ 436,443	\$ 490,972	\$ 490,972
102	SALARIES AND WAGES - NONPERMANENT	23,076	17,203	10,408	10,408
190	SALARY SAVINGS				7,521CR
	<b>TOTAL SALARIES AND EMPLOYEE BENEFITS</b>	<b>\$ 392,827</b>	<b>\$ 453,646</b>	<b>\$ 501,380</b>	<b>\$ 493,859</b>
SERVICES AND SUPPLIES					
210	CLCTHING AND PERSONAL SUPPLIES	\$ 17	\$	\$	\$ 50
215	COMMUNICATIONS	41	18	50	50
285	MAINTENANCE - EQUIPMENT - OFFICE & OTHER	1,020	1,051	1,600	1,600
300	MEMBERSHIPS	510	532	642	642
310	OFFICE EXPENSE	11,780	14,268	16,000	15,634
315	PROFESSIONAL AND SPECIALIZED SERVICES	4,362	4,475	33,300	33,300
320	PUBLICATIONS AND LEGAL NOTICES	7,416	9,015	9,500	9,500
325	RENT & LEASE - STRUCT, IMPROVE & GROUNDS	3,217	37	400	400
330	RENTS & LEASES - EQUIPMENT	3,175	3,115	3,145	3,145
340	SPECIAL DEPARTMENTAL EXPENSE	14,699	18,789	20,600	20,600
346	TRANSPORTATION & TRAVEL - TRAVEL EXPENSE	2,979	3,195	3,900	3,900
347	TRANSPORTATION & TRAVEL - EMPLOYEE AUTO	1,445	3,026	2,500	2,500
348	TRANSPORTATION & TRAVEL - OTHER	4	6		
	<b>TOTAL SERVICES AND SUPPLIES</b>	<b>\$ 47,765</b>	<b>\$ 57,531</b>	<b>\$ 91,637</b>	<b>\$ 91,271</b>
FIXED ASSETS					
510	EQUIPMENT	\$ 4,641	\$ 2,197	\$ 5,514	\$ 5,514
NO. QUAN. DESCRIPTION					
1	LCT MINOR EQUIPMENT			\$ 514	\$ 514
2	1 VISIBLE INDEX, ROTARY			1,250	1,250
3	1 SCREEN, PROJECTION			400	400
4	1 CAMERA SET, VIDEO TAPE, W/ACCY			-0-	-0-
5	1 TYPEWRITER, ELECTRIC			700	700
6	2 CAMERA, INSTANT DEVELOPING			380	380
7	2 TYPEWRITER, ELECTRIC			1,070	1,070
8	1 DAVENPORT			300	300
9	2 TAPE RECORDER, PORTABLE			250	250
10	1 TRAINING EQUIPMENT, PORTABLE			250	250
11	1 TRAINING KIT, SAFETY			400	400
	<b>TOTAL FIXED ASSETS</b>	<b>\$ 4,641</b>	<b>\$ 2,197</b>	<b>\$ 5,514</b>	<b>\$ 5,514</b>
	<b>TOTAL DEPARTMENT 0900</b>	<b>\$ 445,233</b>	<b>\$ 513,374</b>	<b>\$ 598,531</b>	<b>\$ 590,644</b>

COUNTY OF SAN DIEGO FINAL BUDGET  
 1970-1971  
 BUDGET UNIT EXPENDITURE DETAIL  
 SCHEDULE 6  
 FUND - GENERAL-1001

FUNCTION - GENERAL

ACTIVITY - ELECTIONS

BUDGET UNIT - 1000 REGISTRAR OF VOTERS, ADMINISTRATION

SUB OBJECT ACCOUNT	EXPENDITURE CLASSIFICATION	EXPENDITURES		APPROPRIATIONS	
		ACTUAL EXPENDITURES 1968-1969	ACTUAL EXPENDITURES 1969-1970	EXPENDITURE ESTIMATES RECOMMENDED 1970-1971	ADOPTED BY THE BOARD OF SUPERVISORS 1970-1971
SALARIES AND EMPLOYEE BENEFITS					
101	SALARIES AND WAGES - PERMANENT	\$ 286,722	\$ 283,251	\$ 287,962	\$ 287,962
102	SALARIES AND WAGES - NONPERMANENT	135,534	142,740	193,775	193,775
190	SALARY SAVINGS				7,226CR
	<b>TOTAL SALARIES AND EMPLOYEE BENEFITS</b>	<b>\$ 422,306</b>	<b>\$ 425,991</b>	<b>\$ 481,737</b>	<b>\$ 474,511</b>
SERVICES AND SUPPLIES					
215	COMMUNICATIONS	\$ 35	\$ 7	\$	\$
285	MAINTENANCE - EQUIPMENT - OFFICE & OTHER	1,155	1,162	2,219	2,219
300	MEMBERSHIPS	95	75	75	75
310	OFFICE EXPENSE	7,205	7,170	21,386	21,172
315	PROFESSIONAL AND SPECIALIZED SERVICES	429	433	800	800
330	RENTS & LEASES - EQUIPMENT	639,915	436,601	274,020	274,020
340	SPECIAL DEPARTMENTAL EXPENSE	7,435	14,735	36,636	36,636
346	TRANSPORTATION & TRAVEL - TRAVEL EXPENSE	755	900	1,500	800
347	TRANSPORTATION & TRAVEL - EMPLOYEE AUTO	450	969	550	550
348	TRANSPORTATION & TRAVEL - OTHER	1,060	327	1,000	1,000
	<b>TOTAL SERVICES AND SUPPLIES</b>	<b>\$ 658,534</b>	<b>\$ 462,379</b>	<b>\$ 338,186</b>	<b>\$ 337,272</b>
FIXED ASSETS					
510	EQUIPMENT	\$ 2,332	\$ 21,490	\$ 17,792	\$ 17,792
NO. QUAN. DESCRIPTION					
1	LOT MINOR EQUIPMENT			\$ 1,820	\$ 1,820
2	1 FOLDING MACHINE			1,765	1,765
3	1 READER PRINTER			1,780	1,780
4	1 TYPEWRITER, MANUAL			242	242
5	1 TYPEWRITER, ELECTRIC, 15 IN			535	535
6	1 PLATEMAKER			6,400	6,400
7	1 OFFSET DUPLICATOR			4,950	4,950
8	2 LIGHT TABLES			300	300
	<b>TOTAL FIXED ASSETS</b>	<b>\$ 2,332</b>	<b>\$ 21,490</b>	<b>\$ 17,792</b>	<b>\$ 17,792</b>
EXPENDITURE TRANSFERS AND REIMBURSEMENTS					
600	CCSTS APPLIED	\$ 19,066CR	\$	\$	\$
	<b>TOTAL EXPENDITURE TRANSFERS AND REIMBURSEMENTS</b>	<b>\$ 19,066CR</b>	<b>\$</b>	<b>\$</b>	<b>\$</b>
	<b>TOTAL DEPARTMENT 1000</b>	<b>\$ 1,064,106</b>	<b>\$ 909,860</b>	<b>\$ 837,715</b>	<b>\$ 829,575</b>

COUNTY OF SAN DIEGO FINAL BUDGET  
 1970-1971  
 BUDGET UNIT EXPENDITURE DETAIL  
 SCHEDULE 6  
 FUND - GENERAL-1001

FUNCTION - GENERAL

ACTIVITY - ELECTIONS

BUDGET UNIT - 1010 REGISTRAR OF VOTERS, GENERAL ELECTION

SUB OBJECT ACCOUNT	EXPENDITURE CLASSIFICATION	EXPENDITURES		APPROPRIATIONS	
		ACTUAL EXPENDITURES 1968-1969	ACTUAL EXPENDITURES 1969-1970	EXPENDITURE ESTIMATES RECOMMENDED 1970-1971	ADOPTED BY THE BOARD OF SUPERVISORS 1970-1971
SERVICES AND SUPPLIES					
310 OFFICE EXPENSE		\$ 29,733	\$	\$ 46,073	\$ 46,073
315 PROFESSIONAL AND SPECIALIZED SERVICES		94,950		109,200	109,200
320 PUBLICATIONS AND LEGAL NOTICES		8,652		9,923	9,923
325 RENT & LEASE - STRUCT, IMPROVE & GROUNDS		18,765		19,850	19,850
330 RENTS & LEASES - EQUIPMENT		192		300	300
340 SPECIAL DEPARTMENTAL EXPENSE		48,512		63,545	63,545
348 TRANSPORTATION & TRAVEL - OTHER		2,578		3,279	3,279
<b>TOTAL SERVICES AND SUPPLIES</b>		<b>\$ 203,382</b>	<b>\$</b>	<b>\$ 252,170</b>	<b>\$ 252,170</b>
<b>TOTAL DEPARTMENT 1010</b>		<b>\$ 203,382</b>	<b>\$</b>	<b>\$ 252,170</b>	<b>\$ 252,170</b>

COUNTY OF SAN DIEGO FINAL BUDGET  
 1970-1971  
 BUDGET UNIT EXPENDITURE DETAIL  
 SCHEDULE 5  
 FUND - GENERAL-1001

FUNCTION - GENERAL

ACTIVITY - ELECTIONS

BUDGET UNIT - 1020 REGISTRAR OF VOTERS, PRIMARY ELECTION

SUB OBJECT ACCOUNT	EXPENDITURE CLASSIFICATION	EXPENDITURES		EXPENDITURE	APPROPRIATIONS
		ACTUAL EXPENDITURES 1968-1969	ACTUAL EXPENDITURES 1969-1970	ESTIMATES RECOMMENDED 1970-1971	ADOPTED BY THE BOARD OF SUPERVISORS 1970-1971
SERVICES AND SUPPLIES					
310 OFFICE EXPENSE		\$	\$ 34,561	\$	\$
315 PROFESSIONAL AND SPECIALIZED SERVICES			109,188		
320 PUBLICATIONS AND LEGAL NOTICES			10,713		
325 RENT & LEASE - STRUCT, IMPROVE & GROUNDS			19,035		
330 RENTS & LEASES - EQUIPMENT			347		
340 SPECIAL DEPARTMENTAL EXPENSE			71,252		
348 TRANSPORTATION & TRAVEL - OTHER			2,916		
<b>TOTAL SERVICES AND SUPPLIES</b>		\$	\$ 248,052	\$	\$
<b>TOTAL DEPARTMENT 1020</b>		\$	\$ 248,052	\$	\$

COUNTY OF SAN DIEGO FINAL BUDGET  
 1970-1971  
 BUDGET UNIT EXPENDITURE DETAIL  
 SCHEDULE 6  
 FUND - GENERAL-1001

FUNCTION - GENERAL

ACTIVITY - ELECTIONS

BUDGET UNIT - 1030 REGISTRAR OF VOTERS, CITY OF SAN DIEGO ELECTIONS

SUB OBJECT ACCOUNT	EXPENDITURE CLASSIFICATION	EXPENDITURES		APPROPRIATIONS	
		ACTUAL EXPENDITURES 1968-1969	ACTUAL EXPENDITURES 1969-1970	EXPENDITURE ESTIMATES RECOMMENDED 1970-1971	ADOPTED BY THE BOARD OF SUPERVISORS 1970-1971
SERVICES AND SUPPLIES					
310 OFFICE EXPENSE		\$	\$ 23,321	\$	\$
315 PROFESSIONAL AND SPECIALIZED SERVICES			63,285		
325 RENT & LEASE - STRUCT, IMPROVE & GROUNDS			14,865		
330 RENTS & LEASES - EQUIPMENT			35,361		
340 SPECIAL DEPARTMENTAL EXPENSE			35,450		
348 TRANSPORTATION & TRAVEL - OTHER			1,773		
<b>TOTAL SERVICES AND SUPPLIES</b>		\$	\$ 139,055	\$	\$
<b>TOTAL DEPARTMENT 1030</b>		\$	\$ 139,055	\$	\$



COUNTY OF SAN DIEGO FINAL BUDGET  
 1970-1971  
 BUDGET UNIT EXPENDITURE DETAIL  
 SCHEDULE 6  
 FUND - GENERAL-1001

FUNCTION - GENERAL

ACTIVITY - ELECTIONS

BUDGET UNIT - 1040 REGISTRAR OF VOTERS, OTHER ELECTIONS AND PETITIONS

SUB OBJECT ACCOUNT	EXPENDITURE CLASSIFICATION	EXPENDITURES		APPROPRIATIONS	
		ACTUAL EXPENDITURES 1968-1969	ACTUAL EXPENDITURES 1969-1970	EXPENDITURE ESTIMATES RECOMMENDED 1970-1971	ADOPTED BY THE BOARD OF SUPERVISORS 1970-1971
SERVICES AND SUPPLIES					
285	MAINTENANCE - EQUIPMENT - OFFICE & OTHER	\$ 17	\$ 30,620	\$ 16,500	\$ 16,500
310	OFFICE EXPENSE	19,004	82,251	30,000	30,000
315	PROFESSIONAL AND SPECIALIZED SERVICES	56,004	7,848	6,800	6,800
320	PUBLICATIONS AND LEGAL NOTICES	8,524	13,470	3,500	3,500
325	RENT & LEASE - STRUCT, IMPROVE & GROUNDS	9,405	34,954	24,600	24,600
340	SPECIAL DEPARTMENTAL EXPENSE	29,937	1,624	1,300	1,300
348	TRANSPORTATION & TRAVEL - OTHER	1,010			
	<b>TOTAL SERVICES AND SUPPLIES</b>	<b>\$ 123,901</b>	<b>\$ 170,767</b>	<b>\$ 82,700</b>	<b>\$ 82,700</b>
	<b>TOTAL DEPARTMENT 1040</b>	<b>\$ 123,901</b>	<b>\$ 170,767</b>	<b>\$ 82,700</b>	<b>\$ 82,700</b>

COUNTY OF SAN DIEGO FINAL BUDGET  
 1970-1971  
 BUDGET UNIT EXPENDITURE DETAIL  
 SCHEDULE 6  
 FUND - GENERAL-1001

FUNCTION - GENERAL

ACTIVITY - COMMUNICATIONS

BUDGET UNIT - 1100 DEPARTMENT OF THE COUNTY ENGINEER, COMMUNICATIONS DIVISION

SUB OBJECT ACCOUNT	EXPENDITURE CLASSIFICATION	EXPENDITURES		APPROPRIATIONS	
		ACTUAL EXPENDITURES 1968-1969	ACTUAL EXPENDITURES 1969-1970	EXPENDITURE ESTIMATES RECOMMENDED 1970-1971	ADOPTED BY THE BOARD OF SUPERVISORS 1970-1971
SERVICES AND SUPPLIES					
285 MAINTENANCE - EQUIPMENT - OFFICE & OTHER		\$ 248,829	\$ 210,282	\$	\$
<b>TOTAL SERVICES AND SUPPLIES</b>		<b>\$ 248,829</b>	<b>\$ 210,282</b>	<b>\$</b>	<b>\$</b>
FIXED ASSETS					
510 EQUIPMENT		\$ 150,680	\$ 70,189	\$	\$
<b>TOTAL FIXED ASSETS</b>		<b>\$ 150,680</b>	<b>\$ 70,189</b>	<b>\$</b>	<b>\$</b>
EXPENDITURE TRANSFERS AND REIMBURSEMENTS					
600 CCSTS APPLIED		\$ 10,000CR	\$	\$	\$
<b>TOTAL EXPENDITURE TRANSFERS AND REIMBURSEMENTS</b>		<b>\$ 10,000CR</b>	<b>\$</b>	<b>\$</b>	<b>\$</b>
<b>TOTAL DEPARTMENT 1100</b>		<b>\$ 389,509</b>	<b>\$ 280,471</b>	<b>\$</b>	<b>\$</b>

COUNTY OF SAN DIEGO FINAL BUDGET  
 1970-1971  
 BUDGET UNIT EXPENDITURE DETAIL  
 SCHEDULE 5  
 FUND - GENERAL-1001

FUNCTION - GENERAL

ACTIVITY - COMMUNICATIONS

BUDGET UNIT - 1150 DEPT. OF PUBLIC WORKS, COMMUNICATIONS

SUB OBJECT ACCOUNT	EXPENDITURE CLASSIFICATION	EXPENDITURES		APPROPRIATIONS	
		ACTUAL EXPENDITURES 1968-1969	ACTUAL EXPENDITURES 1969-1970	EXPENDITURE ESTIMATES RECOMMENDED 1970-1971	ADOPTED BY THE BOARD OF SUPERVISORS 1970-1971
SERVICES AND SUPPLIES					
215 COMMUNICATIONS		\$ 532,870	\$ 579,414	\$	\$
315 PROFESSIONAL AND SPECIALIZED SERVICES			335		
346 TRANSPORTATION & TRAVEL - TRAVEL EXPENSE		\$ 532,862 <sup>8CR</sup>	\$ 579,749	\$	\$
<b>TOTAL SERVICES AND SUPPLIES</b>		\$ 532,862	\$ 579,749	\$	\$
<b>TOTAL DEPARTMENT 1150</b>		\$ 532,862	\$ 579,749	\$	\$

COUNTY OF SAN DIEGO FINAL BUDGET  
1970-1971  
BUDGET UNIT EXPENDITURE DETAIL  
SCHEDULE 6  
FUND - GENERAL-1001

FUNCTION - GENERAL

ACTIVITY - PROP MGT &amp; PLANT ACQTN

BUDGET UNIT - 1180 OFFICE OF PROPERTY MANAGEMENT AND AVIATION - PROPERTY MGT

SUB OBJECT ACCOUNT	EXPENDITURE CLASSIFICATION	EXPENDITURES		APPROPRIATIONS	
		ACTUAL EXPENDITURES 1968-1969	ACTUAL EXPENDITURES 1969-1970	EXPENDITURE ESTIMATES RECOMMENDED 1970-1971	ADOPTED BY THE BOARD OF SUPERVISORS 1970-1971
<b>SALARIES AND EMPLOYEE BENEFITS</b>					
101	SALARIES AND WAGES - PERMANENT	\$ 36,989	\$ 221,227	\$	\$
102	SALARIES AND WAGES - NONPERMANENT	1,996	13,012		
160	RETIREMENT - C.E.R.S.		16,204		
165	RETIREMENT - O.A.S.D.I.		8,828		
170	EMPLOYEE GROUP INSURANCE		2,024		
	<b>TOTAL SALARIES AND EMPLOYEE BENEFITS</b>	<b>\$ 38,985</b>	<b>\$ 261,295</b>	<b>\$</b>	<b>\$</b>
<b>SERVICES AND SUPPLIES</b>					
285	MAINTENANCE - EQUIPMENT - OFFICE & OTHER	\$ 28	\$ 123	\$	\$
300	MEMBERSHIPS	137	316		
310	OFFICE EXPENSE	490	2,160		
315	PROFESSIONAL AND SPECIALIZED SERVICES	8,000	12,829		
320	PUBLICATIONS AND LEGAL NOTICES	227	133		
325	RENT & LEASE - STRUCT, IMPROVE & GROUNDS	1,253,024	1,415,538		
330	RENTS & LEASES - EQUIPMENT		1,514		
335	SMALL TOOLS AND INSTRUMENTS		436		
340	SPECIAL DEPARTMENTAL EXPENSE	11,553	1,974		
346	TRANSPORTATION & TRAVEL - TRAVEL EXPENSE	19	58		
347	TRANSPORTATION & TRAVEL - EMPLOYEE AUTO	756	7,932		
350	UTILITIES	43	103		
	<b>TOTAL SERVICES AND SUPPLIES</b>	<b>\$ 1,274,377</b>	<b>\$ 1,443,116</b>	<b>\$</b>	<b>\$</b>
<b>OTHER CHARGES</b>					
467	TAXES AND ASSESSMENTS	\$ 19,015	\$ 1,054	\$	\$
	<b>TOTAL OTHER CHARGES</b>	<b>\$ 19,015</b>	<b>\$ 1,054</b>	<b>\$</b>	<b>\$</b>
<b>FIXED ASSETS</b>					
510	EQUIPMENT	\$	\$ 20,699	\$	\$
520	LAND	\$ 49,208	\$ 84,670	\$	\$
530	STRUCTURES AND IMPROVEMENTS	\$	\$ 80,000	\$	\$
	<b>TOTAL FIXED ASSETS</b>	<b>\$ 49,208</b>	<b>\$ 185,369</b>	<b>\$</b>	<b>\$</b>
<b>EXPENDITURE TRANSFERS AND REIMBURSEMENTS</b>					
600	CCSTS APPLIED	\$ 12,450CR	\$ 91,256CR	\$	\$
	<b>TOTAL EXPENDITURE TRANSFERS AND REIMBURSEMENTS</b>	<b>\$ 12,450CR</b>	<b>\$ 91,256CR</b>	<b>\$</b>	<b>\$</b>
	<b>TOTAL DEPARTMENT 1180</b>	<b>\$ 1,369,135</b>	<b>\$ 1,799,578</b>	<b>\$</b>	<b>\$</b>

COUNTY OF SAN DIEGO FINAL BUDGET  
 1970-1971  
 BUDGET UNIT EXPENDITURE DETAIL  
 SCHEDULE 6  
 FUND - GENERAL-1001

FUNCTION - GENERAL FUNCTION

BUDGET UNIT - 1200 PUBLIC WORKS AGENCY

ACTIVITY - OTHER GENERAL

SUB OBJECT ACCOUNT	EXPENDITURE CLASSIFICATION	EXPENDITURES		APPROPRIATIONS	
		ACTUAL EXPENDITURES 1968-1969	ACTUAL EXPENDITURES 1969-1970	EXPENDITURE ESTIMATES RECOMMENDED 1970-1971	ADOPTED BY THE BOARD OF SUPERVISORS 1970-1971
<b>SALARIES AND EMPLOYEE BENEFITS</b>					
101	SALARIES AND WAGES - PERMANENT	\$	\$ 214,506	\$ 1,622,330	\$ 1,622,330
102	SALARIES AND WAGES - NONPERMANENT		52,369	187,081	187,081
160	RETIREMENT - C.E.R.S.		20,245	148,281	148,281
165	RETIREMENT - O.A.S.D.I.		10,964	62,497	62,497
170	EMPLOYEE GROUP INSURANCE		3,202	25,483	25,483
175	EMPLOYEES COMP INSURANCE		1,037	6,647	6,647
190	SALARY SAVINGS				30,785CR
	<b>TOTAL SALARIES AND EMPLOYEE BENEFITS</b>	\$	\$ 302,323	\$ 2,052,319	\$ 2,021,534
<b>SERVICES AND SUPPLIES</b>					
210	CLOTHING AND PERSONAL SUPPLIES	\$	\$	\$ 200	\$ 200
215	COMMUNICATIONS			57,840	57,840
230	HOUSEHOLD EXPENSE			100	100
285	MAINTENANCE - EQUIPMENT - OFFICE & OTHER		51,596	2,470	2,470
290	MAINTENANCE - STRUCT, IMPROVE & GROUNDS			163,288	163,288
291	MAINTENANCE - STRUCT, IMPROVE & GROUNDS			108,351	108,351
300	MEMBERSHIPS		180	3,310	3,310
310	OFFICE EXPENSE		3,270	39,305	39,305
315	PROFESSIONAL AND SPECIALIZED SERVICES		46	483,043	476,460
320	PUBLICATIONS AND LEGAL NOTICES			1,040	1,040
325	RENT & LEASE - STRUCT, IMPROVE & GROUNDS			1,400,600	1,400,600
330	RENTS & LEASES - EQUIPMENT		18,536	120,500	120,500
335	SMALL TOOLS AND INSTRUMENTS		229	1,030	1,030
340	SPECIAL DEPARTMENTAL EXPENSE		3,988	650	650
346	TRANSPORTATION & TRAVEL - TRAVEL EXPENSE			9,825	9,000
347	TRANSPORTATION & TRAVEL - EMPLOYEE AUTO		543	21,665	21,665
348	TRANSPORTATION & TRAVEL - OTHER			2,200	2,200
350	UTILITIES			38,150	38,150
	<b>TOTAL SERVICES AND SUPPLIES</b>	\$	\$ 78,388	\$ 2,453,567	\$ 2,446,159
<b>OTHER CHARGES</b>					
453	CONTRIBUTIONS TO OTHER AGENCIES	\$	\$	\$ 596,627	\$ 596,627
	<b>TOTAL OTHER CHARGES</b>	\$	\$	\$ 596,627	\$ 596,627
<b>FIXED ASSETS</b>					
510	EQUIPMENT	\$	\$ 1,497	\$ 66,290	\$ 66,290
<b>NO. QUAN. DESCRIPTION</b>					
1	LOT MINOR EQUIPMENT			\$ 15,270	\$ 15,270
2	LCT OFFICE EQUIPMENT & FURNISHING			11,015	11,015
3	7 TYPEWRITER, ELECTRIC			3,835	3,835
4	9 DICTATING & TRANSCRIB. MACHINE			3,960	3,960
5	3 DESK, STEEL			555	555
6	1 PLAN RACK, METAL, VERTICAL			200	200
7	1 CAMERA, 35 MM			300	300
8	1 LIGHT TABLE			200	200
9	2 CALCULATOR			1,600	1,600
10	LCT PICNIC EQUIPMENT			29,355	29,355
520	LAND	\$	\$	\$ 5,926,290	\$ 5,451,290
	<b>TOTAL FIXED ASSETS</b>	\$	\$ 1,497	\$ 5,992,580	\$ 5,517,580
<b>EXPENDITURE TRANSFERS AND REIMBURSEMENTS</b>					
600	COSTS APPLIED	\$	\$ 269,767CR	\$ 1,849,360CR	\$ 1,956,220CR
605	REIMBURSED PROJECTS		3,018CR		
	<b>TOTAL EXPENDITURE TRANSFERS AND REIMBURSEMENTS</b>	\$	\$ 272,785CR	\$ 1,849,360CR	\$ 1,956,220CR
	<b>TOTAL DEPARTMENT 1200</b>	\$	\$ 109,423	\$ 9,245,733	\$ 8,625,680

COUNTY OF SAN DIEGO FINAL BUDGET  
1970-1971  
BUDGET UNIT EXPENDITURE DETAIL  
SCHEDULE 6  
FUND - GENERAL-1001

FUNCTION - GENERAL

ACTIVITY - PLANT ACQUISITION

## BUDGET UNIT - 1250 PUBLIC WORKS AGENCY, CAPITAL PROJECTS

SUB OBJECT ACCOUNT	EXPENDITURE CLASSIFICATION	EXPENDITURES		APPROPRIATIONS	
		ACTUAL EXPENDITURES 1968-1969	ACTUAL EXPENDITURES 1969-1970	EXPENDITURE ESTIMATES RECOMMENDED 1970-1971	ADOPTED BY THE BOARD OF SUPERVISORS 1970-1971
FIXED ASSETS					
530 STRUCTURES AND IMPROVEMENTS		\$	\$	\$ 4,152,506	\$ 2,314,309
9943	ADMINISTRATION CENTER				
	CENTRAL AIR CONDITIONING			\$ 708,000	\$ -0-
1144	REPLACEMENT LATH HOUSE			-0-	-0-
1179	AIR COND DEPT PUBLIC WELFARE			-0-	-0-
135	THIRD FLOOR ADD COUNTY COUNSEL			-0-	-0-
1012	CARPETING FOR PERSONNEL DEPT.			-0-	-0-
1113	BRANCH CENTERS OR BUILDINGS EL CAJON - INC CAP AIR UNIT D. P. AREA			1,365	1,365
1159	SANTEE OPERATIONS AREA				
	GRADE PAVE STRIPE PARKING AREA			5,715	5,715
1029	COMMUNICATIONS MAINTENANCE SHOP			-0-	-0-
1206	INCREASE ELECT SERVICE CAPACITY		x	4,860	4,860
9240	MICROFILM STORAGE VAULT			73,950	73,950
1115	STOREROOM - ADDITION			-0-	-0-
9127	VISTA CENTER ACCESS ROAD & UTLS			129,770	79,770
121	LA MESA, BLDG. INSP OFFICE SPACE			37,135	37,135
9949	COURTHOUSE COMPLEX				
	CENTRAL AIR CONDITIONING			540,790	-0-
1207	FLOODLIGHTING OF EXTERIORS			7,490	-0-
1104	ADD REFRIGERAT STORAGE SPACE			33,580	33,580
1107	INSTALL TOILET TEMP BOOKING ROOM		x	1,605	1,605
1085	ROOM 1101 IMP MOVEMENT CNTRL SYS			57,825	-0-
1239	AIR CONDITIONING SHERIFF BUS OFF			1,235	1,235
1101	AIR CONDITIONING SECURITY HALLWAY			-0-	-0-
1126	OPERATIONS CENTER				
	ROOFTOP RMS - INSULATE & VENT 3RD PHASE			3,350	3,350
1129	IRRIG SYS INSTALL AUTO CONTROL			-0-	-0-
1242	INCREASE EMERGENCY ELECT CAP		x	5,645	5,645
1028	BLDG 2 - RESTROOM		x	2,070	2,070
1121	BLDG 9 SUPPLMT COOLING TOWER			28,620	28,620
1138	BLDG 10 ADD TO PAINT SHOP			-0-	-0-
1129	BLDG 10 SHED ROOF FOR TOWED EQUIP			-0-	-0-
1140	BLDG 10 ROLL-UP DOOR TO POWERED OPER			-0-	-0-
1145	BLDG 14 ENCLOSURE FOR TRASH BINS			-0-	-0-
1146	BLDG 15 ENCLOSURE FOR TRASH BINS			-0-	-0-
1185	CIVIL DEFENSE				
	SIX METAL STORAGE BUILDINGS			-0-	-0-
1186	REPLACE ADMIN & TRAIN FACILITY			-0-	-0-
1188	EMERGENCY OPER CTR ACOUSTIC TREATMENT			1,370	1,370
1189	EMERGENCY OPER CTR SCREEN WALL			-0-	-0-
1128	DEPARTMENT OF EDUCATION				
	ED CTR EXTEND IRRIGATION SYS			11,310	11,310
1133	ED CTR GARDENER STORAGE BLDG			-0-	-0-
	PROBATION DEPARTMENT				
1015	HILLCREST RECEIVING HOME				
	SCHOOL BUILDING - ADD CLASSROOM		x	34,080	-0-
1048	SECURITY LIGHTING TO UNIT 500			815	815
1071	JUVENILE HALL				
1071	ADDITION JUVENILE COURT			-0-	-0-

COUNTY OF SAN DIEGO FINAL BUDGET  
1970-1971  
BUDGET UNIT EXPENDITURE DETAIL  
SCHEDULE 6  
FUND - GENERAL-1001

FUNCTION - GENERAL

ACTIVITY - PLANT ACQUISITION

BUDGET UNIT - 1250 PUBLIC WORKS AGENCY, CAPITAL PROJECTS - CONTINUED

SUB OBJECT ACCOUNT	EXPENDITURE CLASSIFICATION	EXPENDITURES		APPROPRIATIONS	
		ACTUAL EXPENDITURES 1968-1969	ACTUAL EXPENDITURES 1969-1970	EXPENDITURE ESTIMATES RECOMMENDED 1970-1971	ADOPTED BY THE BOARD OF SUPERVISORS 1970-1971
FIXED ASSETS - CONTINUED					
1016	ADDITIONAL WOMEN RESTRM DEPT ED			\$ -0-	\$ -0-
1056	ADDITION FOR HOLDING ROOM			2,215	2,215
1053	INTERIOR SECURITY FENCING		x	-0-	-0-
1054	SECURITY LIGHTING RECR AREAS			-0-	-0-
57	HILLCREST - SICK BAY ADD			27,165	27,165
1119	GARDENERS EQUIPMENT BUILDING			-0-	-0-
1143	GRADE, SURFACE DRAINAGE ROAD			7,550	7,550
1122	PAINT SHOP		x	6,770	6,770
LAS COLINAS					
1067	EMERGENCY LIGHTING SYSTEM			35,280	-0-
1070	COVERED PASSAGEWAYS			-0-	-0-
1120	CONTROL PERM ACCESS TO ROOFS		x	3,470	3,470
1068	ENCLOSED TRASH PICKUP AREA			-0-	-0-
1109	RANCHO DEL CAMPO EFFLUENT TREATMENT EQUIPMENT		x	3,920	3,920
DEPARTMENT OF MEDICAL INSTITUTIONS					
9350	VAUCLAIN PT MENTAL HEALTH FACILITY DEPARTMENT OF PUBLIC HEALTH S D PRIM HEALTH CENTER BLDG			378,672	-0-
1111	SUMP PUMP PREVENT FLOOD ELEV PIT		x	350	350
1009	N CTL S D SECONDARY HLTH CTR			-0-	-0-
1008	SO BAY SECONDARY HLTH CTR			-0-	-0-
1007	SE S D SECONDARY HLT CTR			-0-	-0-
DEPARTMENT OF PUBLIC WELFARE					
1180	CTL DIST OFF AIR COND SWITCHBD RM		x	1,340	1,340
1210	CTL DIST OFF LANDSCAPE			-0-	-0-
1247	S BAY DIST OFF OFFSITE IMPROVE			-0-	-0-
COUNTY VETERINARIAN					
1075	NORTH COUNTY ANIMAL SHELTER ADDITIONAL DOG RUN AND KENNEL			-0-	-0-
1131	IRRIG SYS INSTALL AUTO CONTROL			-0-	-0-
1077	VIEW ENCL ADOPTABLE ANIMALS		x	5,260	5,260
1213	S CO ANIMAL SHELTER LANDSCAPE			-0-	-0-
1214	AGUA CALIENTE AIRPORT TIE DOWN APRON & TURNAROUND			6,945	6,945
1218	BORREGO VALLEY AIRPORT INSTALL LIGHTED WIND TEE		x	900	900
1228	GILLESPIE FIELD AIRPORT INSTRUMENT APPROACH SYSTEM			57,885	57,885
1238	ADMIN BLDG EXPAND AUTO PARK LOT			-0-	-0-
1227	DRAIN & BRIDGE DESIGN ONLY FY 70-71			24,760	-0-
1230	ACCESS ROAD DESIGN ONLY FY 70-71			1,300	-0-
1231	EXT CLEAR ZONE RUNWAY 27L			2,575	2,575
9137	JOE CROSSON DR. IMP.			9,112	9,112
9140	E. POR. N/S TAXIWAY			96,022	96,022
1232	PAVE PARK LOT WEST FAA TOWER			-0-	-0-
1233	SEWER LINE METER STN E OF N/S RW			2,150	2,150
9104	WATER DISTRIBUTION SYSTEM			-0-	-0-
1237	ADM BLDG EXT SIDEWALK SAFETY WALL			-0-	-0-
1215	JACUMBA AIRPORT RUNWAY EXT & CLEAR ZONE			835	835
9142	PALOMAR AIRPORT CONSTRUCT PAVE LIGHT LATL TAXIWAY			34,670	34,670

CCOUNTY OF SAN DIEGO FINAL BUDGET  
 1970-1971  
 BUDGET UNIT EXPENDITURE DETAIL  
 SCHEDULE 6  
 FUND - GENERAL-1001

FUNCTION - GENERAL

ACTIVITY - PLANT ACQUISITION

BUDGET UNIT - 1250 PUBLIC WORKS AGENCY, CAPITAL PROJECTS - CONTINUED

SUB OBJECT ACCOUNT	EXPENDITURE CLASSIFICATION	EXPENDITURES		APPROPRIATIONS	
		ACTUAL EXPENDITURES 1968-1969	ACTUAL EXPENDITURES 1969-1970	EXPENDITURE ESTIMATES RECOMMENDED 1970-1971	ADOPTED BY THE BOARD OF SUPERVISORS 1970-1971
FIXED ASSETS - CONTINUED					
1221	STROBE LIGHT RUNWAY 24			\$ 35,790	\$ 35,790
1222	WEATHERPROOF AREA RAMP & CIRCLE			2,805	2,805
1223	EXPAND EASTERN PARK LOT			-0-	-0-
1225	IMP SANIT FILL SITE LEASABLE AREA			1,370	1,370
1226	PROPERTY MAINT BLDG & LGT			-0-	-0-
1219	RAMONA AIRPORT ADD LAND PRIOR IMPROVE			-0-	-0-
	PARK DEVELOPMENT PROJECTS				
	VARIOUS PARKS				
1710	WASTE WATER DISPOSAL IMPROVE			77,325	77,325
1714	LANDSCAPE IMPROVEMENT			50,530	50,530
1719	LAKE JENNINGS PARK FOUR HORSESHOE COURTS		x	4,300	4,300
1720	LEMEN GROVE PARK PROTECTIVE LIGHTING		x	3,705	3,705
1722	LOWER OTAY LAKE PARK AUTOM IRRIG SYS RESTRM TURF			58,442	58,442
1724	OLD IRONSIDES PARK CONCRETE CURB STEPS & PATH		x	3,875	3,875
1735	CONCRETE FOOTBRIDGE			7,175	7,175
1704	POTRERO REGIONAL PARK INITIAL DEVELOPMENT			504,290	504,290
1705	INITIAL DEVELOP SUPPORT FACIL			90,000	90,000
1728	QUAIL PARK CONCRETE STAIRS AND WALK		x	1,160	1,160
1729	SEACLIFF PARK ROADS PARK & IRRIG SYS			24,350	24,350
1721	LIVE OAK PARK SERVICE ROAD			1,996	1,996
1727	PINE VALLEY PARK RECREATION FACILITY			13,077	13,077
1732	DOS PICOS PARK JUNIOR RECREATION AREA			14,040	14,040
1701	GUAJOME PARK INITIAL DEVELOPMENT			250,000	250,000
1702	LGS PENASQUITOS PARK INITIAL DEVELOPMENT			250,000	250,000
1703	HEISE PARK SECOND INCREMENT DEVELOPMENT			147,550	147,550
1740	LAKE MORENA INITIAL DEVELOPMENT			211,000	211,000
<b>TOTAL FIXED ASSETS</b>		\$	\$	\$ 4,152,506	\$ 2,314,309
<b>TOTAL DEPARTMENT 1250</b>		\$	\$	\$ 4,152,506	\$ 2,314,309



COUNTY OF SAN DIEGO FINAL BUDGET  
 1970-1971  
 BUDGET UNIT EXPENDITURE DETAIL  
 SCHEDULE 6  
 FUND - GENERAL-1001

FUNCTION - GENERAL

ACTIVITY - PROPERTY MANAGEMENT

BUDGET UNIT - 1300 DEPARTMENT OF GENERAL SERVICES

SUB OBJECT ACCOUNT	EXPENDITURE CLASSIFICATION	EXPENDITURES		APPROPRIATIONS	
		ACTUAL EXPENDITURES 1968-1969	ACTUAL EXPENDITURES 1969-1970	EXPENDITURE ESTIMATES RECOMMENDED 1970-1971	ADOPTED BY THE BOARD OF SUPERVISORS 1970-1971
<b>SALARIES AND EMPLOYEE BENEFITS</b>					
101	SALARIES AND WAGES - PERMANENT	\$ 189,235	\$ 143,410	\$ 4,501,347	\$ 4,501,347
102	SALARIES AND WAGES - NONPERMANENT	1,667	4,509	348,459	348,459
160	RETIREMENT - C.E.R.S.			426,003	426,003
165	RETIREMENT - O.A.S.D.I.			189,578	189,578
170	EMPLOYEE GROUP INSURANCE			96,621	96,621
175	EMPLOYEES COMP INSURANCE			17,278	17,278
190	SALARY SAVINGS				83,689CR
<b>TOTAL</b>	<b>SALARIES AND EMPLOYEE BENEFITS</b>	<b>\$ 190,902</b>	<b>\$ 147,919</b>	<b>\$ 5,579,286</b>	<b>\$ 5,495,597</b>
<b>SERVICES AND SUPPLIES</b>					
210	CLOTHING AND PERSONAL SUPPLIES			\$ 3,745	\$ 3,745
215	COMMUNICATIONS			688,000	688,000
230	HOUSEHOLD EXPENSE			61,783	61,783
280	MAINTENANCE - EQUIPMENT - AUTOMOTIVE			669,588	669,588
285	MAINTENANCE - EQUIPMENT - OFFICE & OTHER	1,052	606	7,610	7,610
290	MAINTENANCE - STRUCT, IMPROVE & GROUNDS			611,440	611,440
291	MAINTENANCE - STRUCT, IMPROVE & GROUNDS			625,480	514,090
295	MEDICAL, DENTAL AND LABORATORY SUPPLIES		2	75	75
300	MEMBERSHIPS	315	460	519	519
310	OFFICE EXPENSE	5,038	2,366	16,065	16,065
315	PROFESSIONAL AND SPECIALIZED SERVICES		36,506	1,932,052	1,900,052
330	RENTS & LEASES - EQUIPMENT	1,740	9,211	11,490	11,490
335	SMALL TOOLS AND INSTRUMENTS			17,725	17,725
340	SPECIAL DEPARTMENTAL EXPENSE	127	185	36,920	36,920
346	TRANSPORTATION & TRAVEL - TRAVEL EXPENSE	1,029	517	3,153	2,853
347	TRANSPORTATION & TRAVEL - EMPLOYEE AUTO	222	167	43,472	43,472
348	TRANSPORTATION & TRAVEL - OTHER			800	800
350	UTILITIES			534,784	534,784
<b>TOTAL</b>	<b>SERVICES AND SUPPLIES</b>	<b>\$ 9,523</b>	<b>\$ 50,020</b>	<b>\$ 5,264,701</b>	<b>\$ 5,121,011</b>
<b>FIXED ASSETS</b>					
510	EQUIPMENT	\$ 835	\$ 361	\$ 912,652	\$ 912,652

NO. QUAN. DESCRIPTION

1	LOT	MINGR EQUIPMENT		\$ 4,489	\$ 4,489
2	10	DESK, STEEL		1,580	1,580
3	3	CALCULATOR, ELECTRIC		2,270	2,270
4	2	TYPEWRITER, ELECTRIC		1,070	1,070
5	2	TYPEWRITER, MANUAL		672	672
6	1	ADDING MACHINE		450	450
7	1	CREDENZA		200	200
8	1	DRAFTING TABLE		225	225
9	1	DRAFTING MACHINE		130	130
10	1	CARPET SHAMPOO MACHINE		530	530
11	1	FOLDING MACHINE		830	830
12	1	MANOMETER, PORTABLE		140	140
13	1	METER MACHINE, MAIL		2,130	2,130
14	2	VACUUM CLEANER		510	510
15	1	GRADER, MOTOR		-0-	-0-
16	2	TRACTOR, CRAWLER		-0-	-0-
17	1	TRAILER, LOW BED		-0-	-0-
18	2	TANK, FUEL STORAGE		560	560
19	1	COMPRESSOR, AIR		1,700	1,700
20	1	GRINDER, DRILL		200	200
21	1	TESTER, EXHALST EMISSION		2,000	2,000
22	1	HOSE COUPLING MACHINE		400	400
23	1	LADDER, STEP		125	125
24	1	REEL, OVERHEAD, AIR		125	125
25	1	WELDING MACHINE		2,387	2,387
26	1	JACK, HYDRAULIC		350	350
27	2	WHEEL BALANCER		186	186
28	42	MOTOR VEHICLE		270,698	270,698
29	155	MOTOR VEHICLE, REPLACEMENT		612,335	612,335
30	1	COMPACTOR, VIBRATING ROLLER		-0-	-0-
31	1	HYDRO-HAMMER, DIESEL POWERED		-0-	-0-

COUNTY OF SAN DIEGO FINAL BUDGET  
 1970-1971  
 BUDGET UNIT EXPENDITURE DETAIL  
 SCHEDULE 6  
 FUND - GENERAL-1001

FUNCTION - GENERAL

ACTIVITY - PROPERTY MANAGEMENT

## BUDGET UNIT - 1300 DEPARTMENT OF GENERAL SERVICES - CONTINUED

SUB OBJECT ACCOUNT	EXPENDITURE CLASSIFICATION	EXPENDITURES		APPROPRIATIONS	
		ACTUAL EXPENDITURES 1968-1969	ACTUAL EXPENDITURES 1969-1970	EXPENDITURE ESTIMATES RECOMMENDED 1970-1971	ADOPTED BY THE BOARD OF SUPERVISORS 1970-1971
FIXED ASSETS - CONTINUED					
NO. QUAN.	DESCRIPTION				
32	1 TRACTOR, W/FRONT LOADER			\$ -0-	\$ -0-
33	1 WEED SPRAYER, 100 GAL. TANK			-0-	-0-
34	1 SANDBLASTER, w/ATTACHMENTS			500	500
35	1 AUTOMATIC HOIST			340	340
36	1 WELDING UNIT			250	250
37	1 WORK BENCH			120	120
38	1 VOLT-OHM AMMETER			100	100
39	1 VACUUM CLEANER			200	200
40	1 SIGN MEN ELECTRO POUNCER			145	145
41	5 TRASH CONTAINER			1,000	1,000
42	1 CUB TRACTOR			2,700	2,700
43	1 PORTABLE MANOMETER			180	180
44	1 CONCRETE VIBRATOR			350	350
45	1 TOOL BOX, WITH STAND			175	175
46	1 VOLT-OHM MILLIAMMETER			300	300
<b>TOTAL FIXED ASSETS</b>		\$ 835	\$ 361	\$ 912,652	\$ 912,652
EXPENDITURE TRANSFERS AND REIMBURSEMENTS					
600 COSTS APPLIED		\$ 2,617CR	\$ 17,340CR	\$ 1,835,373CR	\$ 1,835,373CR
<b>TOTAL EXPENDITURE TRANSFERS AND REIMBURSEMENTS</b>		\$ 2,617CR	\$ 17,340CR	\$ 1,835,373CR	\$ 1,835,373CR
<b>TOTAL DEPARTMENT 1300</b>		\$ 198,643	\$ 180,960	\$ 9,921,266	\$ 9,693,887

COUNTY OF SAN DIEGO FINAL BUDGET  
1970-1971  
BUDGET UNIT EXPENDITURE DETAIL  
SCHEDULE 6  
FUND - GENERAL-1001

FUNCTION - GENERAL

ACTIVITY - PROPERTY MANAGEMENT

BUDGET UNIT - 1320 DEPARTMENT OF PUBLIC WORKS, CONSTRUCTION AND REPAIR DIVISION

SUB OBJECT ACCOUNT	EXPENDITURE CLASSIFICATION	EXPENDITURES		APPROPRIATIONS	
		ACTUAL EXPENDITURES 1968-1969	ACTUAL EXPENDITURES 1969-1970	EXPENDITURE ESTIMATES RECOMMENDED 1970-1971	ADOPTED BY THE BOARD OF SUPERVISORS 1970-1971
SALARIES AND EMPLOYEE BENEFITS					
101	SALARIES AND WAGES - PERMANENT	\$ 1,473,506	\$ 1,669,586	\$	\$
102	SALARIES AND WAGES - NONPERMANENT	21,669	24,396		
	<b>TOTAL SALARIES AND EMPLOYEE BENEFITS</b>	<b>\$ 1,495,175</b>	<b>\$ 1,693,982</b>	<b>\$</b>	<b>\$</b>
SERVICES AND SUPPLIES					
205	AGRICULTURAL	\$	\$ 4	\$	\$
210	CLOTHING AND PERSONAL SUPPLIES	1,991	3,128		
225	FOOD	17			
230	HOUSEHOLD EXPENSE	1,674	2,056		
280	MAINTENANCE - EQUIPMENT - AUTOMOTIVE	46	211		
285	MAINTENANCE - EQUIPMENT - OFFICE & OTHER	5,709	6,441		
290	MAINTENANCE - STRUCT, IMPROVE & GROUNDS	427,466	529,099		
295	MEDICAL, DENTAL AND LABORATORY SUPPLIES	25			
310	OFFICE EXPENSE	1,130	1,258		
315	PROFESSIONAL AND SPECIALIZED SERVICES	125	475		
330	RENTS & LEASES - EQUIPMENT	2,652	9		
335	SMALL TOOLS AND INSTRUMENTS	11,354	14,132		
340	SPECIAL DEPARTMENTAL EXPENSE	1,373	1,016		
346	TRANSPORTATION & TRAVEL - TRAVEL EXPENSE	5	34		
348	TRANSPORTATION & TRAVEL - OTHER	48	75		
350	UTILITIES	16,233	18,104		
	<b>TOTAL SERVICES AND SUPPLIES</b>	<b>\$ 469,848</b>	<b>\$ 576,042</b>	<b>\$</b>	<b>\$</b>
FIXED ASSETS					
510	EQUIPMENT	\$ 11,875	\$ 18,304	\$	\$
	<b>TOTAL FIXED ASSETS</b>	<b>\$ 11,875</b>	<b>\$ 18,304</b>	<b>\$</b>	<b>\$</b>
EXPENDITURE TRANSFERS AND REIMBURSEMENTS					
600	COSTS APPLIED	\$ 491,679CR	\$ 625,497CR	\$	\$
	<b>TOTAL EXPENDITURE TRANSFERS AND REIMBURSEMENTS</b>	<b>\$ 491,679CR</b>	<b>\$ 625,497CR</b>	<b>\$</b>	<b>\$</b>
	<b>TOTAL DEPARTMENT 1320</b>	<b>\$ 1,485,219</b>	<b>\$ 1,662,831</b>	<b>\$</b>	<b>\$</b>

COUNTY OF SAN DIEGO FINAL BUDGET  
 1970-1971  
 BUDGET UNIT EXPENDITURE DETAIL  
 SCHEDULE 6  
 FUND - GENERAL-1001

FUNCTION - GENERAL

ACTIVITY - PROPERTY MANAGEMENT

BUDGET UNIT - 1325 DEPARTMENT OF PUBLIC WORKS, MAJOR MAINTENANCE PROJECTS

EXPENDITURES

APPROPRIATIONS

SUB OBJECT ACCOUNT	EXPENDITURE CLASSIFICATION	ACTUAL EXPENDITURES 1968-1969	ACTUAL EXPENDITURES 1969-1970	EXPENDITURE ESTIMATES RECOMMENDED 1970-1971	ADOPTED BY THE BOARD OF SUPERVISORS 1970-1971
SERVICES AND SUPPLIES					
291 MAINTENANCE - STRUCT, IMPROVE & GROUNDS		\$ 442,093	\$ 486,304	\$	\$
<b>TOTAL SERVICES AND SUPPLIES</b>		<b>\$ 442,093</b>	<b>\$ 486,304</b>	<b>\$</b>	<b>\$</b>
<b>TOTAL DEPARTMENT 1325</b>		<b>\$ 442,093</b>	<b>\$ 486,304</b>	<b>\$</b>	<b>\$</b>

COUNTY OF SAN DIEGO FINAL BUDGET  
 1970-1971  
 BUDGET UNIT EXPENDITURE DETAIL  
 SCHEDULE 6  
 FUND - GENERAL-1001

FUNCTION - GENERAL

ACTIVITY - PROPERTY MANAGEMENT

BUDGET UNIT - 1330 DEPARTMENT OF PUBLIC WORKS, BUILDING SERVICES DIVISION

SUB OBJECT ACCOUNT	EXPENDITURE CLASSIFICATION	EXPENDITURES		APPROPRIATIONS	
		ACTUAL EXPENDITURES 1968-1969	ACTUAL EXPENDITURES 1969-1970	EXPENDITURE ESTIMATES RECOMMENDED 1970-1971	ADOPTED BY THE BOARD OF SUPERVISORS 1970-1971
SALARIES AND EMPLOYEE BENEFITS					
101	SALARIES AND WAGES - PERMANENT	\$ 1,342,991	\$ 1,454,168	\$	\$
102	SALARIES AND WAGES - NONPERMANENT	1,165	12,744		
	<b>TOTAL SALARIES AND EMPLOYEE BENEFITS</b>	<b>\$ 1,344,156</b>	<b>\$ 1,466,912</b>	<b>\$</b>	<b>\$</b>
SERVICES AND SUPPLIES					
210	CLOTHING AND PERSONAL SUPPLIES	\$ 12	\$ 124	\$	\$
215	COMMUNICATIONS	47	360		
230	HOUSEHOLD EXPENSE	48,046	51,938		
285	MAINTENANCE - EQUIPMENT - OFFICE & OTHER	692	795		
290	MAINTENANCE - STRUCT, IMPROVE & GROUNDS	1,564	1,648		
310	OFFICE EXPENSE	4,606	6,026		
325	SMALL TOOLS AND INSTRUMENTS		41		
340	SPECIAL DEPARTMENTAL EXPENSE	171	4		
346	TRANSPORTATION & TRAVEL - TRAVEL EXPENSE	269	349		
347	TRANSPORTATION & TRAVEL - EMPLOYEE AUTO	9,790	12,731		
348	TRANSPORTATION & TRAVEL - OTHER		271		
350	UTILITIES	457,084	476,805		
	<b>TOTAL SERVICES AND SUPPLIES</b>	<b>\$ 522,281</b>	<b>\$ 551,092</b>	<b>\$</b>	<b>\$</b>
FIXED ASSETS					
510	EQUIPMENT	\$ 4,331	\$ 3,674	\$	\$
	<b>TOTAL FIXED ASSETS</b>	<b>\$ 4,331</b>	<b>\$ 3,674</b>	<b>\$</b>	<b>\$</b>
EXPENDITURE TRANSFERS AND REIMBURSEMENTS					
600	COSTS APPLIED	\$ 110,931CR	\$ 117,308CR	\$	\$
	<b>TOTAL EXPENDITURE TRANSFERS AND REIMBURSEMENTS</b>	<b>\$ 110,931CR</b>	<b>\$ 117,308CR</b>	<b>\$</b>	<b>\$</b>
	<b>TOTAL DEPARTMENT 1330</b>	<b>\$ 1,759,837</b>	<b>\$ 1,904,370</b>	<b>\$</b>	<b>\$</b>

COUNTY OF SAN DIEGO FINAL BUDGET  
 1970-1971  
 BUDGET UNIT EXPENDITURE DETAIL  
 SCHEDULE 6  
 FUND - GENERAL-1001

FUNCTION - GENERAL

ACTIVITY - PROPERTY MANAGEMENT

BUDGET UNIT - 1335 DEPARTMENT OF PUBLIC WORKS, CIVIL ENGINEERING DIVISION

SUB OBJECT ACCOUNT	EXPENDITURE CLASSIFICATION	EXPENDITURES		APPROPRIATIONS	
		ACTUAL EXPENDITURES 1968-1969	ACTUAL EXPENDITURES 1969-1970	EXPENDITURE ESTIMATES RECOMMENDED 1970-1971	ADOPTED BY THE BOARD OF SUPERVISORS 1970-1971
SALARIES AND EMPLOYEE BENEFITS					
101	SALARIES AND WAGES - PERMANENT	\$ 216,038	\$ 206,327	\$	\$
102	SALARIES AND WAGES - NONPERMANENT	1,619	3,656	\$	\$
	<b>TOTAL SALARIES AND EMPLOYEE BENEFITS</b>	<b>\$ 217,657</b>	<b>\$ 209,983</b>	<b>\$</b>	<b>\$</b>
SERVICES AND SUPPLIES					
210	CLOTHING AND PERSONAL SUPPLIES	\$ 147	\$	\$	\$
285	MAINTENANCE - EQUIPMENT - OFFICE & OTHER	111	423		
290	MAINTENANCE - STRUCT, IMPROVE & GROUNDS	23	2		
295	MEDICAL, DENTAL AND LABORATORY SUPPLIES	59	12		
300	MEMBERSHIPS	30			
310	OFFICE EXPENSE	3,692	3,270		
315	PROFESSIONAL AND SPECIALIZED SERVICES	18,831	4,794		
330	RENTS & LEASES - EQUIPMENT	58			
335	SMALL TOOLS AND INSTRUMENTS	649	31		
340	SPECIAL DEPARTMENTAL EXPENSE	810	5		
346	TRANSPORTATION & TRAVEL - TRAVEL EXPENSE	780	258		
347	TRANSPORTATION & TRAVEL - EMPLOYEE AUTO	405	685		
348	TRANSPORTATION & TRAVEL - OTHER	992	393		
	<b>TOTAL SERVICES AND SUPPLIES</b>	<b>\$ 26,587</b>	<b>\$ 9,873</b>	<b>\$</b>	<b>\$</b>
FIXED ASSETS					
510	EQUIPMENT	\$ 3,402	\$ 723	\$	\$
	<b>TOTAL FIXED ASSETS</b>	<b>\$ 3,402</b>	<b>\$ 723</b>	<b>\$</b>	<b>\$</b>
EXPENDITURE TRANSFERS AND REIMBURSEMENTS					
600	COSTS APPLIED	\$ 14,872CR	\$ 9,025CR	\$	\$
	<b>TOTAL EXPENDITURE TRANSFERS AND REIMBURSEMENTS</b>	<b>\$ 14,872CR</b>	<b>\$ 9,025CR</b>	<b>\$</b>	<b>\$</b>
	<b>TOTAL DEPARTMENT 1335</b>	<b>\$ 232,774</b>	<b>\$ 211,554</b>	<b>\$</b>	<b>\$</b>

COUNTY OF SAN DIEGO FINAL BUDGET  
 1970-1971  
 BUDGET UNIT EXPENDITURE DETAIL  
 SCHEDULE 6  
 FUND - GENERAL-1001

ACTIVITY - PROPERTY MANAGEMENT

FUNCTION - GENERAL

BUDGET UNIT - 1340 DEPARTMENT OF PUBLIC WORKS, ARCHITECTURAL DIVISION

EXPENDITURES

APPROPRIATIONS

SUB OBJECT ACCOUNT	EXPENDITURE CLASSIFICATION	ACTUAL EXPENDITURES 1968-1969	ACTUAL EXPENDITURES 1969-1970	EXPENDITURE ESTIMATES RECOMMENDED 1970-1971	ADOPTED BY THE BOARD OF SUPERVISORS 1970-1971
<b>SALARIES AND EMPLOYEE BENEFITS</b>					
101	SALARIES AND WAGES - PERMANENT	\$ 212,611	\$ 270,788	\$	\$
102	SALARIES AND WAGES - NONPERMANENT	3,445	10,893		
	<b>TOTAL SALARIES AND EMPLOYEE BENEFITS</b>	<b>\$ 216,056</b>	<b>\$ 281,681</b>	<b>\$</b>	<b>\$</b>
<b>SERVICES AND SUPPLIES</b>					
285	MAINTENANCE - EQUIPMENT - OFFICE & OTHER	\$ 291	\$ 362	\$	\$
290	MAINTENANCE - STRUCT, IMPROVE & GROUNDS	2,235			
300	MEMBERSHIPS	110	165		
310	OFFICE EXPENSE	11,459	8,635		
315	PROFESSIONAL AND SPECIALIZED SERVICES	428,463	708,952		
320	PUBLICATIONS AND LEGAL NOTICES	61			
330	RENTS & LEASES - EQUIPMENT	9,235	438		
335	SMALL TOOLS AND INSTRUMENTS	12	336		
340	SPECIAL DEPARTMENTAL EXPENSE	110	513		
346	TRANSPORTATION & TRAVEL - TRAVEL EXPENSE	472	489		
347	TRANSPORTATION & TRAVEL - EMPLOYEE AUTO	5,364	4,560		
348	TRANSPORTATION & TRAVEL - OTHER	247	58		
	<b>TOTAL SERVICES AND SUPPLIES</b>	<b>\$ 458,079</b>	<b>\$ 724,508</b>	<b>\$</b>	<b>\$</b>
<b>FIXED ASSETS</b>					
510	EQUIPMENT	\$ 1,329	\$ 3,278	\$	\$
	<b>TOTAL FIXED ASSETS</b>	<b>\$ 1,329</b>	<b>\$ 3,278</b>	<b>\$</b>	<b>\$</b>
<b>EXPENDITURE TRANSFERS AND REIMBURSEMENTS</b>					
600	COSTS APPLIED	\$ 6,225CR	\$ 26,001CR	\$	\$
	<b>TOTAL EXPENDITURE TRANSFERS AND REIMBURSEMENTS</b>	<b>\$ 6,225CR</b>	<b>\$ 26,001CR</b>	<b>\$</b>	<b>\$</b>
	<b>TOTAL DEPARTMENT 1340</b>	<b>\$ 669,239</b>	<b>\$ 983,466</b>	<b>\$</b>	<b>\$</b>

COUNTY OF SAN DIEGO FINAL BUDGET  
 1970-1971  
 BUDGET UNIT EXPENDITURE DETAIL  
 SCHEDULE 6  
 FUND - GENERAL-1001

FUNCTION - GENERAL

ACTIVITY - PLANT ACQUISITION

BUDGET UNIT - 1345 DEPARTMENT OF PUBLIC WORKS, CAPITAL PROJECTS

SUB OBJECT ACCOUNT	EXPENDITURE CLASSIFICATION	EXPENDITURES		APPROPRIATIONS	
		ACTUAL EXPENDITURES 1968-1969	ACTUAL EXPENDITURES 1969-1970	EXPENDITURE ESTIMATES RECOMMENDED 1970-1971	ADOPTED BY THE BOARD OF SUPERVISORS 1970-1971
FIXED ASSETS					
530 STRUCTURES AND IMPROVEMENTS		\$ 2,096,629	\$ 1,062,155	\$	\$
<b>TOTAL FIXED ASSETS</b>		<b>\$ 2,096,629</b>	<b>\$ 1,062,155</b>	<b>\$</b>	<b>\$</b>
<b>TOTAL DEPARTMENT 1345</b>		<b>\$ 2,096,629</b>	<b>\$ 1,062,155</b>	<b>\$</b>	<b>\$</b>



COUNTY OF SAN DIEGO FINAL BUDGET  
 1970-1971  
 BUDGET UNIT EXPENDITURE DETAIL  
 SCHEDULE 6  
 FUND - GENERAL-1001

FUNCTION - GENERAL

ACTIVITY - PROPERTY MANAGEMENT

BUDGET UNIT - 1350 DEPARTMENT OF PUBLIC WORKS, COUNTY GARAGE DIVISION

SUB OBJECT ACCOUNT	EXPENDITURE CLASSIFICATION	EXPENDITURES		APPROPRIATIONS	
		ACTUAL EXPENDITURES 1968-1969	ACTUAL EXPENDITURES 1969-1970	EXPENDITURE ESTIMATES RECOMMENDED 1970-1971	ADOPTED BY THE BOARD OF SUPERVISORS 1970-1971
<b>SALARIES AND EMPLOYEE BENEFITS</b>					
101	SALARIES AND WAGES - PERMANENT	\$ 407,449	\$ 463,330	\$	\$
102	SALARIES AND WAGES - NONPERMANENT	5,849	3,619		
	<b>TOTAL SALARIES AND EMPLOYEE BENEFITS</b>	<b>\$ 413,298</b>	<b>\$ 466,949</b>	<b>\$</b>	<b>\$</b>
<b>SERVICES AND SUPPLIES</b>					
210	CLOTHING AND PERSONAL SUPPLIES	\$ 95	\$ 231	\$	\$
230	HOUSEHOLD EXPENSE	1,354	1,354		
242	INSURANCE - INDIVIDUAL AND BLANKET BONDS		25		
280	MAINTENANCE - EQUIPMENT - AUTOMOTIVE	594,833	631,084		
285	MAINTENANCE - EQUIPMENT - OFFICE & OTHER	1,034	1,622		
290	MAINTENANCE - STRUCT, IMPROVE & GROUNDS	3			
295	MEDICAL, DENTAL AND LABORATORY SUPPLIES	25	88		
300	MEMBERSHIPS	44			
310	OFFICE EXPENSE	1,195	1,254		
315	PROFESSIONAL AND SPECIALIZED SERVICES		30,000		
335	SMALL TOOLS AND INSTRUMENTS	10,049	5,190		
340	SPECIAL DEPARTMENTAL EXPENSE	32	66		
346	TRANSPORTATION & TRAVEL - TRAVEL EXPENSE	58	202		
347	TRANSPORTATION & TRAVEL - EMPLOYEE AUTO	4,008	13,150		
348	TRANSPORTATION & TRAVEL - OTHER		129		
	<b>TOTAL SERVICES AND SUPPLIES</b>	<b>\$ 612,730</b>	<b>\$ 684,395</b>	<b>\$</b>	<b>\$</b>
<b>FIXED ASSETS</b>					
510	EQUIPMENT	\$ 448,415	\$ 589,312	\$	\$
	<b>TOTAL FIXED ASSETS</b>	<b>\$ 448,415</b>	<b>\$ 589,312</b>	<b>\$</b>	<b>\$</b>
<b>EXPENDITURE TRANSFERS AND REIMBURSEMENTS</b>					
600	CGSTS APPLIED	\$ 74,283CR	\$ 71,006CR	\$	\$
	<b>TOTAL EXPENDITURE TRANSFERS AND REIMBURSEMENTS</b>	<b>\$ 74,283CR</b>	<b>\$ 71,006CR</b>	<b>\$</b>	<b>\$</b>
	<b>TOTAL DEPARTMENT 1350</b>	<b>\$ 1,400,160</b>	<b>\$ 1,669,650</b>	<b>\$</b>	<b>\$</b>

COUNTY OF SAN DIEGO FINAL BUDGET  
 1970-1971  
 BUDGET UNIT EXPENDITURE DETAIL  
 SCHEDULE 6  
 FUND - GENERAL-1001

FUNCTION - GENERAL

ACTIVITY - PROMOTION

BUDGET UNIT - 1400 FAIRS AND EXHIBITS

SUB OBJECT ACCOUNT	EXPENDITURE CLASSIFICATION	EXPENDITURES		APPROPRIATIONS	
		ACTUAL EXPENDITURES 1968-1969	ACTUAL EXPENDITURES 1969-1970	EXPENDITURE ESTIMATES RECOMMENDED 1970-1971	ADOPTED BY THE BOARD OF SUPERVISORS 1970-1971
SERVICES AND SUPPLIES					
340 SPECIAL DEPARTMENTAL EXPENSE		\$ 10,144	\$ 10,215	\$ 10,215	\$ 10,215
	PC1 CALIFORNIA STATE FAIR			\$ 2,000	\$ 2,000
	PC2 IMPERIAL COUNTY FAIR			1,150	1,150
	PC3 LOS ANGELES CO FAIR			1,900	1,900
	PC4 ORANGE COUNTY FAIR			1,050	1,050
	PC5 RIVERSIDE CO FARMERS FAIR			1,000	1,000
	PC6 SAN DIEGO CO FAIR			1,150	1,150
	PC7 NATL ORANGE SHW			1,800	1,800
	PC8 STATE CAPITAL EXHIBIT			165	165
<b>TOTAL SERVICES AND SUPPLIES</b>		<b>\$ 10,144</b>	<b>\$ 10,215</b>	<b>\$ 10,215</b>	<b>\$ 10,215</b>
<b>TOTAL DEPARTMENT 1400</b>		<b>\$ 10,144</b>	<b>\$ 10,215</b>	<b>\$ 10,215</b>	<b>\$ 10,215</b>

COUNTY OF SAN DIEGO FINAL BUDGET  
 1970-1971  
 BUDGET UNIT EXPENDITURE DETAIL  
 SCHEDULE 6  
 FUND - GENERAL-1001

FUNCTION - GENERAL

ACTIVITY - PROMOTION

BUDGET UNIT - 1500 ADVERTISING COUNTY RESOURCES

SUB OBJECT ACCOUNT	EXPENDITURE CLASSIFICATION	EXPENDITURES		APPROPRIATIONS	
		ACTUAL EXPENDITURES 1968-1969	ACTUAL EXPENDITURES 1969-1970	EXPENDITURE ESTIMATES RECOMMENDED 1970-1971	ADOPTED BY THE BOARD OF SUPERVISORS 1970-1971
SERVICES AND SUPPLIES					
340 SPECIAL DEPARTMENTAL EXPENSE		\$ 305,824	\$ 422,164	\$ 300,000	\$ 280,700
PC1	BAND AND ORCHESTRA COMMISSION			\$ 16,000	\$ 16,000
PC2	COMBO			100,000	100,000
PC3	LOCAL EVENTS & CHAMBER OF COMM.			20,200	20,200
PC4	ECONOMIC DEVELOPMENT CORP			1,000	1,000
PC5	CA MISSION CO VISITORS ASSN			1,500	1,500
PC6	S. D. COUNTY JR. GOLF TOURNAMENT			1,000	1,000
PC7	S. D. JR. CHAMBER - ROSE PARADE			11,000	11,000
PC8	S. D. CONVENTION & VISITORS BAR			110,000	110,000
PC9	CENTURY CLUB ANDY WILLIAMS OPEN			15,000	-0-
P11	MISCELLANEOUS			24,300	20,000
<b>TOTAL SERVICES AND SUPPLIES</b>		<b>\$ 305,824</b>	<b>\$ 422,164</b>	<b>\$ 300,000</b>	<b>\$ 280,700</b>
<b>TOTAL DEPARTMENT 1500</b>		<b>\$ 305,824</b>	<b>\$ 422,164</b>	<b>\$ 300,000</b>	<b>\$ 280,700</b>

COUNTY OF SAN DIEGO FINAL BUDGET  
1970-1971  
BUDGET UNIT EXPENDITURE DETAIL  
SCHEDULE 6  
FUND - GENERAL-1001

FUNCTION - GENERAL

ACTIVITY - OTHER GENERAL

## BUDGET UNIT - 1600 INSURANCE

SUB OBJECT ACCOUNT	EXPENDITURE CLASSIFICATION	EXPENDITURES		APPROPRIATIONS	
		ACTUAL EXPENDITURES 1968-1969	ACTUAL EXPENDITURES 1969-1970	EXPENDITURE ESTIMATES RECOMMENDED 1970-1971	ADOPTED BY THE BOARD OF SUPERVISORS 1970-1971
<b>SALARIES AND EMPLOYEE BENEFITS</b>					
160 RETIREMENT - C.E.R.S.		\$ 60CR	\$	\$	\$
170 EMPLOYEE GROUP INSURANCE		777,675	937,044	1,259,390	1,288,850
<b>TOTAL SALARIES AND EMPLOYEE BENEFITS</b>		<b>\$ 777,675</b>	<b>\$ 937,044</b>	<b>\$ 1,259,390</b>	<b>\$ 1,288,850</b>
<b>SERVICES AND SUPPLIES</b>					
242 INSURANCE - INDIVIDUAL AND BLANKET BONDS		\$ 3,277	\$ 32	\$ 1,500	\$ 1,500
243 INSURANCE - WORKMANS COMPENSATION		178,788	106,445	227,840	217,840
244 INSURANCE - COUNTY PROPERTY		36,394	34,313	38,804	38,804
245 INSURANCE - PUBLIC LIABILITY		151,663	138,485	272,150	272,150
315 PROFESSIONAL AND SPECIALIZED SERVICES			4,740	500	500
360 SUPPORT AND CARE OF PERSONS		60CR			
<b>TOTAL SERVICES AND SUPPLIES</b>		<b>\$ 370,067</b>	<b>\$ 284,019</b>	<b>\$ 540,794</b>	<b>\$ 530,794</b>
<b>EXPENDITURE TRANSFERS AND REIMBURSEMENTS</b>					
600 COSTS APPLIED		\$ 113,795CR	\$ 137,188CR	\$ 346,421CR	\$ 347,861CR
<b>TOTAL EXPENDITURE TRANSFERS AND REIMBURSEMENTS</b>		<b>\$ 113,795CR</b>	<b>\$ 137,188CR</b>	<b>\$ 346,421CR</b>	<b>\$ 347,861CR</b>
<b>TOTAL DEPARTMENT 1600</b>		<b>\$ 1,033,887</b>	<b>\$ 1,083,875</b>	<b>\$ 1,493,763</b>	<b>\$ 1,471,783</b>

COUNTY OF SAN DIEGO FINAL BUDGET  
 1970-1971  
 BUDGET UNIT EXPENDITURE DETAIL  
 SCHEDULE 6  
 FUND - GENERAL-1001

FUNCTION - GENERAL

ACTIVITY - OTHER GENERAL

BUDGET UNIT - 1700 COUNTY EMPLOYEES RETIREMENT

SUB OBJECT ACCOUNT	EXPENDITURE CLASSIFICATION	EXPENDITURES		APPROPRIATIONS	
		ACTUAL EXPENDITURES 1968-1969	ACTUAL EXPENDITURES 1969-1970	EXPENDITURE ESTIMATES RECOMMENDED 1970-1971	ADOPTED BY THE BOARD OF SUPERVISORS 1970-1971
SALARIES AND EMPLOYEE BENEFITS					
160 RETIREMENT - C.E.R.S.		\$ 4,736,944	\$ 5,438,717	\$ 7,384,630	\$ 7,261,483
165 RETIREMENT - O.A.S.D.I.		\$ 1,863,431	\$ 2,199,023	\$ 3,082,231	\$ 3,026,739
<b>TOTAL SALARIES AND EMPLOYEE BENEFITS</b>		<b>\$ 6,600,375</b>	<b>\$ 7,637,740</b>	<b>\$ 10,466,861</b>	<b>\$ 10,288,222</b>
EXPENDITURE TRANSFERS AND REIMBURSEMENTS					
600 CCSTS APPLIED		\$	\$	\$ 1,862,923CR	\$ 1,862,923CR
<b>TOTAL EXPENDITURE TRANSFERS AND REIMBURSEMENTS</b>		<b>\$</b>	<b>\$</b>	<b>\$ 1,862,923CR</b>	<b>\$ 1,862,923CR</b>
<b>TOTAL DEPARTMENT 1700</b>		<b>\$ 6,600,375</b>	<b>\$ 7,637,740</b>	<b>\$ 8,603,938</b>	<b>\$ 8,425,299</b>

COUNTY OF SAN DIEGO FINAL BUDGET  
 1970-1971  
 BUDGET UNIT EXPENDITURE DETAIL  
 SCHEDULE 6  
 FUND - GENERAL-1001

FUNCTION - GENERAL

ACTIVITY - OTHER GENERAL

BUDGET UNIT - 1800 CONTR TO OTHER GOVMT AGENCIES, JUDGMENTS, DAMAGES & OTHER GENERAL

SUB OBJECT ACCOUNT	EXPENDITURE CLASSIFICATION	EXPENDITURES		APPROPRIATIONS	
		ACTUAL EXPENDITURES 1968-1969	ACTUAL EXPENDITURES 1969-1970	EXPENDITURE ESTIMATES RECOMMENDED 1970-1971	ADOPTED BY THE BOARD OF SUPERVISORS 1970-1971
SERVICES AND SUPPLIES					
305 MISCELLANEOUS EXPENSE		\$ 17,623	\$ 178,953	\$ 20,000	\$ 20,000
340 SPECIAL DEPARTMENTAL EXPENSE		98,000	75,000	75,750	75,750
PC1	S. D. C OF C ECGN RESEARCH			\$ 10,000	\$ 10,000
PC2	S. D. COUNTY SAFETY COUNCIL			15,750	15,750
PC3	TOPOGRAPHIC BASE MAPS			50,000	50,000
350 UTILITIES					
<b>TOTAL SERVICES AND SUPPLIES</b>		<b>\$ 115,623</b>	<b>\$ 253,963</b>	<b>\$ 95,750</b>	<b>\$ 95,750</b>
OTHER CHARGES					
453 CONTRIBUTIONS TO OTHER AGENCIES		\$ 92,608	\$ 120,974	\$ 380,112	\$ 330,112
PC6	JR. TRAFFIC PATROL			\$ 16,213	\$ 16,213
PC7	GOV. REF. LIBRARY			22,942	22,942
PC8	WAR AGAINST LITTER			7,500	7,500
PC9	SOIL CONS - GRANTS			957	957
P10	SOIL CONS - RESEEDING			3,500	3,500
P11	SAN DIEGO HOUSING			1,000	1,000
P12	PRISONER REHAB PROGRAM			17,000	17,000
P13	HUMAN RELATIONS			250,000	200,000
P14	COMP. HLTH PLAN ASSN			36,000	36,000
P15	CENTURY III			25,000	25,000
462 JUDGMENTS		4,515	250		
467 TAXES AND ASSESSMENTS			160		
<b>TOTAL OTHER CHARGES</b>		<b>\$ 97,123</b>	<b>\$ 121,384</b>	<b>\$ 380,112</b>	<b>\$ 330,112</b>
<b>TOTAL DEPARTMENT 1800</b>		<b>\$ 212,746</b>	<b>\$ 375,347</b>	<b>\$ 475,862</b>	<b>\$ 425,862</b>

COUNTY OF SAN DIEGO FINAL BUDGET  
 1970-1971  
 BUDGET UNIT EXPENDITURE DETAIL  
 SCHEDULE 6  
 FUND - GENERAL-1001

FUNCTION - GENERAL

ACTIVITY - OTHER GENERAL

BUDGET UNIT - 1850 COUNTY SERVICE AREAS

SUB OBJECT ACCOUNT	EXPENDITURE CLASSIFICATION	EXPENDITURES		APPROPRIATIONS	
		ACTUAL EXPENDITURES 1968-1969	ACTUAL EXPENDITURES 1969-1970	EXPENDITURE ESTIMATES RECOMMENDED 1970-1971	ADOPTED BY THE BOARD OF SUPERVISORS 1970-1971
SERVICES AND SUPPLIES					
340 SPECIAL DEPARTMENTAL EXPENSE		\$ 35,094	\$	\$	\$
<b>TOTAL SERVICES AND SUPPLIES</b>		<b>\$ 35,094</b>	<b>\$</b>	<b>\$</b>	<b>\$</b>
<b>TOTAL DEPARTMENT 1850</b>		<b>\$ 35,094</b>	<b>\$</b>	<b>\$</b>	<b>\$</b>

COUNTY OF SAN DIEGO FINAL BUDGET  
 1970-1971  
 BUDGET UNIT EXPENDITURE DETAIL  
 SCHEDULE 6  
 FUND - GENERAL-1001

FUNCTION - GENERAL

ACTIVITY - OTHER GENERAL

BUDGET UNIT - 1900 DEPARTMENT OF THE COUNTY ENGINEER, ENGINEERING DIVISION

SUB OBJECT ACCOUNT	EXPENDITURE CLASSIFICATION	EXPENDITURES		APPROPRIATIONS	
		ACTUAL EXPENDITURES 1968-1969	ACTUAL EXPENDITURES 1969-1970	EXPENDITURE ESTIMATES RECOMMENDED 1970-1971	ADOPTED BY THE BOARD OF SUPERVISORS 1970-1971
SERVICES AND SUPPLIES					
315	PROFESSIONAL AND SPECIALIZED SERVICES	\$ 939,455	\$ 1,012,204	\$ 549,350	\$ 543,860
<b>TOTAL SERVICES AND SUPPLIES</b>		<b>\$ 939,455</b>	<b>\$ 1,012,204</b>	<b>\$ 549,350</b>	<b>\$ 543,860</b>
OTHER CHARGES					
465	RIGHT OF WAYS	\$ 12,597	\$ 10,861	\$ 20,000	\$ 20,000
<b>TOTAL OTHER CHARGES</b>		<b>\$ 12,597</b>	<b>\$ 10,861</b>	<b>\$ 20,000</b>	<b>\$ 20,000</b>
FIXED ASSETS					
510	EQUIPMENT	\$ 5,053	\$ 6,089	\$ 7,500	\$ 7,500
NO. QUAN. DESCRIPTION					
1	LGT MINOR EQUIPMENT			\$ -0-	\$ -0-
2	1 DESK, TYPEWRITER			-0-	-0-
3	1 TYPEWRITER, ELECTRIC, STD.			-0-	-0-
4	6 DESK, STEEL & WOOD			-0-	-0-
5	2 CREDENZA, WOOD			-0-	-0-
6	3 PLAN FILE, FLAT, STEEL, 5-DRW			-0-	-0-
7	1 PLAN FILE, FLAT, STEEL, 10-DRW			-0-	-0-
8	1 CALCULATOR, DESK TYPE			-0-	-0-
9	1 CABINET, FILM STORAGE, COLD			-0-	-0-
10	1 LASER DISTANCE MEASURING UNIT			7,500	7,500
<b>TOTAL FIXED ASSETS</b>		<b>\$ 5,053</b>	<b>\$ 6,089</b>	<b>\$ 7,500</b>	<b>\$ 7,500</b>
<b>TOTAL DEPARTMENT 1900</b>		<b>\$ 957,105</b>	<b>\$ 1,029,154</b>	<b>\$ 576,850</b>	<b>\$ 571,360</b>



COUNTY OF SAN DIEGO FINAL BUDGET  
 1970-1971  
 BUDGET UNIT EXPENDITURE DETAIL  
 SCHEDULE 6  
 FUND - GENERAL-1001

FUNCTION - PUBLIC PROTECTION  
 BUDGET UNIT - 2000 SUPERIOR COURT

ACTIVITY - JUDICIAL

SUB OBJECT ACCOUNT	EXPENDITURE CLASSIFICATION	EXPENDITURES		APPROPRIATIONS	
		ACTUAL EXPENDITURES 1968-1969	ACTUAL EXPENDITURES 1969-1970	EXPENDITURE ESTIMATES RECOMMENDED 1970-1971	ADOPTED BY THE BOARD OF SUPERVISORS 1970-1971
<b>SALARIES AND EMPLOYEE BENEFITS</b>					
101	SALARIES AND WAGES - PERMANENT	\$ 745,402	\$ 871,074	\$ 946,453	\$ 946,453
102	SALARIES AND WAGES - NONPERMANENT			16,463	16,463
190	SALARY SAVINGS				14,444CR
	<b>TOTAL SALARIES AND EMPLOYEE BENEFITS</b>	<b>\$ 745,402</b>	<b>\$ 871,074</b>	<b>\$ 962,916</b>	<b>\$ 948,472</b>
<b>SERVICES AND SUPPLIES</b>					
230	HOUSEHOLD EXPENSE	\$	\$	\$ 150	\$ 150
261	JURY AND WITNESS EXPENSE - JURORS	266,002	311,507	275,000	275,000
262	JURY AND WITNESS EXPENSE - WITNESS	27,336	44,623	50,000	50,000
263	JURY AND WITNESS EXPENSE - INTERPRETERS	105	163	500	500
285	MAINTENANCE - EQUIPMENT - OFFICE & OTHER	233	30	400	400
310	OFFICE EXPENSE	14,125	6,628	7,000	6,215
315	PROFESSIONAL AND SPECIALIZED SERVICES	54,788	87,535	90,000	90,000
316	PROF AND SPEC SERVICE CT APPT ATTORNEY	429,031	577,146	585,000	585,000
330	RENTS & LEASES - EQUIPMENT	397	217		
340	SPECIAL DEPARTMENTAL EXPENSE	21,026	36,978	28,500	28,500
346	TRANSPORTATION & TRAVEL - TRAVEL EXPENSE	4,398	5,267	8,500	6,173
	<b>TOTAL SERVICES AND SUPPLIES</b>	<b>\$ 817,442</b>	<b>\$ 1,070,098</b>	<b>\$ 1,045,050</b>	<b>\$ 1,041,938</b>
<b>FIXED ASSETS</b>					
510	EQUIPMENT	\$ 19,111	\$ 30,891	\$ 13,660	\$ 13,660
<b>NO. QUAN. DESCRIPTION</b>					
1	LOT MINOR EQUIPMENT			\$ 2,915	\$ 2,915
2	3 TYPEWRITER, ELECTRIC			1,545	1,545
3	10 EXHIBIT BOARD			9,200	9,200
	<b>TOTAL FIXED ASSETS</b>	<b>\$ 19,111</b>	<b>\$ 30,891</b>	<b>\$ 13,660</b>	<b>\$ 13,660</b>
	<b>TOTAL DEPARTMENT 2000</b>	<b>\$ 1,581,955</b>	<b>\$ 1,972,063</b>	<b>\$ 2,021,626</b>	<b>\$ 2,004,070</b>

COUNTY OF SAN DIEGO FINAL BUDGET  
 1970-1971  
 BUDGET UNIT EXPENDITURE DETAIL  
 SCHEDULE 6  
 FUND - GENERAL-1001

FUNCTION - PUBLIC PROTECTION

ACTIVITY - JUDICIAL

BUDGET UNIT - 2070 SUPERIOR COURT, MENTAL HEALTH COUNSELOR

SUB OBJECT ACCCUNT	EXPENDITURE CLASSIFICATION	EXPENDITURES		APPROPRIATIONS	
		ACTUAL EXPENDITURES 1968-1969	ACTUAL EXPENDITURES 1969-1970	EXPENDITURE ESTIMATES RECOMMENDED 1970-1971	ADOPTED BY THE BOARD OF SUPERVISORS 1970-1971
SALARIES AND EMPLOYEE BENEFITS					
101 SALARIES AND WAGES - PERMANENT		\$ 62,923	\$ 70,388	\$ 89,753	\$ 89,753
102 SALARIES AND WAGES - NONPERMANENT		245			
190 SALARY SAVINGS					1,346CR
<b>TOTAL SALARIES AND EMPLOYEE BENEFITS</b>		<b>\$ 63,168</b>	<b>\$ 70,388</b>	<b>\$ 89,753</b>	<b>\$ 88,407</b>
SERVICES AND SUPPLIES					
285 MAINTENANCE - EQUIPMENT - OFFICE & OTHER		\$ 156	\$ 12	\$ 250	\$ 250
310 OFFICE EXPENSE		841	636	1,200	1,200
346 TRANSPORTATION & TRAVEL - TRAVEL EXPENSE		64	71	100	100
347 TRANSPORTATION & TRAVEL - EMPLOYEE AUTO		2,037	2,570	3,700	3,700
<b>TOTAL SERVICES AND SUPPLIES</b>		<b>\$ 3,098</b>	<b>\$ 3,289</b>	<b>\$ 5,250</b>	<b>\$ 5,250</b>
FIXED ASSETS					
510 EQUIPMENT		\$	\$ 1,447	\$	\$
NO. QUAN. DESCRIPTION					
1 LOT MINOR EQUIPMENT		\$	\$ 1,447	\$ -0-	\$ -0-
<b>TOTAL FIXED ASSETS</b>		<b>\$</b>	<b>\$ 1,447</b>	<b>\$ -0-</b>	<b>\$ -0-</b>
<b>TOTAL DEPARTMENT 2070</b>		<b>\$ 66,266</b>	<b>\$ 75,124</b>	<b>\$ 95,003</b>	<b>\$ 93,657</b>

COUNTY OF SAN DIEGO FINAL BUDGET  
 1970-1971  
 BUDGET UNIT EXPENDITURE DETAIL  
 SCHEDULE 6  
 FUND - GENERAL-1001

FUNCTION - PUBLIC PROTECTION

ACTIVITY - JUDICIAL

BUDGET UNIT - 2100 MUNICIPAL COURT - EL CAJON

SUB OBJECT ACCOUNT	EXPENDITURE CLASSIFICATION	EXPENDITURES		APPROPRIATIONS	
		ACTUAL EXPENDITURES 1968-1969	ACTUAL EXPENDITURES 1969-1970	EXPENDITURE ESTIMATES RECOMMENDED 1970-1971	ADOPTED BY THE BOARD OF SUPERVISORS 1970-1971
<b>SALARIES AND EMPLOYEE BENEFITS</b>					
101	SALARIES AND WAGES - PERMANENT	\$ 270,915	\$ 294,359	\$ 408,360	\$ 408,360
102	SALARIES AND WAGES - NONPERMANENT	3,235	6,117	7,730	7,730
190	SALARY SAVINGS				6,241CR
	<b>TOTAL SALARIES AND EMPLOYEE BENEFITS</b>	<b>\$ 274,150</b>	<b>\$ 300,476</b>	<b>\$ 416,090</b>	<b>\$ 409,849</b>
<b>SERVICES AND SUPPLIES</b>					
261	JURY AND WITNESS EXPENSE - JURORS	\$ 30,258	\$ 39,568	\$ 35,000	\$ 35,000
262	JURY AND WITNESS EXPENSE - WITNESS	568	663	600	600
263	JURY AND WITNESS EXPENSE - INTERPRETERS	53	85	100	100
285	MAINTENANCE - EQUIPMENT - OFFICE & OTHER	706	1,066	850	850
310	OFFICE EXPENSE	7,646	7,376	9,000	8,710
315	PROFESSIONAL AND SPECIALIZED SERVICES	9,598	10,809	12,000	12,000
316	PROF AND SPEC SERVICE CT APPT ATTORNEY	69,367	87,528	70,000	70,000
330	RENTS & LEASES - EQUIPMENT	3,883	3,465	3,200	3,200
340	SPECIAL DEPARTMENTAL EXPENSE	3,247	4,286	8,000	8,000
346	TRANSPORTATION & TRAVEL - TRAVEL EXPENSE	869	2,794	2,750	2,700
348	TRANSPORTATION & TRAVEL - OTHER			1,000	1,000
	<b>TOTAL SERVICES AND SUPPLIES</b>	<b>\$ 126,220</b>	<b>\$ 157,644</b>	<b>\$ 142,500</b>	<b>\$ 142,160</b>
<b>FIXED ASSETS</b>					
510	EQUIPMENT	\$ 822	\$ 1,207	\$ 19,134	\$ 19,134
<b>NO. QUAN. DESCRIPTION</b>					
1	LCT MINOR EQUIPMENT			\$ 5,641	\$ 5,641
2	1 DESK, EXECUTIVE			356	356
3	1 SOFA			285	285
4	1 CREDENZA, WALNUT			282	282
5	1 BENCH, WALNUT			165	165
6	1 CHALKBOARD, MAGNETIC			175	175
7	1 MACHINE, REMIT. CONTROL			9,000	9,000
8	1 READER-PRINTER			1,375	1,375
9	1 CABINET, FILM			325	325
10	2 TYPEWRITER, ELECTRIC			1,010	1,010
11	1 DESK, WOOD			200	200
12	2 DESK, STEEL			320	320
	<b>TOTAL FIXED ASSETS</b>	<b>\$ 822</b>	<b>\$ 1,207</b>	<b>\$ 19,134</b>	<b>\$ 19,134</b>
	<b>TOTAL DEPARTMENT 2100</b>	<b>\$ 401,292</b>	<b>\$ 459,327</b>	<b>\$ 577,724</b>	<b>\$ 571,143</b>

COUNTY OF SAN DIEGO FINAL BUDGET  
 1970-1971  
 BUDGET UNIT EXPENDITURE DETAIL  
 SCHEDULE 6  
 FUND - GENERAL-1001

FUNCTION - PUBLIC PROTECTION

ACTIVITY - JUDICIAL

BUDGET UNIT - 2200 MUNICIPAL COURT - NORTH COUNTY

SUB OBJECT ACCOUNT	EXPENDITURE CLASSIFICATION	EXPENDITURES		APPROPRIATIONS	
		ACTUAL EXPENDITURES 1968-1969	ACTUAL EXPENDITURES 1969-1970	EXPENDITURE ESTIMATES RECOMMENDED 1970-1971	ADOPTED BY THE BOARD OF SUPERVISORS 1970-1971
<b>SALARIES AND EMPLOYEE BENEFITS</b>					
101	SALARIES AND WAGES - PERMANENT	\$ 331,299	\$ 375,778	\$ 510,225	\$ 510,225
102	SALARIES AND WAGES - NONPERMANENT	7,811	6,279	2,521	2,521
190	SALARY SAVINGS				7,691CR
<b>TOTAL</b>	<b>SALARIES AND EMPLOYEE BENEFITS</b>	<b>\$ 339,110</b>	<b>\$ 382,057</b>	<b>\$ 512,746</b>	<b>\$ 505,055</b>
<b>SERVICES AND SUPPLIES</b>					
261	JURY AND WITNESS EXPENSE - JURORS	\$ 37,544	\$ 32,768	\$ 37,000	\$ 37,000
262	JURY AND WITNESS EXPENSE - WITNESS	3,672	4,245	3,000	3,000
263	JURY AND WITNESS EXPENSE - INTERPRETERS	653	888	800	800
285	MAINTENANCE - EQUIPMENT - OFFICE & OTHER	998	894	1,000	1,000
290	MAINTENANCE - STRUCT, IMPROVE & GROUNDS	270			
310	OFFICE EXPENSE	6,883	7,191	7,000	6,780
315	PROFESSIONAL AND SPECIALIZED SERVICES	12,320	15,291	13,000	13,000
316	PROF AND SPEC SERVICE CT APPT ATTORNEY	47,692	79,408	70,000	70,000
330	RENTS & LEASES - EQUIPMENT	6,479	6,551	6,000	6,000
340	SPECIAL DEPARTMENTAL EXPENSE	1,715	1,840	2,000	2,000
346	TRANSPORTATION & TRAVEL - TRAVEL EXPENSE	2,324	3,027	2,000	2,000
347	TRANSPORTATION & TRAVEL - EMPLOYEE AUTO		567	750	750
348	TRANSPORTATION & TRAVEL - OTHER			500	500
<b>TOTAL</b>	<b>SERVICES AND SUPPLIES</b>	<b>\$ 120,550</b>	<b>\$ 152,670</b>	<b>\$ 143,050</b>	<b>\$ 142,830</b>
<b>FIXED ASSETS</b>					
510	EQUIPMENT	\$ 3,437	\$ 2,544	\$ 28,561	\$ 28,561
<b>NO. QUAN. DESCRIPTION</b>					
1	LCT MINOR EQUIPMENT			\$ 21,480	\$ 21,480
2	6 TYPEWRITER, ELECTRIC, 13-IN			2,855	2,855
3	3 DESK, WOOD, EXEC, PLASTIC TOP			922	922
4	5 DESK, STEEL, 60X36			815	815
5	1 ADDING MACHINE, ELECTRIC			270	270
6	1 DESK, KEY PUNCH, W/ACC			0-	0-
7	2 CREDENZA, WOOD, 7-FT			569	569
8	2 SOFA			570	570
9	2 BENCH, WALNUT			330	330
10	2 CHALKBOARD, MAGNETIC			350	350
11	2 DESK, WOOD			400	400
<b>TOTAL</b>	<b>FIXED ASSETS</b>	<b>\$ 3,437</b>	<b>\$ 2,544</b>	<b>\$ 28,561</b>	<b>\$ 28,561</b>
<b>EXPENDITURE TRANSFERS AND REIMBURSEMENTS</b>					
600	COSTS APPLIED	\$ 1,172CR	\$ 1,543CR	\$	\$
<b>TOTAL</b>	<b>EXPENDITURE TRANSFERS AND REIMBURSEMENTS</b>	<b>\$ 1,172CR</b>	<b>\$ 1,543CR</b>	<b>\$</b>	<b>\$</b>
<b>TOTAL DEPARTMENT 2200</b>		<b>\$ 461,925</b>	<b>\$ 535,728</b>	<b>\$ 684,357</b>	<b>\$ 676,446</b>

COUNTY OF SAN DIEGO FINAL BUDGET  
 1970-1971  
 BUDGET UNIT EXPENDITURE DETAIL  
 SCHEDULE 6  
 FUND - GENERAL-1001

FUNCTION - PUBLIC PROTECTION

ACTIVITY - JUDICIAL

BUDGET UNIT - 2300 MUNICIPAL COURT - SAN DIEGO

SUB OBJECT ACCOUNT	EXPENDITURE CLASSIFICATION	EXPENDITURES		APPROPRIATIONS	
		ACTUAL EXPENDITURES 1968-1969	ACTUAL EXPENDITURES 1969-1970	EXPENDITURE ESTIMATES RECOMMENDED 1970-1971	ADOPTED BY THE BOARD OF SUPERVISORS 1970-1971
<b>SALARIES AND EMPLOYEE BENEFITS</b>					
101	SALARIES AND WAGES - PERMANENT	\$ 2,022,711	\$ 2,228,508	\$ 2,419,766	\$ 2,419,766
102	SALARIES AND WAGES - NONPERMANENT	28,343	36,322		
190	SALARY SAVINGS				36,296CR
<b>TOTAL SALARIES AND EMPLOYEE BENEFITS</b>		<b>\$ 2,051,054</b>	<b>\$ 2,264,830</b>	<b>\$ 2,419,766</b>	<b>\$ 2,383,470</b>
<b>SERVICES AND SUPPLIES</b>					
230	HOUSEHOLD EXPENSE	\$ 1,368	\$	\$	\$
261	JURY AND WITNESS EXPENSE - JURORS	145,569	158,681	176,000	176,000
262	JURY AND WITNESS EXPENSE - WITNESS	10,762	14,978	12,000	12,000
263	JURY AND WITNESS EXPENSE - INTERPRETERS	2,995	37,044	2,000	2,000
285	MAINTENANCE - EQUIPMENT - OFFICE & OTHER	3,826	3,121	4,000	4,000
310	OFFICE EXPENSE	39,514	34,564	41,240	39,535
315	PROFESSIONAL AND SPECIALIZED SERVICES	76,000	84,965	99,000	99,000
316	PROF AND SPEC SERVICE CT APPT ATTORNEY	498,085	518,642	510,000	510,000
330	RENTS & LEASES - EQUIPMENT	25,433	25,384	29,260	29,260
340	SPECIAL DEPARTMENTAL EXPENSE	24,331	27,616	30,500	30,500
346	TRANSPORTATION & TRAVEL - TRAVEL EXPENSE	8,896	14,852	15,000	15,000
<b>TOTAL SERVICES AND SUPPLIES</b>		<b>\$ 836,773</b>	<b>\$ 919,847</b>	<b>\$ 919,000</b>	<b>\$ 917,295</b>
<b>FIXED ASSETS</b>					
510	EQUIPMENT	\$ 25,548	\$ 40,066	\$ 16,709	\$ 16,709
<b>NO. QUAN. DESCRIPTION</b>					
1	LOT MINOR EQUIPMENT			\$ 6,856	\$ 6,856
2	8 DESK, STEEL, 60X36			1,400	1,400
3	3 DESK, SECRETARIAL			1,248	1,248
4	5 TYPEWRITER, ELECTRIC			4,815	4,815
5	5 TYPEWRITER, MANUAL			1,210	1,210
6	1 STAPLER, ELECTRIC DOUBLE HEADER			170	170
7	2 ADDING MACHINE, ELECTRIC			620	620
8	1 ADDING MACHINE, MANUAL			140	140
9	1 TIME STAMP			250	250
<b>TOTAL FIXED ASSETS</b>		<b>\$ 25,548</b>	<b>\$ 40,066</b>	<b>\$ 16,709</b>	<b>\$ 16,709</b>
<b>TOTAL DEPARTMENT 2300</b>		<b>\$ 2,913,375</b>	<b>\$ 3,224,743</b>	<b>\$ 3,355,475</b>	<b>\$ 3,317,474</b>

COUNTY OF SAN DIEGO FINAL BUDGET  
 1970-1971  
 BUDGET UNIT EXPENDITURE DETAIL  
 SCHEDULE 6  
 FUND - GENERAL-1001

FUNCTION - PUBLIC PROTECTION

ACTIVITY - JUDICIAL

BUDGET UNIT - 2500 JUSTICE COURT, CORONADO

## EXPENDITURES

## APPROPRIATIONS

SUB OBJECT ACCOUNT	EXPENDITURE CLASSIFICATION	EXPENDITURES		APPROPRIATIONS	
		ACTUAL EXPENDITURES 1968-1969	ACTUAL EXPENDITURES 1969-1970	EXPENDITURE ESTIMATES RECOMMENDED 1970-1971	ADOPTED BY THE BOARD OF SUPERVISORS 1970-1971
SALARIES AND EMPLOYEE BENEFITS					
101	SALARIES AND WAGES - PERMANENT	\$ 23,053	\$ 27,775	\$ 37,373	\$ 37,373
102	SALARIES AND WAGES - NONPERMANENT	2,466	3,159	1,050	1,050
190	SALARY SAVINGS				576 CR
	<b>TOTAL SALARIES AND EMPLOYEE BENEFITS</b>	<b>\$ 25,519</b>	<b>\$ 30,934</b>	<b>\$ 38,423</b>	<b>\$ 37,847</b>
SERVICES AND SUPPLIES					
285	MAINTENANCE - EQUIPMENT - OFFICE & OTHER	\$ 22	\$ 68	\$ 150	\$ 150
310	OFFICE EXPENSE	1,190	1,184	1,800	1,800
340	SPECIAL DEPARTMENTAL EXPENSE	209	72		
	<b>TOTAL SERVICES AND SUPPLIES</b>	<b>\$ 1,421</b>	<b>\$ 1,324</b>	<b>\$ 1,950</b>	<b>\$ 1,950</b>
FIXED ASSETS					
510	EQUIPMENT	\$	\$	\$ 1,695	\$ 1,695
NO. QUAN. DESCRIPTION					
1	LOT MINOR EQUIPMENT			\$ 500	\$ 500
2	2 TYPEWRITER, ELECTRIC, STD. 13 IN			1,010	1,010
3	1 BLACKBOARD			185	185
	<b>TOTAL FIXED ASSETS</b>	<b>\$</b>	<b>\$</b>	<b>\$ 1,695</b>	<b>\$ 1,695</b>
	<b>TOTAL DEPARTMENT 2500</b>	<b>\$ 26,940</b>	<b>\$ 32,258</b>	<b>\$ 42,068</b>	<b>\$ 41,492</b>

COUNTY OF SAN DIEGO FINAL BUDGET  
 1970-1971  
 BUDGET UNIT EXPENDITURE DETAIL  
 SCHEDULE 6  
 FUND - GENERAL-1001

FUNCTION - PUBLIC PROTECTION

ACTIVITY - JUDICIAL

BUDGET UNIT - 2530 JUSTICE COURT, FALLBROOK

SUB OBJECT ACCOUNT	EXPENDITURE CLASSIFICATION	EXPENDITURES		APPROPRIATIONS	
		ACTUAL EXPENDITURES 1968-1969	ACTUAL EXPENDITURES 1969-1970	EXPENDITURE ESTIMATES RECOMMENDED 1970-1971	ADOPTED BY THE BOARD OF SUPERVISORS 1970-1971
SALARIES AND EMPLOYEE BENEFITS					
101	SALARIES AND WAGES - PERMANENT	\$ 13,630	\$ 13,785	\$ 16,053	\$ 16,053
102	SALARIES AND WAGES - NONPERMANENT	2,208	2,568	3,124	3,124
190	SALARY SAVINGS				288CR
	<b>TOTAL SALARIES AND EMPLOYEE BENEFITS</b>	<b>\$ 15,838</b>	<b>\$ 16,353</b>	<b>\$ 19,177</b>	<b>\$ 18,889</b>
SERVICES AND SUPPLIES					
285	MAINTENANCE - EQUIPMENT - OFFICE & OTHER			\$ 100	\$ 100
310	OFFICE EXPENSE	564	704	1,000	1,000
340	SPECIAL DEPARTMENTAL EXPENSE	312	448		
347	TRANSPORTATION & TRAVEL - EMPLOYEE AUTO	10	10		
	<b>TOTAL SERVICES AND SUPPLIES</b>	<b>\$ 886</b>	<b>\$ 1,162</b>	<b>\$ 1,100</b>	<b>\$ 1,100</b>
FIXED ASSETS					
510	EQUIPMENT	\$ 581	\$ 322	\$ 225	\$ 225
NO. QUAN. DESCRIPTION					
1	LOT MINOR EQUIPMENT			\$ 225	\$ 225
2	1 PHOTOCOPY MACHINE, PORTABLE			-0-	-0-
	<b>TOTAL FIXED ASSETS</b>	<b>\$ 581</b>	<b>\$ 322</b>	<b>\$ 225</b>	<b>\$ 225</b>
	<b>TOTAL DEPARTMENT 2530</b>	<b>\$ 17,305</b>	<b>\$ 17,837</b>	<b>\$ 20,502</b>	<b>\$ 20,214</b>

COUNTY OF SAN DIEGO FINAL BUDGET  
 1970-1971  
 BUDGET UNIT EXPENDITURE DETAIL  
 SCHEDULE 6  
 FUND - GENERAL-1001

FUNCTION - PUBLIC PROTECTION

ACTIVITY - JUDICIAL

BUDGET UNIT - 2540 JUSTICE COURT, EAST COUNTY

SUB OBJECT ACCOUNT	EXPENDITURE CLASSIFICATION	EXPENDITURES		APPROPRIATIONS	
		ACTUAL EXPENDITURES 1968-1969	ACTUAL EXPENDITURES 1969-1970	EXPENDITURE ESTIMATES RECOMMENDED 1970-1971	ADOPTED BY THE BOARD OF SUPERVISORS 1970-1971
SALARIES AND EMPLOYEE BENEFITS					
101	SALARIES AND WAGES - PERMANENT	\$ 11,681	\$ 12,938	\$ 15,297	\$ 15,297
102	SALARIES AND WAGES - NONPERMANENT	1,903	4,208	2,479	2,479
190	SALARY SAVINGS				267CR
	<b>TOTAL SALARIES AND EMPLOYEE BENEFITS</b>	<b>\$ 13,584</b>	<b>\$ 17,146</b>	<b>\$ 17,776</b>	<b>\$ 17,509</b>
SERVICES AND SUPPLIES					
263	JURY AND WITNESS EXPENSE - INTERPRETERS	\$ 5	\$	\$	\$
285	MAINTENANCE - EQUIPMENT - OFFICE & OTHER		40	50	50
310	OFFICE EXPENSE	913	304	1,350	1,350
340	SPECIAL DEPARTMENTAL EXPENSE	5	299		
347	TRANSPORTATION & TRAVEL - EMPLOYEE AUTO		15		
	<b>TOTAL SERVICES AND SUPPLIES</b>	<b>\$ 923</b>	<b>\$ 748</b>	<b>\$ 1,400</b>	<b>\$ 1,400</b>
FIXED ASSETS					
510	EQUIPMENT	\$ 491	\$ 182	\$	\$
	<b>TOTAL FIXED ASSETS</b>	<b>\$ 491</b>	<b>\$ 182</b>	<b>\$</b>	<b>\$</b>
	<b>TOTAL DEPARTMENT 2540</b>	<b>\$ 14,998</b>	<b>\$ 18,076</b>	<b>\$ 19,176</b>	<b>\$ 18,909</b>



COUNTY OF SAN DIEGO FINAL BUDGET  
 1970-1971  
 BUDGET UNIT EXPENDITURE DETAIL  
 SCHEDULE 6  
 FUND - GENERAL-1001

FUNCTION - PUBLIC PROTECTION

ACTIVITY - JUDICIAL

BUDGET UNIT - 2550 JUSTICE COURT, NATIONAL

SUB OBJECT ACCOUNT	EXPENDITURE CLASSIFICATION	EXPENDITURES		APPROPRIATIONS	
		ACTUAL EXPENDITURES 1968-1969	ACTUAL EXPENDITURES 1969-1970	EXPENDITURE ESTIMATES RECOMMENDED 1970-1971	ADOPTED BY THE BOARD OF SUPERVISORS 1970-1971
SALARIES AND EMPLOYEE BENEFITS					
101	SALARIES AND WAGES - PERMANENT	\$ 55,560	\$ 58,857	\$ 62,017	\$ 62,017
102	SALARIES AND WAGES - NONPERMANENT			301	301
190	SALARY SAVINGS				935CR
<b>TOTAL SALARIES AND EMPLOYEE BENEFITS</b>		<b>\$ 55,560</b>	<b>\$ 58,857</b>	<b>\$ 62,318</b>	<b>\$ 61,383</b>
SERVICES AND SUPPLIES					
261	JURY AND WITNESS EXPENSE - JURORS	\$ 257	\$	\$	\$
285	MAINTENANCE - EQUIPMENT - OFFICE & OTHER	158	161	300	300
310	OFFICE EXPENSE	1,995	2,680	3,485	3,485
325	RENT & LEASE - STRUCT, IMPROVE & GROUNDS	23	54		
340	SPECIAL DEPARTMENTAL EXPENSE	228			
<b>TOTAL SERVICES AND SUPPLIES</b>		<b>\$ 2,661</b>	<b>\$ 2,895</b>	<b>\$ 3,785</b>	<b>\$ 3,785</b>
FIXED ASSETS					
510	EQUIPMENT	\$ 463	\$ 607	\$ 640	\$ 640
NO. QUAN. DESCRIPTION					
1	LCT MINOR EQUIPMENT			\$ 135	\$ 135
2	1 TYPEWRITER, ELECTRIC			505	505
<b>TOTAL FIXED ASSETS</b>		<b>\$ 463</b>	<b>\$ 607</b>	<b>\$ 640</b>	<b>\$ 640</b>
<b>TOTAL DEPARTMENT 2550</b>		<b>\$ 58,684</b>	<b>\$ 62,359</b>	<b>\$ 66,743</b>	<b>\$ 65,808</b>

COUNTY OF SAN DIEGO FINAL BUDGET  
 1970-1971  
 BUDGET UNIT EXPENDITURE DETAIL  
 SCHEDULE 6  
 FUND - GENERAL-1001

FUNCTION - PUBLIC PROTECTION

ACTIVITY - JUDICIAL

BUDGET UNIT - 2560 JUSTICE COURT, RAMONA

SUB OBJECT ACCOUNT	EXPENDITURE CLASSIFICATION	EXPENDITURES		APPROPRIATIONS	
		ACTUAL EXPENDITURES 1968-1969	ACTUAL EXPENDITURES 1969-1970	EXPENDITURE ESTIMATES RECOMMENDED 1970-1971	ADOPTED BY THE BOARD OF SUPERVISORS 1970-1971
SALARIES AND EMPLOYEE BENEFITS					
101	SALARIES AND WAGES - PERMANENT	\$ 18,370	\$ 19,597	\$ 22,768	\$ 22,768
102	SALARIES AND WAGES - NONPERMANENT			532	532
190	SALARY SAVINGS				350CR
	<b>TOTAL SALARIES AND EMPLOYEE BENEFITS</b>	<b>\$ 18,370</b>	<b>\$ 19,597</b>	<b>\$ 23,300</b>	<b>\$ 22,950</b>
SERVICES AND SUPPLIES					
285	MAINTENANCE - EQUIPMENT - OFFICE & OTHER	\$ 83	\$	\$ 75	\$ 75
310	OFFICE EXPENSE	926	1,150	1,130	1,130
330	RENTS & LEASES - EQUIPMENT	43	32	42	42
340	SPECIAL DEPARTMENTAL EXPENSE	26			
	<b>TOTAL SERVICES AND SUPPLIES</b>	<b>\$ 1,078</b>	<b>\$ 1,182</b>	<b>\$ 1,247</b>	<b>\$ 1,247</b>
FIXED ASSETS					
510	EQUIPMENT	\$	\$	\$ 5,156	\$ 5,156
NO. QUAN. DESCRIPTION					
1	LOT MINOR EQUIPMENT			\$ 4,051	\$ 4,051
2	6 DESK			905	905
3	1 CHALK BOARD			200	200
	<b>TOTAL FIXED ASSETS</b>	<b>\$</b>	<b>\$</b>	<b>\$ 5,156</b>	<b>\$ 5,156</b>
	<b>TOTAL DEPARTMENT 2560</b>	<b>\$ 19,448</b>	<b>\$ 20,779</b>	<b>\$ 29,703</b>	<b>\$ 29,353</b>

COUNTY OF SAN DIEGO FINAL BUDGET  
 1970-1971  
 BUDGET UNIT EXPENDITURE DETAIL  
 SCHEDULE 6  
 FUND - GENERAL-1001

FUNCTION - PUBLIC PROTECTION

ACTIVITY - JUDICIAL

BUDGET UNIT - 2580 JUSTICE COURT TRIAL JURY EXPENSE

SUB OBJECT ACCOUNT	EXPENDITURE CLASSIFICATION	EXPENDITURES		APPROPRIATIONS	
		ACTUAL EXPENDITURES 1968-1969	ACTUAL EXPENDITURES 1969-1970	EXPENDITURE ESTIMATES RECOMMENDED 1970-1971	ADOPTED BY THE BOARD OF SUPERVISORS 1970-1971
SERVICES AND SUPPLIES					
261 JURY AND WITNESS EXPENSE - JURORS		\$ 18,276	\$ 23,775	\$ 21,000	\$ 21,000
262 JURY AND WITNESS EXPENSE - WITNESS		204	622	200	200
263 JURY AND WITNESS EXPENSE - INTERPRETERS		116	133	100	100
315 PROFESSIONAL AND SPECIALIZED SERVICES		31	435	150	150
316 PROF AND SPEC SERVICE CT APPT ATTORNEY		4,475	7,785	7,000	7,000
346 TRANSPORTATION & TRAVEL - TRAVEL EXPENSE		181		200	200
347 TRANSPORTATION & TRAVEL - EMPLOYEE AUTO		77		100	100
<b>TOTAL SERVICES AND SUPPLIES</b>		<b>\$ 23,360</b>	<b>\$ 32,750</b>	<b>\$ 28,750</b>	<b>\$ 28,750</b>
<b>TOTAL DEPARTMENT 2580</b>		<b>\$ 23,360</b>	<b>\$ 32,750</b>	<b>\$ 28,750</b>	<b>\$ 28,750</b>

COUNTY OF SAN DIEGO FINAL BUDGET  
 1970-1971  
 BUDGET UNIT EXPENDITURE DETAIL  
 SCHEDULE 6  
 FUND - GENERAL-1001

FUNCTION - PUBLIC PROTECTION  
 BUDGET UNIT - 2700 GRAND JURY

ACTIVITY - JUDICIAL

SUB OBJECT ACCOUNT	EXPENDITURE CLASSIFICATION	EXPENDITURES		APPROPRIATIONS	
		ACTUAL EXPENDITURES 1968-1969	ACTUAL EXPENDITURES 1969-1970	EXPENDITURE ESTIMATES RECOMMENDED 1970-1971	ADOPTED BY THE BOARD OF SUPERVISORS 1970-1971
SERVICES AND SUPPLIES					
261 JURY AND WITNESS EXPENSE - JURORS		\$ 27,900	\$ 30,417	\$ 29,500	\$ 29,500
262 JURY AND WITNESS EXPENSE - WITNESS		1,975	2,184	2,200	2,200
310 OFFICE EXPENSE		180	986	1,500	1,370
315 PROFESSIONAL AND SPECIALIZED SERVICES		9,831	13,116	11,500	11,500
346 TRANSPORTATION & TRAVEL - TRAVEL EXPENSE			60CR		
<b>TOTAL SERVICES AND SUPPLIES</b>		<b>\$ 39,886</b>	<b>\$ 47,643</b>	<b>\$ 44,700</b>	<b>\$ 44,570</b>
<b>TOTAL DEPARTMENT 2700</b>		<b>\$ 39,886</b>	<b>\$ 47,643</b>	<b>\$ 44,700</b>	<b>\$ 44,570</b>

COUNTY OF SAN DIEGO FINAL BUDGET  
 1970-1971  
 BUDGET UNIT EXPENDITURE DETAIL  
 SCHEDULE 6  
 FUND - GENERAL-1001

FUNCTION - PUBLIC PROTECTION  
 BUDGET UNIT - 2800 COUNTY CLERK

ACTIVITY - JUCICIAL

SUB OBJECT ACCOUNT	EXPENDITURE CLASSIFICATION	EXPENDITURES		APPROPRIATIONS	
		ACTUAL EXPENDITURES 1968-1969	ACTUAL EXPENDITURES 1969-1970	EXPENDITURE ESTIMATES RECOMMENDED 1970-1971	ADOPTED BY THE BOARD OF SUPERVISORS 1970-1971
<b>SALARIES AND EMPLOYEE BENEFITS</b>					
101	SALARIES AND WAGES - PERMANENT	\$ 1,384,245	\$ 1,722,567	\$ 2,226,983	\$ 2,226,983
102	SALARIES AND WAGES - NONPERMANENT	61,759	53,738	8,800	8,800
190	SALARY SAVINGS				33,537CR
<b>TOTAL SALARIES AND EMPLOYEE BENEFITS</b>		<b>\$ 1,446,004</b>	<b>\$ 1,776,305</b>	<b>\$ 2,235,783</b>	<b>\$ 2,202,246</b>
<b>SERVICES AND SUPPLIES</b>					
215	COMMUNICATIONS			\$ 100	\$ 100
285	MAINTENANCE - EQUIPMENT - OFFICE & OTHER	2,778	3,688	5,000	5,000
300	MEMBERSHIPS	35	30	50	50
310	OFFICE EXPENSE	91,479	109,342	110,000	108,649
315	PROFESSIONAL AND SPECIALIZED SERVICES	84		200	200
330	RENTS & LEASES - EQUIPMENT	57,695	56,393	67,000	67,000
335	SMALL TOOLS AND INSTRUMENTS		25		
340	SPECIAL DEPARTMENTAL EXPENSE	849	3,212	5,000	5,000
346	TRANSPORTATION & TRAVEL - TRAVEL EXPENSE	1,137	3,050	2,200	1,800
348	TRANSPORTATION & TRAVEL - OTHER		29	50	50
<b>TOTAL SERVICES AND SUPPLIES</b>		<b>\$ 154,049</b>	<b>\$ 175,769</b>	<b>\$ 189,600</b>	<b>\$ 187,849</b>
<b>FIXED ASSETS</b>					
510	EQUIPMENT	\$ 25,175	\$ 53,381	\$ 32,616	\$ 32,616
<b>NO. QUAN. DESCRIPTION</b>					
1	LCT MINOR EQUIPMENT			\$ 9,137	\$ 9,137
2	10 TYPEWRITER, ELECTRIC, 13			5,720	5,720
3	2 TYPEWRITER, ELECTRIC, STANDARD, 13			1,010	1,010
4	3 TYPEWRITER, MANUAL, STANDARD, 13			696	696
5	8 TYPEWRITER, MANUAL, STANDARD, 15			1,936	1,936
6	1 DESK, EXECUTIVE CONFERENCE, WOOD			310	310
7	1 DESK, EXECUTIVE, WOOD, 60X34, PLAIN TOP			140	140
8	1 CREDENZA, EXEC, WOOD, MATCH TO LINE 6			330	330
9	7 DESK, STEEL, TYPEWRITER, W/L-UNIT, 60X30			1,885	1,885
10	1 DESK, STEEL, EXEC, 60X30 w/TYPERWRITER ATH			190	190
11	3 DESK, STEEL, PEDESTAL, 60X30			480	480
12	6 DESK, STEEL, W/L-UNIT, 60X30			-0-	-0-
13	2 DESK, TYPEWRITER, PEDESTAL, 60X30			320	320
14	2 DESK, STEEL, ISLAND BASE, 60X30			280	280
15	1 DESK, STEEL, ISLAND, 45X30			140	140
16	1 DESK, REFERENCE FILE, COMPLETE UNIT			285	285
17	1 ADDING MACHINE, 13 COL, ELEC, W/CR BAL			310	310
18	4 ADDING MACHINE, ELECTRIC, 8 COL			940	940
19	3 ADDING MACHINE, ELECTRIC, 10 COL			810	810
20	2 ADDING MACHINE, 165-12			810	810
21	2 ADDING MACHINE, 167-12			-0-	-0-
22	1 ELECTRIC FAN, PEDESTAL, 24			100	100
23	1 KIT, MODIFICATION, DEVELOPER-INSTALLED			210	210
24	2 READER, MICROFILM			1,040	1,040
25	1 READER-PRINTER, MICROFILM			1,350	1,350
26	1 MICROFILMER, PORTABLE			1,190	1,190
27	1 CABINET, FILING, MICROFILM, METAL			350	350
28	1 SCALES, MAILING			265	265
29	1 RECORDER, TAPE			127	127
30	LOT COUNTER, ROOM 3005, COURTHOUSE			680	680
31	LCT DRAPES, ROOM 3005, COURTHOUSE			1,575	1,575
<b>TOTAL FIXED ASSETS</b>		<b>\$ 25,175</b>	<b>\$ 53,381</b>	<b>\$ 32,616</b>	<b>\$ 32,616</b>
<b>TOTAL DEPARTMENT 2800</b>		<b>\$ 1,625,228</b>	<b>\$ 2,005,455</b>	<b>\$ 2,457,999</b>	<b>\$ 2,422,711</b>

COUNTY OF SAN DIEGO FINAL BUDGET  
 1970-1971  
 BUDGET UNIT EXPENDITURE DETAIL  
 SCHEDULE 6  
 FUNC - GENERAL-1001

FUNCTION - PUBLIC PROTECTION

ACTIVITY - JUDICIAL

BUDGET UNIT - 2900 DISTRICT ATTORNEY

SUB OBJECT ACCOUNT	EXPENDITURE CLASSIFICATION	EXPENDITURES		APPROPRIATIONS	
		ACTUAL EXPENDITURES 1968-1969	ACTUAL EXPENDITURES 1969-1970	EXPENDITURE ESTIMATES RECOMMENDED 1970-1971	ADOPTED BY THE BOARD OF SUPERVISORS 1970-1971
SALARIES AND EMPLOYEE BENEFITS					
SALARIES AND EMPLOYEE BENEFITS					
101	SALARIES AND WAGES - PERMANENT	\$ 1,365,742	\$ 1,689,044	\$ 2,545,028	\$ 2,545,028
102	SALARIES AND WAGES - NONPERMANENT	19,369	69,620		
190	SALARY SAVINGS				38,175CR
<b>TOTAL SALARIES AND EMPLOYEE BENEFITS</b>		<b>\$ 1,385,111</b>	<b>\$ 1,758,664</b>	<b>\$ 2,545,028</b>	<b>\$ 2,506,853</b>
SERVICES AND SUPPLIES					
210	CLOTHING AND PERSONAL SUPPLIES	\$ 65	\$	\$ 75	\$ 75
215	COMMUNICATIONS	223	280	300	300
262	JURY AND WITNESS EXPENSE - WITNESS		100		
285	MAINTENANCE - EQUIPMENT - OFFICE & OTHER	1,020	1,480	1,500	1,500
300	MEMBERSHIPS	25	25	25	25
305	MISCELLANEOUS EXPENSE		27		
310	OFFICE EXPENSE	16,362	18,103	18,500	18,171
315	PROFESSIONAL AND SPECIALIZED SERVICES	45,812	53,876	36,000	36,000
330	RENTS & LEASES - EQUIPMENT	8,108	11,130	17,000	17,000
340	SPECIAL DEPARTMENTAL EXPENSE	8,401	10,520	14,000	14,000
341	SPECIAL DEPT EXPENSE - DA SPEC APPN	4,573	3,657	5,000	5,000
346	TRANSPORTATION & TRAVEL - TRAVEL EXPENSE	1,868	4,141	5,000	3,700
347	TRANSPORTATION & TRAVEL - EMPLOYEE AUTO		1,921	5,400	5,400
348	TRANSPORTATION & TRAVEL - OTHER	12,277	15,389	18,000	18,000
360	SUPPORT AND CARE OF PERSONS	94CR			
<b>TOTAL SERVICES AND SUPPLIES</b>		<b>\$ 99,140</b>	<b>\$ 120,649</b>	<b>\$ 120,800</b>	<b>\$ 119,171</b>
FIXED ASSETS					
510	EQUIPMENT	\$ 17,829	\$ 15,224	\$ 34,913	\$ 34,913
NO. QUAN. DESCRIPTION					
1	LCT MINOR EQUIPMENT			\$ 8,415	\$ 8,415
2	25 DESK, STEEL, 60 X 36			4,620	4,620
3	11 DESK, STEEL, 60 X 30			1,540	1,540
4	8 DESK, STEEL, 60 X 30 TYPEWRITER			1,280	1,280
5	1 TYPEWRITER, ELEC., 11 IN			510	510
6	1 TYPEWRITER, ELEC., STANDARD 16 IN			535	535
7	7 TYPEWRITER, ELEC., STANDARD 13 IN			3,535	3,535
8	1 TYPEWRITER, MANUAL, STANDARD 13 IN			232	232
9	1 CART, W/2 TRAYS, STEEL			103	103
10	1 16MM SOUND MOVIE PROJECTOR			635	635
11	1 SUPER 8MM MOVIE CAMERA W/ZOOM LENS			219	219
12	1 PRESS CAMERA, 2-1/4 X 3-1/4			362	362
13	1 WIDE ANGLE LENS			174	174
14	1 ELECTRONIC FLASH GUN			120	120
15	1 TAPE RECORDING TAPE STORAGE CABINET			345	345
16	2 TRANSCRIBER FOR CASSETTE, 1-7/8 SPEED			720	720
17	1 TRANSCRIBER FOR CASSETTE, 15/16 SPEED			485	485
18	LCT SHELVING, CASE FILES, BASEMENT			8,760	8,760
19	LCT SHELVING, LIBRARY, 7TH FLOOR			1,738	1,738
20	LOT CABINET W/SHELVES, SUPPLIES, BASEMENT			585	585
<b>TOTAL FIXED ASSETS</b>		<b>\$ 17,829</b>	<b>\$ 15,224</b>	<b>\$ 34,913</b>	<b>\$ 34,913</b>
<b>TOTAL DEPARTMENT 2900</b>		<b>\$ 1,502,080</b>	<b>\$ 1,894,537</b>	<b>\$ 2,700,741</b>	<b>\$ 2,660,937</b>

COUNTY OF SAN DIEGO FINAL BUDGET  
 1970-1971  
 BUDGET UNIT EXPENDITURE DETAIL  
 SCHEDULE 6  
 FUND - GENERAL FUND-1001

FUNCTION - PUBLIC PROTECTION

ACTIVITY - POLICE PROTECTION

BUDGET UNIT - 3000 SHERIFF, LAW ENFORCEMENT

SUB OBJECT ACCOUNT	EXPENDITURE CLASSIFICATION	EXPENDITURES		APPROPRIATIONS	
		ACTUAL EXPENDITURES 1968-1969	ACTUAL EXPENDITURES 1969-1970	EXPENDITURE ESTIMATES RECOMMENDED 1970-1971	ADOPTED BY THE BOARD OF SUPERVISORS 1970-1971
SALARIES AND EMPLOYEE BENEFITS					
101	SALARIES AND WAGES - PERMANENT	\$ 4,436,740	\$ 5,502,804	\$ 6,857,422	\$ 6,857,422
102	SALARIES AND WAGES - NONPERMANENT	169,317	203,221	181,168	181,168
190	SALARY SAVINGS				105,579CR
<b>TOTAL SALARIES AND EMPLOYEE BENEFITS</b>		<b>\$ 4,606,057</b>	<b>\$ 5,706,025</b>	<b>\$ 7,038,590</b>	<b>\$ 6,933,011</b>
SERVICES AND SUPPLIES					
210	CLOTHING AND PERSONAL SUPPLIES	\$ 1,135	\$ 670	\$ 650	\$ 650
215	COMMUNICATIONS	72,843	75,641	76,500	76,500
285	MAINTENANCE - EQUIPMENT - OFFICE & OTHER	3,756	4,461	4,000	4,000
295	MEDICAL, DENTAL AND LABORATORY SUPPLIES	399	512	5,000	5,000
300	MEMBERSHIPS	28	35	100	100
310	OFFICE EXPENSE	32,012	50,517	47,000	45,038
315	PROFESSIONAL AND SPECIALIZED SERVICES	7,246	14,549	7,875	7,875
330	RENTS & LEASES - EQUIPMENT	6,808	9,713	10,000	10,000
340	SPECIAL DEPARTMENTAL EXPENSE	47,416	55,837	72,120	72,120
342	SPECIAL DEPT EXPENSE - SHERIFF SPEC APPN	5,000	5,000	5,000	5,000
346	TRANSPORTATION & TRAVEL - TRAVEL EXPENSE	4,534	10,192	10,678	8,000
347	TRANSPORTATION & TRAVEL - EMPLOYEE AUTO	706	414	600	600
348	TRANSPORTATION & TRAVEL - OTHER	29,872	30,266	35,000	35,000
<b>TOTAL SERVICES AND SUPPLIES</b>		<b>\$ 211,755</b>	<b>\$ 257,807</b>	<b>\$ 274,523</b>	<b>\$ 269,883</b>
FIXED ASSETS					
510	EQUIPMENT	\$ 10,887	\$ 40,576	\$ 44,868	\$ 44,868

NC. QUAN. DESCRIPTION

1	LCT	MINOR EQUIPMENT	\$	14,432	\$	14,432
2	6	DESK, WOOD, EXEC, 42X76		-0-		-0-
3	3	DESK, RECEPTIONIST, W/LOCK, W/RETURN		975		975
4	10	DESK, STEEL 60X30, EXEC. ISLAND BASE		1,400		1,400
5	2	DESK, STEEL 60X30, TYPEWRITER		430		430
6	4	DESK, STEEL 46X30		440		440
7	1	DESK, WOOD 42X30, PLAIN TOP		-0-		-0-
8	1	TYPEWRITER, ELEC STANDARD 16		535		535
9	3	TYPEWRITER, ELEC STANDARD 13		1,515		1,515
10	3	TYPEWRITER, MANUAL STANDARD 13		-0-		-0-
11	1	CHROMATOGRAPH		7,000		7,000
12	1	COLOR PROCESSOR W/ATTACHMENT		310		310
13	1	ENLARGER		340		340
14	1	FLASH UNIT		186		186
15	1	BALANCE, ANALYTICAL		650		650
16	1	ADDING MACHINE, 8 COL, MANUAL		140		140
17	1	STAPLER, ELEC HD		115		115
18	1	DESK, POLYGRAPH		245		245
19	1	REFRIGERATOR		275		275
20	1	RESCUE SYSTEM, MOUNTAIN		295		295
21	1	MACHINE, RELOADING, PISTOL		5,500		5,500
22	1	GUN, TEAR GAS		300		300
23	2	RECORDER, TAPE		220		220
24	1	VIDEO TAPE SYSTEM		-0-		-0-
25	1	KIT, FIRST AID DEMONSTRATOR		250		250
26	2	BAGS, BODY		300		300
27	2	REFRIGERATOR		200		200
28	1	SYSTEM, ALARM		-0-		-0-
29	1	LENS, TELEPHOTO		150		150
30	1	CAMERA W/COPIER W/ELECTRONIC FLASH		160		160
31	1	CAMERA W/FLASH		125		125
32	1	CAMERA, MINIATURE		180		180
33	1	PROJECTOR, 35MM SLIDE		200		200
34	1	PROJECTOR, SOUND ON SLIDE W/ACCESS.		-0-		-0-
35	1	CAMERA, 35 MM, COUNTERTOP		840		840
36	2	CABINET, MICROFILM, 8-DRAWER		600		600
37	1	SHREDDER, PAPER		500		500
38	2	ENCLOSURE, ACOUSTICAL		550		550
39	1	MOVER, FILE CABINET		162		162
40	1	OVEN		400		400

COUNTY OF SAN DIEGO FINAL BUDGET  
 1970-1971  
 BUDGET UNIT EXPENDITURE DETAIL  
 SCHEDULE 6  
 FUNC - GENERAL FUND-1001

FUNCTION - PUBLIC PROTECTION

ACTIVITY - POLICE PROTECTION

BUDGET UNIT - 3000 SHERIFF, LAW ENFORCEMENT - CONTINUED

SUB OBJECT ACCOUNT	EXPENDITURE CLASSIFICATION	EXPENDITURES		EXPENDITURE	APPROPRIATIONS
		ACTUAL EXPENDITURES 1968-1969	ACTUAL EXPENDITURES 1969-1970	ESTIMATES RECOMMENDED 1970-1971	ADOPTED BY THE BOARD OF SUPERVISORS 1970-1971
FIXED ASSETS - CONTINUED					
NO. QUAN. DESCRIPTION					
41	1 METER, PH			\$ 175	\$ 175
42	13 OXYGEN BOTTLE, w/DEMAND VALVE			2,210	2,210
43	1 CABINET, GUN STORAGE			1,971	1,971
44	1 COUNTER, FINGERPRINT			192	192
45	2 TIME STAMP, ELECTRIC			400	400
<b>TOTAL FIXED ASSETS</b>		\$ 10,887	\$ 40,576	\$ 44,868	\$ 44,868
<b>TOTAL DEPARTMENT 3000</b>		\$ 4,828,699	\$ 6,004,408	\$ 7,357,981	\$ 7,247,762



COUNTY OF SAN DIEGO FINAL BUDGET  
 1970-1971  
 BUDGET UNIT EXPENDITURE DETAIL  
 SCHEDULE 6  
 FUND - GENERAL FUND-1001

FUNCTION - PUBLIC PROTECTION

ACTIVITY - POLICE PROTECTION

BUDGET UNIT - 3010 SHERIFF, CIVIL BAILIFF

SUB OBJECT ACCOUNT	EXPENDITURE CLASSIFICATION	EXPENDITURES		APPROPRIATIONS	
		ACTUAL EXPENDITURES 1968-1969	ACTUAL EXPENDITURES 1969-1970	EXPENDITURE ESTIMATES RECOMMENDED 1970-1971	ADOPTED BY THE BOARD OF SUPERVISORS 1970-1971
SERVICES AND SUPPLIES					
285 MAINTENANCE - EQUIPMENT - OFFICE & OTHER		\$	\$	\$ 3,600	\$ 3,600
310 OFFICE EXPENSE				4,400	4,300
340 SPECIAL DEPARTMENTAL EXPENSE				2,500	2,500
<b>TOTAL SERVICES AND SUPPLIES</b>		\$	\$	\$ 10,500	\$ 10,400
FIXED ASSETS					
510 EQUIPMENT		\$	\$	\$ 4,655	\$ 4,655
NO. QUAN. DESCRIPTION					
1 LOT MINOR EQUIPMENT				\$ 2,450	\$ 2,450
2 3 TYPEWRITER, ELEC, STANDARD 16				1,605	1,605
3 2 TYPEWRITER, MANUAL, 21				600	600
<b>TOTAL FIXED ASSETS</b>		\$	\$	\$ 4,655	\$ 4,655
<b>TOTAL DEPARTMENT 3010</b>		\$	\$	\$ 15,155	\$ 15,055

COUNTY OF SAN DIEGO FINAL BUDGET  
 1970-1971  
 BUDGET UNIT EXPENDITURE DETAIL  
 SCHEDULE 6  
 FUNC - GENERAL-1001

FUNCTION - PUBLIC PROTECTION

ACTIVITY - POLICE PROTECTION

BUDGET UNIT - 3120 SAN DIEGO COUNTY MARSHAL

SUB OBJECT ACCOUNT	EXPENDITURE CLASSIFICATION	EXPENDITURES		APPROPRIATIONS	
		ACTUAL EXPENDITURES 1968-1969	ACTUAL EXPENDITURES 1969-1970	EXPENDITURE ESTIMATES RECOMMENDED 1970-1971	ADOPTED BY THE BOARD OF SUPERVISORS 1970-1971
SALARIES AND EMPLOYEE BENEFITS					
101	SALARIES AND WAGES - PERMANENT	\$ 1,136,457	\$ 1,289,453	\$ 1,478,255	\$ 1,478,255
102	SALARIES AND WAGES - NONPERMANENT		86		
190	SALARY SAVINGS				22,174CR
<b>TOTAL</b>	<b>SALARIES AND EMPLOYEE BENEFITS</b>	<b>\$ 1,136,457</b>	<b>\$ 1,289,539</b>	<b>\$ 1,478,255</b>	<b>\$ 1,456,081</b>
SERVICES AND SUPPLIES					
210	CLOTHING AND PERSONAL SUPPLIES	\$ 70	\$	\$	\$
215	COMMUNICATIONS	1,653	1,628	1,200	1,200
285	MAINTENANCE - EQUIPMENT - OFFICE & OTHER	1,695	1,982	2,000	2,000
300	MEMBERSHIPS	10		10	10
310	OFFICE EXPENSE	11,680	14,015	13,000	12,818
330	RENTS & LEASES - EQUIPMENT	2,321	2,338	3,700	3,700
340	SPECIAL DEPARTMENTAL EXPENSE	3,655	3,418	4,000	4,000
346	TRANSPORTATION & TRAVEL - TRAVEL EXPENSE	1,293	1,607	1,800	1,800
348	TRANSPORTATION & TRAVEL - OTHER	535	1,086	1,500	1,500
<b>TOTAL</b>	<b>SERVICES AND SUPPLIES</b>	<b>\$ 22,927</b>	<b>\$ 26,074</b>	<b>\$ 27,210</b>	<b>\$ 27,028</b>
FIXED ASSETS					
510	EQUIPMENT	\$ 3,401	\$ 5,814	\$ 5,034	\$ 5,034
NO. QUAN. DESCRIPTION					
1	LOT MINOR EQUIPMENT			\$ 2,814	\$ 2,814
2	2 TYPEWRITER, ELECTRIC			1,040	1,040
3	4 DESK, STEEL			520	520
4	1 PLATEMAKER			-0-	-0-
5	1 DESK, WOOD			190	190
6	1 CREDENZA			200	200
7	1 BOOKKEEPING MACHINE			-0-	-0-
8	1 ADDING MACHINE			270	270
<b>TOTAL</b>	<b>FIXED ASSETS</b>	<b>\$ 3,401</b>	<b>\$ 5,814</b>	<b>\$ 5,034</b>	<b>\$ 5,034</b>
<b>TOTAL DEPARTMENT 3120</b>		<b>\$ 1,162,785</b>	<b>\$ 1,321,427</b>	<b>\$ 1,510,499</b>	<b>\$ 1,488,143</b>

COUNTY OF SAN DIEGO FINAL BUDGET  
 1970-1971  
 BUDGET UNIT EXPENDITURE DETAIL  
 SCHEDULE 6  
 FUND - GENERAL-1001

FUNCTION - PUBLIC PROTECTION  
 BUDGET UNIT - 3200 SHERIFF, COUNTY JAIL

ACTIVITY - DETENTION & CORRECTION

SUB OBJECT ACCOUNT	EXPENDITURE CLASSIFICATION	EXPENDITURES		APPROPRIATIONS	
		ACTUAL EXPENDITURES 1968-1969	ACTUAL EXPENDITURES 1969-1970	EXPENDITURE ESTIMATES RECOMMENDED 1970-1971	ADOPTED BY THE BOARD OF SUPERVISORS 1970-1971
<b>SERVICES AND SUPPLIES</b>					
210	CLOTHING AND PERSONAL SUPPLIES	\$ 20,905	\$ 40,595	\$ 34,164	\$ 34,164
225	FOOD	255,959	312,662	416,100	410,827
230	HOUSEHOLD EXPENSE	42,534	45,426	55,380	55,380
285	MAINTENANCE - EQUIPMENT - OFFICE & OTHER	1,968	3,388	5,825	5,825
290	MAINTENANCE - STRUCT, IMPROVE & GROUNDS		2,696		
295	MEDICAL, DENTAL AND LABORATORY SUPPLIES	2,305	2,399	3,154	3,154
310	OFFICE EXPENSE	12,592	12,395	21,462	21,462
330	RENTS & LEASES - EQUIPMENT	2,118	5,614	3,748	3,748
340	SPECIAL DEPARTMENTAL EXPENSE	2,412	2,992	2,850	2,850
	<b>TOTAL SERVICES AND SUPPLIES</b>	<b>\$ 340,843</b>	<b>\$ 428,171</b>	<b>\$ 542,683</b>	<b>\$ 537,410</b>
<b>OTHER CHARGES</b>					
453	CONTRIBUTIONS TO OTHER AGENCIES	\$ 375,000	\$ 379,458	\$	\$
	<b>TOTAL OTHER CHARGES</b>	<b>\$ 375,000</b>	<b>\$ 379,458</b>	<b>\$</b>	<b>\$</b>
<b>FIXED ASSETS</b>					
510	EQUIPMENT	\$	\$	\$ 8,175	\$ 8,175
<b>NO. QUAN. DESCRIPTION</b>					
1	LOT MINOR EQUIPMENT			\$ 188	\$ 188
2	1 DESK, STEEL 30X60			140	140
3	1 MACHINE, ADDING, 8 COL ELEC			235	235
4	1 OXYGEN BOTTLE W/DEMAND VALVE			170	170
5	1 STAMP, TIME			250	250
6	1 COIN COUNTER & PACKAGING MACHINE			300	300
7	3 TRUCK, PLATFORM			390	390
8	1 MACHINE, BOOKING PHOTO			4,000	4,000
9	1 CABINET, CONTRCL CONSOLE			2,502	2,502
	<b>TOTAL FIXED ASSETS</b>	<b>\$</b>	<b>\$</b>	<b>\$ 8,175</b>	<b>\$ 8,175</b>
	<b>TOTAL DEPARTMENT 3200</b>	<b>\$ 715,843</b>	<b>\$ 807,669</b>	<b>\$ 550,858</b>	<b>\$ 545,585</b>

COUNTY OF SAN DIEGO FINAL BUDGET  
 1970-1971  
 BUDGET UNIT EXPENDITURE DETAIL  
 SCHEDULE 6  
 FUND - GENERAL-1001

FUNCTION - PUBLIC PROTECTION

ACTIVITY - DETENTION & CORRECTION

BUDGET UNIT - 3300 SAN DIEGO COUNTY HONOR CAMPS

SUB OBJECT ACCOUNT	EXPENDITURE CLASSIFICATION	EXPENDITURES		APPROPRIATIONS	
		ACTUAL EXPENDITURES 1968-1969	ACTUAL EXPENDITURES 1969-1970	EXPENDITURE ESTIMATES RECOMMENDED 1970-1971	ADOPTED BY THE BOARD OF SUPERVISORS 1970-1971
<b>SALARIES AND EMPLOYEE BENEFITS</b>					
101	SALARIES AND WAGES - PERMANENT	\$ 957,461	\$ 1,106,952	\$ 1,424,005	\$ 1,400,809
102	SALARIES AND WAGES - NONPERMANENT	90,329	125,176	190,595	190,595
190	SALARY SAVINGS				24,219CR
<b>TOTAL SALARIES AND EMPLOYEE BENEFITS</b>		<b>\$ 1,047,790</b>	<b>\$ 1,232,128</b>	<b>\$ 1,614,600</b>	<b>\$ 1,567,185</b>
<b>SERVICES AND SUPPLIES</b>					
205	AGRICULTURAL	\$ 634	\$ 935	\$ 1,000	\$ 1,000
210	CLOTHING AND PERSONAL SUPPLIES	16,988	6,946	15,601	15,601
215	COMMUNICATIONS	3,335	5,794	10,325	10,325
225	FOOD	186,337	206,055	259,941	258,078
230	HOUSEHOLD EXPENSE	26,352	37,324	29,248	29,248
280	MAINTENANCE - EQUIPMENT - AUTOMOTIVE	59,123	62,416	72,392	72,392
285	MAINTENANCE - EQUIPMENT - OFFICE & OTHER	4,645	6,232	6,280	6,280
290	MAINTENANCE - STRUCT, IMPROVE & GROUNDS	39,536	50,792	36,546	36,546
291	MAINTENANCE - STRUCT, IMPROVE & GROUNDS	13,319	12,702	15,910	15,910
295	MEDICAL, DENTAL AND LABORATORY SUPPLIES	61	256	310	310
300	MEMBERSHIPS	180	180	180	180
310	OFFICE EXPENSE	5,929	9,952	8,325	8,325
315	PROFESSIONAL AND SPECIALIZED SERVICES	2,206	23,628	30,184	30,184
325	RENT & LEASE - STRUCT, IMPROVE & GROUNDS	3,900	4,298		
330	RENTS & LEASES - EQUIPMENT	3,671	5,534	7,705	7,705
335	SMALL TOOLS AND INSTRUMENTS	3,687	3,713	3,225	3,225
340	SPECIAL DEPARTMENTAL EXPENSE	2,451	2,838	3,294	3,294
346	TRANSPORTATION & TRAVEL - TRAVEL EXPENSE	1,182	919	2,217	1,507
347	TRANSPORTATION & TRAVEL - EMPLOYEE AUTO	4,184	5,363	8,271	8,271
348	TRANSPORTATION & TRAVEL - OTHER	70	5	25	25
350	UTILITIES	46,247	48,901	60,108	60,108
<b>TOTAL SERVICES AND SUPPLIES</b>		<b>\$ 424,037</b>	<b>\$ 494,787</b>	<b>\$ 571,087</b>	<b>\$ 566,514</b>
<b>FIXED ASSETS</b>					
510	EQUIPMENT	\$ 56,648	\$ 136,623	\$ 95,072	\$ 95,072

NO. QUAN. DESCRIPTION

1	LOT	MINOR EQUIPMENT		\$ 9,831	\$ 9,831
2	1	TRUCK, 5-TON		8,200	8,200
3	3	TRUCK, 2-TON CREW		13,500	13,500
4	3	CAB AND CHASSIS DUMP TRUCK		24,000	24,000
5	2	TRUCK, 1/2-TON		6,000	6,000
6	1	BUS, 34-PASSENGER		12,500	12,500
7	2	EXPLODER, BATTERY CONDENSOR		440	440
8	1	MIXER, CEMENT, 1-SACK		960	960
9	1	LAWN MOWER, POWER		140	140
10	1	SNAKE, ELECTRIC, SEWER LINE		411	411
11	1	TABLE, STAINLESS STEEL		835	835
12	2	SLICING MACHINE		1,124	1,124
13	2	FOOD MIXER W/ATTACHMENTS		4,092	4,092
14	2	MEAT BLOCK		250	250
15	2	TOASTER, ELECTRIC, ROTARY		550	550
16	3	TELEVISION, BLACK AND WHITE		600	600
17	2	PROJECTOR, MOTION PICTURE, 16 MM		1,098	1,098
18	1	SEWING MACHINE, COMMERCIAL		265	265
19	1	VACUUM CLEANER W/ATTACHMENTS		125	125
20	2	SOFA		420	420
21	5	TYPEWRITER, MANUAL, 15		1,210	1,210
22	1	TYPEWRITER, MANUAL, 18		242	242
23	2	PROJECTOR, OVERHEAD		294	294
24	1	DICTATING MACHINE W/ATTACHMENTS		305	305
25	2	TAPE RECORDER		420	420
26	1	FREEZER, UPRIGHT 57 CU. FT.		1,300	1,300
27	1	REFRIGERATOR, REACH IN 50 CU. FT.		1,025	1,025
28	1	RANGE, 3 SECTION		1,450	1,450
29	1	FOOD MIXER		1,100	1,100
30	1	DEEP FRYER		500	500
31	2	TABLE, STAINLESS STEEL		900	900
32	1	VACUUM CLEANER W/ATTACHMENTS		150	150

COUNTY OF SAN DIEGO FINAL BUDGET  
 1970-1971  
 BUDGET UNIT EXPENDITURE DETAIL  
 SCHEDULE 6  
 FUNG - GENERAL-1001

FUNCTION - PUBLIC PROTECTION

ACTIVITY - DETENTION & CORRECTION

BUDGET UNIT - 3300 SAN DIEGO COUNTY HONOR CAMPS - CONTINUED

SUB OBJECT ACCOUNT	EXPENDITURE CLASSIFICATION	EXPENDITURES		APPROPRIATIONS	
		ACTUAL EXPENDITURES 1968-1969	ACTUAL EXPENDITURES 1969-1970	EXPENDITURE ESTIMATES RECOMMENDED 1970-1971	ADOPTED BY THE BOARD OF SUPERVISORS 1970-1971
FIXED ASSETS - CONTINUED					
NO. QUAN. DESCRIPTION					
33	3 SOFA			\$ 720	\$ 720
34	1 MONEY CHEST			115	115
530	STRUCTURES AND IMPROVEMENTS	\$ 9,079	\$ 7,349	\$ 14,385	\$ 14,385
	SO1 UTILITY BUILDING, VIEJAS 1		x	\$ 4,500	\$ 4,500
	SO2 SHOP BUILDING, SAN JOSE 1		x	5,500	5,500
	SO3 CAR PORT, WEST FORK 1		x	3,000	3,000
	SO4 WATER FCUNTAIN, SAN JOSE/WEST FORK 2		x	400	400
	SC5 AIR CONDITIONER, VIEJAS 1			-0-	-0-
	SC6 AIR CONDITIONER, WEST FORK 1			-0-	-0-
	SC7 HEATER, ELECTRIC, SAN JOSE 5		x	625	625
	SC8 HEATER, ELECTRIC, WEST FORK 1		x	180	180
	SC9 HEATER, PROPANE, SAN JOSE 1		x	180	180
	<b>TOTAL FIXED ASSETS</b>	\$ 65,727	\$ 143,972	\$ 109,457	\$ 109,457
	EXPENDITURE TRANSFERS AND REIMBURSEMENTS				
	600 COSTS APPLIED	\$ 106,806CR	\$ 174,815CR	\$ 96,380CR	\$ 96,380CR
	<b>TOTAL EXPENDITURE TRANSFERS AND REIMBURSEMENTS</b>	\$ 106,806CR	\$ 174,815CR	\$ 96,380CR	\$ 96,380CR
	<b>TOTAL DEPARTMENT 3300</b>	\$ 1,430,748	\$ 1,696,072	\$ 2,198,764	\$ 2,146,776

COUNTY OF SAN DIEGO FINAL BUDGET  
 1970-1971  
 BUDGET UNIT EXPENDITURE DETAIL  
 SCHEDULE 6  
 FUND - GENERAL-1001

FUNCTION - PUBLIC PROTECTION

ACTIVITY - DETENTION & CORRECTION

BUDGET UNIT - 3400 PROBATION DEPARTMENT, RANCHO DEL CAMPO

SUB OBJECT ACCOUNT	EXPENDITURE CLASSIFICATION	EXPENDITURES		APPROPRIATIONS	
		ACTUAL EXPENDITURES 1968-1969	ACTUAL EXPENDITURES 1969-1970	EXPENDITURE ESTIMATES RECOMMENDED 1970-1971	ADOPTED BY THE BOARD OF SUPERVISORS 1970-1971
SALARIES AND EMPLOYEE BENEFITS					
101	SALARIES AND WAGES - PERMANENT	\$ 300,399	\$ 341,757	\$ 430,783	\$ 430,783
102	SALARIES AND WAGES - NONPERMANENT	17,930	19,238	14,508	14,508
190	SALARY SAVINGS				6,679CR
	<b>TOTAL SALARIES AND EMPLOYEE BENEFITS</b>	<b>\$ 318,329</b>	<b>\$ 360,995</b>	<b>\$ 445,291</b>	<b>\$ 438,612</b>
SERVICES AND SUPPLIES					
205	AGRICULTURAL	\$ 132	\$ 171	\$ 200	\$ 200
210	CLCTING AND PERSONAL SUPPLIES	6,128	6,493	9,190	9,190
215	COMMUNICATIONS	3,529	4,261	3,600	3,600
225	FOOD	37,745	40,802	42,443	41,813
230	HOUSEHOLD EXPENSE	6,055	8,290	4,800	4,800
280	MAINTENANCE - EQUIPMENT - AUTOMOTIVE	1			
285	MAINTENANCE - EQUIPMENT - OFFICE & OTHER	437	271	400	400
290	MAINTENANCE - STRUCT, IMPROVE & GROUNDS	39	20	50	50
295	MEDICAL, DENTAL AND LABORATORY SUPPLIES	30	16	50	50
310	OFFICE EXPENSE	2,143	1,839	1,900	1,900
315	PROFESSIONAL AND SPECIALIZED SERVICES	1,748	1,919	1,600	1,600
325	RENT & LEASE - STRUCT, IMPROVE & GROUNDS	1,000	1,000	1,000	1,000
330	RENTS & LEASES - EQUIPMENT	1,509	1,351	1,760	1,760
335	SMALL TOOLS AND INSTRUMENTS	223	434	300	300
340	SPECIAL DEPARTMENTAL EXPENSE	674	1,343	900	900
346	TRANSPORTATION & TRAVEL - TRAVEL EXPENSE	245	129	400	400
347	TRANSPORTATION & TRAVEL - EMPLOYEE AUTO	529	476	500	500
	<b>TOTAL SERVICES AND SUPPLIES</b>	<b>\$ 62,172</b>	<b>\$ 68,795</b>	<b>\$ 69,093</b>	<b>\$ 68,463</b>
FIXED ASSETS					
510	EQUIPMENT	\$ 3,245	\$ 3,682	\$	\$
	<b>TOTAL FIXED ASSETS</b>	<b>\$ 3,245</b>	<b>\$ 3,682</b>	<b>\$</b>	<b>\$</b>
	<b>TOTAL DEPARTMENT 3400</b>	<b>\$ 383,746</b>	<b>\$ 433,772</b>	<b>\$ 514,384</b>	<b>\$ 507,075</b>

COUNTY OF SAN DIEGO FINAL BUDGET  
 1970-1971  
 BUDGET UNIT EXPENDITURE DETAIL  
 SCHEDULE 6  
 FUND - GENERAL-1001

FUNCTION - PUBLIC PROTECTION

ACTIVITY - DETENTION & CORRECTION

BUDGET UNIT - 3410 PROBATION DEPARTMENT, JUVENILE HALL

EXPENDITURES

APPROPRIATIONS

SUB OBJECT ACCOUNT	EXPENDITURE CLASSIFICATION	ACTUAL EXPENDITURES 1968-1969	ACTUAL EXPENDITURES 1969-1970	EXPENDITURE ESTIMATES RECOMMENDED 1970-1971	ADOPTED BY THE BOARD OF SUPERVISORS 1970-1971
<b>SALARIES AND EMPLOYEE BENEFITS</b>					
101	SALARIES AND WAGES - PERMANENT	\$ 1,038,036	\$ 1,179,113	\$ 1,369,802	\$ 1,369,802
102	SALARIES AND WAGES - NONPERMANENT	40,143	19,621	29,095	29,095
190	SALARY SAVINGS				20,983CR
<b>TOTAL SALARIES AND EMPLOYEE BENEFITS</b>		<b>\$ 1,078,179</b>	<b>\$ 1,198,734</b>	<b>\$ 1,398,897</b>	<b>\$ 1,377,914</b>
<b>SERVICES AND SUPPLIES</b>					
210	CLOTHING AND PERSONAL SUPPLIES	\$ 26,382	\$ 30,458	\$ 31,430	\$ 31,430
215	COMMUNICATIONS	11,008	11,584	11,880	11,880
225	FOOD	101,510	110,029	115,938	113,938
230	HOUSEHOLD EXPENSE	11,569	15,328	14,233	14,233
285	MAINTENANCE - EQUIPMENT - OFFICE & OTHER	177	186	300	300
295	MEDICAL, DENTAL AND LABORATORY SUPPLIES	1,234	1,675	1,500	1,500
300	MEMBERSHIPS	32	32	32	32
310	OFFICE EXPENSE	2,985	3,844	3,400	3,400
315	PROFESSIONAL AND SPECIALIZED SERVICES	228	248	228	228
330	RENTS & LEASES - EQUIPMENT	1,222	1,491	1,760	1,760
335	SMALL TOOLS AND INSTRUMENTS	208		200	200
340	SPECIAL DEPARTMENTAL EXPENSE	2,782	2,862	4,700	4,700
346	TRANSPORTATION & TRAVEL - TRAVEL EXPENSE	1,017	404	1,000	1,000
347	TRANSPORTATION & TRAVEL - EMPLOYEE AUTO		34	100	100
348	TRANSPORTATION & TRAVEL - OTHER				
350	UTILITIES	25,652	25,926	27,060	27,060
<b>TOTAL SERVICES AND SUPPLIES</b>		<b>\$ 186,042</b>	<b>\$ 204,101</b>	<b>\$ 213,761</b>	<b>\$ 211,761</b>
<b>FIXED ASSETS</b>					
510	EQUIPMENT	\$ 3,307	\$ 5,066	\$ 8,714	\$ 8,714
<b>NO. QUAN. DESCRIPTION</b>					
1	LCT MINOR EQUIPMENT			\$ 2,374	\$ 2,374
2	1 TYPEWRITER, ELECTRIC 13 IN			320	520
3	1 DUPLICATING MACHINE			925	925
4	3 RANGE, COMMERCIAL			2,250	2,250
5	2 FRYER, COMMERCIAL			-0-	-0-
6	1 ICE-MAKING MACHINE, COMMERCIAL			1,260	1,250
7	1 CART, TREATMENT			260	260
8	1 AIR-CONDITIONER, WINDOW STYLE			300	300
9	1 REFRIGERATOR, 3 1/2 CU.FT.			-0-	-0-
10	1 PROJECTOR, MOTION 16MM, W/CINE LENS			825	825
<b>TOTAL FIXED ASSETS</b>		<b>\$ 3,307</b>	<b>\$ 5,066</b>	<b>\$ 8,714</b>	<b>\$ 8,714</b>
<b>TOTAL DEPARTMENT 3410</b>		<b>\$ 1,267,528</b>	<b>\$ 1,407,901</b>	<b>\$ 1,621,372</b>	<b>\$ 1,598,389</b>

COUNTY OF SAN DIEGO FINAL BUDGET  
 1970-1971  
 BUDGET UNIT EXPENDITURE DETAIL  
 SCHEDULE 6  
 FUND - GENERAL-1001

FUNCTION - PUBLIC PROTECTION

ACTIVITY - DETENTION & CORRECTION

BUDGET UNIT - 3420 PROBATION OFFICER, LAS COLINAS

SUB OBJECT ACCOUNT	EXPENDITURE CLASSIFICATION	EXPENDITURES		APPROPRIATIONS	
		ACTUAL EXPENDITURES 1968-1969	ACTUAL EXPENDITURES 1969-1970	EXPENDITURE ESTIMATES RECOMMENDED 1970-1971	ADPTED BY THE BOARD OF SUPERVISORS 1970-1971
SALARIES AND EMPLOYEE BENEFITS					
SALARIES AND EMPLOYEE BENEFITS					
101	SALARIES AND WAGES - PERMANENT	\$ 395,293	\$ 426,399	\$ 457,773	\$ 457,773
102	SALARIES AND WAGES - NONPERMANENT	12,130	10,618	11,776	11,776
190	SALARY SAVINGS				7,043CR
<b>TOTAL SALARIES AND EMPLOYEE BENEFITS</b>		<b>\$ 407,423</b>	<b>\$ 437,017</b>	<b>\$ 469,549</b>	<b>\$ 462,506</b>
SERVICES AND SUPPLIES					
210 CLOTHING AND PERSONAL SUPPLIES					
215	COMMUNICATIONS	\$ 2,104	\$ 1,924	\$ 3,281	\$ 3,281
225	FOOD	4,998	4,740	5,003	5,003
230	HOUSEHOLD EXPENSE	22,956	24,629	26,456	25,884
285	MAINTENANCE - EQUIPMENT - OFFICE & OTHER	3,842	4,732	5,000	5,000
295	MEDICAL, DENTAL AND LABORATORY SUPPLIES	144	186	260	260
300	MEMBERSHIPS	58	35	200	200
310	OFFICE EXPENSE	12	22	32	32
315	PROFESSIONAL AND SPECIALIZED SERVICES	1,271	1,246	1,435	1,435
330	RENTS & LEASES - EQUIPMENT	240	314	940	940
335	SMALL TOOLS AND INSTRUMENTS	1,160	1,560	1,560	1,560
340	SPECIAL DEPARTMENTAL EXPENSE	71	18	350	350
346	TRANSPORTATION & TRAVEL - TRAVEL EXPENSE	782	1,090	1,725	1,725
347	TRANSPORTATION & TRAVEL - EMPLOYEE AUTO	466	513	500	400
350	UTILITIES	48	126	150	150
<b>TOTAL SERVICES AND SUPPLIES</b>		<b>\$ 52,842</b>	<b>\$ 52,675</b>	<b>\$ 62,892</b>	<b>\$ 62,220</b>
FIXED ASSETS					
510	EQUIPMENT	\$ 1,770	\$ 1,524	\$ 760	\$ 760
NO. QUAN. DESCRIPTION					
1	LCT MINOR EQUIPMENT			\$ 110	\$ 110
2	2 LIVING ROOM SUITE, UPHOLSTERED			650	650
3	1 CALCULATOR, ELECTRIC, AUTOMATIC			-0-	-0-
4	1 FOOD MIXER			-0-	-0-
<b>TOTAL FIXED ASSETS</b>		<b>\$ 1,770</b>	<b>\$ 1,524</b>	<b>\$ 760</b>	<b>\$ 760</b>
<b>TOTAL DEPARTMENT 3420</b>		<b>\$ 462,035</b>	<b>\$ 491,216</b>	<b>\$ 533,201</b>	<b>\$ 525,486</b>



COUNTY OF SAN DIEGO FINAL BUDGET  
 1970-1971  
 BUDGET UNIT EXPENDITURE DETAIL  
 SCHEDULE 6  
 FUND - GENERAL-1001

FUNCTION - PUBLIC PROTECTION

ACTIVITY - DETENTION & CORRECTION

BUDGET UNIT - 3430 PROBATION OFFICER

SUB OBJECT ACCOUNT	EXPENDITURE CLASSIFICATION	EXPENDITURES		APPROPRIATIONS	
		ACTUAL EXPENDITURES 1968-1969	ACTUAL EXPENDITURES 1969-1970	EXPENDITURE ESTIMATES RECOMMENDED 1970-1971	ADOPTED BY THE BOARD OF SUPERVISORS 1970-1971
<b>SALARIES AND EMPLOYEE BENEFITS</b>					
101	SALARIES AND WAGES - PERMANENT	\$ 4,598,095	\$ 5,473,861	\$ 7,257,583	\$ 7,257,583
102	SALARIES AND WAGES - NONPERMANENT	16,950	37,034	15,572	15,572
190	SALARY SAVINGS				109,097CR
<b>TOTAL SALARIES AND EMPLOYEE BENEFITS</b>		<b>\$ 4,615,045</b>	<b>\$ 5,510,895</b>	<b>\$ 7,273,155</b>	<b>\$ 7,164,058</b>
<b>SERVICES AND SUPPLIES</b>					
210	CLOTHING AND PERSONAL SUPPLIES	\$ 345	\$ 242	\$ 400	\$ 400
215	COMMUNICATIONS	68,893	78,382	81,760	81,760
225	FOOD		339		
230	HOUSEHOLD EXPENSE		396		
285	MAINTENANCE - EQUIPMENT - OFFICE & OTHER	12,511	14,281	18,874	18,874
290	MAINTENANCE - STRUCT, IMPROVE & GROUNDS		208		
295	MEDICAL, DENTAL AND LABORATORY SUPPLIES		264		
300	MEMBERSHIPS	223	213	280	280
310	OFFICE EXPENSE	41,864	49,680	54,250	50,914
315	PROFESSIONAL AND SPECIALIZED SERVICES	4,439	20,836	80,549	70,549
325	RENT & LEASE - STRUCT, IMPROVE & GROUNDS	750	4,234	7,200	7,200
330	RENTS & LEASES - EQUIPMENT	11,151	14,851	15,075	15,075
340	SPECIAL DEPARTMENTAL EXPENSE	434	1,379	163,600	163,600
346	TRANSPORTATION & TRAVEL - TRAVEL EXPENSE	4,192	3,269	4,150	3,750
347	TRANSPORTATION & TRAVEL - EMPLOYEE AUTO		9,416	45,000	30,000
348	TRANSPORTATION & TRAVEL - OTHER		420	5,000	5,000
350	UTILITIES	28,852	32,841	33,630	33,630
360	SUPPORT AND CARE OF PERSONS	125	118		
<b>TOTAL SERVICES AND SUPPLIES</b>		<b>\$ 173,890</b>	<b>\$ 231,369</b>	<b>\$ 509,768</b>	<b>\$ 481,032</b>
<b>OTHER CHARGES</b>					
440	SUPPORT AND CARE	\$	\$	\$ 200	\$ 200
<b>TOTAL OTHER CHARGES</b>		<b>\$</b>	<b>\$</b>	<b>\$ 200</b>	<b>\$ 200</b>
<b>FIXED ASSETS</b>					
510	EQUIPMENT	\$ 81,991	\$ 96,860	\$ 103,083	\$ 103,083
<b>NO. QUAN. DESCRIPTION</b>					
1	LOT MINOR EQUIPMENT			\$ 25,033	\$ 25,033
2	1 ADDING MACHINE, AUTOMATIC, ELECTRIC			450	450
3	1 ADDING MACHINE, 10 COL. ELECTRIC			270	270
4	1 CART, PROJECTOR			125	125
5	53 DESK, EXECUTIVE, STEEL			7,420	7,420
6	29 DESK, TYPEWRITER, STEEL			3,840	3,840
7	75 DICTATION MACHINE WITH STAND			24,075	24,075
8	1 DUPLICATING MACHINE, WITH STAND			1,000	1,000
9	26 MODULAR WORK STATION			14,950	14,950
10	6 SOFA, UPHOLSTERED, 70-IN			1,200	1,200
11	28 TYPEWRITER, ELECTRIC, 13-IN			14,140	14,140
12	2 TYPEWRITER, ELECTRIC, 20-IN			1,130	1,130
13	2 VIDEOTAPE RECORDER			9,350	9,350
14	1 TAPE RECORDER			100	100
<b>TOTAL FIXED ASSETS</b>		<b>\$ 81,991</b>	<b>\$ 96,860</b>	<b>\$ 103,083</b>	<b>\$ 103,083</b>
<b>EXPENDITURE TRANSFERS AND REIMBURSEMENTS</b>					
600	COSTS APPLIED	\$	\$	\$ 10,200CR	\$ 10,200CR
<b>TOTAL EXPENDITURE TRANSFERS AND REIMBURSEMENTS</b>		<b>\$</b>	<b>\$</b>	<b>\$ 10,200CR</b>	<b>\$ 10,200CR</b>
<b>TOTAL DEPARTMENT 3430</b>		<b>\$ 4,870,926</b>	<b>\$ 5,839,124</b>	<b>\$ 7,876,006</b>	<b>\$ 7,738,173</b>

COUNTY OF SAN DIEGO FINAL BUDGET  
 1970-1971  
 BUDGET UNIT EXPENDITURE DETAIL  
 SCHEDULE 6  
 FUNC - GENERAL-1001

FUNCTION - PUBLIC PROTECTION

ACTIVITY - DETENTION & CORRECTION

BUDGET UNIT - 3480 PROBATION DEPARTMENT, HILLCREST

SUB OBJECT ACCOUNT	EXPENDITURE CLASSIFICATION	EXPENDITURES		APPROPRIATIONS	
		ACTUAL EXPENDITURES 1968-1969	ACTUAL EXPENDITURES 1969-1970	EXPENDITURE ESTIMATES RECOMMENDED 1970-1971	ADOPTED BY THE BOARD OF SUPERVISORS 1970-1971
<b>SALARIES AND EMPLOYEE BENEFITS</b>					
101	SALARIES AND WAGES - PERMANENT	\$ 420,121	\$ 477,636	\$ 541,154	\$ 541,154
102	SALARIES AND WAGES - NONPERMANENT	16,635	13,859	21,230	21,230
190	SALARY SAVINGS				8,436CR
	<b>TOTAL SALARIES AND EMPLOYEE BENEFITS</b>	<b>\$ 436,756</b>	<b>\$ 491,495</b>	<b>\$ 562,384</b>	<b>\$ 553,948</b>
<b>SERVICES AND SUPPLIES</b>					
210	CLOTHING AND PERSONAL SUPPLIES	\$ 10,584	\$ 9,460	\$ 9,691	\$ 9,691
215	COMMUNICATIONS	1,926	2,100	2,000	2,000
225	FOOD	29,721	27,800	32,969	32,314
230	HOUSEHOLD EXPENSE	4,529	4,177	6,419	6,419
285	MAINTENANCE - EQUIPMENT - OFFICE & OTHER	138	248	400	400
295	MEDICAL, DENTAL AND LABORATORY SUPPLIES	320	263	300	300
300	MEMBERSHIPS	53	10	33	33
310	OFFICE EXPENSE	1,310	1,396	1,500	1,500
330	RENTS & LEASES - EQUIPMENT		1,529	1,560	1,560
335	SMALL TOOLS AND INSTRUMENTS		35	100	100
340	SPECIAL DEPARTMENTAL EXPENSE	2,909	2,251	2,365	2,365
346	TRANSPORTATION & TRAVEL - TRAVEL EXPENSE	239	227	400	400
347	TRANSPORTATION & TRAVEL - EMPLOYEE AUTO	46	89	100	100
350	UTILITIES	11,032	10,902	11,036	11,036
	<b>TOTAL SERVICES AND SUPPLIES</b>	<b>\$ 62,827</b>	<b>\$ 60,488</b>	<b>\$ 68,873</b>	<b>\$ 68,218</b>
<b>FIXED ASSETS</b>					
510	EQUIPMENT	\$ 2,568	\$ 1,858	\$ 2,046	\$ 2,046
<b>NO. QUAN. DESCRIPTION</b>					
1	LOT MINOR EQUIPMENT			\$ 1,866	\$ 1,866
2	1 TELEVISION, PORTABLE - w/STAND			180	180
3	LCT CARPET FOR OFFICE			-0-	-0-
	<b>TOTAL FIXED ASSETS</b>	<b>\$ 2,568</b>	<b>\$ 1,858</b>	<b>\$ 2,046</b>	<b>\$ 2,046</b>
	<b>TOTAL DEPARTMENT 3480</b>	<b>\$ 502,151</b>	<b>\$ 553,841</b>	<b>\$ 633,303</b>	<b>\$ 624,212</b>

COUNTY OF SAN DIEGO FINAL BUDGET  
 1970-1971  
 BUDGET UNIT EXPENDITURE DETAIL  
 SCHEDULE 6  
 FUND - GENERAL FUND-1001

FUNCTION - PUBLIC PROTECTION

ACTIVITY - OTHER PROTECTION

BUDGET UNIT - 3800 OFFICE OF SENIOR CITIZENS AFFAIRS

SUB OBJECT ACCOUNT	EXPENDITURE CLASSIFICATION	EXPENDITURES		APPROPRIATIONS	
		ACTUAL EXPENDITURES 1968-1969	ACTUAL EXPENDITURES 1969-1970	EXPENDITURE ESTIMATES RECOMMENDED 1970-1971	ADOPTED BY THE BOARD OF SUPERVISORS 1970-1971
SALARIES AND EMPLOYEE BENEFITS					
101	SALARIES AND WAGES - PERMANENT	\$	\$	\$ 24,000	\$ 24,000
190	SALARY SAVINGS				360CR
	<b>TOTAL SALARIES AND EMPLOYEE BENEFITS</b>	\$	\$	\$ 24,000	\$ 23,640
SERVICES AND SUPPLIES					
310	OFFICE EXPENSE	\$	\$	\$ 7,500	\$ 7,500
	<b>TOTAL SERVICES AND SUPPLIES</b>	\$	\$	\$ 7,500	\$ 7,500
FIXED ASSETS					
510	EQUIPMENT	\$	\$	\$ 1,500	\$ 1,500
NO. QUAN. DESCRIPTION					
1	LOT MINOR EQUIPMENT			\$ 1,080	\$ 1,080
2	3 DESK			420	420
	<b>TOTAL FIXED ASSETS</b>	\$	\$	\$ 1,500	\$ 1,500
	<b>TOTAL DEPARTMENT 3800</b>	\$	\$	\$ 33,000	\$ 32,640

COUNTY OF SAN DIEGO FINAL BUDGET  
 1970-1971  
 BUDGET UNIT EXPENDITURE DETAIL  
 SCHEDULE 6  
 FUND - GENERAL-1001

FUNCTION - PUBLIC PROTECTION

ACTIVITY - FIRE PROTECTION

BUDGET UNIT - 3900 FIRE PROTECTION, STATE

SUB OBJECT ACCOUNT	EXPENDITURE CLASSIFICATION	EXPENDITURES		APPROPRIATIONS	
		ACTUAL EXPENDITURES 1968-1969	ACTUAL EXPENDITURES 1969-1970	EXPENDITURE ESTIMATES RECOMMENDED 1970-1971	ADOPTED BY THE BOARD OF SUPERVISORS 1970-1971
SERVICES AND SUPPLIES					
215 COMMUNICATIONS		\$ 229	\$ 336	\$ 350	\$ 350
230 HOUSEHOLD EXPENSE		31			
244 INSURANCE - COUNTY PROPERTY				60	60
280 MAINTENANCE - EQUIPMENT - AUTOMOTIVE		7,463	11,467	9,500	9,500
285 MAINTENANCE - EQUIPMENT - OFFICE & OTHER		227	273	400	400
300 MEMBERSHIPS		43	53	75	75
310 OFFICE EXPENSE		491	725	500	500
330 RENTS & LEASES - EQUIPMENT		1,058	1,355	1,500	1,500
335 SMALL TOOLS AND INSTRUMENTS		1,611	3,085	2,500	2,500
340 SPECIAL DEPARTMENTAL EXPENSE		5,835	5,729	7,900	7,900
348 TRANSPORTATION & TRAVEL - OTHER		171	69	600	600
<b>TOTAL SERVICES AND SUPPLIES</b>		<b>\$ 17,159</b>	<b>\$ 23,096</b>	<b>\$ 23,385</b>	<b>\$ 23,385</b>
OTHER CHARGES					
453 CONTRIBUTIONS TO OTHER AGENCIES		\$ 196,177	\$ 215,580	\$ 248,110	\$ 248,110
<b>TOTAL OTHER CHARGES</b>		<b>\$ 196,177</b>	<b>\$ 215,580</b>	<b>\$ 248,110</b>	<b>\$ 248,110</b>
FIXED ASSETS					
510 EQUIPMENT		\$ 7,513	\$ 30,877	\$ 30,400	\$ 30,400
NO. QUAN. DESCRIPTION					
1 LOT MINOR EQUIPMENT				\$ 250	\$ 250
2 3 MOTOR VEHICLE, REPLACEMENT				8,600	8,600
3 12 RADIO, MOBILE				16,200	16,200
4 1 BRUSH CHIPPER 16 IN				4,500	4,500
5 2 RADIO, RECEIVER				350	350
6 1 TYPEWRITER ELECTRIC 14 IN				500	500
7 1 PUMP, PORTABLE WATEROUS				-0-	-0-
<b>TOTAL FIXED ASSETS</b>		<b>\$ 7,513</b>	<b>\$ 30,877</b>	<b>\$ 30,400</b>	<b>\$ 30,400</b>
<b>TOTAL DEPARTMENT 3900</b>		<b>\$ 220,849</b>	<b>\$ 269,553</b>	<b>\$ 301,895</b>	<b>\$ 301,895</b>

COUNTY OF SAN DIEGO FINAL BUDGET  
 1970-1971  
 BUDGET UNIT EXPENDITURE DETAIL  
 SCHEDULE 6  
 FUND - GENERAL FUND-1001

FUNCTION - PUBLIC PROTECTION

ACTIVITY - FIRE PROTECTION

BUDGET UNIT - 3910 FIRE PROTECTION, WATERSHED RESOURCES ADVISORY COMMISSION

SUB OBJECT ACCOUNT	EXPENDITURE CLASSIFICATION	EXPENDITURES		APPROPRIATIONS	
		ACTUAL EXPENDITURES 1968-1969	ACTUAL EXPENDITURES 1969-1970	EXPENDITURE ESTIMATES RECOMMENDED 1970-1971	ADOPTED BY THE BOARD OF SUPERVISORS 1970-1971
SERVICES AND SUPPLIES					
300 MEMBERSHIPS		\$ 15	\$ 317	\$ 318	\$ 318
310 OFFICE EXPENSE			230		
315 PROFESSIONAL AND SPECIALIZED SERVICES			2,500	11,850	11,732
330 RENTS & LEASES - EQUIPMENT		1,589	1,780		
335 SMALL TOOLS AND INSTRUMENTS			490		
340 SPECIAL DEPARTMENTAL EXPENSE		5,879	2,668		
346 TRANSPORTATION & TRAVEL - TRAVEL EXPENSE		325	958	1,200	1,200
347 TRANSPORTATION & TRAVEL - EMPLOYEE AUTO			464	1,800	1,800
348 TRANSPORTATION & TRAVEL - OTHER		500	855	800	800
<b>TOTAL SERVICES AND SUPPLIES</b>		<b>\$ 8,308</b>	<b>\$ 10,262</b>	<b>\$ 15,968</b>	<b>\$ 15,850</b>
FIXED ASSETS					
510 EQUIPMENT				\$ 7,000	\$ 7,000
NO. QUAN. DESCRIPTION					
2 1 BRUSH CRUSHER				\$ 7,000	\$ 7,000
<b>TOTAL FIXED ASSETS</b>				<b>\$ 7,000</b>	<b>\$ 7,000</b>
<b>TOTAL DEPARTMENT 3910</b>		<b>\$ 8,308</b>	<b>\$ 10,262</b>	<b>\$ 22,968</b>	<b>\$ 22,850</b>

COUNTY OF SAN DIEGO FINAL BUDGET  
 1970-1971  
 BUDGET UNIT EXPENDITURE DETAIL  
 SCHEDULE 6  
 FUND - GENERAL-1001

FUNCTION - PUBLIC PROTECTION

ACTIVITY - FIRE PROTECTION

BUDGET UNIT - 3920 FIRE PROTECTION, U S GOVERNMENT

SUB OBJECT ACCOUNT	EXPENDITURE CLASSIFICATION	EXPENDITURES		APPROPRIATIONS	
		ACTUAL EXPENDITURES 1968-1969	ACTUAL EXPENDITURES 1969-1970	EXPENDITURE ESTIMATES RECOMMENDED 1970-1971	ADOPTED BY THE BOARD OF SUPERVISORS 1970-1971
OTHER CHARGES					
453 CONTRIBUTIONS TO OTHER AGENCIES		\$ 15,850	\$ 15,850	\$ 15,850	\$ 15,850
TOTAL OTHER CHARGES		\$ 15,850	\$ 15,850	\$ 15,850	\$ 15,850
TOTAL DEPARTMENT 3920		\$ 15,850	\$ 15,850	\$ 15,850	\$ 15,850

COUNTY OF SAN DIEGO FINAL BUDGET  
 1970-1971  
 BUDGET UNIT EXPENDITURE DETAIL  
 SCHEDULE 5  
 FUND - GENERAL-1001

FUNCTION - PUBLIC PROTECTION

ACTIVITY - PROTECTIVE INSPECTION

BUDGET UNIT - 4100 SAN DIEGO COUNTY DEPARTMENT OF AGRICULTURE

SUB OBJECT ACCOUNT	EXPENDITURE CLASSIFICATION	EXPENDITURES		APPROPRIATIONS	
		ACTUAL EXPENDITURES 1968-1969	ACTUAL EXPENDITURES 1969-1970	EXPENDITURE ESTIMATES RECOMMENDED 1970-1971	ADOPTED BY THE BOARD OF SUPERVISORS 1970-1971
<b>SALARIES AND EMPLOYEE BENEFITS</b>					
101	SALARIES AND WAGES - PERMANENT	\$ 510,836	\$ 536,804	\$ 611,834	\$ 611,834
102	SALARIES AND WAGES - NONPERMANENT	43,262	41,820	28,397	28,397
190	SALARY SAVINGS				9,603CR
<b>TOTAL SALARIES AND EMPLOYEE BENEFITS</b>		<b>\$ 554,098</b>	<b>\$ 578,624</b>	<b>\$ 640,231</b>	<b>\$ 630,628</b>
<b>SERVICES AND SUPPLIES</b>					
205	AGRICULTURAL	\$ 38,541	\$ 40,226	\$ 46,000	\$ 46,000
210	CLOTHING AND PERSONAL SUPPLIES	17	195	100	100
215	COMMUNICATIONS	46	59	50	50
230	HOUSEHOLD EXPENSE	346	872	1,000	1,000
280	MAINTENANCE - EQUIPMENT - AUTOMOTIVE	78	27	50	50
285	MAINTENANCE - EQUIPMENT - OFFICE & OTHER	1,454	940	800	800
295	MEDICAL, DENTAL AND LABORATORY SUPPLIES	441	547	575	575
300	MEMBERSHIPS	18	26	20	20
310	OFFICE EXPENSE	6,605	6,567	6,000	5,920
315	PROFESSIONAL AND SPECIALIZED SERVICES	1,510	1,560	2,000	2,000
320	PUBLICATIONS AND LEGAL NOTICES	16			
330	RENTS & LEASES - EQUIPMENT	397	202		
335	SMALL TOOLS AND INSTRUMENTS	669	513	400	400
340	SPECIAL DEPARTMENTAL EXPENSE	1,428	1,549	800	800
346	TRANSPORTATION & TRAVEL - TRAVEL EXPENSE	1,694	1,953	2,000	2,000
347	TRANSPORTATION & TRAVEL - EMPLOYEE AUTO	35,431	36,488	43,350	43,350
348	TRANSPORTATION & TRAVEL - OTHER	481	663	850	850
<b>TOTAL SERVICES AND SUPPLIES</b>		<b>\$ 89,172</b>	<b>\$ 92,387</b>	<b>\$ 103,995</b>	<b>\$ 103,915</b>
<b>FIXED ASSETS</b>					
510	EQUIPMENT	\$ 1,860	\$ 2,516	\$ 2,469	\$ 2,469
<b>NO. QUAN. DESCRIPTION</b>					
1	LOT MINOR EQUIPMENT			\$ 544	\$ 544
2	1 EGG CANDLER			300	300
3	2 TYPEWRITER, ELECTRIC			1,010	1,010
4	1 HAND REFRACTOMETER			180	180
5	1 DESK, STEEL			140	140
6	1 DESK, WOOD			160	160
7	1 CREDENZA, WOOD			135	135
<b>TOTAL FIXED ASSETS</b>		<b>\$ 1,860</b>	<b>\$ 2,516</b>	<b>\$ 2,469</b>	<b>\$ 2,469</b>
<b>EXPENDITURE TRANSFERS AND REIMBURSEMENTS</b>					
600	COSTS APPLIED	\$ 46,672CR	\$ 53,394CR	\$ 77,144CR	\$ 77,144CR
<b>TOTAL EXPENDITURE TRANSFERS AND REIMBURSEMENTS</b>		<b>\$ 46,672CR</b>	<b>\$ 53,394CR</b>	<b>\$ 77,144CR</b>	<b>\$ 77,144CR</b>
<b>TOTAL DEPARTMENT 4100</b>		<b>\$ 598,458</b>	<b>\$ 620,133</b>	<b>\$ 669,551</b>	<b>\$ 659,868</b>

COUNTY OF SAN DIEGO FINAL BUDGET  
 1970-1971  
 BUDGET UNIT EXPENDITURE DETAIL  
 SCHEDULE 6  
 FUND - GENERAL-1001

FUNCTION - PUBLIC PROTECTION

ACTIVITY - PROTECTIVE INSPECTION

BUDGET UNIT - 4250 DEPARTMENT OF BUILDING INSPECTION

SUB OBJECT ACCOUNT	EXPENDITURE CLASSIFICATION	EXPENDITURES		APPROPRIATIONS	
		ACTUAL EXPENDITURES 1968-1969	ACTUAL EXPENDITURES 1969-1970	EXPENDITURE ESTIMATES RECOMMENDED 1970-1971	ADOPTED BY THE BOARD OF SUPERVISORS 1970-1971
<b>SALARIES AND EMPLOYEE BENEFITS</b>					
101	SALARIES AND WAGES - PERMANENT	\$	\$ 157,031	\$ 629,315	\$ 629,315
102	SALARIES AND WAGES - NONPERMANENT		5,041	11,676	11,676
160	RETIREMENT - C.E.R.S.		12,408	57,887	57,887
165	RETIREMENT - O.A.S.C.I.		6,884	19,979	19,979
170	EMPLOYEE GROUP INSURANCE		1,972	9,378	9,378
175	EMPLOYEES COMP INSURANCE		572	2,488	2,488
190	SALARY SAVINGS				10,961CR
<b>TOTAL SALARIES AND EMPLOYEE BENEFITS</b>		<b>\$</b>	<b>\$ 183,908</b>	<b>\$ 730,723</b>	<b>\$ 719,762</b>
<b>SERVICES AND SUPPLIES</b>					
215	COMMUNICATIONS	\$	\$	\$ 13,000	\$ 13,000
285	MAINTENANCE - EQUIPMENT - OFFICE & OTHER		488	550	550
300	MEMBERSHIPS			365	385
310	OFFICE EXPENSE		1,643	12,823	12,143
315	PROFESSIONAL AND SPECIALIZED SERVICES	575,806	461,836	42,370	42,370
325	RENT & LEASE - STRUCT, IMPROVE & GROUNDS			20,725	20,725
330	RENTS & LEASES - EQUIPMENT			2,000	2,000
340	SPECIAL DEPARTMENTAL EXPENSE		891		
346	TRANSPORTATION & TRAVEL - TRAVEL EXPENSE		292	1,800	1,300
347	TRANSPORTATION & TRAVEL - EMPLOYEE AUTO		10,848	32,000	32,000
<b>TOTAL SERVICES AND SUPPLIES</b>		<b>\$ 575,806</b>	<b>\$ 475,998</b>	<b>\$ 125,653</b>	<b>\$ 124,473</b>
<b>FIXED ASSETS</b>					
510	EQUIPMENT	\$ 870	\$ 1,816	\$ 18,400	\$ 18,400
<b>NO. QUAN. DESCRIPTION</b>					
1	LOT MINOR EQUIPMENT			\$ 400	\$ 400
2	CASH REGISTER			18,000	18,000
<b>TOTAL FIXED ASSETS</b>		<b>\$ 870</b>	<b>\$ 1,816</b>	<b>\$ 18,400</b>	<b>\$ 18,400</b>
<b>TOTAL DEPARTMENT 4250</b>		<b>\$ 576,676</b>	<b>\$ 661,722</b>	<b>\$ 874,776</b>	<b>\$ 862,635</b>



COUNTY OF SAN DIEGO FINAL BUDGET  
 1970-1971  
 BUDGET UNIT EXPENDITURE DETAIL  
 SCHEDULE 6  
 FUND - GENERAL-1001

FUNCTION - PUBLIC PROTECTION

ACTIVITY - PROTECTIVE INSPECTION

BUDGET UNIT - 4300 COUNTY VETERINARIAN

SUB OBJECT ACCOUNT	EXPENDITURE CLASSIFICATION	EXPENDITURES		APPROPRIATIONS	
		ACTUAL EXPENDITURES 1968-1969	ACTUAL EXPENDITURES 1969-1970	EXPENDITURE ESTIMATES RECOMMENDED 1970-1971	ADOPTED BY THE BOARD OF SUPERVISORS 1970-1971
SALARIES AND EMPLOYEE BENEFITS					
101	SALARIES AND WAGES - PERMANENT	\$ 227,184	\$ 249,743	\$ 291,293	\$ 291,293
102	SALARIES AND WAGES - NONPERMANENT	2,598	10,978	11,758	11,758
190	SALARY SAVINGS				4,546CR
	<b>TOTAL SALARIES AND EMPLOYEE BENEFITS</b>	<b>\$ 229,782</b>	<b>\$ 260,721</b>	<b>\$ 303,051</b>	<b>\$ 298,505</b>
SERVICES AND SUPPLIES					
210	CLOTHING AND PERSONAL SUPPLIES	\$ 37	\$ 16	\$ 125	\$ 125
215	COMMUNICATIONS	24	21	24	24
230	HOUSEHOLD EXPENSE	1,099	1,179	1,500	1,500
285	MAINTENANCE - EQUIPMENT - OFFICE & OTHER	574	497	600	600
295	MEDICAL, DENTAL AND LABORATORY SUPPLIES	4,726	4,902	6,300	6,300
300	MEMBERSHIPS			40	40
310	OFFICE EXPENSE	2,375	2,642	2,800	2,800
315	PROFESSIONAL AND SPECIALIZED SERVICES	11,528	42,295	47,918	819
340	SPECIAL DEPARTMENTAL EXPENSE	2,273	2,261	3,700	3,700
346	TRANSPORTATION & TRAVEL - TRAVEL EXPENSE	1,042	1,034	1,336	1,256
347	TRANSPORTATION & TRAVEL - EMPLOYEE AUTO	6,163	7,652	7,000	7,000
348	TRANSPORTATION & TRAVEL - OTHER		18		
	<b>TOTAL SERVICES AND SUPPLIES</b>	<b>\$ 29,841</b>	<b>\$ 62,517</b>	<b>\$ 71,343</b>	<b>\$ 24,164</b>
FIXED ASSETS					
510	EQUIPMENT	\$ 1,045	\$ 3,212	\$ 3,186	\$ 3,186
NO. QUAN. DESCRIPTION					
1	LOT MINOR EQUIPMENT			\$ 511	\$ 511
2	1 FILTER, LABORATORY			135	135
3	1 STIRRER, HOT PLATE			110	110
4	1 AUTOPSY TABLE			600	600
5	1 OBJECTIVE, APCHRMAT			225	225
6	1 MICROSCOPE, STEROSCOPIC			675	675
7	2 CART, ANIMAL TRANSPORT			530	530
8	1 CAGE & DOLLY			400	400
	<b>TOTAL FIXED ASSETS</b>	<b>\$ 1,045</b>	<b>\$ 3,212</b>	<b>\$ 3,186</b>	<b>\$ 3,186</b>
	<b>TOTAL DEPARTMENT 4300</b>	<b>\$ 260,668</b>	<b>\$ 326,450</b>	<b>\$ 377,580</b>	<b>\$ 325,855</b>

COUNTY OF SAN DIEGO FINAL BUDGET  
 1970-1971  
 BUDGET UNIT EXPENDITURE DETAIL  
 SCHEDULE 6  
 FUND - GENERAL-1001

FUNCTION - PUBLIC PROTECTION

ACTIVITY - PROTECTIVE INSPECTION

BUDGET UNIT - 4400 SEALER OF WEIGHTS AND MEASURES

## EXPENDITURES

## APPROPRIATIONS

SUB OBJECT ACCOUNT	EXPENDITURE CLASSIFICATION	ACTUAL EXPENDITURES 1968-1969	ACTUAL EXPENDITURES 1969-1970	EXPENDITURE ESTIMATES RECOMMENDED 1970-1971	ADOPTED BY THE BCARD OF SUPERVISORS 1970-1971
SALARIES AND EMPLOYEE BENEFITS					
101	SALARIES AND WAGES - PERMANENT	\$ 103,936	\$ 108,968	\$ 120,709	\$ 120,709
102	SALARIES AND WAGES - NONPERMANENT			3,251	3,251
190	SALARY SAVINGS				1,859CR
<b>TOTAL</b>	<b>SALARIES AND EMPLOYEE BENEFITS</b>	<b>\$ 103,986</b>	<b>\$ 108,968</b>	<b>\$ 123,960</b>	<b>\$ 122,101</b>
SERVICES AND SUPPLIES					
215	COMMUNICATIONS	\$ 176	\$ 149	\$ 220	\$ 220
285	MAINTENANCE - EQUIPMENT - OFFICE & OTHER	301	81	300	300
310	OFFICE EXPENSE	816	1,171	800	800
335	SMALL TOOLS AND INSTRUMENTS	133	64	180	180
340	SPECIAL DEPARTMENTAL EXPENSE	63	22	200	200
346	TRANSPORTATION & TRAVEL - TRAVEL EXPENSE	1,040	648	1,000	920
347	TRANSPORTATION & TRAVEL - EMPLOYEE AUTO	5,583	6,254	7,000	7,000
348	TRANSPORTATION & TRAVEL - OTHER	35	29	50	50
<b>TOTAL</b>	<b>SERVICES AND SUPPLIES</b>	<b>\$ 8,147</b>	<b>\$ 8,418</b>	<b>\$ 9,750</b>	<b>\$ 9,670</b>
FIXED ASSETS					
510	EQUIPMENT	\$ 611	\$ 1,726	\$	\$
<b>TOTAL</b>	<b>FIXED ASSETS</b>	<b>\$ 611</b>	<b>\$ 1,726</b>	<b>\$</b>	<b>\$</b>
<b>TOTAL DEPARTMENT 4400</b>		<b>\$ 112,744</b>	<b>\$ 119,112</b>	<b>\$ 133,710</b>	<b>\$ 131,771</b>

COUNTY OF SAN DIEGO FINAL BUDGET  
 1970-1971  
 BUDGET UNIT EXPENDITURE DETAIL  
 SCHEDULE 6  
 FUND - GRAZING-LANDS-1200

FUNCTION - PUBLIC PROTECTION

ACTIVITY - OTHER PROTECTION

BUDGET UNIT - 4450 SAN DIEGO COUNTY GRAZING ADVISORY BOARD

SUB OBJECT ACCOUNT	EXPENDITURE CLASSIFICATION	EXPENDITURES		APPROPRIATIONS	
		ACTUAL EXPENDITURES 1968-1969	ACTUAL EXPENDITURES 1969-1970	EXPENDITURE ESTIMATES RECOMMENDED 1970-1971	ADOPTED BY THE BOARD OF SUPERVISORS 1970-1971
OTHER CHARGES					
453 CONTRIBUTIONS TO OTHER AGENCIES		\$ 703	\$ 2,245	\$ 9,000	\$ 9,000
<b>TOTAL OTHER CHARGES</b>		<b>\$ 703</b>	<b>\$ 2,245</b>	<b>\$ 9,000</b>	<b>\$ 9,000</b>
<b>TOTAL DEPARTMENT 4450</b>		<b>\$ 703</b>	<b>\$ 2,245</b>	<b>\$ 9,000</b>	<b>\$ 9,000</b>

COUNTY OF SAN DIEGO FINAL BUDGET  
1970-1971  
BUDGET UNIT EXPENDITURE DETAIL  
SCHEDULE 6  
FUND - GENERAL-1001

FUNCTION - PUBLIC PROTECTION

ACTIVITY - OTHER PROTECTION

BUDGET UNIT - 4460 LOCAL AGENCY FORMATION COMMISSION

SUB OBJECT ACCOUNT	EXPENDITURE CLASSIFICATION	EXPENDITURES		APPROPRIATIONS	
		ACTUAL EXPENDITURES 1968-1969	ACTUAL EXPENDITURES 1969-1970	EXPENDITURE ESTIMATES RECOMMENDED 1970-1971	ADOPTED BY THE BOARD OF SUPERVISORS 1970-1971
SALARIES AND EMPLOYEE BENEFITS					
101	SALARIES AND WAGES - PERMANENT	\$ 13,312	\$ 14,851	\$ 38,607	\$ 38,607
102	SALARIES AND WAGES - NONPERMANENT			2,915	2,915
190	SALARY SAVINGS				623CR
	<b>TOTAL SALARIES AND EMPLOYEE BENEFITS</b>	<b>\$ 13,312</b>	<b>\$ 14,851</b>	<b>\$ 41,522</b>	<b>\$ 40,899</b>
SERVICES AND SUPPLIES					
310	OFFICE EXPENSE	\$ 209	\$ 140	\$ 350	\$ 327
340	SPECIAL DEPARTMENTAL EXPENSE			300	300
346	TRANSPORTATION & TRAVEL - TRAVEL EXPENSE	877	612	2,000	1,750
347	TRANSPORTATION & TRAVEL - EMPLOYEE AUTO	69	131	400	400
	<b>TOTAL SERVICES AND SUPPLIES</b>	<b>\$ 1,155</b>	<b>\$ 883</b>	<b>\$ 3,050</b>	<b>\$ 2,777</b>
FIXED ASSETS					
510	EQUIPMENT	\$ 446	\$	\$ 860	\$ 860
NO. QUAN. DESCRIPTION					
1	LOT MINOR EQUIPMENT			\$ 45	\$ 45
2	1 DESK			290	290
3	1 TYPEWRITER, ELECTRIC			525	525
	<b>TOTAL FIXED ASSETS</b>	<b>\$ 446</b>	<b>\$</b>	<b>\$ 860</b>	<b>\$ 860</b>
	<b>TOTAL DEPARTMENT 4460</b>	<b>\$ 14,913</b>	<b>\$ 15,734</b>	<b>\$ 45,432</b>	<b>\$ 44,536</b>

COUNTY OF SAN DIEGO FINAL BUDGET  
 1970-1971  
 BUDGET UNIT EXPENDITURE DETAIL  
 SCHEDULE 6  
 FUND - GENERAL-1001

FUNCTION - PUBLIC PROTECTION  
 BUDGET UNIT - 4500 RECORDER

ACTIVITY - OTHER PROTECTION

SUB OBJECT ACCOUNT	EXPENDITURE CLASSIFICATION	EXPENDITURES		APPROPRIATIONS	
		ACTUAL EXPENDITURES 1968-1969	ACTUAL EXPENDITURES 1969-1970	EXPENDITURE ESTIMATES RECOMMENDED 1970-1971	ADOPTED BY THE BOARD OF SUPERVISORS 1970-1971
<b>SALARIES AND EMPLOYEE BENEFITS</b>					
101	SALARIES AND WAGES - PERMANENT	\$ 195,398	\$ 189,721	\$ 213,840	\$ 213,840
102	SALARIES AND WAGES - NONPERMANENT	4,139	4,032	3,194	3,194
190	SALARY SAVINGS				3,256CR
	<b>TOTAL SALARIES AND EMPLOYEE BENEFITS</b>	<b>\$ 199,537</b>	<b>\$ 193,763</b>	<b>\$ 217,034</b>	<b>\$ 213,778</b>
<b>SERVICES AND SUPPLIES</b>					
285	MAINTENANCE - EQUIPMENT - OFFICE & OTHER	\$ 1,914	\$ 1,579	\$ 1,970	\$ 1,970
300	MEMBERSHIPS	25		25	25
310	OFFICE EXPENSE	15,369	17,766	18,086	17,906
330	RENTS & LEASES - EQUIPMENT	26,571	9,909	7,929	7,929
346	TRANSPORTATION & TRAVEL - TRAVEL EXPENSE	215	272	1,059	659
348	TRANSPORTATION & TRAVEL - OTHER	20	176		
	<b>TOTAL SERVICES AND SUPPLIES</b>	<b>\$ 44,114</b>	<b>\$ 29,702</b>	<b>\$ 29,069</b>	<b>\$ 28,489</b>
<b>FIXED ASSETS</b>					
510	EQUIPMENT	\$ 7,943	\$ 2,608	\$ 4,590	\$ 4,590
<b>NO. QUAN. DESCRIPTION</b>					
1	LGT MINOR EQUIPMENT			\$ 480	\$ 480
2	5 DESK, STEEL, 60X30			740	740
3	4 MICROFILM CASE			1,115	1,115
4	4 INDEX CASE			-0-	-0-
5	2 MAP CASE			578	578
6	1 READER-PRINTER			1,677	1,677
	<b>TOTAL FIXED ASSETS</b>	<b>\$ 7,943</b>	<b>\$ 2,608</b>	<b>\$ 4,590</b>	<b>\$ 4,590</b>
<b>EXPENDITURE TRANSFERS AND REIMBURSEMENTS</b>					
600	COSTS APPLIED	\$ 1,428CR	\$ 1,491CR	\$ 1,170CR	\$ 1,170CR
	<b>TOTAL EXPENDITURE TRANSFERS AND REIMBURSEMENTS</b>	<b>\$ 1,428CR</b>	<b>\$ 1,491CR</b>	<b>\$ 1,170CR</b>	<b>\$ 1,170CR</b>
	<b>TOTAL DEPARTMENT 4500</b>	<b>\$ 250,166</b>	<b>\$ 224,582</b>	<b>\$ 249,523</b>	<b>\$ 245,687</b>

COUNTY OF SAN DIEGO FINAL BUDGET  
1970-1971  
BUDGET UNIT EXPENDITURE DETAIL  
SCHEDULE 6  
FUND - GENERAL-1001

FUNCTION - PUBLIC PROTECTION

ACTIVITY - OTHER PROTECTION

BUDGET UNIT - 4610 CORONER

SUB OBJECT ACCOUNT	EXPENDITURE CLASSIFICATION	EXPENDITURES		APPROPRIATIONS	
		ACTUAL EXPENDITURES 1968-1969	ACTUAL EXPENDITURES 1969-1970	EXPENDITURE ESTIMATES RECOMMENDED 1970-1971	ADOPTED BY THE BOARD OF SUPERVISORS 1970-1971
<b>SALARIES AND EMPLOYEE BENEFITS</b>					
101	SALARIES AND WAGES - PERMANENT	\$ 276,572	\$ 313,764	\$ 351,908	\$ 351,908
102	SALARIES AND WAGES - NONPERMANENT	1,592	1,082	1,442	1,442
190	SALARY SAVINGS				5,300CR
<b>TOTAL SALARIES AND EMPLOYEE BENEFITS</b>		<b>\$ 278,164</b>	<b>\$ 314,846</b>	<b>\$ 353,350</b>	<b>\$ 348,050</b>
<b>SERVICES AND SUPPLIES</b>					
210	CLOTHING AND PERSONAL SUPPLIES	\$ 218	\$ 15	\$	\$
215	COMMUNICATIONS	341	231	375	375
230	HOUSEHOLD EXPENSE	13	39	60	60
261	JURY AND WITNESS EXPENSE - JURORS	308	213	245	245
285	MAINTENANCE - EQUIPMENT - OFFICE & OTHER	641	688	850	850
295	MEDICAL, DENTAL AND LABORATORY SUPPLIES	17,458	22,362	26,500	26,500
300	MEMBERSHIPS	35	25	35	35
310	OFFICE EXPENSE	2,313	2,421	3,300	3,248
315	PROFESSIONAL AND SPECIALIZED SERVICES	138,422	145,321	162,370	162,370
330	RENTS & LEASES - EQUIPMENT	1,134	1,523	1,450	1,450
340	SPECIAL DEPARTMENTAL EXPENSE	847	927	1,500	1,500
346	TRANSPORTATION & TRAVEL - TRAVEL EXPENSE	958	1,082	1,645	1,145
348	TRANSPORTATION & TRAVEL - OTHER	53	122	110	110
<b>TOTAL SERVICES AND SUPPLIES</b>		<b>\$ 162,751</b>	<b>\$ 174,969</b>	<b>\$ 198,440</b>	<b>\$ 197,888</b>
<b>FIXED ASSETS</b>					
510	EQUIPMENT	\$ 912	\$ 1,395	\$ 9,161	\$ 9,161
<b>NO. QUAN. DESCRIPTION</b>					
1	LOT MINOR EQUIPMENT			\$ 342	\$ 342
2	1 SHAKER, RECIPROCATING, ELEC W/ACCS			371	371
3	1 FREEZER, CHEST TYPE, 10 CU FT			189	189
4	1 GAS CHROMATOGRAPH			7,370	7,370
5	4 STORAGE & DISPLAY CASE, METAL			572	572
6	1 OVEN, ELECTRIC, LABORATORY			317	317
<b>TOTAL FIXED ASSETS</b>		<b>\$ 912</b>	<b>\$ 1,395</b>	<b>\$ 9,161</b>	<b>\$ 9,161</b>
<b>TOTAL DEPARTMENT 4610</b>		<b>\$ 441,827</b>	<b>\$ 491,210</b>	<b>\$ 560,951</b>	<b>\$ 555,099</b>

COUNTY OF SAN DIEGO FINAL BUDGET  
 1970-1971  
 BUDGET UNIT EXPENDITURE DETAIL  
 SCHEDULE 6  
 FUND - GENERAL-1001

FUNCTION - PUBLIC PROTECTION

ACTIVITY - OTHER PROTECTION

BUDGET UNIT - 4620 PUBLIC ADMINISTRATOR

SUB OBJECT ACCOUNT	EXPENDITURE CLASSIFICATION	EXPENDITURES		APPROPRIATIONS	
		ACTUAL EXPENDITURES 1968-1969	ACTUAL EXPENDITURES 1969-1970	EXPENDITURE ESTIMATES RECOMMENDED 1970-1971	ADOPTED BY THE BOARD OF SUPERVISORS 1970-1971
SALARIES AND EMPLOYEE BENEFITS					
101	SALARIES AND WAGES - PERMANENT	\$ 204,732	\$ 228,377	\$ 254,330	\$ 254,330
102	SALARIES AND WAGES - NONPERMANENT	1,740	1,941	1,980	1,980
190	SALARY SAVINGS				3,845CR.
	<b>TOTAL SALARIES AND EMPLOYEE BENEFITS</b>	<b>\$ 206,472</b>	<b>\$ 230,318</b>	<b>\$ 256,310</b>	<b>\$ 252,465</b>
SERVICES AND SUPPLIES					
210	CLOTHING AND PERSONAL SUPPLIES	\$ 29	\$ 20	\$ 30	\$ 30
215	COMMUNICATIONS	512	541	450	450
285	MAINTENANCE - EQUIPMENT - OFFICE & OTHER	545	203	650	650
300	MEMBERSHIPS	25	25	25	25
310	OFFICE EXPENSE	4,894	5,503	4,950	4,879
315	PROFESSIONAL AND SPECIALIZED SERVICES	60	180	180	180
320	PUBLICATIONS AND LEGAL NOTICES	1,579	968	1,100	1,100
330	RENTS & LEASES - EQUIPMENT	1,040	920	1,000	1,000
340	SPECIAL DEPARTMENTAL EXPENSE	582	102	200	200
346	TRANSPORTATION & TRAVEL - TRAVEL EXPENSE	469	430	600	450
348	TRANSPORTATION & TRAVEL - OTHER		30	25	25
	<b>TOTAL SERVICES AND SUPPLIES</b>	<b>\$ 9,735</b>	<b>\$ 8,922</b>	<b>\$ 9,210</b>	<b>\$ 8,989</b>
OTHER CHARGES					
467	TAXES AND ASSESSMENTS	\$	\$ 859	\$	\$
	<b>TOTAL OTHER CHARGES</b>	<b>\$</b>	<b>\$ 859</b>	<b>\$</b>	<b>\$</b>
FIXED ASSETS					
510	EQUIPMENT	\$ 2,170	\$ 1,572	\$ 3,194	\$ 3,194
NO. QUAN. DESCRIPTION					
1	1CT MINOR EQUIPMENT			\$ 1,007	\$ 1,007
2	3 DESK, STEEL, 60 X 30			420	420
3	2 DESK, STEEL, 60 X 36			350	350
4	1 TYPEWRITER, MANUAL 13 IN			232	232
5	1 TYPEWRITER, ELECTRIC, STD 13			505	505
6	1 ADDING MACHINE, 10 COL. ELEC, CR BAL			-0-	-0-
7	3 TRANSFER TRUCK, 24 X 60, 5-IN WHEELS			330	330
8	1 WORK PLATFORM, ALUM, 29 X 72 X 80			250	250
9	1 CART, ALL PURPOSE, 20 X 60 PLATFORM			100	100
	<b>TOTAL FIXED ASSETS</b>	<b>\$ 2,170</b>	<b>\$ 1,572</b>	<b>\$ 3,194</b>	<b>\$ 3,194</b>
	<b>TOTAL DEPARTMENT 4620</b>	<b>\$ 218,377</b>	<b>\$ 241,671</b>	<b>\$ 268,714</b>	<b>\$ 264,648</b>

COUNTY OF SAN DIEGO FINAL BUDGET  
 1970-1971  
 BUDGET UNIT EXPENDITURE DETAIL  
 SCHEDULE 6  
 FUND - GENERAL-1001

FUNCTION - PUBLIC PROTECTION

ACTIVITY - OTHER PROTECTION

BUDGET UNIT - 4700 C.A.O. UNIFIED SAN DIEGO CO CIVIL DEFENSE & DISASTER ORGANIZATION

EXPENDITURES

APPROPRIATIONS

SUB OBJECT ACCOUNT	EXPENDITURE CLASSIFICATION	ACTUAL EXPENDITURES		APPROPRIATIONS	
		1968-1969	1969-1970	ESTIMATES RECOMMENDED 1970-1971	ADOPTED BY THE BOARD OF SUPERVISORS 1970-1971
<b>SALARIES AND EMPLOYEE BENEFITS</b>					
101	SALARIES AND WAGES - PERMANENT	\$ 116,321	\$ 124,343	\$ 144,037	\$ 144,037
102	SALARIES AND WAGES - NONPERMANENT	8,128	7,998	3,830	3,830
190	SALARY SAVINGS				2,218CR
<b>TOTAL SALARIES AND EMPLOYEE BENEFITS</b>		<b>\$ 124,449</b>	<b>\$ 132,341</b>	<b>\$ 147,867</b>	<b>\$ 145,649</b>
<b>SERVICES AND SUPPLIES</b>					
215	COMMUNICATIONS	\$ 7,253	\$ 6,860	\$ 6,996	\$ 6,996
225	FOOD	506	630	607	607
230	HOUSEHOLD EXPENSE	72	42		
280	MAINTENANCE - EQUIPMENT - AUTOMOTIVE	58	51		
285	MAINTENANCE - EQUIPMENT - OFFICE & OTHER	1,215	935	1,513	1,513
290	MAINTENANCE - STRUCT, IMPROVE & GROUNDS		5		
300	MEMBERSHIPS	92	105	119	119
310	OFFICE EXPENSE	7,003	7,291	8,500	8,313
315	PROFESSIONAL AND SPECIALIZED SERVICES	638	715	600	600
325	RENT & LEASE - STRUCT, IMPROVE & GROUNDS	11,514	12,900	13,500	13,500
330	RENTS & LEASES - EQUIPMENT	1,273	982	960	960
335	SMALL TOOLS AND INSTRUMENTS	135			
340	SPECIAL DEPARTMENTAL EXPENSE	4,778	3,158	2,000	2,000
346	TRANSPORTATION & TRAVEL - TRAVEL EXPENSE	1,620	1,877	2,805	2,700
348	TRANSPORTATION & TRAVEL - OTHER	65	48	50	50
350	UTILITIES	1,049	1,067	1,120	1,120
<b>TOTAL SERVICES AND SUPPLIES</b>		<b>\$ 37,271</b>	<b>\$ 36,666</b>	<b>\$ 38,770</b>	<b>\$ 38,478</b>
<b>FIXED ASSETS</b>					
510	EQUIPMENT	\$ 6,111	\$ 7,582	\$ 3,745	\$ 3,745
ND. QUAN. DESCRIPTION					
1	LOT MINOR EQUIPMENT			\$ 940	\$ 940
2	1 TYPEWRITER, ELECTRIC, STANDARD, 24 IN			650	650
3	1 DESK, STEEL, EXEC.			155	155
4	2 PORTABLE GENERATOR			1,000	1,000
5	LCT SURPLUS PROPERTY			1,000	1,000
530	STRUCTURES AND IMPROVEMENTS	\$ 2,891	\$ 5,186	\$ 8,000	\$ 8,000
SC1 STORAGE FACILITY - 2					
<b>TOTAL FIXED ASSETS</b>		<b>\$ 9,002</b>	<b>\$ 12,768</b>	<b>\$ 8,000</b>	<b>\$ 8,000</b>
<b>TOTAL DEPARTMENT 4700</b>		<b>\$ 170,722</b>	<b>\$ 181,775</b>	<b>\$ 198,382</b>	<b>\$ 195,872</b>



COUNTY OF SAN DIEGO FINAL BUDGET  
 1970-1971  
 BUDGET UNIT EXPENDITURE DETAIL  
 SCHEDULE 6  
 FUND - FISH & GAME-1210

FUNCTION - PUBLIC PROTECTION

BUDGET UNIT - 4800 FISH AND GAME COMMISSION

ACTIVITY - OTHER PROTECTION

SUB OBJECT ACCOUNT	EXPENDITURE CLASSIFICATION	EXPENDITURES		APPROPRIATIONS	
		ACTUAL EXPENDITURES 1968-1969	ACTUAL EXPENDITURES 1969-1970	EXPENDITURE ESTIMATES RECOMMENDED 1970-1971	ADOPTED BY THE BOARD OF SUPERVISORS 1970-1971
SERVICES AND SUPPLIES					
290 MAINTENANCE - STRUCT, IMPROVE & GRounds		\$ 204	\$ 59	\$ 500	\$ 500
310 OFFICE EXPENSE			16		
346 TRANSPORTATION & TRAVEL - TRAVEL EXPENSE		\$ 29		\$ 100	\$ 100
<b>TOTAL SERVICES AND SUPPLIES</b>		<b>\$ 233</b>	<b>\$ 75</b>	<b>\$ 600</b>	<b>\$ 600</b>
OTHER CHARGES					
453 CONTRIBUTIONS TO OTHER AGENCIES		\$ 5,700	\$ 7,430	\$ 9,410	\$ 9,410
<b>TOTAL OTHER CHARGES</b>		<b>\$ 5,700</b>	<b>\$ 7,430</b>	<b>\$ 9,410</b>	<b>\$ 9,410</b>
FIXED ASSETS					
510 EQUIPMENT		\$	\$ 4,396	\$ 150	\$ 150
NO. QUAN. DESCRIPTION					
1 LOT MINOR EQUIPMENT				\$ 150	\$ 150
<b>TOTAL FIXED ASSETS</b>		<b>\$</b>	<b>\$ 4,396</b>	<b>\$ 150</b>	<b>\$ 150</b>
<b>TOTAL DEPARTMENT 4800</b>		<b>\$ 5,933</b>	<b>\$ 11,901</b>	<b>\$ 10,160</b>	<b>\$ 10,160</b>

COUNTY OF SAN DIEGO FINAL BUDGET  
 1970-1971  
 BUDGET UNIT EXPENDITURE DETAIL  
 SCHEDULE 6  
 FUND - GENERAL-1001

FUNCTION - PUBLIC PROTECTION

ACTIVITY - OTHER PROTECTION

BUDGET UNIT - 4900 PLANNING DEPARTMENT

		EXPENDITURES		APPROPRIATIONS	
SUB OBJECT ACCOUNT	EXPENDITURE CLASSIFICATION	ACTUAL EXPENDITURES 1968-1969	ACTUAL EXPENDITURES 1969-1970	EXPENDITURE ESTIMATES RECOMMENDED 1970-1971	ADOPTED BY THE BOARD OF SUPERVISORS 1970-1971
<b>SALARIES AND EMPLOYEE BENEFITS</b>					
101	SALARIES AND WAGES - PERMANENT	\$ 845,628	\$ 1,012,192	\$ 1,672,439	\$ 1,672,439
102	SALARIES AND WAGES - NONPERMANENT	133,360	77,759	64,602	64,602
190	SALARY SAVINGS				26,056CR
	<b>TOTAL SALARIES AND EMPLOYEE BENEFITS</b>	<b>\$ 978,988</b>	<b>\$ 1,089,951</b>	<b>\$ 1,737,041</b>	<b>\$ 1,710,985</b>
<b>SERVICES AND SUPPLIES</b>					
215	COMMUNICATIONS	\$ 19	\$ 5	\$	\$
285	MAINTENANCE - EQUIPMENT - OFFICE & OTHER	1,123	734	1,200	1,200
300	MEMBERSHIPS	189	174	205	205
310	OFFICE EXPENSE	33,861	48,076	62,250	61,340
315	PROFESSIONAL AND SPECIALIZED SERVICES	36,311	3,577	1,440	1,440
320	PUBLICATIONS AND LEGAL NOTICES	2,792	3,759	3,800	3,800
330	RENTS & LEASES - EQUIPMENT	21,090	19,566	31,620	31,620
340	SPECIAL DEPARTMENTAL EXPENSE	201,327	161,900	927,250	877,250
FC1	PROGRAM MANAGEMENT			\$ 2,000	\$ 2,000
PC2	PUBLIC INFORMATION			5,000	5,000
PC3	EDP INFORMATION SYSTEM ESTABLISHMENT			50,000	50,000
FC4	197C CENSUS PREPARATION AND ANALYSIS			5,500	5,500
PC5	LAND USE ANALYSIS			2,200	2,200
PC6	ADDRESS CODING GUIDE			100	100
PC7	EMPLOYMENT INVENTORY			3,300	3,300
PC8	INFORMATION DISSEMINATION			3,000	3,000
PC9	SOILS INTERPRETATION STUDY - II			2,000	2,000
PC10	ATTITUDE SURVEY			13,000	13,000
P11	CANDIDATE TRANSPORTATION SYSTEMS			3,500	3,500
P12	BASIC DEVELOPMENT GOALS			2,500	2,500
P13	HOUSING STUDY - I			60,300	60,300
P14	ENVIRONMENTAL CONSERVATION STUDY - I			187,000	187,000
P15	GEOLOGIC HAZARDS AND RESOURCES			3,300	3,300
P16	TRANSPORTATION GOALS			2,500	2,500
P17	DEVELOPMENT POTENTIALS			16,000	16,000
P18	POPULATION AND EMPLOYMENT FORECASTS II			5,000	5,000
P19	ALTERNATIVE PLANS PREPARATION			2,000	2,000
P20	TRANSPORTATION SYSTEM CONCEPT FORMULATION			3,500	3,500
P21	URBAN DEVELOPMENT MODEL PREPARATION - I			99,600	99,600
P22	TRANSPORTATION MODEL - MODE SPLIT			43,500	43,500
P23	EVALUATION CRITERIA - I			20,000	20,000
P24	COUNTY CIRCULATION ELEMENT REVIEW			9,000	9,000
P25	OPEN SPACE STUDY - I			72,000	72,000
P26	REFUSE DISPOSAL STUDY			87,000	37,000
P27	WATER, SEWER AND FLOOD CONTROL - I			60,000	60,000
P28	RECREATION STUDY - I			24,300	24,300
P29	AIR TRANSPORTATION - I			120,000	120,000
P30	LAND USE INVENTORY MAINTENANCE			500	500
P31	ADDRESS CODING GUIDE MAINTENANCE			500	500
P32	POPULATION ESTIMATES			500	500
P33	INCOME ESTIMATES			200	200
P34	HOUSING DATA MAINTENANCE			500	500
P35	ATTITUDE MAINTENANCE			15,000	15,000
P36	FORECASTS MAINTENANCE			1,300	1,300
P37	WATER AND SEWER MAP MAINTENANCE			150	150
P38	TRANSIT DEVELOPMENT PLAN			1,500	1,500
346	TRANSPORTATION & TRAVEL - TRAVEL EXPENSE	6,848	7,614	8,000	7,000
347	TRANSPORTATION & TRAVEL - EMPLOYEE AUTO	5,861	2,163	2,720	2,720
	<b>TOTAL SERVICES AND SUPPLIES</b>	<b>\$ 309,421</b>	<b>\$ 247,568</b>	<b>\$ 1,038,485</b>	<b>\$ 986,575</b>
<b>FIXED ASSETS</b>					
510	EQUIPMENT	\$ 11,867	\$ 13,670	\$ 35,247	\$ 35,247
<b>NO. QUAN. DESCRIPTION</b>					
1	LOT MINOR EQUIPMENT			\$ 11,068	\$ 11,068

COUNTY OF SAN DIEGO FINAL BUDGET  
 1970-1971  
 BUDGET UNIT EXPENDITURE DETAIL  
 SCHEDULE 6  
 FUND - GENERAL-1001

FUNCTION - PUBLIC PROTECTION

ACTIVITY - OTHER PROTECTION

BUDGET UNIT - 4900 PLANNING DEPARTMENT - CONTINUED

SUB OBJECT ACCOUNT	EXPENDITURE CLASSIFICATION	EXPENDITURES		APPROPRIATIONS	
		ACTUAL EXPENDITURES 1968-1969	ACTUAL EXPENDITURES 1969-1970	EXPENDITURE ESTIMATES RECOMMENDED 1970-1971	ADOPTED BY THE BOARD OF SUPERVISORS 1970-1971
<b>FIXED ASSETS - CONTINUED</b>					
NO.	QUAN.	DESCRIPTION			
2	1	ADDRESSOGRAPH W/ACC.			
3	2	DESK, EXEC., WOOD			
4	21	DESK, EXEC., STEEL, 60 X 30			
5	10	DESK, TYPE., STEEL, 60 X 30			
6	1	CALCULATOR			
7	1	CAMERA, 35 MM.			
8	5	FILE, FLAT, 10 DR., 42 X 54			
9	5	TABLE, LIGHT, 42 X 60			
10	1	CUTTER, BAR, 54			
11	1	MAP-D-GRAPH W/ACC.			
12	1	DICSCOPE, ILLUM., 60X			
13	1	STORAGE CASE			
14	5	TYPEWRITER, ELECTRIC			
15	2	TYPEWRITER, MANUAL			
16	1	ADDING MACHINE			
17	1	SINK, REPRD. W/ACC.			
18	1	PHOTO TYPOSITOR W/ACC.			
19	1	PLATE WHIRLER, UPRIGHT 72 DIAMETER.			
20	1	CALIBRATED RULING ADAPTER, W/ACC.			
<b>TOTAL FIXED ASSETS</b>		\$ 11,867	\$ 13,670	\$ 35,247	\$ 35,247
<b>TOTAL DEPARTMENT 4900</b>		\$ 1,300,276	\$ 1,351,189	\$ 2,810,773	\$ 2,732,807

COUNTY OF SAN DIEGO FINAL BUDGET  
1970-1971  
BUDGET UNIT EXPENDITURE DETAIL  
SCHEDULE 6  
FUND - ROAD-1130

ACTIVITY - ROAD CONST &amp; MAINT

FUNCTION - ROADS

BUDGET UNIT - 5050 DEPARTMENT OF THE COUNTY ENGINEER

SUB OBJECT ACCOUNT	EXPENDITURE CLASSIFICATION	EXPENDITURES		APPROPRIATIONS	
		ACTUAL EXPENDITURES 1968-1969	ACTUAL EXPENDITURES 1969-1970	EXPENDITURE ESTIMATES RECOMMENDED 1970-1971	ADOPTED BY THE BOARD OF SUPERVISORS 1970-1971
<b>SALARIES AND EMPLOYEE BENEFITS</b>					
101	SALARIES AND WAGES - PERMANENT	\$ 4,698,064	\$ 4,779,550	\$ 5,021,262	\$ 5,021,262
102	SALARIES AND WAGES - NONPERMANENT	191,618	282,984	237,278	237,278
160	RETIREMENT - C.E.R.S.	435,562	432,452	458,283	458,283
165	RETIREMENT - O.A.S.D.I.	176,232	164,063	174,634	174,634
170	EMPLOYEE GROUP INSURANCE	57,543	64,471	76,808	76,808
175	EMPLOYEE COMP INSURANCE			19,782	19,782
	<b>TOTAL SALARIES AND EMPLOYEE BENEFITS</b>	<b>\$ 5,559,019</b>	<b>\$ 5,723,520</b>	<b>\$ 5,988,047</b>	<b>\$ 5,988,047</b>
<b>SERVICES AND SUPPLIES</b>					
340	SPECIAL DEPARTMENTAL EXPENSE	\$ 6,532,223	\$ 6,622,779	\$ 9,761,084	\$ 9,761,084
	<b>TOTAL SERVICES AND SUPPLIES</b>	<b>\$ 6,532,223</b>	<b>\$ 6,622,779</b>	<b>\$ 9,761,084</b>	<b>\$ 9,761,084</b>
<b>OTHER CHARGES</b>					
453	CONTRIBUTIONS TO OTHER AGENCIES	\$ 127,035	\$ 48,505	\$ 96,750	\$ 96,750
462	JUDGMENTS		2,500		
465	RIGHT OF WAYS	8,676	17,004		
466	RIGHT OF WAYS	586,599	913,237	1,836,100	1,836,100
467	TAXES AND ASSESSMENTS	2,024	4,772		
	<b>TOTAL OTHER CHARGES</b>	<b>\$ 724,334</b>	<b>\$ 986,018</b>	<b>\$ 1,932,850</b>	<b>\$ 1,932,850</b>
<b>FIXED ASSETS</b>					
510	EQUIPMENT	\$ 53,243	\$ 36,172	\$ 38,893	\$ 38,893
<b>NO. QUAN. DESCRIPTION</b>					
1	LOT			\$ 7,310	\$ 7,310
2	LGT			2,500	2,500
3	LOT			16,900	16,900
4	LOT			5,000	5,000
5	12			2,160	2,160
6	3			1,620	1,620
7	2			650	650
8	1			154	154
9	1			419	419
10	1			70	70
11	2			400	400
12	4			1,060	1,060
13	1			500	500
14	1			150	150
520	LAND	\$	\$ 67,166	\$ 275,000	\$ 275,000
530	STRUCTURES AND IMPROVEMENTS	\$ 120,512	\$ 78,885	\$ 26,550	\$ 26,550
S01	SHOP LIGHTING RENOVATION		x	\$ 6,000	\$ 6,000
S02	BUNKHOUSE RETAINING WALLS		x	3,800	3,800
S03	HEATING SYSTEM RENOVATIONS		x	8,500	8,500
S04	SALT STORAGE STRUCTURE-1-		x	1,500	1,500
S05	REPL AIR CONDITIONING UNITS		x	5,000	5,000
S06	AIR CONDITIONING UNITS-5-		x	1,750	1,750
	<b>TOTAL FIXED ASSETS</b>	<b>\$ 173,755</b>	<b>\$ 182,223</b>	<b>\$ 340,443</b>	<b>\$ 340,443</b>
<b>EXPENDITURE TRANSFERS AND REIMBURSEMENTS</b>					
600	COSTS APPLIED	\$ 2,824,386CR	\$ 4,095,942CR	\$ 1,534,835CR	\$ 1,534,835CR
605	REIMBURSED PROJECTS	902,140CR	223,878CR	1,052,992CR	1,052,992CR
	<b>TOTAL EXPENDITURE TRANSFERS AND REIMBURSEMENTS</b>	<b>\$ 3,726,526CR</b>	<b>\$ 4,319,820CR</b>	<b>\$ 2,587,827CR</b>	<b>\$ 2,587,827CR</b>
	<b>TOTAL DEPARTMENT 5050</b>	<b>\$ 9,262,805</b>	<b>\$ 9,194,720</b>	<b>\$ 15,434,597</b>	<b>\$ 15,434,597</b>

COUNTY OF SAN DIEGO FINAL BUDGET  
 1970-1971  
 BUDGET UNIT EXPENDITURE DETAIL  
 SCHEDULE 6  
 FUND - GENERAL-1001

FUNCTION - HEALTH & SANITATION

ACTIVITY - HEALTH

BUDGET UNIT - 5100 DEPARTMENT OF PUBLIC HEALTH, ADMINISTRATION

SUB OBJECT ACCOUNT	EXPENDITURE CLASSIFICATION	EXPENDITURES		APPROPRIATIONS	
		ACTUAL EXPENDITURES 1968-1969	ACTUAL EXPENDITURES 1969-1970	EXPENDITURE ESTIMATES RECOMMENDED 1970-1971	ADOPTED BY THE BOARD OF SUPERVISORS 1970-1971
<b>SALARIES AND EMPLOYEE BENEFITS</b>					
101	SALARIES AND WAGES - PERMANENT	\$ 2,427,601	\$ 2,531,205	\$ 3,139,842	\$ 3,139,842
102	SALARIES AND WAGES - NONPERMANENT	72,233	97,361	18,608	18,608
190	SALARY SAVINGS				47,377CR
<b>TOTAL SALARIES AND EMPLOYEE BENEFITS</b>		<b>\$ 2,499,884</b>	<b>\$ 2,628,566</b>	<b>\$ 3,158,450</b>	<b>\$ 3,111,073</b>
<b>SERVICES AND SUPPLIES</b>					
205	AGRICULTURAL	\$ 17,102	\$ 17,308	\$ 19,520	\$ 19,520
210	CLOTHING AND PERSONAL SUPPLIES	174	44	270	270
215	COMMUNICATIONS	260	319	630	630
230	HOUSEHOLD EXPENSE	5,238	6,389	9,050	9,050
280	MAINTENANCE - EQUIPMENT - AUTOMOTIVE			50	50
285	MAINTENANCE - EQUIPMENT - OFFICE & OTHER	5,153	7,836	4,652	4,652
290	MAINTENANCE - STRUCT, IMPROVE & GROUNDS	14			
295	MEDICAL, DENTAL AND LABORATORY SUPPLIES	70,272	107,509	109,538	109,538
300	MEMBERSHIPS	715	1,332	725	725
310	OFFICE EXPENSE	32,744	29,391	37,197	36,197
315	PROFESSIONAL AND SPECIALIZED SERVICES	8,808	123,549	28,000	28,000
330	RENTS & LEASES - EQUIPMENT	11,360	12,280	11,000	11,000
335	SMALL TOOLS AND INSTRUMENTS	270	645	140	140
340	SPECIAL DEPARTMENTAL EXPENSE	4,032	3,080	3,450	3,450
346	TRANSPORTATION & TRAVEL - TRAVEL EXPENSE	4,108	4,489	4,500	3,500
347	TRANSPORTATION & TRAVEL - EMPLOYEE AUTO	84,337	98,911	111,200	111,200
348	TRANSPORTATION & TRAVEL - OTHER	444	795	687	687
<b>TOTAL SERVICES AND SUPPLIES</b>		<b>\$ 245,081</b>	<b>\$ 413,877</b>	<b>\$ 340,609</b>	<b>\$ 338,609</b>
<b>FIXED ASSETS</b>					
510	EQUIPMENT	\$ 15,203	\$ 12,061	\$ 12,338	\$ 12,338
<b>NO. QUAN. DESCRIPTION</b>					
1	LCT MINOR EQUIPMENT			\$ 1,610	\$ 1,610
2	10 TYPEWRITER			3,692	3,692
3	6 DESK			920	920
4	1 COUNTING APPARATUS			120	120
5	1 AUTOMATED REAGIN TEST UNIT			3,150	3,150
6	1 STERILIZING OVEN			343	343
7	1 BINOCULAR MICROSCOPE			855	855
8	1 PROJECTOR MOTION PICTURE 16MM/SOUND			500	500
9	1 PROJECTOR, FILMSTRIP			310	310
10	1 PROJECTOR, 35 MM SLIDE			188	188
11	LGT MISCELLANEOUS LABORATORY EQUIPMENT			500	500
12	1 COUCH, STUDIO			150	150
<b>TOTAL FIXED ASSETS</b>		<b>\$ 15,203</b>	<b>\$ 12,061</b>	<b>\$ 12,338</b>	<b>\$ 12,338</b>
<b>EXPENDITURE TRANSFERS AND REIMBURSEMENTS</b>					
600	COSTS APPLIED	\$ 600CR	\$ 300CR	\$ 300CR	\$ 300CR
<b>TOTAL EXPENDITURE TRANSFERS AND REIMBURSEMENTS</b>		<b>\$ 600CR</b>	<b>\$ 300CR</b>	<b>\$ 300CR</b>	<b>\$ 300CR</b>
<b>TOTAL DEPARTMENT 5100</b>		<b>\$ 2,759,568</b>	<b>\$ 3,054,204</b>	<b>\$ 3,511,097</b>	<b>\$ 3,461,720</b>

COUNTY OF SAN DIEGO FINAL BUDGET  
 1970-1971  
 BUDGET UNIT EXPENDITURE DETAIL  
 SCHEDULE 6  
 FUND - GENERAL-1001

FUNCTION - HEALTH AND SANITATION

ACTIVITY - HEALTH

BUDGET UNIT - 5110 DEPARTMENT OF PUBLIC HEALTH - ALCOHOLISM DETOXIFICATION

SUB OBJECT ACCOUNT	EXPENDITURE CLASSIFICATION	EXPENDITURES		APPROPRIATIONS	
		ACTUAL EXPENDITURES 1968-1969	ACTUAL EXPENDITURES 1969-1970	EXPENDITURE ESTIMATES RECOMMENDED 1970-1971	ADOPTED BY THE BOARD OF SUPERVISORS 1970-1971
<b>SALARIES AND EMPLOYEE BENEFITS</b>					
101	SALARIES AND WAGES - PERMANENT	\$	\$	\$ 91,480	\$ 91,480
190	SALARY SAVINGS				1,372CR
	<b>TOTAL SALARIES AND EMPLOYEE BENEFITS</b>	\$	\$	\$ 91,480	\$ 90,108
<b>SERVICES AND SUPPLIES</b>					
215	COMMUNICATIONS	\$	\$	\$ 300	\$ 300
225	FOOD			13,140	13,140
230	HOUSEHOLD EXPENSE			1,000	1,000
285	MAINTENANCE - EQUIPMENT - OFFICE & OTHER			50	50
290	MAINTENANCE - STRUCT, IMPROVE & GROUNDS			300	300
295	MEDICAL, DENTAL AND LABORATORY SUPPLIES			4,000	4,000
310	OFFICE EXPENSE			500	343
330	RENTS & LEASES - EQUIPMENT			3,000	3,000
335	SMALL TOOLS AND INSTRUMENTS			250	250
347	TRANSPORTATION & TRAVEL - EMPLOYEE AUTO			772	772
350	UTILITIES			900	900
	<b>TOTAL SERVICES AND SUPPLIES</b>	\$	\$	\$ 24,212	\$ 24,055
<b>FIXED ASSETS</b>					
510	EQUIPMENT	\$	\$	\$ 9,955	\$ - 9,955
<b>NO. QUAN. DESCRIPTION</b>					
1	LCT MINOR EQUIPMENT			\$ 4,640	\$ 4,640
2	1 TYPEWRITER			535	535
3	3 DESK			380	380
4	1 DICTATING MACHINE			400	400
5	LOT MISC OFFICE EQUIPMENT			500	500
6	20 BED SINGLE			3,000	3,000
7	2 LOUNGE			500	500
	<b>TOTAL FIXED ASSETS</b>	\$	\$	\$ 9,955	\$ 9,955
	<b>TOTAL DEPARTMENT 5110</b>	\$	\$	\$ 125,647	\$ 124,118

COUNTY OF SAN DIEGO FINAL BUDGET  
 1970-1971  
 BUDGET UNIT EXPENDITURE DETAIL  
 SCHEDULE 6  
 FUND - GENERAL-1001

FUNCTION - HEALTH AND SANITATION

ACTIVITY - HEALTH

BUDGET UNIT - 5140 DEPARTMENT OF PUBLIC HEALTH, DRUG ABUSE

SUB OBJECT ACCOUNT	EXPENDITURE CLASSIFICATION	EXPENDITURES		APPROPRIATIONS	
		ACTUAL EXPENDITURES 1968-1969	ACTUAL EXPENDITURES 1969-1970	EXPENDITURE ESTIMATES RECOMMENDED 1970-1971	ADOPTED BY THE BOARD OF SUPERVISORS 1970-1971
<b>SALARIES AND EMPLOYEE BENEFITS</b>					
101	SALARIES AND WAGES - PERMANENT	\$	\$	\$ 299,472	\$ 299,472
102	SALARIES AND WAGES - NONPERMANENT			11,943	11,943
190	SALARY SAVINGS				4,671CR
	<b>TOTAL SALARIES AND EMPLOYEE BENEFITS</b>	\$	\$	\$ 311,415	\$ 306,744
<b>SERVICES AND SUPPLIES</b>					
215	COMMUNICATIONS	\$	\$	\$ 1,963	\$ 1,963
285	MAINTENANCE - EQUIPMENT - OFFICE & OTHER			100	100
310	OFFICE EXPENSE			2,000	2,000
315	PROFESSIONAL AND SPECIALIZED SERVICES			151,734	151,734
325	RENT & LEASE - STRUCT, IMPROVE & GROUNDS			26,000	26,000
347	TRANSPORTATION & TRAVEL - EMPLOYEE AUTO			17,400	17,400
	<b>TOTAL SERVICES AND SUPPLIES</b>	\$	\$	\$ 199,197	\$ 199,197
<b>FIXED ASSETS</b>					
510	EQUIPMENT	\$	\$	\$ 8,078	\$ 8,078
<b>NO. QUAN. DESCRIPTION</b>					
1	LOT MINOR EQUIPMENT			\$ 2,106	\$ 2,106
2	2 TYPEWRITER			777	777
3	12 DESK			1,510	1,510
4	1 PROJECTOR, 35 MM			135	135
5	1 PROJECTOR, 16 MM, SOUND			500	500
6	1 CAMERA			525	525
7	1 SOUND SYSTEM			525	525
8	LOT MISCELLANEOUS OFFICE FURNITURE			2,000	2,000
	<b>TOTAL FIXED ASSETS</b>	\$	\$	\$ 8,078	\$ 8,078
	<b>TOTAL DEPARTMENT 5140</b>	\$	\$	\$ 518,690	\$ 514,019

COUNTY OF SAN DIEGO FINAL BUDGET  
 1970-1971  
 BUDGET UNIT EXPENDITURE DETAIL  
 SCHEDULE 6  
 FUND - GENERAL-1001

FUNCTION - HEALTH AND SANITATION

ACTIVITY - HEALTH

BUDGET UNIT - 5150 DEPARTMENT OF PUBLIC HEALTH, AIR POLLUTION CONTROL

EXPENDITURES

APPROPRIATIONS

SUB OBJECT ACCOUNT	EXPENDITURE CLASSIFICATION	ACTUAL EXPENDITURES 1968-1969	ACTUAL EXPENDITURES 1969-1970	EXPENDITURE ESTIMATES RECOMMENDED 1970-1971	ADOPTED BY THE BOARD OF SUPERVISORS 1970-1971
<b>SALARIES AND EMPLOYEE BENEFITS</b>					
101	SALARIES AND WAGES - PERMANENT	\$	\$ 108,827	\$ 196,348	\$ 196,348
190	SALARY SAVINGS				2,945 CR
	<b>TOTAL SALARIES AND EMPLOYEE BENEFITS</b>	\$	\$ 108,827	\$ 196,348	\$ 193,403
<b>SERVICES AND SUPPLIES</b>					
285	MAINTENANCE - EQUIPMENT - OFFICE & OTHER	\$	\$ 1,498	\$ 2,000	\$ 2,000
295	MEDICAL, DENTAL AND LABORATORY SUPPLIES		1,096	2,400	2,400
300	MEMBERSHIPS		50		
310	OFFICE EXPENSE		551	2,000	1,925
335	SMALL TOOLS AND INSTRUMENTS		113	500	500
340	SPECIAL DEPARTMENTAL EXPENSE		5,040	5,500	5,500
347	TRANSPORTATION & TRAVEL - EMPLOYEE AUTO		3,501	6,000	6,000
348	TRANSPORTATION & TRAVEL - OTHER		24		
	<b>TOTAL SERVICES AND SUPPLIES</b>	\$	\$ 11,873	\$ 18,400	\$ 18,325
<b>FIXED ASSETS</b>					
510	EQUIPMENT	\$	\$ 12,922	\$ 6,157	\$ 6,157
NO. QUAN. DESCRIPTION					
1	LOT MINOR EQUIPMENT			\$ 475	\$ 475
2	1 TYPEWRITER			242	242
3	3 DESK			440	440
4	LGT MISCELLANEOUS EQUIPMENT			5,000	5,000
	<b>TOTAL FIXED ASSETS</b>	\$	\$ 12,922	\$ 6,157	\$ 6,157
	<b>TOTAL DEPARTMENT 5150</b>	\$	\$ 133,622	\$ 220,905	\$ 217,885



COUNTY OF SAN DIEGO FINAL BUDGET  
 1970-1971  
 BUDGET UNIT EXPENDITURE DETAIL  
 SCHEDULE 6  
 FUND - GENERAL-1001

FUNCTION - HEALTH & SANITATION

ACTIVITY - HEALTH

BUDGET UNIT - 5160 DEPARTMENT OF PUBLIC HEALTH, ALCOHOLISM CLINIC

SUB OBJECT ACCOUNT	EXPENDITURE CLASSIFICATION	EXPENDITURES		APPROPRIATIONS	
		ACTUAL EXPENDITURES 1968-1969	ACTUAL EXPENDITURES 1969-1970	EXPENDITURE ESTIMATES RECOMMENDED 1970-1971	ADOPTED BY THE BOARD OF SUPERVISORS 1970-1971
<b>SALARIES AND EMPLOYEE BENEFITS</b>					
101	SALARIES AND WAGES - PERMANENT	\$ 119,525	\$ 154,398	\$ 190,938	\$ 190,938
102	SALARIES AND WAGES - NONPERMANENT	8,283	6,847		
190	SALARY SAVINGS				2,864CR
	<b>TOTAL SALARIES AND EMPLOYEE BENEFITS</b>	<b>\$ 127,813</b>	<b>\$ 161,245</b>	<b>\$ 190,938</b>	<b>\$ 188,074</b>
<b>SERVICES AND SUPPLIES</b>					
230	HOUSEHOLD EXPENSE	\$ 137	\$ 154	\$ 400	\$ 400
285	MAINTENANCE - EQUIPMENT - OFFICE & OTHER	41	175	400	400
295	MEDICAL, DENTAL AND LABORATORY SUPPLIES	5,757	10,157	6,000	6,000
310	OFFICE EXPENSE	739	1,064	5,000	4,929
325	RENT & LEASE - STRUCT, IMPROVE & GROUNDS	7,624	9,139	24,000	24,000
340	SPECIAL DEPARTMENTAL EXPENSE		16,241	17,000	17,000
347	TRANSPORTATION & TRAVEL - EMPLOYEE AUTO	118	493	700	700
348	TRANSPORTATION & TRAVEL - OTHER		1		
360	SUPPORT AND CARE OF PERSONS	17,330			
	<b>TOTAL SERVICES AND SUPPLIES</b>	<b>\$ 31,746</b>	<b>\$ 37,424</b>	<b>\$ 53,500</b>	<b>\$ 53,429</b>
<b>FIXED ASSETS</b>					
510	EQUIPMENT	\$ 327	\$ 3,040	\$	\$
	<b>TOTAL FIXED ASSETS</b>	<b>\$ 327</b>	<b>\$ 3,040</b>	<b>\$</b>	<b>\$</b>
	<b>TOTAL DEPARTMENT 5160</b>	<b>\$ 159,886</b>	<b>\$ 201,709</b>	<b>\$ 244,438</b>	<b>\$ 241,503</b>

COUNTY OF SAN DIEGO FINAL BUDGET  
 1970-1971  
 BUDGET UNIT EXPENDITURE DETAIL  
 SCHEDULE 6  
 FUND - GENERAL-1001

FUNCTION - PUBLIC ASSISTANCE

ACTIVITY - CRIPPLED CHILDREN SERV

BUDGET UNIT - 5170 DEPARTMENT OF PUBLIC HEALTH, CRIPPLED CHILDREN SERVICES

SUB OBJECT ACCOUNT	EXPENDITURE CLASSIFICATION	EXPENDITURES		APPROPRIATIONS	
		ACTUAL EXPENDITURES 1968-1969	ACTUAL EXPENDITURES 1969-1970	EXPENDITURE ESTIMATES RECOMMENDED 1970-1971	ADOPTED BY THE BOARD OF SUPERVISORS 1970-1971
SALARIES AND EMPLOYEE BENEFITS					
101	SALARIES AND WAGES - PERMANENT	\$ 207,176	\$ 272,133	\$ 359,458	\$ 359,458
102	SALARIES AND WAGES - NONPERMANENT	11,230	13,310		
190	SALARY SAVINGS				5,392CR
	<b>TOTAL SALARIES AND EMPLOYEE BENEFITS</b>	<b>\$ 218,406</b>	<b>\$ 285,443</b>	<b>\$ 359,458</b>	<b>\$ 354,066</b>
SERVICES AND SUPPLIES					
285	MAINTENANCE - EQUIPMENT - OFFICE & OTHER	\$ 121	\$ 142	\$ 200	\$ 200
310	OFFICE EXPENSE	2,132	1,546	1,800	1,800
347	TRANSPORTATION & TRAVEL - EMPLOYEE AUTO	1,708	2,227	2,600	2,600
348	TRANSPORTATION & TRAVEL - OTHER		250		
360	SUPPORT AND CARE OF PERSONS	647,627	828,564		
	<b>TOTAL SERVICES AND SUPPLIES</b>	<b>\$ 651,588</b>	<b>\$ 832,729</b>	<b>\$ 4,600</b>	<b>\$ 4,600</b>
OTHER CHARGES					
440	SUPPORT AND CARE	\$	\$	\$ 889,505	\$ 889,505
	<b>TOTAL OTHER CHARGES</b>	<b>\$</b>	<b>\$</b>	<b>\$ 889,505</b>	<b>\$ 889,505</b>
	<b>TOTAL DEPARTMENT 5170</b>	<b>\$ 869,994</b>	<b>\$ 1,118,172</b>	<b>\$ 1,253,563</b>	<b>\$ 1,248,171</b>

COUNTY OF SAN DIEGO FINAL BUDGET  
 1970-1971  
 BUDGET UNIT EXPENDITURE DETAIL  
 SCHEDULE 6  
 FUND - GENERAL-1001

FUNCTION - PUBLIC ASSISTANCE

ACTIVITY - MEDICAL CONSULTATION

BUDGET UNIT - 5180 DEPARTMENT OF PUBLIC HEALTH, MEDICAL CONSULTATIVE SERVICES

SUB OBJECT ACCOUNT	EXPENDITURE CLASSIFICATION	EXPENDITURES		APPROPRIATIONS	
		ACTUAL EXPENDITURES 1968-1969	ACTUAL EXPENDITURES 1969-1970	EXPENDITURE ESTIMATES RECOMMENDED 1970-1971	ADOPTED BY THE BOARD OF SUPERVISORS 1970-1971
SALARIES AND EMPLOYEE BENEFITS					
101	SALARIES AND WAGES - PERMANENT	\$ 133,299	\$ 159,228	\$ 199,358	\$ 199,358
102	SALARIES AND WAGES - NONPERMANENT	1,103	1,063		
190	SALARY SAVINGS				2,990CR
	<b>TOTAL SALARIES AND EMPLOYEE BENEFITS</b>	<b>\$ 134,402</b>	<b>\$ 160,291</b>	<b>\$ 199,358</b>	<b>\$ 196,368</b>
SERVICES AND SUPPLIES					
285	MAINTENANCE - EQUIPMENT - OFFICE & OTHER	\$ 113	\$ 112	\$ 175	\$ 175
295	MEDICAL, DENTAL AND LABORATORY SUPPLIES	96	21	100	100
310	OFFICE EXPENSE	1,154	2,116	1,500	1,500
315	PROFESSIONAL AND SPECIALIZED SERVICES	1,510			
347	TRANSPORTATION & TRAVEL - EMPLOYEE AUTO	512	506	1,000	1,000
348	TRANSPORTATION & TRAVEL - OTHER	1			
	<b>TOTAL SERVICES AND SUPPLIES</b>	<b>\$ 3,386</b>	<b>\$ 2,755</b>	<b>\$ 2,775</b>	<b>\$ 2,775</b>
FIXED ASSETS					
510	EQUIPMENT	\$ 2,347	\$ 2,347	\$ 907	\$ 907
NO. QUAN. DESCRIPTION					
1	LOT MINOR EQUIPMENT			\$ 345	\$ 345
2	1 TYPEWRITER			242	242
3	2 DESK			320	320
	<b>TOTAL FIXED ASSETS</b>	<b>\$ 2,347</b>	<b>\$ 2,347</b>	<b>\$ 907</b>	<b>\$ 907</b>
	<b>TOTAL DEPARTMENT 5180</b>	<b>\$ 140,135</b>	<b>\$ 165,393</b>	<b>\$ 203,040</b>	<b>\$ 200,050</b>

COUNTY OF SAN DIEGO FINAL BUDGET  
 1970-1971  
 BUDGET UNIT EXPENDITURE DETAIL  
 SCHEDULE 6  
 FUND - GENERAL-1001

FUNCTION - HEALTH & SANITATION

ACTIVITY - HEALTH

BUDGET UNIT - 5200 DEPARTMENT OF MEDICAL INSTITUTIONS, COMMUNITY MENTAL HEALTH

SUB OBJECT ACCOUNT	EXPENDITURE CLASSIFICATION	EXPENDITURES		APPROPRIATIONS	
		ACTUAL EXPENDITURES 1968-1969	ACTUAL EXPENDITURES 1969-1970	EXPENDITURE ESTIMATES RECOMMENDED 1970-1971	ADOPTED BY THE BOARD OF SUPERVISORS 1970-1971
SALARIES AND EMPLOYEE BENEFITS					
101	SALARIES AND WAGES - PERMANENT	\$ 1,724,451	\$ 2,170,510	\$ 3,689,535	\$ 3,689,535
102	SALARIES AND WAGES - NONPERMANENT	36,691	59,052	50,000	50,000
190	SALARY SAVINGS				56,093CR
<b>TOTAL SALARIES AND EMPLOYEE BENEFITS</b>		<b>\$ 1,761,142</b>	<b>\$ 2,229,562</b>	<b>\$ 3,739,535</b>	<b>\$ 3,683,442</b>
SERVICES AND SUPPLIES					
210	CLOTHING AND PERSONAL SUPPLIES	\$ 824	\$ 3,589	\$ 5,200	\$ 5,200
215	COMMUNICATIONS	977	134		
225	FOOD	174			
230	HOUSEHOLD EXPENSE	4,330	559	2,284	2,284
285	MAINTENANCE - EQUIPMENT - OFFICE & OTHER	273	699	400	400
290	MAINTENANCE - STRUCT, IMPROVE & GROUNDS	1,637			
295	MEDICAL, DENTAL AND LABORATORY SUPPLIES	2,152	1,082	2,400	2,400
300	MEMBERSHIPS		63	126	126
310	OFFICE EXPENSE	3,894	3,555	5,500	4,762
315	PROFESSIONAL AND SPECIALIZED SERVICES	775,404	1,243,207	2,020,946	2,020,946
320	PUBLICATIONS AND LEGAL NOTICES		194		
325	RENT & LEASE - STRUCT, IMPROVE & GROUNDS	45	1,265	15,030	15,030
330	RENTS & LEASES - EQUIPMENT		530	2,865	2,865
335	SMALL TOOLS AND INSTRUMENTS		46		
340	SPECIAL DEPARTMENTAL EXPENSE	4,291	5,163	9,860	9,860
346	TRANSPORTATION & TRAVEL - TRAVEL EXPENSE	1,579	1,381	2,922	2,722
347	TRANSPORTATION & TRAVEL - EMPLOYEE AUTO	1,612	4,133	3,800	3,800
350	UTILITIES	993		2,100	2,100
360	SUPPORT AND CARE OF PERSONS		2,882,975		
<b>TOTAL SERVICES AND SUPPLIES</b>		<b>\$ 798,185</b>	<b>\$ 4,148,575</b>	<b>\$ 2,073,433</b>	<b>\$ 2,072,495</b>
OTHER CHARGES					
440	SUPPORT AND CARE	\$	\$	\$ 2,639,533	\$ 2,639,533
<b>TOTAL OTHER CHARGES</b>		<b>\$</b>	<b>\$</b>	<b>\$ 2,639,533</b>	<b>\$ 2,639,533</b>
FIXED ASSETS					
510	EQUIPMENT	\$ 5,281	\$ 14,952	\$ 192,021	\$ 22,021
NG. QUAN. DESCRIPTION					
1	LGT MINOR EQUIPMENT			\$ 10,870	\$ 10,870
2	2 TYPEWRITER, MANUAL			484	484
3	3 TYPEWRITER, ELECTRIC			1,560	1,560
4	1 CALCULATOR, ELECTRONIC			940	940
5	2 WHEELCHAIR, W/ATTACH.			394	394
6	1 WALKER, FOLDING			140	140
7	1 VIDEO RECORDER/CAMERA, W/ATTACH & ACCESS			3,014	3,014
8	19 DESK, 34 X 60 IN			2,907	2,907
9	2 DESK, 34 X 42 IN			210	210
10	2 DESK, TYPEWRITER, 34 X 60 IN			340	340
11	1 SOFA, CONVERTIBLE			300	300
12	1 SETTEE			147	147
13	1 TOY CHEST, W/TABLE COVER			148	148
14	1 PROJECTOR, 16 MM, COMPLETE			567	567
15	LGT EQUIPMENT			170,000	0-
<b>TOTAL FIXED ASSETS</b>		<b>\$ 5,281</b>	<b>\$ 14,952</b>	<b>\$ 192,021</b>	<b>\$ 22,021</b>
<b>TOTAL DEPARTMENT 5200</b>		<b>\$ 2,564,608</b>	<b>\$ 6,393,089</b>	<b>\$ 8,644,522</b>	<b>\$ 8,417,491</b>

COUNTY OF SAN DIEGO FINAL BUDGET  
 1970-1971  
 BUDGET UNIT EXPENDITURE DETAIL  
 SCHEDULE 6  
 FUND - GENERAL-1001

FUNCTION - HEALTH & SANITATION

ACTIVITY - SANITATION

BUDGET UNIT - 5470 DEPARTMENT OF PUBLIC WORKS, REFUSE DISPOSAL DIVISION

SUB OBJECT ACCOUNT	EXPENDITURE CLASSIFICATION	EXPENDITURES		APPROPRIATIONS	
		ACTUAL EXPENDITURES 1968-1969	ACTUAL EXPENDITURES 1969-1970	EXPENDITURE ESTIMATES RECOMMENDED 1970-1971	ADOPTED BY THE BOARD OF SUPERVISORS 1970-1971
SALARIES AND EMPLOYEE BENEFITS					
101	SALARIES AND WAGES - PERMANENT	\$ 411,156	\$ 425,454	\$	\$
102	SALARIES AND WAGES - NONPERMANENT	14,813	51,280		
	<b>TOTAL SALARIES AND EMPLOYEE BENEFITS</b>	<b>\$ 425,969</b>	<b>\$ 476,734</b>	<b>\$</b>	<b>\$</b>
SERVICES AND SUPPLIES					
210	CLOTHING AND PERSONAL SUPPLIES	\$ 901	\$ 1,128	\$	\$
230	HOUSEHOLD EXPENSE		2		
280	MAINTENANCE - EQUIPMENT - AUTOMOTIVE	4,608	5,167		
285	MAINTENANCE - EQUIPMENT - OFFICE & OTHER	92	121		
290	MAINTENANCE - STRUCT, IMPROVE & GROUNDS	24,349	8,611		
295	MEDICAL, DENTAL AND LABORATORY SUPPLIES	153	263		
300	MEMBERSHIPS	20			
305	MISCELLANEOUS EXPENSE		184		
310	OFFICE EXPENSE	3,112	3,204		
315	PROFESSIONAL AND SPECIALIZED SERVICES	4,641	5,867		
330	RENTS & LEASES - EQUIPMENT	19,448	25,596		
335	SMALL TOOLS AND INSTRUMENTS	507	576		
340	SPECIAL DEPARTMENTAL EXPENSE	2,243	706		
346	TRANSPORTATION & TRAVEL - TRAVEL EXPENSE	229	526		
347	TRANSPORTATION & TRAVEL - EMPLOYEE AUTO	4,623	7,455		
348	TRANSPORTATION & TRAVEL - OTHER		34		
350	UTILITIES	3,163	3,285		
	<b>TOTAL SERVICES AND SUPPLIES</b>	<b>\$ 68,089</b>	<b>\$ 62,526</b>	<b>\$</b>	<b>\$</b>
FIXED ASSETS					
510	EQUIPMENT	\$ 109,894	\$ 189,286	\$	\$
	<b>TOTAL FIXED ASSETS</b>	<b>\$ 109,894</b>	<b>\$ 189,286</b>	<b>\$</b>	<b>\$</b>
EXPENDITURE TRANSFERS AND REIMBURSEMENTS					
600	COSTS APPLIED	\$ 25,773CR	\$ 10,254CR	\$	\$
	<b>TOTAL EXPENDITURE TRANSFERS AND REIMBURSEMENTS</b>	<b>\$ 25,773CR</b>	<b>\$ 10,254CR</b>	<b>\$</b>	<b>\$</b>
	<b>TOTAL DEPARTMENT 5470</b>	<b>\$ 578,179</b>	<b>\$ 718,292</b>	<b>\$</b>	<b>\$</b>

COUNTY OF SAN DIEGO FINAL BUDGET  
 1970-1971  
 BUDGET UNIT EXPENDITURE DETAIL  
 SCHEDULE 6  
 FUND - GENERAL-1001

FUNCTION - HEALTH & SANITATION

ACTIVITY - SANITATION

BUDGET UNIT - 5480 DEPARTMENT OF SANITATION & FLOOD CONTROL

SUB OBJECT ACCOUNT	EXPENDITURE CLASSIFICATION	EXPENDITURES		APPROPRIATIONS	
		ACTUAL EXPENDITURES 1968-1969	ACTUAL EXPENDITURES 1969-1970	EXPENDITURE ESTIMATES RECOMMENDED 1970-1971	ADOPTED BY THE BOARD OF SUPERVISORS 1970-1971
<b>SALARIES AND EMPLOYEE BENEFITS</b>					
101	SALARIES AND WAGES - PERMANENT	\$ 1,165,352	\$ 1,191,265	\$ 1,667,445	\$ 1,667,445
102	SALARIES AND WAGES - NONPERMANENT	33,631	38,462	54,653	54,653
160	RETIREMENT - C.E.R.S.			151,779	151,779
165	RETIREMENT - O.A.S.D.I.			60,009	60,009
170	EMPLOYEE GROUP INSURANCE			27,652	27,652
175	EMPLOYEES COMP INSURANCE			6,264	6,264
190	SALARY SAVINGS				29,517CR
	<b>TOTAL SALARIES AND EMPLOYEE BENEFITS</b>	<b>\$ 1,198,983</b>	<b>\$ 1,229,727</b>	<b>\$ 1,967,802</b>	<b>\$ 1,938,285</b>
<b>SERVICES AND SUPPLIES</b>					
210	CLOTHING AND PERSONAL SUPPLIES	\$ 1,090	\$ 1,352	\$ 2,600	\$ 2,600
215	COMMUNICATIONS	4,918	5,481	5,000	5,000
225	FOOD		12		
230	HOUSEHOLD EXPENSE	528	410	700	700
280	MAINTENANCE - EQUIPMENT - AUTOMOTIVE	18,876	20,224	38,600	38,600
285	MAINTENANCE - EQUIPMENT - OFFICE & OTHER	1,187	1,305	1,785	1,785
290	MAINTENANCE - STRUCT, IMPROVE & GROUNDS	94,616	123,860	125,750	125,750
295	MEDICAL, DENTAL AND LABORATORY SUPPLIES	1,394	1,714	2,500	2,500
300	MEMBERSHIPS	245	144	425	425
310	OFFICE EXPENSE	9,842	9,302	13,200	13,200
315	PROFESSIONAL AND SPECIALIZED SERVICES	51,587	91,956	423,003	417,979
330	RENTS & LEASES - EQUIPMENT	5,612	10,782	576,150	576,150
335	SMALL TOOLS AND INSTRUMENTS	5,011	4,670	4,100	4,100
340	SPECIAL DEPARTMENTAL EXPENSE	5,632	8,783	3,650	3,650
346	TRANSPORTATION & TRAVEL - TRAVEL EXPENSE	1,539	2,335	3,250	2,750
347	TRANSPORTATION & TRAVEL - EMPLOYEE AUTO	7,605	7,604	17,700	17,700
348	TRANSPORTATION & TRAVEL - OTHER		514	900	900
350	UTILITIES	43,241	40,909	54,200	54,200
	<b>TOTAL SERVICES AND SUPPLIES</b>	<b>\$ 252,934</b>	<b>\$ 331,358</b>	<b>\$ 1,273,513</b>	<b>\$ 1,267,989</b>
<b>OTHER CHARGES</b>					
453	CONTRIBUTIONS TO OTHER AGENCIES	\$ 1,000	\$ 1,400,000	\$ 1,488,000	\$ 1,488,000
	<b>TOTAL OTHER CHARGES</b>	<b>\$ 1,000</b>	<b>\$ 1,400,000</b>	<b>\$ 1,488,000</b>	<b>\$ 1,488,000</b>
<b>FIXED ASSETS</b>					
510	EQUIPMENT	\$ 27,460	\$ 36,890	\$ 13,245	\$ 13,245
<b>NO. QUAN. DESCRIPTION</b>					
1	LCT	MINOR EQUIPMENT		\$ 1,705	\$ 1,705
2	2	RECORDING RAIN GAGE, W/DT		4,000	4,000
3	2	DATA RECORDER		240	240
4	2	RECORDING STREAM GAGE		1,400	1,400
5	5	RECORDING GAGE CIRCUIT BOARDS		550	550
6	1	DICTATING MACHINE		300	300
7	1	BRIDGE CRANE, W/REEL		500	500
8	4	STREAMGAGING WEIGHTS		600	600
9	2	RECORDING RAIN GAGE		2,400	2,400
10	1	DATA TRANSMITTER		800	800
11	1	WATER LEVEL RECORDER		600	600
12	1	CREDENZA, STEEL		150	150
	<b>TOTAL FIXED ASSETS</b>	<b>\$ 27,460</b>	<b>\$ 36,890</b>	<b>\$ 13,245</b>	<b>\$ 13,245</b>
<b>EXPENDITURE TRANSFERS AND REIMBURSEMENTS</b>					
600	CCSTS APPLIED	\$ 16,793CR	\$ 1,442,973CR	\$ 1,618,166CR	\$ 1,518,166CR
	<b>TOTAL EXPENDITURE TRANSFERS AND REIMBURSEMENTS</b>	<b>\$ 16,793CR</b>	<b>\$ 1,442,973CR</b>	<b>\$ 1,618,166CR</b>	<b>\$ 1,518,166CR</b>
	<b>TOTAL DEPARTMENT 5480</b>	<b>\$ 1,463,584</b>	<b>\$ 1,555,002</b>	<b>\$ 3,124,394</b>	<b>\$ 3,089,353</b>

COUNTY OF SAN DIEGO FINAL BUDGET  
 1970-1971  
 BUDGET UNIT EXPENDITURE DETAIL  
 SCHEDULE 6  
 FUND - GENERAL-1001

FUNCTION - PUBLIC ASSISTANCE

ACTIVITY - ADMINISTRATION

BUDGET UNIT - 5500 DEPARTMENT OF PUBLIC WELFARE, ADMINISTRATION

SUB OBJECT ACCOUNT	EXPENDITURE CLASSIFICATION	EXPENDITURES		APPROPRIATIONS	
		ACTUAL EXPENDITURES 1968-1969	ACTUAL EXPENDITURES 1969-1970	EXPENDITURE ESTIMATES RECOMMENDED 1970-1971	ADOPTED BY THE BOARD OF SUPERVISORS 1970-1971
<b>SALARIES AND EMPLOYEE BENEFITS</b>					
101	SALARIES AND WAGES - PERMANENT	\$ 9,781,955	\$ 11,867,647	\$ 16,674,754	\$ 16,391,715
102	SALARIES AND WAGES - NONPERMANENT	72,625	78,192		
190	SALARY SAVINGS				250,121CR
<b>TOTAL SALARIES AND EMPLOYEE BENEFITS</b>		<b>\$ 9,854,580</b>	<b>\$ 11,945,839</b>	<b>\$ 16,674,754</b>	<b>\$ 16,141,594</b>
<b>SERVICES AND SUPPLIES</b>					
210	CLOTHING AND PERSONAL SUPPLIES	\$ 5	\$	\$	\$
215	COMMUNICATIONS	117,444	151,884	177,155	177,155
230	HOUSEHOLD EXPENSE	40			
243	INSURANCE - WORKMANS COMPENSATION	630	214	6,000	6,000
285	MAINTENANCE - EQUIPMENT - OFFICE & OTHER	20,421	13,579	15,500	15,500
295	MEDICAL, DENTAL AND LABORATORY SUPPLIES	95			
300	MEMBERSHIPS	840	820	820	820
310	OFFICE EXPENSE	106,233	132,156	125,000	122,500
315	PROFESSIONAL AND SPECIALIZED SERVICES	194,441	313,166	390,970	380,464
330	RENTS & LEASES - EQUIPMENT	16,590	13,695	8,610	8,610
340	SPECIAL DEPARTMENTAL EXPENSE	114,419	446,829	1,899,801	1,873,071
346	TRANSPORTATION & TRAVEL - TRAVEL EXPENSE	7,193	9,684	7,500	7,300
347	TRANSPORTATION & TRAVEL - EMPLOYEE AUTO	170,484	407,346	555,600	555,600
348	TRANSPORTATION & TRAVEL - OTHER	1,931	1,922	5,600	5,600
350	UTILITIES	50,745	51,541	52,500	52,500
360	SUPPORT AND CARE OF PERSONS	378,043	1,127,751		
<b>TOTAL SERVICES AND SUPPLIES</b>		<b>\$ 1,179,565</b>	<b>\$ 2,670,617</b>	<b>\$ 3,245,056</b>	<b>\$ 3,205,120</b>
<b>FIXED ASSETS</b>					
510	EQUIPMENT	\$ 73,005	\$ 88,515	\$ 97,044	\$ 97,044
<b>NO. QUAN. DESCRIPTION</b>					
1	LOT MINOR EQUIPMENT			\$ 28,036	\$ 28,036
2	111 DESK			15,645	15,645
3	86 ADDING MACHINE			26,660	26,660
4	4 TYPEWRITER, MANUAL			928	928
5	11 TYPEWRITER, ELECTRIC			5,555	5,555
6	10 DICTATING MACHINE			4,000	4,000
7	6 DUPLICATING MACHINE			2,790	2,790
8	2 FILE, MECHANIZED			6,000	6,000
9	LOT MODULAR PARTITION			7,040	7,040
10	1 FILM, TRAINING			200	200
11	1 OVERHEAD PROJECTOR			190	190
<b>TOTAL FIXED ASSETS</b>		<b>\$ 73,005</b>	<b>\$ 88,515</b>	<b>\$ 97,044</b>	<b>\$ 97,044</b>
<b>TOTAL DEPARTMENT 5500</b>		<b>\$ 11,107,150</b>	<b>\$ 14,704,971</b>	<b>\$ 20,016,854</b>	<b>\$ 19,443,758</b>

COUNTY OF SAN DIEGO FINAL BUDGET  
 1970-1971  
 BUDGET UNIT EXPENDITURE DETAIL  
 SCHEDULE 6  
 FUND - GENERAL-1001

FUNCTION - PUBLIC ASSISTANCE

ACTIVITY - ADMINISTRATION-ADPTION

BUDGET UNIT - 5509 DEPARTMENT OF PUBLIC WELFARE, ADOPTIONS

SUB OBJECT ACCOUNT	EXPENDITURE CLASSIFICATION	EXPENDITURES		APPROPRIATIONS	
		ACTUAL EXPENDITURES 1968-1969	ACTUAL EXPENDITURES 1969-1970	EXPENDITURE ESTIMATES RECOMMENDED 1970-1971	ADOPTED BY THE BOARD OF SUPERVISORS 1970-1971
<b>SALARIES AND EMPLOYEE BENEFITS</b>					
101	SALARIES AND WAGES - PERMANENT	\$ 915,918	\$ 1,075,291	\$ 1,405,332	\$ 1,405,332
102	SALARIES AND WAGES - NONPERMANENT	22,989	775		
190	SALARY SAVINGS				21,080CR
<b>TOTAL SALARIES AND EMPLOYEE BENEFITS</b>		<b>\$ 938,907</b>	<b>\$ 1,076,066</b>	<b>\$ 1,405,332</b>	<b>\$ 1,384,252</b>
<b>SERVICES AND SUPPLIES</b>					
210	CLOTHING AND PERSONAL SUPPLIES	\$ 666	\$ 139	\$ 900	\$ 900
215	COMMUNICATIONS	8,197	17,676	22,000	22,000
230	HOUSEHOLD EXPENSE	24			
285	MAINTENANCE - EQUIPMENT - OFFICE & OTHER	2,500	2,438	2,800	2,800
300	MEMBERSHIPS	25	25	25	25
310	OFFICE EXPENSE	2,179	7,689	5,000	4,508
315	PROFESSIONAL AND SPECIALIZED SERVICES	754	1,400	1,500	1,500
320	PUBLICATIONS AND LEGAL NOTICES		28		
340	SPECIAL DEPARTMENTAL EXPENSE	2,899	3,602	4,000	4,000
346	TRANSPORTATION & TRAVEL - TRAVEL EXPENSE	1,161	2,219	2,500	2,500
347	TRANSPORTATION & TRAVEL - EMPLOYEE AUTO	29,365	42,611	53,400	53,400
348	TRANSPORTATION & TRAVEL - OTHER	261	352		
350	UTILITIES	1,437	5,601	14,500	14,500
360	SUPPORT AND CARE OF PERSONS	14,692	15,657		
<b>TOTAL SERVICES AND SUPPLIES</b>		<b>\$ 64,660</b>	<b>\$ 99,437</b>	<b>\$ 106,625</b>	<b>\$ 106,133</b>
<b>OTHER CHARGES</b>					
440	SUPPORT AND CARE	\$	\$	\$ 25,000	\$ 25,000
<b>TOTAL OTHER CHARGES</b>		<b>\$</b>	<b>\$</b>	<b>\$ 25,000</b>	<b>\$ 25,000</b>
<b>FIXED ASSETS</b>					
510	EQUIPMENT	\$ 5,578	\$ 19,326	\$ 11,470	\$ 11,470
<b>NO. QUAN. DESCRIPTION</b>					
1	LCT MINOR EQUIPMENT			\$ 3,165	\$ 3,165
2	11 DESK, STEEL			1,600	1,600
3	4 TYPEWRITER, ELECTRIC, 13-IN			2,080	2,080
4	6 DICTATING MACHINE			1,800	1,800
5	1 DUPLICATING MACHINE W/STAND			1,000	1,000
6	1 MOVIE PROJECTOR, 16MM			600	600
7	1 SWING SET, CHILD			150	150
8	1 SLIDE, CHILD			175	175
9	LCT ROOM DIVIDER, 210 FEET			675	675
10	1 SLIDE PROJECTOR, 35MM			225	225
11	1 LABEL MAKING KIT			-0-	-0-
<b>TOTAL FIXED ASSETS</b>		<b>\$ 5,578</b>	<b>\$ 19,326</b>	<b>\$ 11,470</b>	<b>\$ 11,470</b>
<b>TOTAL DEPARTMENT 5509</b>		<b>\$ 1,009,145</b>	<b>\$ 1,194,829</b>	<b>\$ 1,548,427</b>	<b>\$ 1,526,855</b>



COUNTY OF SAN DIEGO FINAL BUDGET  
 1970-1971  
 BUDGET UNIT EXPENDITURE DETAIL  
 SCHEDULE 6  
 FUND - GENERAL-1001

FUNCTION - PUBLIC ASSISTANCE

ACTIVITY - GENERAL RELIEF

BUDGET UNIT - 5600 DEPARTMENT OF PUBLIC WELFARE, GENERAL RELIEF

SUB OBJECT ACCOUNT	EXPENDITURE CLASSIFICATION	EXPENDITURES		APPROPRIATIONS	
		ACTUAL EXPENDITURES 1968-1969	ACTUAL EXPENDITURES 1969-1970	EXPENDITURE ESTIMATES RECOMMENDED 1970-1971	ADOPTED BY THE BOARD OF SUPERVISORS 1970-1971
SERVICES AND SUPPLIES					
360 SUPPORT AND CARE OF PERSONS		\$ 710,865	\$ 1,364,712	\$	\$
<b>TOTAL SERVICES AND SUPPLIES</b>		<b>\$ 710,865</b>	<b>\$ 1,364,712</b>	<b>\$</b>	<b>\$</b>
OTHER CHARGES					
440 SUPPORT AND CARE		\$	\$	\$ 1,429,552	\$ 1,429,552
<b>TOTAL OTHER CHARGES</b>		<b>\$</b>	<b>\$</b>	<b>\$ 1,429,552</b>	<b>\$ 1,429,552</b>
<b>TOTAL DEPARTMENT 5600</b>		<b>\$ 710,865</b>	<b>\$ 1,364,712</b>	<b>\$ 1,429,552</b>	<b>\$ 1,429,552</b>

COUNTY OF SAN DIEGO FINAL BUDGET  
 1970-1971  
 BUDGET UNIT EXPENDITURE DETAIL  
 SCHEDULE 6  
 FUND - GENERAL-1001

FUNCTION - PUBLIC ASSISTANCE

ACTIVITY - AID TO AGED

BUDGET UNIT - 5701 DEPARTMENT OF PUBLIC WELFARE, OLD AGE SECURITY

SUB OBJECT ACCOUNT	EXPENDITURE CLASSIFICATION	EXPENDITURES		APPROPRIATIONS	
		ACTUAL EXPENDITURES 1968-1969	ACTUAL EXPENDITURES 1969-1970	EXPENDITURE ESTIMATES RECOMMENDED 1970-1971	ADOPTED BY THE BOARD OF SUPERVISORS 1970-1971
SERVICES AND SUPPLIES					
360 SUPPORT AND CARE OF PERSONS		\$ 17,838,055	\$ 19,901,508	\$	\$
<b>TOTAL SERVICES AND SUPPLIES</b>		<b>\$ 17,838,055</b>	<b>\$ 19,901,508</b>	<b>\$</b>	<b>\$</b>
OTHER CHARGES					
440 SUPPORT AND CARE		\$	\$	\$ 20,897,100	\$ 20,897,100
<b>TOTAL OTHER CHARGES</b>		<b>\$</b>	<b>\$</b>	<b>\$ 20,897,100</b>	<b>\$ 20,897,100</b>
<b>TOTAL DEPARTMENT 5701</b>		<b>\$ 17,838,055</b>	<b>\$ 19,901,508</b>	<b>\$ 20,897,100</b>	<b>\$ 20,897,100</b>

COUNTY OF SAN DIEGO FINAL BUDGET  
 1970-1971  
 BUDGET UNIT EXPENDITURE DETAIL  
 SCHEDULE 6  
 FUND - GENERAL-1001

FUNCTION - PUBLIC ASSISTANCE

ACTIVITY - AID TO BLIND

BUDGET UNIT - 5702 DEPARTMENT OF PUBLIC WELFARE, AID TO BLIND

SUB OBJECT ACCOUNT	EXPENDITURE CLASSIFICATION	EXPENDITURES		APPROPRIATIONS	
		ACTUAL EXPENDITURES 1968-1969	ACTUAL EXPENDITURES 1969-1970	EXPENDITURE ESTIMATES RECOMMENDED 1970-1971	ADOPTED BY THE BOARD OF SUPERVISORS 1970-1971
SERVICES AND SUPPLIES					
360 SUPPORT AND CARE OF PERSONS		\$ 1,256,052	\$ 1,456,382	\$	\$
<b>TOTAL SERVICES AND SUPPLIES</b>		<b>\$ 1,256,052</b>	<b>\$ 1,456,382</b>	<b>\$</b>	<b>\$</b>
OTHER CHARGES					
440 SUPPORT AND CARE		\$	\$	\$ 1,569,132	\$ 1,569,132
<b>TOTAL OTHER CHARGES</b>		<b>\$</b>	<b>\$</b>	<b>\$ 1,569,132</b>	<b>\$ 1,569,132</b>
<b>TOTAL DEPARTMENT 5702</b>		<b>\$ 1,256,052</b>	<b>\$ 1,456,382</b>	<b>\$ 1,569,132</b>	<b>\$ 1,569,132</b>

COUNTY OF SAN DIEGO FINAL BUDGET  
 1970-1971  
 BUDGET UNIT EXPENDITURE DETAIL  
 SCHEDULE 6  
 FUND - GENERAL-1001

FUNCTION - PUBLIC ASSISTANCE

ACTIVITY - AID TO FAMILY DEP CHILD

## BUDGET UNIT - 5704 DEPT OF PUB WEL, AID TO FAMILIES WITH DEP CHILD-FAMILY GROUP

SUB OBJECT ACCOUNT	EXPENDITURE CLASSIFICATION	EXPENDITURES		APPROPRIATIONS	
		ACTUAL EXPENDITURES 1968-1969	ACTUAL EXPENDITURES 1969-1970	EXPENDITURE ESTIMATES RECOMMENDED 1970-1971	ADOPTED BY THE BCARD OF SUPERVISORS 1970-1971
SERVICES AND SUPPLIES					
360	SUPPORT AND CARE OF PERSONS	\$ 20,518,543	\$ 28,630,894	\$	\$
	<b>TOTAL SERVICES AND SUPPLIES</b>	<b>\$ 20,518,543</b>	<b>\$ 28,630,894</b>	<b>\$</b>	<b>\$</b>
OTHER CHARGES					
440	SUPPORT AND CARE	\$	\$	\$ 33,885,300	\$ 34,133,300
	PC1 AFDC - BASIC			\$ 33,635,300	\$ 33,635,300
	PC2 SUPPLEMENTAL NEEDS			250,000	250,000
	PC2 SPECIAL CLOTHING			-0-	248,000
	<b>TOTAL OTHER CHARGES</b>	<b>\$</b>	<b>\$</b>	<b>\$ 33,885,300</b>	<b>\$ 34,133,300</b>
	<b>TOTAL DEPARTMENT 5704</b>	<b>\$ 20,518,543</b>	<b>\$ 28,630,894</b>	<b>\$ 33,885,300</b>	<b>\$ 34,133,300</b>

COUNTY OF SAN DIEGO FINAL BUDGET  
 1970-1971  
 BUDGET UNIT EXPENDITURE DETAIL  
 SCHEDULE 6  
 FUND - GENERAL-1001

FUNCTION - PUBLIC ASSISTANCE

ACTIVITY - A.N.C. BOARD HOME & INST

BUDGET UNIT - 5705 DEPT OF PUB WEL, AID TO FAMILIES WITH DEP CHILD-BOARD HOME INST

SUB OBJECT ACCOUNT	EXPENDITURE CLASSIFICATION	EXPENDITURES		APPROPRIATIONS	
		ACTUAL EXPENDITURES 1968-1969	ACTUAL EXPENDITURES 1969-1970	EXPENDITURE ESTIMATES RECOMMENDED 197C-1971	ADOPTED BY THE BOARD OF SUPERVISORS 1970-1971
SERVICES AND SUPPLIES					
360 SUPPORT AND CARE OF PERSONS		\$ 2,477,716	\$ 2,912,675	\$	\$
<b>TOTAL SERVICES AND SUPPLIES</b>		<b>\$ 2,477,716</b>	<b>\$ 2,912,675</b>	<b>\$</b>	<b>\$</b>
OTHER CHARGES					
440 SUPPORT AND CARE		\$	\$	\$ 3,410,400	\$ 3,410,400
<b>TOTAL OTHER CHARGES</b>		<b>\$</b>	<b>\$</b>	<b>\$ 3,410,400</b>	<b>\$ 3,410,400</b>
<b>TOTAL DEPARTMENT 5705</b>		<b>\$ 2,477,716</b>	<b>\$ 2,912,675</b>	<b>\$ 3,410,400</b>	<b>\$ 3,410,400</b>

COUNTY OF SAN DIEGO FINAL BUDGET  
 1970-1971  
 BUDGET UNIT EXPENDITURE DETAIL  
 SCHEDULE 6  
 FUND - GENERAL-1001

FUNCTION - PUBLIC ASSISTANCE

ACTIVITY - AID TO DISABLED

BUDGET UNIT - 5706 DEPARTMENT OF PUBLIC WELFARE, AID TO DISABLED

SUB OBJECT ACCOUNT	EXPENDITURE CLASSIFICATION	EXPENDITURES		APPROPRIATIONS	
		ACTUAL EXPENDITURES 1968-1969	ACTUAL EXPENDITURES 1969-1970	EXPENDITURE ESTIMATES RECOMMENDED 1970-1971	ADOPTED BY THE BOARD OF SUPERVISORS 1970-1971
SERVICES AND SUPPLIES					
360 SUPPORT AND CARE OF PERSONS		\$ 9,010,187	\$ 11,779,899	\$	\$
<b>TOTAL SERVICES AND SUPPLIES</b>		<b>\$ 9,010,187</b>	<b>\$ 11,779,899</b>	<b>\$</b>	<b>\$</b>
OTHER CHARGES					
440 SUPPORT AND CARE		\$	\$	\$ 12,806,070	\$ 12,806,070
<b>TOTAL OTHER CHARGES</b>		<b>\$</b>	<b>\$</b>	<b>\$ 12,806,070</b>	<b>\$ 12,806,070</b>
<b>TOTAL DEPARTMENT 5706</b>		<b>\$ 9,010,187</b>	<b>\$ 11,779,899</b>	<b>\$ 12,806,070</b>	<b>\$ 12,806,070</b>

COUNTY OF SAN DIEGO FINAL BUDGET  
 1970-1971  
 BUDGET UNIT EXPENDITURE DETAIL  
 SCHEDULE 6  
 FUND - GENERAL-1001

FUNCTION - PUBLIC ASSISTANCE

ACTIVITY - MEDICAL SERVICES

BUDGET UNIT - 5710 DEPARTMENT OF MEDICAL INSTITUTIONS, MED ASSISTANCE, FED & STATE

SUB OBJECT ACCOUNT	EXPENDITURE CLASSIFICATION	EXPENDITURES		APPROPRIATIONS	
		ACTUAL EXPENDITURES 1968-1969	ACTUAL EXPENDITURES 1969-1970	EXPENDITURE ESTIMATES RECOMMENDED 1970-1971	ADOPTED BY THE BOARD OF SUPERVISORS 1970-1971
OTHER CHARGES					
453 CONTRIBUTIONS TO OTHER AGENCIES		\$ 7,242,690	\$ 7,514,491	\$ 7,783,216	\$ 7,783,216
TOTAL OTHER CHARGES		\$ 7,242,690	\$ 7,514,491	\$ 7,783,216	\$ 7,783,216
TOTAL DEPARTMENT 5710		\$ 7,242,690	\$ 7,514,491	\$ 7,783,216	\$ 7,783,216

COUNTY OF SAN DIEGO FINAL BUDGET  
 1970-1971  
 BUDGET UNIT EXPENDITURE DETAIL  
 SCHEDULE 6  
 FUND - GENERAL-1001

FUNCTION - PUBLIC ASSISTANCE

ACTIVITY - OTHER ASSISTANCE

BUDGET UNIT - 5900 SUNDRY CHARITIES AND CORRECTIONS

SUB OBJECT ACCOUNT	EXPENDITURE CLASSIFICATION	EXPENDITURES		APPROPRIATIONS	
		ACTUAL EXPENDITURES 1968-1969	ACTUAL EXPENDITURES 1969-1970	EXPENDITURE ESTIMATES RECOMMENDED 1970-1971	ADOPTED BY THE BOARD OF SUPERVISORS 1970-1971
OTHER CHARGES					
453 CONTRIBUTIONS TO OTHER AGENCIES		\$ 12,700	\$ 10,500	\$ 14,800	\$ 14,800
	PC1 DDOR OF HOPE			\$ 5,500	\$ 5,500
	PC2 EPISCOPAL MISSION SOCIETY			9,300	9,300
<b>TOTAL OTHER CHARGES</b>		<b>\$ 12,700</b>	<b>\$ 10,500</b>	<b>\$ 14,800</b>	<b>\$ 14,800</b>
<b>TOTAL DEPARTMENT 5900</b>		<b>\$ 12,700</b>	<b>\$ 10,500</b>	<b>\$ 14,800</b>	<b>\$ 14,800</b>



COUNTY OF SAN DIEGO FINAL BUDGET  
 1970-1971  
 BUDGET UNIT EXPENDITURE DETAIL  
 SCHEDULE 6  
 FUND - GENERAL-1001

FUNCTION - PUBLIC ASSISTANCE

ACTIVITY - HOSPITAL CARE

BUDGET UNIT - 6000 DEPT OF MEDICAL INST, ADMIN, & GENERAL SERVICES

SUB OBJECT ACCOUNT	EXPENDITURE CLASSIFICATION	EXPENDITURES		APPROPRIATIONS	
		ACTUAL EXPENDITURES 1968-1969	ACTUAL EXPENDITURES 1969-1970	EXPENDITURE ESTIMATES RECOMMENDED 1970-1971	ADOPTED BY THE BOARD OF SUPERVISORS 1970-1971
<b>SALARIES AND EMPLOYEE BENEFITS</b>					
101	SALARIES AND WAGES - PERMANENT	\$ 734,042	\$ 689,609	\$ 667,889	\$ 867,889
102	SALARIES AND WAGES - NONPERMANENT	17,381	15,741	20,195	20,195
190	SALARY SAVINGS				13,321CR
	<b>TOTAL SALARIES AND EMPLOYEE BENEFITS</b>	<b>\$ 751,423</b>	<b>\$ 705,350</b>	<b>\$ 888,084</b>	<b>\$ 874,763</b>
<b>SERVICES AND SUPPLIES</b>					
210	CLOTHING AND PERSONAL SUPPLIES	\$ 31	\$ 1,719	\$ 3,500	\$ 3,500
215	COMMUNICATIONS	420	25,504	30,989	30,989
225	FCCD		1,092	1,314	1,314
230	HOUSEHOLD EXPENSE	11,510	14,241	14,880	14,880
285	MAINTENANCE - EQUIPMENT - OFFICE & OTHER	4,409	4,312	3,090	3,090
290	MAINTENANCE - STRUCT, IMPROVE & GROUNDS	38,287	15,176	14,136	14,136
295	MEDICAL, DENTAL AND LABORATORY SUPPLIES	47	7,197	9,600	9,600
300	MEMBERSHIPS	140	140	140	140
310	OFFICE EXPENSE	3,097	6,913	8,000	8,000
315	PROFESSIONAL AND SPECIALIZED SERVICES	119,237	109,010	106,966	104,966
330	RENTS & LEASES - EQUIPMENT	52	2,991	3,960	3,960
335	SMALL TOOLS AND INSTRUMENTS	114	70	2,184	2,184
340	SPECIAL DEPARTMENTAL EXPENSE	5,004	4,560	4,380	4,380
346	TRANSPORTATION & TRAVEL - TRAVEL EXPENSE	202	307	1,675	1,675
347	TRANSPORTATION & TRAVEL - EMPLOYEE AUTO	2,771	3,724	3,927	3,927
348	TRANSPORTATION & TRAVEL - OTHER			75	75
350	UTILITIES	95,667	56,090	60,295	60,295
360	SUPPORT AND CARE OF PERSONS	5,044,819	4,724,250		
	<b>TOTAL SERVICES AND SUPPLIES</b>	<b>\$ 5,325,807</b>	<b>\$ 4,977,296</b>	<b>\$ 269,111</b>	<b>\$ 267,111</b>
<b>OTHER CHARGES</b>					
440	SUPPORT AND CARE	\$	\$	\$ 6,066,194	\$ 6,066,194
	<b>TOTAL OTHER CHARGES</b>	<b>\$</b>	<b>\$</b>	<b>\$ 6,066,194</b>	<b>\$ 6,066,194</b>
<b>FIXED ASSETS</b>					
510	EQUIPMENT	\$ 677	\$ 5,439	\$ 3,480	\$ 3,480
<b>NO. QUAN. DESCRIPTION</b>					
1	LCT MINOR EQUIPMENT			\$ 741	\$ 741
2	1 DESK 20 X 60			152	152
3	1 PRINTING CALCULATOR			550	550
4	1 FLOOR MACHINE 17 IN W/SHAMPOO ATTACHMENTS			526	526
5	1 VACUUM CLEANER			278	278
6	1 PAINT SPRAY UNIT COMPLETE			893	893
7	1 DRAIN CLEANER COMPLETE			340	340
	<b>TOTAL FIXED ASSETS</b>	<b>\$ 677</b>	<b>\$ 5,439</b>	<b>\$ 3,480</b>	<b>\$ 3,480</b>
<b>EXPENDITURE TRANSFERS AND REIMBURSEMENTS</b>					
605	REIMBURSED PROJECTS	\$ 308,791CR	\$	\$	\$
	<b>TOTAL EXPENDITURE TRANSFERS AND REIMBURSEMENTS</b>	<b>\$ 308,791CR</b>	<b>\$</b>	<b>\$</b>	<b>\$</b>
	<b>TOTAL DEPARTMENT 6000</b>	<b>\$ 5,769,116</b>	<b>\$ 5,688,085</b>	<b>\$ 7,226,869</b>	<b>\$ 7,211,548</b>

COUNTY OF SAN DIEGO FINAL BUDGET  
 1970-1971  
 BUDGET UNIT EXPENDITURE DETAIL  
 SCHEDULE 6  
 FUND - GENERAL-1001

FUNCTION - PUBLIC ASSISTANCE

ACTIVITY - HOSPITAL CARE

BUDGET UNIT - 6100 DEPARTMENT OF MEDICAL INSTITUTIONS, S. D. CO - UNIV. HOSP.

SUB OBJECT ACCOUNT	EXPENDITURE CLASSIFICATION	EXPENDITURES		APPROPRIATIONS	
		ACTUAL EXPENDITURES 1968-1969	ACTUAL EXPENDITURES 1969-1970	EXPENDITURE ESTIMATES RECOMMENDED 1970-1971	ADOPTED BY THE BOARD OF SUPERVISORS 1970-1971
SALARIES AND EMPLOYEE BENEFITS					
101 SALARIES AND WAGES - PERMANENT		\$ 1,000,741	\$ 959,680	\$ 1,043,770	\$ 1,043,770
102 SALARIES AND WAGES - NONPERMANENT				26,739	26,739
190 SALARY SAVINGS					16,057CR
<b>TOTAL SALARIES AND EMPLOYEE BENEFITS</b>		<b>\$ 1,000,741</b>	<b>\$ 959,680</b>	<b>\$ 1,070,509</b>	<b>\$ 1,054,452</b>
EXPENDITURE TRANSFERS AND REIMBURSEMENTS					
605 REIMBURSED PROJECTS		\$ 1,131,382CR	\$ 1,090,329CR	\$ 1,221,728CR	\$ 1,221,728CR
<b>TOTAL EXPENDITURE TRANSFERS AND REIMBURSEMENTS</b>		<b>\$ 1,131,382CR</b>	<b>\$ 1,090,329CR</b>	<b>\$ 1,221,728CR</b>	<b>\$ 1,221,728CR</b>
<b>TOTAL DEPARTMENT 6100</b>		<b>\$ 130,641CR</b>	<b>\$ 130,649CR</b>	<b>\$ 151,219CR</b>	<b>\$ 167,276CR</b>

COUNTY OF SAN DIEGO FINAL BUDGET  
 1970-1971  
 BUDGET UNIT EXPENDITURE DETAIL  
 SCHEDULE 6  
 FUND - GENERAL-1001

FUNCTION - PUBLIC ASSISTANCE

ACTIVITY - HOSPITAL CARE

BUDGET UNIT - 6500 DEPARTMENT OF MEDICAL INSTITUTIONS, EDGEWOOD GERIATRIC HOSPITAL

SUB OBJECT ACCOUNT	EXPENDITURE CLASSIFICATION	EXPENDITURES		APPROPRIATIONS	
		ACTUAL EXPENDITURES 1968-1969	ACTUAL EXPENDITURES 1969-1970	EXPENDITURE ESTIMATES RECOMMENDED 1970-1971	ADOPTED BY THE BOARD OF SUPERVISORS 1970-1971
<b>SALARIES AND EMPLOYEE BENEFITS</b>					
101	SALARIES AND WAGES - PERMANENT	\$ 1,973,527	\$ 2,204,275	\$ 2,450,921	\$ 2,450,921
102	SALARIES AND WAGES - NONPERMANENT	5,288	3,563	54,148	54,148
190	SALARY SAVINGS				37,576CR
	<b>TOTAL SALARIES AND EMPLOYEE BENEFITS</b>	<b>\$ 1,978,815</b>	<b>\$ 2,207,838</b>	<b>\$ 2,505,069</b>	<b>\$ 2,467,493</b>
<b>SERVICES AND SUPPLIES</b>					
210	CLOTHING AND PERSONAL SUPPLIES	\$ 5,054	\$ 4,814	\$ 4,842	\$ 4,842
215	COMMUNICATIONS	7,213	7,501	7,430	7,430
225	FOOD	120,840	131,180	136,123	133,950
230	HOUSEHOLD EXPENSE	33,650	31,234	29,620	29,820
285	MAINTENANCE - EQUIPMENT - OFFICE & OTHER	2,763	3,317	3,832	3,832
290	MAINTENANCE - STRUCT, IMPROVE & GROUNDS	28,470	23,444	28,564	28,564
295	MEDICAL, DENTAL AND LABORATORY SUPPLIES	40,709	81,638	72,946	72,946
310	OFFICE EXPENSE	4,350	3,457	3,453	3,453
315	PROFESSIONAL AND SPECIALIZED SERVICES	19,631	23,250	21,869	21,869
330	RENTS & LEASES - EQUIPMENT	2,429	2,136	1,080	1,080
335	SMALL TOOLS AND INSTRUMENTS	551	548	655	655
340	SPECIAL DEPARTMENTAL EXPENSE	3,250	256	678	678
346	TRANSPORTATION & TRAVEL - TRAVEL EXPENSE	530	302	912	782
347	TRANSPORTATION & TRAVEL - EMPLOYEE AUTO	255	150	180	180
350	UTILITIES	32,742	30,467	35,043	35,043
360	SUPPORT AND CARE OF PERSONS	1,320	1,320		
	<b>TOTAL SERVICES AND SUPPLIES</b>	<b>\$ 303,757</b>	<b>\$ 345,014</b>	<b>\$ 347,427</b>	<b>\$ 345,124</b>
<b>OTHER CHARGES</b>					
440	SUPPORT AND CARE	\$	\$	\$ 1,320	\$ 1,320
	<b>TOTAL OTHER CHARGES</b>	<b>\$</b>	<b>\$</b>	<b>\$ 1,320</b>	<b>\$ 1,320</b>
<b>FIXED ASSETS</b>					
510	EQUIPMENT	\$ 33,414	\$ 6,365	\$ 8,505	\$ 8,505
<b>NO. QUAN. DESCRIPTION</b>					
1	LOT MINOR EQUIPMENT			\$ 2,610	\$ 2,610
2	1 SAW, SABRE, HEAVY DUTY			105	105
3	2 MACHINE, ADDING, ELECTRIC, 10 COLUMN			540	540
4	1 MACHINE, FLOOR POLISHING, 17 IN			420	420
5	6 BED, HI-LO, WITH SIDE RAILS			1,860	1,860
6	1 LAWNMOWER, GAS, 30 IN.			660	660
7	3 AIR CONDITIONER			960	960
8	1 DESK, EXECUTIVE			160	160
9	2 CLEANER, VACUUM			380	380
10	1 PLANE, ELECTRIC, 16 INCH			150	150
11	13 DESK, DOUBLE PEDESTAL			-0-	-0-
12	1 PROJECTOR, MOTION PICTURE, 16 MM			-0-	-0-
13	1 MACHINE, FLOOR POLISHING, 22 IN			660	660
	<b>TOTAL FIXED ASSETS</b>	<b>\$ 33,414</b>	<b>\$ 6,365</b>	<b>\$ 8,505</b>	<b>\$ 8,505</b>
	<b>TOTAL DEPARTMENT 6500</b>	<b>\$ 2,315,986</b>	<b>\$ 2,559,217</b>	<b>\$ 2,862,321</b>	<b>\$ 2,822,442</b>

COUNTY OF SAN DIEGO FINAL BUDGET  
 1970-1971  
 BUDGET UNIT EXPENDITURE DETAIL  
 SCHEDULE 6  
 FUND - GENERAL-1001

FUNCTION - PUBLIC ASSISTANCE

ACTIVITY - CARE OF COURT WARDS

BUDGET UNIT - 6600 PROBATION DEPARTMENT, MAINTENANCE OF WARDS

SUB OBJECT ACCOUNT	EXPENDITURE CLASSIFICATION	EXPENDITURES		APPROPRIATIONS	
		ACTUAL EXPENDITURES 1968-1969	ACTUAL EXPENDITURES 1969-1970	EXPENDITURE ESTIMATES RECOMMENDED 1970-1971	ADOPTED BY THE BOARD OF SUPERVISORS 1970-1971
SERVICES AND SUPPLIES					
295 MEDICAL, DENTAL AND LABORATORY SUPPLIES		\$ 1,198	\$ 868	\$ 750	\$ 750
315 PROFESSIONAL AND SPECIALIZED SERVICES		12,932	14,402	9,500	9,500
346 TRANSPORTATION & TRAVEL - TRAVEL EXPENSE		965	968	850	850
348 TRANSPORTATION & TRAVEL - OTHER		22,523	24,079	16,000	16,000
360 SUPPORT AND CARE OF PERSONS		691,223	760,158		
<b>TOTAL SERVICES AND SUPPLIES</b>		<b>\$ 728,846</b>	<b>\$ 800,515</b>	<b>\$ 27,100</b>	<b>\$ 27,100</b>
OTHER CHARGES					
440 SUPPORT AND CARE		\$	\$	\$ 1,000,445	\$ 1,000,445
<b>TOTAL OTHER CHARGES</b>		<b>\$</b>	<b>\$</b>	<b>\$ 1,000,445</b>	<b>\$ 1,000,445</b>
<b>TOTAL DEPARTMENT 6600</b>		<b>\$ 728,846</b>	<b>\$ 800,515</b>	<b>\$ 1,027,545</b>	<b>\$ 1,027,545</b>

COUNTY OF SAN DIEGO FINAL BUDGET  
 1970-1971  
 BUDGET UNIT EXPENDITURE DETAIL  
 SCHEDULE 6  
 FUNC - GENERAL-1001

FUNCTION - PUBLIC ASSISTANCE

ACTIVITY - MEDICAL SERVICES

BUDGET UNIT - 6700 STATE INSTITUTIONS

SUB OBJECT ACCOUNT	EXPENDITURE CLASSIFICATION	EXPENDITURES		APPROPRIATIONS	
		ACTUAL EXPENDITURES 1968-1969	ACTUAL EXPENDITURES 1969-1970	EXPENDITURE ESTIMATES RECOMMENDED 1970-1971	ADOPTED BY THE BOARD OF SUPERVISORS 1970-1971
SERVICES AND SUPPLIES					
360 SUPPORT AND CARE OF PERSONS		\$ 195,178	\$ 180,683	\$	\$
<b>TOTAL SERVICES AND SUPPLIES</b>		<b>\$ 195,178</b>	<b>\$ 180,683</b>	<b>\$</b>	<b>\$</b>
OTHER CHARGES					
440 SUPPORT AND CARE		\$	\$	\$ 208,200	\$ 208,200
<b>TOTAL OTHER CHARGES</b>		<b>\$</b>	<b>\$</b>	<b>\$ 208,200</b>	<b>\$ 208,200</b>
<b>TOTAL DEPARTMENT 6700</b>		<b>\$ 195,178</b>	<b>\$ 180,683</b>	<b>\$ 208,200</b>	<b>\$ 208,200</b>

COUNTY OF SAN DIEGO FINAL BUDGET  
 1970-1971  
 BUDGET UNIT EXPENDITURE DETAIL  
 SCHEDULE 6  
 FUND - GENERAL-1001

FUNCTION - PUBLIC PROTECTION

ACTIVITY - DETENTION & CCRRECTION

BUDGET UNIT - 6710 STATE INSTITUTIONS-CORRECTIONAL SCHOOLS

SUB OBJECT ACCOUNT	EXPENDITURE CLASSIFICATION	EXPENDITURES		APPROPRIATIONS	
		ACTUAL EXPENDITURES 1968-1969	ACTUAL EXPENDITURES 1969-1970	EXPENDITURE ESTIMATES RECOMMENDED 1970-1971	ADOPTED BY THE BOARD OF SUPERVISORS 1970-1971
SERVICES AND SUPPLIES					
360 SUPPORT AND CARE OF PERSONS		\$ 132,399	\$ 168,679	\$	\$
<b>TOTAL SERVICES AND SUPPLIES</b>		<b>\$ 132,399</b>	<b>\$ 168,679</b>	<b>\$</b>	<b>\$</b>
OTHER CHARGES					
440 SUPPORT AND CARE		\$	\$	\$ 172,000	\$ 172,000
<b>TOTAL OTHER CHARGES</b>		<b>\$</b>	<b>\$</b>	<b>\$ 172,000</b>	<b>\$ 172,000</b>
<b>TOTAL DEPARTMENT 6710</b>		<b>\$ 132,399</b>	<b>\$ 168,679</b>	<b>\$ 172,000</b>	<b>\$ 172,000</b>

COUNTY OF SAN DIEGO FINAL BUDGET  
 1970-1971  
 BUDGET UNIT EXPENDITURE DETAIL  
 SCHEDULE 5  
 FUND - GENERAL-1001

FUNCTION - PUBLIC ASSISTANCE

BUDGET UNIT - 6800 VETERANS SERVICE OFFICER

ACTIVITY - VETERANS SERVICE

SUB OBJECT ACCOUNT	EXPENDITURE CLASSIFICATION	EXPENDITURES		APPROPRIATIONS	
		ACTUAL EXPENDITURES 1968-1969	ACTUAL EXPENDITURES 1969-1970	EXPENDITURE ESTIMATES RECOMMENDED 1970-1971	ADOPTED BY THE BOARD OF SUPERVISORS 1970-1971
<b>SALARIES AND EMPLOYEE BENEFITS</b>					
101 SALARIES AND WAGES - PERMANENT		\$ 87,247	\$ 96,445	\$ 107,959	\$ 107,959
102 SALARIES AND WAGES - NONPERMANENT		968	1,746	2,263	2,263
190 SALARY SAVINGS					1,653CR
<b>TOTAL SALARIES AND EMPLOYEE BENEFITS</b>		<b>\$ 88,215</b>	<b>\$ 98,191</b>	<b>\$ 110,222</b>	<b>\$ 108,569</b>
<b>SERVICES AND SUPPLIES</b>					
285 MAINTENANCE - EQUIPMENT - OFFICE & OTHER		\$ 83	\$ 65	\$ 140	\$ 140
300 MEMBERSHIPS		25	25	25	25
310 OFFICE EXPENSE		1,153	1,197	1,285	1,285
346 TRANSPORTATION & TRAVEL - TRAVEL EXPENSE		410	490	600	600
<b>TOTAL SERVICES AND SUPPLIES</b>		<b>\$ 1,671</b>	<b>\$ 1,777</b>	<b>\$ 2,050</b>	<b>\$ 2,050</b>
<b>FIXED ASSETS</b>					
510 EQUIPMENT		\$ 515	\$ 676	\$ 310	\$ 310
<b>NO. QUAN. DESCRIPTION</b>					
1 LOT MINOR EQUIPMENT				\$ 170	\$ 170
2 1 DESK, STEEL, 60 X 30, EXEC.				140	140
<b>TOTAL FIXED ASSETS</b>		<b>\$ 515</b>	<b>\$ 676</b>	<b>\$ 310</b>	<b>\$ 310</b>
<b>TOTAL DEPARTMENT 6800</b>		<b>\$ 90,401</b>	<b>\$ 100,644</b>	<b>\$ 112,582</b>	<b>\$ 110,929</b>

COUNTY OF SAN DIEGO FINAL BUDGET  
 1970-1971  
 BUDGET UNIT EXPENDITURE DETAIL  
 SCHEDULE 6  
 FUND - GENERAL-1001

FUNCTION - EDUCATION

ACTIVITY - SCHOOL ADMINISTRATION

BUDGET UNIT - 7000 DEPARTMENT OF EDUCATION, BOARD OF EDUCATION

SUB OBJECT ACCOUNT	EXPENDITURE CLASSIFICATION	EXPENDITURES		APPROPRIATIONS	
		ACTUAL EXPENDITURES 1968-1969	ACTUAL EXPENDITURES 1969-1970	EXPENDITURE ESTIMATES RECOMMENDED 1970-1971	ADOPTED BY THE BOARD OF SUPERVISORS 1970-1971
SALARIES AND EMPLOYEE BENEFITS					
101	SALARIES AND WAGES - PERMANENT	\$ 5,965	\$ 6,000	\$ 6,000	\$
	<b>TOTAL SALARIES AND EMPLOYEE BENEFITS</b>	<b>\$ 5,965</b>	<b>\$ 6,000</b>	<b>\$ 6,000</b>	<b>\$</b>
SERVICES AND SUPPLIES					
300	MEMBERSHIPS	\$ 214	\$ 220	\$ 465	\$
310	OFFICE EXPENSE	65	122		
346	TRANSPORTATION & TRAVEL - TRAVEL EXPENSE	1,635	2,138	2,543	
347	TRANSPORTATION & TRAVEL - EMPLOYEE AUTO			450	
	<b>TOTAL SERVICES AND SUPPLIES</b>	<b>\$ 1,965</b>	<b>\$ 2,480</b>	<b>\$ 3,458</b>	<b>\$</b>
	<b>TOTAL DEPARTMENT 7000</b>	<b>\$ 7,930</b>	<b>\$ 8,480</b>	<b>\$ 9,458</b>	<b>\$</b>



COUNTY OF SAN DIEGO FINAL BUDGET  
1970-1971  
BUDGET UNIT EXPENDITURE DETAIL  
SCHEDULE 6  
FUND - GENERAL-1001

FUNCTION - EDUCATION

ACTIVITY - SCHOOL ADMINISTRATION

BUDGET UNIT - 7010 DEPT OF EDUCATION, COUNTY COMMITTEE ON SCHOOL DIST ORGANIZATION

SUB OBJECT ACCOUNT	EXPENDITURE CLASSIFICATION	EXPENDITURES		APPROPRIATIONS	
		ACTUAL EXPENDITURES 1968-1969	ACTUAL EXPENDITURES 1969-1970	EXPENDITURE ESTIMATES RECOMMENDED 1970-1971	ADOPTED BY THE BOARD OF SUPERVISORS 1970-1971
SERVICES AND SUPPLIES					
346 TRANSPORTATION & TRAVEL - TRAVEL EXPENSE		\$ 6	\$	\$	\$
347 TRANSPORTATION & TRAVEL - EMPLOYEE AUTO		\$ 4	\$	\$	\$
TOTAL SERVICES AND SUPPLIES		\$ 10	\$	\$	\$
TOTAL DEPARTMENT 7010		\$ 10	\$	\$	\$

COUNTY OF SAN DIEGO FINAL BUDGET  
 1970-1971  
 BUDGET UNIT EXPENDITURE DETAIL  
 SCHEDULE 6  
 FUND - GENERAL-1001

FUNCTION - EDUCATION

ACTIVITY - SCHOOL ADMINISTRATION

BUDGET UNIT - 7020 DEPARTMENT OF EDUCATION, ADMINISTRATION

SUB OBJECT ACCOUNT	EXPENDITURE CLASSIFICATION	EXPENDITURES		APPROPRIATIONS	
		ACTUAL EXPENDITURES 1968-1969	ACTUAL EXPENDITURES 1969-1970	EXPENDITURE ESTIMATES RECOMMENDED 1970-1971	ADOPTED BY THE BOARD OF SUPERVISORS 1970-1971
<b>SALARIES AND EMPLOYEE BENEFITS</b>					
101	SALARIES AND WAGES - PERMANENT	\$ 452,633	\$ 497,783	\$ 556,361	\$
102	SALARIES AND WAGES - NONPERMANENT	14,828	9,366	8,438	
160	RETIREMENT - C.E.R.S.	1,449	1,653	1,683	
	<b>TOTAL SALARIES AND EMPLOYEE BENEFITS</b>	<b>\$ 468,910</b>	<b>\$ 508,802</b>	<b>\$ 566,482</b>	<b>\$</b>
<b>SERVICES AND SUPPLIES</b>					
215	COMMUNICATIONS	\$ 37,425	\$ 43,713	\$ 41,000	\$
230	HOUSEHOLD EXPENSE	55			
285	MAINTENANCE - EQUIPMENT - OFFICE & OTHER	1,637	1,975	2,200	
295	MEDICAL, DENTAL AND LABORATORY SUPPLIES	11		30	
300	MEMBERSHIPS	40			
310	OFFICE EXPENSE	36,098	38,098	41,000	
315	PROFESSIONAL AND SPECIALIZED SERVICES	20,000	5		
320	PUBLICATIONS AND LEGAL NOTICES		42		
330	RENTS & LEASES - EQUIPMENT	49,000	69,000	69,000	
340	SPECIAL DEPARTMENTAL EXPENSE	85	102	50,000	
346	TRANSPORTATION & TRAVEL - TRAVEL EXPENSE	3,611	4,884	5,000	
347	TRANSPORTATION & TRAVEL - EMPLOYEE AUTO	634	507	700	
348	TRANSPORTATION & TRAVEL - OTHER	77	1	125	
350	UTILITIES	24,756	23,442	25,500	
	<b>TOTAL SERVICES AND SUPPLIES</b>	<b>\$ 174,329</b>	<b>\$ 181,773</b>	<b>\$ 234,555</b>	<b>\$</b>
<b>FIXED ASSETS</b>					
510	EQUIPMENT	\$ 9,247	\$ 4,613	\$ 5,674	\$
<b>NO. QUAN. DESCRIPTION</b>					
1	LOT			\$ 748	\$ -0-
2	1	MINOR EQUIPMENT		-0-	-0-
3	1	DICTATING MACHINE		-0-	-0-
4	1	TRANSCRIBER		620	-0-
5	1	TYPEWRITER, ELECTRIC		250	-0-
6	1	DESK, PEDESTAL W/TW STAND		530	-0-
7	2	PRINTING CALCULATOR		484	-0-
8	1	TYPEWRITER, MANUAL 15		525	-0-
9	2	PRINTING CALCULATOR		484	-0-
10	1	TYPEWRITER, MANUAL 19		250	-0-
11	1	DESK, PEDESTAL		580	-0-
12	1	COMPTOMETER		250	-0-
13	1	ADDING MACHINE		203	-0-
14	1	TIME STAMP		-0-	-0-
15	3	DESK, PEDESTAL		-0-	-0-
	2	CARD FILE		750	-0-
	<b>TOTAL FIXED ASSETS</b>	<b>\$ 9,247</b>	<b>\$ 4,613</b>	<b>\$ 5,674</b>	<b>\$</b>
	<b>TOTAL DEPARTMENT 7020</b>	<b>\$ 652,486</b>	<b>\$ 695,188</b>	<b>\$ 806,711</b>	<b>\$</b>

COUNTY OF SAN DIEGO FINAL BUDGET  
 1970-1971  
 BUDGET UNIT EXPENDITURE DETAIL  
 SCHEDULE 6  
 FUND - COUNTY LIBRARY-1220

FUNCTION - EDUCATION

ACTIVITY - LIBRARY SERVICES

BUDGET UNIT - 7150 COUNTY LIBRARY

SUB OBJECT ACCOUNT	EXPENDITURE CLASSIFICATION	EXPENDITURES		APPROPRIATIONS	
		ACTUAL EXPENDITURES 1968-1969	ACTUAL EXPENDITURES 1969-1970	EXPENDITURE ESTIMATES RECOMMENDED 1970-1971	ADOPTED BY THE BOARD OF SUPERVISORS 1970-1971
<b>SALARIES AND EMPLOYEE BENEFITS</b>					
101	SALARIES AND WAGES - PERMANENT	\$ 448,139	\$ 518,305	\$ 708,665	\$ 708,665
102	SALARIES AND WAGES - NONPERMANENT	36,817	48,384	26,744	26,744
160	RETIREMENT - C.E.R.S.	38,171	43,209	57,990	57,990
165	RETIREMENT - C.A.S.D.I.	20,908	24,325	27,739	27,739
170	EMPLOYEE GROUP INSURANCE	5,643	7,294	10,600	10,600
175	EMPLOYEES COMP INSURANCE			1,339	1,339
	<b>TOTAL SALARIES AND EMPLOYEE BENEFITS</b>	<b>\$ 549,683</b>	<b>\$ 641,517</b>	<b>\$ 833,077</b>	<b>\$ 833,077</b>
<b>SERVICES AND SUPPLIES</b>					
215	COMMUNICATIONS	\$ 3,534	\$ 3,944	\$ 3,036	\$ 3,036
230	HOUSEHOLD EXPENSE	87,458	94,778	109,073	109,073
242	INSURANCE - INDIVIDUAL AND BLANKET BONDS	74	78	80	80
243	INSURANCE - WORKMANS COMPENSATION	978	210		
244	INSURANCE - COUNTY PROPERTY	517	364	364	364
245	INSURANCE - PUBLIC LIABILITY	1,036	1,916	1,916	1,916
280	MAINTENANCE - EQUIPMENT - AUTOMOTIVE	2,418	6,460	2,899	2,899
285	MAINTENANCE - EQUIPMENT - OFFICE & OTHER	1,443	2,980	700	700
290	MAINTENANCE - STRUCT, IMPROVE & GROUNDS	175	6,757	150	150
300	MEMBERSHIPS	5	33	25	25
305	MISCELLANEOUS EXPENSE	363	246	300	300
310	OFFICE EXPENSE	27,157	30,450	59,893	59,893
315	PROFESSIONAL AND SPECIALIZED SERVICES	56,000	58,827	76,300	76,300
325	RENT & LEASE - STRUCT, IMPROVE & GROUNDS	108,453	129,895	128,566	128,566
335	SMALL TOOLS AND INSTRUMENTS	218	42	150	150
340	SPECIAL DEPARTMENTAL EXPENSE	165,412	204,230	344,710	344,710
346	TRANSPORTATION & TRAVEL - TRAVEL EXPENSE	29	663	628	628
347	TRANSPORTATION & TRAVEL - EMPLOYEE AUTO	1,821	2,968	2,500	2,500
350	UTILITIES	28,945	31,590	34,300	34,300
	<b>TOTAL SERVICES AND SUPPLIES</b>	<b>\$ 485,836</b>	<b>\$ 576,434</b>	<b>\$ 765,590</b>	<b>\$ 765,590</b>
<b>OTHER CHARGES</b>					
462	JUDGMENTS	\$ 34	\$	\$ 10	\$ 10
467	TAXES AND ASSESSMENTS	1,970	1,175	1,000	1,000
	<b>TOTAL OTHER CHARGES</b>	<b>\$ 2,004</b>	<b>\$ 1,175</b>	<b>\$ 1,010</b>	<b>\$ 1,010</b>
<b>FIXED ASSETS</b>					
510	EQUIPMENT	\$ 12,813	\$ 13,064	\$ 12,545	\$ 12,545
<b>NC. QUAN. DESCRIPTION</b>					
1	LCT MINOR EQUIPMENT			\$ 5,282	\$ 5,282
2	1 MOVIE PROJECTOR			770	770
3	2 SOUND FILM PROJECTOR			660	660
4	2 RECORDER			354	354
5	1 DRY MOUNT PRESS			250	250
6	1 FILM READER			850	850
7	2 DESK, STEEL, TYPE			320	320
8	1 DESK, WOOD			140	140
9	4 TYPEWRITER, 13			928	928
10	1 TRUCK			2,700	2,700
11	1 SLIDE PROJECTOR			291	291
520	LAND	\$ 4,100	\$	\$	\$
	<b>TOTAL FIXED ASSETS</b>	<b>\$ 16,913</b>	<b>\$ 13,064</b>	<b>\$ 12,545</b>	<b>\$ 12,545</b>
<b>EXPENDITURE TRANSFERS AND REIMBURSEMENTS</b>					
600	CGSIS APPLIED	\$ 98CR	\$ 65CR	\$	\$
	<b>TOTAL EXPENDITURE TRANSFERS AND REIMBURSEMENTS</b>	<b>\$ 98CR</b>	<b>\$ 65CR</b>	<b>\$</b>	<b>\$</b>
	<b>TOTAL DEPARTMENT 7150</b>	<b>\$ 1,054,338</b>	<b>\$ 1,232,125</b>	<b>\$ 1,612,222</b>	<b>\$ 1,612,222</b>

COUNTY OF SAN DIEGO FINAL BUDGET  
 1970-1971  
 BUDGET UNIT EXPENDITURE DETAIL  
 SCHEDULE 5  
 FUND - GENERAL-1001

FUNCTION - EDUCATION

ACTIVITY - AGRICULTURAL EDUCATION

BUDGET UNIT - 7200 FARM ADVISOR

SUB OBJECT ACCOUNT	EXPENDITURE CLASSIFICATION	EXPENDITURES		APPROPRIATIONS	
		ACTUAL EXPENDITURES 1968-1969	ACTUAL EXPENDITURES 1969-1970	EXPENDITURE ESTIMATES RECOMMENDED 1970-1971	ADOPTED BY THE ECARD OF SUPERVISORS 1970-1971
<b>SALARIES AND EMPLOYEE BENEFITS</b>					
101	SALARIES AND WAGES - PERMANENT	\$ 51,763	\$ 55,299	\$ 59,275	\$ 59,275
102	SALARIES AND WAGES - NONPERMANENT			1,702	1,702
190	SALARY SAVINGS				915 <sup>CR</sup>
	<b>TOTAL SALARIES AND EMPLOYEE BENEFITS</b>	<b>\$ 51,763</b>	<b>\$ 55,299</b>	<b>\$ 60,977</b>	<b>\$ 60,062</b>
<b>SERVICES AND SUPPLIES</b>					
215	COMMUNICATIONS	\$ 2	\$ 2	\$	\$
285	MAINTENANCE - EQUIPMENT - OFFICE & OTHER	840	660	800	800
295	MEDICAL, DENTAL AND LABORATORY SUPPLIES	19	105	50	50
310	OFFICE EXPENSE	2,994	3,161	3,100	3,056
335	SMALL TOOLS AND INSTRUMENTS	165	61	75	75
340	SPECIAL DEPARTMENTAL EXPENSE	1,191	1,492	1,300	1,300
346	TRANSPORTATION & TRAVEL - TRAVEL EXPENSE	1,491	2,084	2,161	1,961
347	TRANSPORTATION & TRAVEL - EMPLOYEE AUTO		218	800	800
348	TRANSPORTATION & TRAVEL - OTHER	24	55	90	90
	<b>TOTAL SERVICES AND SUPPLIES</b>	<b>\$ 6,726</b>	<b>\$ 7,838</b>	<b>\$ 8,376</b>	<b>\$ 8,132</b>
<b>FIXED ASSETS</b>					
510	EQUIPMENT	\$ 1,533	\$ 801	\$ 1,690	\$ 1,690
<b>NO. QUAN. DESCRIPTION</b>					
1	LGT MINOR EQUIPMENT			\$ 410	\$ 410
2	3 DESK, STEEL, EXEC			420	420
3	2 DICTATING MACHINE			610	610
4	1 DICTATING MACHINE, PORTABLE			250	250
	<b>TOTAL FIXED ASSETS</b>	<b>\$ 1,533</b>	<b>\$ 801</b>	<b>\$ 1,690</b>	<b>\$ 1,690</b>
	<b>TOTAL DEPARTMENT 7200</b>	<b>\$ 60,022</b>	<b>\$ 63,938</b>	<b>\$ 71,043</b>	<b>\$ 69,884</b>

COUNTY OF SAN DIEGO FINAL BUDGET  
 1970-1971  
 BUDGET UNIT EXPENDITURE DETAIL  
 SCHEDULE 5  
 FUND - GENERAL-1001

FUNCTION - EDUCATION

ACTIVITY - OTHER EDUCATION

BUDGET UNIT - 7250 SPECIAL SCHOOLS

SUB OBJECT ACCOUNT	EXPENDITURE CLASSIFICATION	EXPENDITURES		APPROPRIATIONS	
		ACTUAL EXPENDITURES 1968-1969	ACTUAL EXPENDITURES 1969-1970	EXPENDITURE ESTIMATES RECOMMENDED 1970-1971	ADOPTED BY THE BOARD OF SUPERVISORS 1970-1971
SERVICES AND SUPPLIES					
340	SPECIAL DEPARTMENTAL EXPENSE	\$ 215,426	\$ 271,716	\$ 349,940	\$ 349,940
<b>TOTAL SERVICES AND SUPPLIES</b>		<b>\$ 215,426</b>	<b>\$ 271,716</b>	<b>\$ 349,940</b>	<b>\$ 349,940</b>
FIXED ASSETS					
510	EQUIPMENT	\$ 2,914	\$ 8,600	\$ 8,211	\$ 8,211
NO. QUAN. DESCRIPTION					
1	LOT MINOR EQUIPMENT - JUV HALL			\$ 611	\$ 611
2	1 SET-MAPS SET OF 8 - JUV HALL			166	166
3	1 TABLE WITH SEATS ATTACHED - JUV HALL			-0-	-0-
4	1 PROJECTOR, VIEW/SOUND - JUV HALL			275	275
5	LOT MINOR EQUIPMENT - HILLCREST			352	352
6	1 PHOTOCOPY MACHINE - HILLCREST			-0-	-0-
7	1 TUMBLER, VIBRATING - HILLCREST			-0-	-0-
8	1 MOVIE PROJECTOR 16MM - HILLCREST			-0-	-0-
9	LOT MINOR EQUIPMENT - SIERRA V.			422	422
10	1 CREDENZA ASSEMBLY - SIERRA V.			110	110
11	1 DINETTE SET WITH 8 CHAIRS - SIERRA V.			160	160
12	1 RUG 15 X 17 - SIERRA V.			-0-	-0-
13	1 OPAQUE PROJECTOR - SIERRA V.			-0-	-0-
14	1 WHEEL BALANCER - CAMPO			125	125
15	1 TIRE CHANGER AIR HYDRAULIC - CAMPO			455	455
16	1 DICTATING MACHINE - CAMPO			375	375
17	1 KILN, WITH TIMER - CAMPO			450	450
18	LOT MINOR EQUIPMENT - DAY CARE CENT			2,880	2,880
19	2 TAPE RECORDER - DAY CARE CENT			330	330
20	2 MOVIE PROJECTOR - DAY CARE CENT			1,300	1,300
21	2 DESK, TEACHER - DAY CARE CENT			200	200
<b>TOTAL FIXED ASSETS</b>		<b>\$ 2,914</b>	<b>\$ 8,600</b>	<b>\$ 8,211</b>	<b>\$ 8,211</b>
<b>TOTAL DEPARTMENT 7250</b>		<b>\$ 218,340</b>	<b>\$ 280,316</b>	<b>\$ 358,151</b>	<b>\$ 358,151</b>

COUNTY OF SAN DIEGO FINAL BUDGET  
 1970-1971  
 BUDGET UNIT EXPENDITURE DETAIL  
 SCHEDULE 5  
 FUND - GENERAL-1001

FUNCTION - RECREATION&CULTURAL SERV

ACTIVITY - RECREATION FACILITIES

BUDGET UNIT - 7300 DEPARTMENT OF PARKS AND RECREATION

SUB OBJECT ACCOUNT	EXPENDITURE CLASSIFICATION	EXPENDITURES		APPROPRIATIONS	
		ACTUAL EXPENDITURES 1968-1969	ACTUAL EXPENDITURES 1969-1970	EXPENDITURE ESTIMATES RECOMMENDED 1970-1971	ADOPTED BY THE BOARD OF SUPERVISORS 1970-1971
<b>SALARIES AND EMPLOYEE BENEFITS</b>					
101	SALARIES AND WAGES - PERMANENT	\$ 810,179	\$ 914,267	\$ 957,936	\$ 957,936
102	SALARIES AND WAGES - NONPERMANENT	62,696	55,785	67,290	67,290
190	SALARY SAVINGS				15,378CR
<b>TOTAL SALARIES AND EMPLOYEE BENEFITS</b>		<b>\$ 872,875</b>	<b>\$ 970,052</b>	<b>\$ 1,025,226</b>	<b>\$ 1,009,848</b>
<b>SERVICES AND SUPPLIES</b>					
205	AGRICULTURAL	\$ 1,650	\$ 2,120	\$ 2,325	\$ 2,325
210	CLOTHING AND PERSONAL SUPPLIES	1,187	945	1,000	1,000
215	COMMUNICATIONS	4,005	4,607	4,000	4,000
230	HOUSEHOLD EXPENSE	6,740	9,570	11,666	10,948
280	MAINTENANCE - EQUIPMENT - AUTOMOTIVE	543	533	450	450
285	MAINTENANCE - EQUIPMENT - OFFICE & OTHER	2,700	3,515	2,485	2,485
290	MAINTENANCE - STRUCT, IMPROVE & GROUNDS	83,277	26,056	27,515	27,515
291	MAINTENANCE - STRUCT, IMPROVE & GROUNDS		47,427	58,949	58,949
P01 PARK MANAGEMENT SERVICE				\$ 34,052	\$ 34,052
PC2 PARK MAINTENANCE SERVICE				23,472	23,472
P03 POOL AND GYM MAINTENANCE				1,000	1,000
PC4 LIFEGUARD FACILITY MAINTENANCE				425	425
295	MEDICAL, DENTAL AND LABORATORY SUPPLIES	635	391	420	420
300	MEMBERSHIPS	116	143	124	124
310	OFFICE EXPENSE	1,753	1,864	2,200	2,200
315	PROFESSIONAL AND SPECIALIZED SERVICES	4,034	3,460		
325	RENT & LEASE - STRUCT, IMPROVE & GROUNDS	23	53		
330	RENTS & LEASES - EQUIPMENT	473	304	500	500
335	SMALL TOOLS AND INSTRUMENTS	3,315	2,032	3,655	3,655
340	SPECIAL DEPARTMENTAL EXPENSE	2,855	2,391	28,000	28,000
346	TRANSPORTATION & TRAVEL - TRAVEL EXPENSE	1,006	1,608	1,300	1,300
347	TRANSPORTATION & TRAVEL - EMPLOYEE AUTO	548	934	550	550
348	TRANSPORTATION & TRAVEL - OTHER	16			
350	UTILITIES	45,590	51,597	51,000	51,000
<b>TOTAL SERVICES AND SUPPLIES</b>		<b>\$ 160,466</b>	<b>\$ 160,556</b>	<b>\$ 196,139</b>	<b>\$ 195,421</b>
<b>FIXED ASSETS</b>					
510	EQUIPMENT	\$ 22,375	\$ 19,430	\$ 11,535	\$ 11,535
<b>NO. QUAN. DESCRIPTION</b>					
1	LOT	MINOR EQUIPMENT		\$ 575	\$ 575
2	3	MOWER		2,530	2,530
3	2	EDGER		230	230
4	3	CHAIN SAW		790	790
5	1	CHIPPER		4,500	4,500
6	2	VACUUM SWEEPER		540	540
7	1	SEWER RODER		505	505
8	1	CONCRETE MIXER		-0-	-0-
9	1	METAL DETECTOR		270	270
10	1	ACCESSORY HOSE REEL		245	245
11	1	TRUCK HOIST		115	115
12	1	TAIL GATE LUADER		695	695
13	1	PORTABLE ELECTRIC SAW		155	155
14	1	SABER SAW		130	130
15	2	BENCH SHEAR		255	255
530	STRUCTURES AND IMPROVEMENTS		\$ 904	\$	\$
<b>TOTAL FIXED ASSETS</b>		<b>\$ 23,277</b>	<b>\$ 19,430</b>	<b>\$ 11,535</b>	<b>\$ 11,535</b>
<b>TOTAL DEPARTMENT 7300</b>		<b>\$ 1,056,618</b>	<b>\$ 1,150,038</b>	<b>\$ 1,232,900</b>	<b>\$ 1,216,804</b>

COUNTY OF SAN DIEGO FINAL BUDGET  
1970-1971  
BUDGET UNIT EXPENDITURE DETAIL  
SCHEDULE 6  
FUND - GENERAL FUND-1001

FUNCTION - REC & CULTURAL SERVICES

ACTIVITY - RECREATION FACILITIES

BUDGET UNIT - 7350 PARK DEVELOPMENT AND MAINTENANCE

SUB OBJECT ACCOUNT	EXPENDITURE CLASSIFICATION	EXPENDITURES		APPROPRIATIONS	
		ACTUAL EXPENDITURES 1968-1969	ACTUAL EXPENDITURES 1969-1970	EXPENDITURE ESTIMATES RECOMMENDED 1970-1971	ADOPTED BY THE BOARD OF SUPERVISORS 1970-1971
SERVICES AND SUPPLIES					
SERVICES AND SUPPLIES					
291 MAINTENANCE - STRUCT, IMPROVE & GROUNDS		\$	\$ 106,397	\$	\$
315 PROFESSIONAL AND SPECIALIZED SERVICES			123,365		
<b>TOTAL SERVICES AND SUPPLIES</b>		<b>\$</b>	<b>\$ 229,762</b>	<b>\$</b>	<b>\$</b>
FIXED ASSETS					
510 EQUIPMENT		\$	\$ 8,734	\$	\$
520 LAND		\$	371,410	\$	\$
530 STRUCTURES AND IMPROVEMENTS		\$	706,525	\$	\$
<b>TOTAL FIXED ASSETS</b>		<b>\$</b>	<b>\$ 1,086,669</b>	<b>\$</b>	<b>\$</b>
<b>TOTAL DEPARTMENT 7350</b>		<b>\$</b>	<b>\$ 1,316,431</b>	<b>\$</b>	<b>\$</b>

COUNTY OF SAN DIEGO FINAL BUDGET  
1970-1971  
BUDGET UNIT EXPENDITURE DETAIL  
SCHEDULE 6  
FUND - GENERAL-1001

FUNCTION - REC &amp; CULTURAL SERVICES

ACTIVITY - RECREATION FACILITIES

BUDGET UNIT - 7400 SAN DIEGO CITY-COUNTY CAMP COMMISSION, HEADQUARTERS &amp; FACILITIES

SUB OBJECT ACCOUNT	EXPENDITURE CLASSIFICATION	EXPENDITURES		APPROPRIATIONS	
		ACTUAL EXPENDITURES 1968-1969	ACTUAL EXPENDITURES 1969-1970	EXPENDITURE ESTIMATES RECOMMENDED 1970-1971	ADOPTED BY THE BOARD OF SUPERVISORS 1970-1971
SALARIES AND EMPLOYEE BENEFITS					
101	SALARIES AND WAGES - PERMANENT	\$ 29,107	\$ 39,201	\$ 47,037	\$ 47,037
102	SALARIES AND WAGES - NONPERMANENT	10,721	995	845	845
190	SALARY SAVINGS				718CR
	<b>TOTAL SALARIES AND EMPLOYEE BENEFITS</b>	<b>\$ 39,828</b>	<b>\$ 40,196</b>	<b>\$ 47,882</b>	<b>\$ 47,164</b>
SERVICES AND SUPPLIES					
245	INSURANCE - PUBLIC LIABILITY	\$ 46	\$ 82	\$ 76	\$ 76
285	MAINTENANCE - EQUIPMENT - OFFICE & OTHER	52	32	150	150
300	MEMBERSHIPS	30	110	110	110
310	OFFICE EXPENSE	1,215	1,155	1,700	1,700
315	PROFESSIONAL AND SPECIALIZED SERVICES	1,670	2,000	2,000	2,000
325	RENT & LEASE - STRUCT, IMPROVE & GROUNDS			161,100	161,100
340	SPECIAL DEPARTMENTAL EXPENSE		155	50	50
346	TRANSPORTATION & TRAVEL - TRAVEL EXPENSE	527	80	500	500
347	TRANSPORTATION & TRAVEL - EMPLOYEE AUTO			588	588
	<b>TOTAL SERVICES AND SUPPLIES</b>	<b>\$ 3,540</b>	<b>\$ 3,614</b>	<b>\$ 166,274</b>	<b>\$ 166,274</b>
FIXED ASSETS					
510	EQUIPMENT	\$	\$ 107	\$ 1,824	\$ 1,824
NO. QUAN. DESCRIPTION					
1	LOT MINOR EQUIPMENT			\$ 314	\$ 314
2	1 TYPEWRITER, ELECTRIC			-0-	-0-
3	1 DESK, WOOD, 60 X 34 IN EXEC, PLASTIC TOP			160	160
4	1 CALCULATOR, ELECTRIC			500	500
5	1 MOWER			850	850
	<b>TOTAL FIXED ASSETS</b>	<b>\$</b>	<b>\$ 107</b>	<b>\$ 1,824</b>	<b>\$ 1,824</b>
	<b>TOTAL DEPARTMENT 7400</b>	<b>\$ 43,368</b>	<b>\$ 43,917</b>	<b>\$ 215,980</b>	<b>\$ 215,262</b>



COUNTY OF SAN DIEGO FINAL BUDGET  
 1970-1971  
 BUDGET UNIT EXPENDITURE DETAIL  
 SCHEDULE 6  
 FUND - SCCCCC-CAMPING-1241

FUNCTION - REC AND CULTURAL SERV

ACTIVITY - RECREATION FACILITIES

BUDGET UNIT - 7410 SAN DIEGO CITY-COUNTY CAMP COMMISSION, CAMPING, CUYAMACA

SUB OBJECT ACCOUNT	EXPENDITURE CLASSIFICATION	EXPENDITURES		APPROPRIATIONS	
		ACTUAL EXPENDITURES 1968-1969	ACTUAL EXPENDITURES 1969-1970	EXPENDITURE ESTIMATES RECOMMENDED 1970-1971	ADOPTED BY THE BOARD OF SUPERVISORS 1970-1971
<b>SALARIES AND EMPLOYEE BENEFITS</b>					
101	SALARIES AND WAGES - PERMANENT	\$ 31,908	\$ 57,634	\$	\$
102	SALARIES AND WAGES - NONPERMANENT	12,707	18,840		
160	RETIREMENT - C.E.R.S.	2,817	4,793		
165	RETIREMENT - O.A.S.D.I.	2,374	3,496		
170	EMPLOYEE GROUP INSURANCE	528	1,079		
	<b>TOTAL SALARIES AND EMPLOYEE BENEFITS</b>	<b>\$ 50,332</b>	<b>\$ 85,842</b>	<b>\$</b>	<b>\$</b>
<b>SERVICES AND SUPPLIES</b>					
210	CLOTHING AND PERSONAL SUPPLIES	\$ 36	\$ 74	\$	\$
215	COMMUNICATIONS		338		
225	FOOD	29,815	44,556		
230	HOUSEHOLD EXPENSE	2,924	5,271		
243	INSURANCE - WORKMANS COMPENSATION	627	140		
244	INSURANCE - COUNTY PROPERTY	125	65		
245	INSURANCE - PUBLIC LIABILITY	64	148		
280	MAINTENANCE - EQUIPMENT - AUTOMOTIVE	1,533	2,660		
285	MAINTENANCE - EQUIPMENT - OFFICE & OTHER	8	121		
290	MAINTENANCE - STRUCT, IMPROVE & GROUNDS	9,504	19,543		
295	MEDICAL, DENTAL AND LABORATORY SUPPLIES	489	235		
310	OFFICE EXPENSE	134	192		
325	RENT & LEASE - STRUCT, IMPROVE & GROUNDS	231	1,158		
330	RENTS & LEASES - EQUIPMENT	87	118		
335	SMALL TOOLS AND INSTRUMENTS		105		
340	SPECIAL DEPARTMENTAL EXPENSE		340		
347	TRANSPORTATION & TRAVEL - EMPLOYEE AUTO	812	1,015		
350	UTILITIES	8,925	10,230		
	<b>TOTAL SERVICES AND SUPPLIES</b>	<b>\$ 55,314</b>	<b>\$ 86,313</b>	<b>\$</b>	<b>\$</b>
	<b>TOTAL DEPARTMENT 7410</b>	<b>\$ 105,646</b>	<b>\$ 172,155</b>	<b>\$</b>	<b>\$</b>

COUNTY OF SAN DIEGO FINAL BUDGET  
 1970-1971  
 BUDGET UNIT EXPENDITURE DETAIL  
 SCHEDULE 6  
 FUND - SDCCCC-CAMPING-1241

FUNCTION - REC AND CULTURAL SERV

ACTIVITY - RECREATION FACILITIES

BUDGET UNIT - 7415 SAN DIEGO CITY-COUNTY CAMP COMMISSION, CAMPING, PALOMAR

## EXPENDITURES

SUB OBJECT ACCOUNT	EXPENDITURE CLASSIFICATION	EXPENDITURES		APPROPRIATIONS	
		ACTUAL EXPENDITURES 1968-1969	ACTUAL EXPENDITURES 1969-1970	EXPENDITURE ESTIMATES RECOMMENDED 1970-1971	ADOPTED BY THE BOARD OF SUPERVISORS 1970-1971
<b>SALARIES AND EMPLOYEE BENEFITS</b>					
101	SALARIES AND WAGES - PERMANENT	\$ 41,439	\$ 55,955	\$	\$
102	SALARIES AND WAGES - NONPERMANENT	24,314	12,776		
160	RETIREMENT - C.E.R.S.	2,555	4,269		
165	RETIREMENT - O.A.S.D.I.	2,642	3,262		
170	EMPLOYEE GROUP INSURANCE	453	963		
	<b>TOTAL SALARIES AND EMPLOYEE BENEFITS</b>	<b>\$ 71,403</b>	<b>\$ 77,225</b>	<b>\$</b>	<b>\$</b>
<b>SERVICES AND SUPPLIES</b>					
205	AGRICULTURAL	\$ 13	\$	\$	\$
210	CLOTHING AND PERSONAL SUPPLIES	126	19		
215	COMMUNICATIONS	453	190		
225	FCCD	39,603	41,625		
230	HOUSEHOLD EXPENSE	5,211	4,771		
243	INSURANCE - WORKMANS COMPENSATION	385	127		
244	INSURANCE - COUNTY PROPERTY	125	65		
245	INSURANCE - PUBLIC LIABILITY	64	148		
280	MAINTENANCE - EQUIPMENT - AUTOMOTIVE	2,211	2,458		
285	MAINTENANCE - EQUIPMENT - OFFICE & OTHER	36	70		
290	MAINTENANCE - STRUCT, IMPROVE & GROUNDS	9,408	20,895		
295	MEDICAL, DENTAL AND LABORATORY SUPPLIES	505	404		
310	OFFICE EXPENSE	113	45		
325	RENT & LEASE - STRUCT, IMPROVE & GROUNDS	15	321		
330	RENTS & LEASES - EQUIPMENT	1,959	974		
335	SMALL TOOLS AND INSTRUMENTS	54	100		
340	SPECIAL DEPARTMENTAL EXPENSE	32	1,989		
347	TRANSPORTATION & TRAVEL - EMPLOYEE AUTO	405	1,119		
348	TRANSPORTATION & TRAVEL - OTHER	460			
350	UTILITIES	13,505	9,654		
	<b>TOTAL SERVICES AND SUPPLIES</b>	<b>\$ 74,683</b>	<b>\$ 84,978</b>	<b>\$</b>	<b>\$</b>
	<b>TOTAL DEPARTMENT 7415</b>	<b>\$ 146,086</b>	<b>\$ 162,203</b>	<b>\$</b>	<b>\$</b>

COUNTY OF SAN DIEGO FINAL BUDGET  
 1970-1971  
 BUDGET UNIT EXPENDITURE DETAIL  
 SCHEDULE 6  
 FUND - SECCCC-CAMPING-1241

FUNCTION - REC & CULTURAL SERVICES

ACTIVITY - RECREATION FACILITIES

BUDGET UNIT - 7420 SAN DIEGO CITY-COUNTY CAMP COMMISSION, CAMPING

SUB OBJECT ACCOUNT	EXPENDITURE CLASSIFICATION	EXPENDITURES		APPROPRIATIONS	
		ACTUAL EXPENDITURES 1968-1969	ACTUAL EXPENDITURES 1969-1970	EXPENDITURE ESTIMATES RECOMMENDED 1970-1971	ADOPTED BY THE BOARD OF SUPERVISORS 1970-1971
<b>SALARIES AND EMPLOYEE BENEFITS</b>					
101	SALARIES AND WAGES - PERMANENT	\$ 31,396	\$ 31,985	\$ 218,770	\$ 218,770
102	SALARIES AND WAGES - NONPERMANENT	2,804	1,739	30,029	30,029
160	RETIREMENT - C.E.R.S.	2,803	2,644	19,231	19,231
165	RETIREMENT - O.A.S.D.I.	1,927	1,607	9,033	9,033
170	EMPLOYEE GROUP INSURANCE	629	605	3,954	3,954
175	EMPLOYEES COMP INSURANCE		454		454
	<b>TOTAL SALARIES AND EMPLOYEE BENEFITS</b>	<b>\$ 39,559</b>	<b>\$ 38,580</b>	<b>\$ 281,471</b>	<b>\$ 281,471</b>
<b>SERVICES AND SUPPLIES</b>					
205	AGRICULTURAL			\$ 30	\$ 30
210	CLOTHING AND PERSONAL SUPPLIES	22		210	210
215	COMMUNICATIONS	124	121	1,200	1,200
225	FCOD	19,711	19,359	113,564	113,564
				\$ 46,631	\$ 46,631
				45,995	45,995
				20,938	20,938
230	HOUSEHOLD EXPENSE	2,274	1,837	11,000	11,000
243	INSURANCE - WORKMANS COMPENSATION	130	63		
244	INSURANCE - COUNTY PROPERTY	20	10	141	141
245	INSURANCE - PUBLIC LIABILITY	64	115	382	382
280	MAINTENANCE - EQUIPMENT - AUTOMOTIVE	981	577	7,500	7,500
285	MAINTENANCE - EQUIPMENT - OFFICE & OTHER			170	170
290	MAINTENANCE - STRUCT, IMPROVE & GROUNDS	5		16,800	16,800
295	MEDICAL, DENTAL AND LABORATORY SUPPLIES	157	266	1,000	1,000
310	OFFICE EXPENSE	188	69	400	400
325	RENT & LEASE - STRUCT, IMPROVE & GROUNDS			1,450	1,450
330	RENTS & LEASES - EQUIPMENT			800	800
335	SMALL TOOLS AND INSTRUMENTS			160	160
340	SPECIAL DEPARTMENTAL EXPENSE			650	650
347	TRANSPORTATION & TRAVEL - EMPLOYEE AUTO	380	519	1,400	1,400
348	TRANSPORTATION & TRAVEL - OTHER			1,500	1,500
350	UTILITIES	8,057	6,465	27,000	27,000
	<b>TOTAL SERVICES AND SUPPLIES</b>	<b>\$ 32,113</b>	<b>\$ 29,401</b>	<b>\$ 185,357</b>	<b>\$ 185,357</b>
	<b>TOTAL DEPARTMENT 7420</b>	<b>\$ 71,672</b>	<b>\$ 67,981</b>	<b>\$ 466,828</b>	<b>\$ 466,828</b>

COUNTY OF SAN DIEGO FINAL BUDGET  
 1970-1971  
 BUDGET UNIT EXPENDITURE DETAIL  
 SCHEDULE 6  
 FUND - GENERAL-1001

FUNCTION - RECREATION&CULTURAL SERV

ACTIVITY - RECREATION FACILITIES

BUDGET UNIT - 7440 SAN DIEGO CITY-COUNTY CAMP COMMISSION, CAMP FACILITIES

SUB OBJECT ACCOUNT	EXPENDITURE CLASSIFICATION	EXPENDITURES		APPROPRIATIONS	
		ACTUAL EXPENDITURES 1968-1969	ACTUAL EXPENDITURES 1969-1970	EXPENDITURE ESTIMATES RECOMMENDED 1970-1971	ADOPTED BY THE BOARD OF SUPERVISORS 1970-1971
SERVICES AND SUPPLIES					
SERVICES AND SUPPLIES					
325 RENT & LEASE - STRUCT, IMPROVE & GROUNDS		\$ 16,501	\$ 155,739	\$	\$
TOTAL SERVICES AND SUPPLIES		\$ 16,501	\$ 155,739	\$	\$
FIXED ASSETS					
510 EQUIPMENT		\$ 191	\$	\$	\$
TOTAL FIXED ASSETS		\$ 191	\$	\$	\$
TOTAL DEPARTMENT 7440		\$ 16,692	\$ 155,739	\$	\$

COUNTY OF SAN DIEGO FINAL BUDGET  
 1970-1971  
 BUDGET UNIT EXPENDITURE DETAIL  
 SCHEDULE 6  
 FUND - GENERAL-1001

FUNCTION - RECREATION&CULTURAL SERV  
 BUDGET UNIT - 7500 MUSEUMS AND ZOOS

ACTIVITY - CULTURAL SERVICES

SUB OBJECT ACCOUNT	EXPENDITURE CLASSIFICATION	EXPENDITURES		APPROPRIATIONS	
		ACTUAL EXPENDITURES 1968-1969	ACTUAL EXPENDITURES 1969-1970	EXPENDITURE ESTIMATES RECOMMENDED 1970-1971	ADOPTED BY THE BOARD OF SUPERVISORS 1970-1971
OTHER CHARGES					
453 CONTRIBUTIONS TO OTHER AGENCIES		\$ 111,700	\$ 115,000	\$ 120,000	\$ 114,911
PC1	SOCIETY OF NATURAL HISTORY			\$ 28,000	\$ 28,000
PC2	SAN DIEGO ZOOLOGICAL SOCIETY			12,500	12,500
PC3	HISTORICAL SHRINE FOUNDATION			8,900	8,900
PC4	MUSEUM OF MAN			18,000	18,000
PC5	FINE ARTS SOCIETY			19,000	19,000
PC6	SAN DIEGO HALL OF CHAMPIONS			5,400	5,400
PC7	SAN DIEGO AEROSPACE MUSEUM			10,476	10,476
PC8	INTER. AEROSPACE HALL OF FAME			3,635	3,635
PC9	SAN DIEGO HISTORICAL SOCIETY			9,000	9,000
PC10	MISCELLANEOUS			5,089	-0-
TOTAL OTHER CHARGES		\$ 111,700	\$ 115,000	\$ 120,000	\$ 114,911
TOTAL DEPARTMENT 7500		\$ 111,700	\$ 115,000	\$ 120,000	\$ 114,911

COUNTY OF SAN DIEGO FINAL BUDGET  
 1970-1971  
 BUDGET UNIT EXPENDITURE DETAIL  
 SCHEDULE 6  
 FUND - GENERAL-1001

FUNCTION - RECREATION&CULTURAL SERV

ACTIVITY - CULTURAL SERVICES

BUDGET UNIT - 7800 SAN DIEGO CITY-COUNTY BAND AND ORCHESTRA COMMISSION

SUB OBJECT ACCOUNT	EXPENDITURE CLASSIFICATION	EXPENDITURES		APPROPRIATIONS	
		ACTUAL EXPENDITURES 1968-1969	ACTUAL EXPENDITURES 1969-1970	EXPENDITURE ESTIMATES RECOMMENDED 1970-1971	ADOPTED BY THE BOARD OF SUPERVISORS 1970-1971
OTHER CHARGES					
453 CONTRIBUTIONS TO OTHER AGENCIES		\$ 17,000	\$ 17,000	\$	\$
TOTAL OTHER CHARGES		\$ 17,000	\$ 17,000	\$	\$
TOTAL DEPARTMENT 7800		\$ 17,000	\$ 17,000	\$	\$

COUNTY OF SAN DIEGO FINAL BUDGET  
 1970-1971  
 BUDGET UNIT EXPENDITURE DETAIL  
 SCHEDULE 6  
 FUND - CC DEBT SERVICE-1560

FUNCTION - DEBT SERVICE  
 BUDGET UNIT - 7950 DEBT SERVICE

ACTIVITY - BOND REDEMPTION & INT

SUB OBJECT ACCOUNT	EXPENDITURE CLASSIFICATION	EXPENDITURES		APPROPRIATIONS	
		ACTUAL EXPENDITURES 1968-1969	ACTUAL EXPENDITURES 1969-1970	EXPENDITURE ESTIMATES RECOMMENDED 1970-1971	ADOPTED BY THE BOARD OF SUPERVISORS 1970-1971
OTHER CHARGES					
455 BCND REDEMPTIONS		\$ 1,035,000	\$ 1,050,000	\$ 1,050,000	\$ 1,050,000
456 INTEREST ON BONDS		380,375	353,196	321,256	321,256
460 INTEREST ON NOTES AND WARRANTS			1,367,014	1,250,000	1,250,000
TOTAL OTHER CHARGES		\$ 1,415,376	\$ 2,770,210	\$ 2,621,256	\$ 2,621,256
TOTAL DEPARTMENT 7950		\$ 1,415,376	\$ 2,770,210	\$ 2,621,256	\$ 2,621,256

COUNTY OF SAN DIEGO FINAL BUDGET  
1970-1971  
BUDGET UNIT EXPENDITURE DETAIL  
SCHEDULE 6  
FUND - GENERAL-1001

FUNCTION - PUBLIC SERVICE ENTERPRISE

ACTIVITY - AIRPORTS

BUDGET UNIT - 8000 OFFICE OF PROPERTY MANAGEMENT AND AVIATION, GILLESPIE

SUB OBJECT ACCOUNT	EXPENDITURE CLASSIFICATION	EXPENDITURES		APPROPRIATIONS	
		ACTUAL EXPENDITURES 1968-1969	ACTUAL EXPENDITURES 1969-1970	EXPENDITURE ESTIMATES RECOMMENDED 1970-1971	ADOPTED BY THE BOARD OF SUPERVISORS 1970-1971
SALARIES AND EMPLOYEE BENEFITS					
101	SALARIES AND WAGES - PERMANENT	\$ 104,597	\$ 89,571	\$	\$
102	SALARIES AND WAGES - NONPERMANENT	9,646	6,585		
160	RETIREMENT - C.E.R.S.		4,554		
165	RETIREMENT - O.A.S.D.I.		3,123		
170	EMPLOYEE GROUP INSURANCE		829		
	<b>TOTAL SALARIES AND EMPLOYEE BENEFITS</b>	<b>\$ 114,243</b>	<b>\$ 104,662</b>	<b>\$</b>	<b>\$</b>
SERVICES AND SUPPLIES					
215	COMMUNICATIONS	\$ 1,811	\$ 966	\$	\$
230	HOUSEHOLD EXPENSE	14			
280	MAINTENANCE - EQUIPMENT - AUTOMOTIVE	2			
285	MAINTENANCE - EQUIPMENT - OFFICE & OTHER	18			
290	MAINTENANCE - STRUCT, IMPROVE & GROUNDS	111,792	68,296		
291	MAINTENANCE - STRUCT, IMPROVE & GROUNDS	10,496	4,622		
300	MEMBERSHIPS	30	1,515		
310	OFFICE EXPENSE	526	289		
315	PROFESSIONAL AND SPECIALIZED SERVICES	12,057	13,359		
330	RENTS & LEASES - EQUIPMENT	59			
340	SPECIAL DEPARTMENTAL EXPENSE	788	85		
346	TRANSPORTATION & TRAVEL - TRAVEL EXPENSE	278	1,894		
347	TRANSPORTATION & TRAVEL - EMPLOYEE AUTO		64		
348	TRANSPORTATION & TRAVEL - OTHER	702	125		
350	UTILITIES	20,033	19,419		
	<b>TOTAL SERVICES AND SUPPLIES</b>	<b>\$ 158,608</b>	<b>\$ 110,654</b>	<b>\$</b>	<b>\$</b>
FIXED ASSETS					
510	EQUIPMENT	\$ 5,347	\$ 1,252	\$	\$
530	STRUCTURES AND IMPROVEMENTS	194,732	1,337		
	<b>TOTAL FIXED ASSETS</b>	<b>\$ 200,079</b>	<b>\$ 2,590</b>	<b>\$</b>	<b>\$</b>
EXPENDITURE TRANSFERS AND REIMBURSEMENTS					
600	COSTS APPLIED	\$ 10,029CR	\$	\$	\$
	<b>TOTAL EXPENDITURE TRANSFERS AND REIMBURSEMENTS</b>	<b>\$ 10,029CR</b>	<b>\$</b>	<b>\$</b>	<b>\$</b>
	<b>TOTAL DEPARTMENT 8000</b>	<b>\$ 462,901</b>	<b>\$ 217,906</b>	<b>\$</b>	<b>\$</b>



COUNTY OF SAN DIEGO FINAL BUDGET  
 1970-1971  
 BUDGET UNIT EXPENDITURE DETAIL  
 SCHEDULE 6  
 FUND - GENERAL-1001

FUNCTION - PUBLIC SERVICE ENTERPRISE

ACTIVITY - AIRPORTS

BUDGET UNIT - 8010 OFFICE OF PROPERTY MANAGEMENT AND AVIATION, PALOMAR

SUB OBJECT ACCOUNT	EXPENDITURE CLASSIFICATION	EXPENDITURES		APPROPRIATIONS	
		ACTUAL EXPENDITURES 1968-1969	ACTUAL EXPENDITURES 1969-1970	EXPENDITURE ESTIMATES RECOMMENDED 1970-1971	ADOPTED BY THE BOARD OF SUPERVISORS 1970-1971
<b>SALARIES AND EMPLOYEE BENEFITS</b>					
101	SALARIES AND WAGES - PERMANENT	\$	\$ 24,835	\$	\$
102	SALARIES AND WAGES - NONPERMANENT		2,800		
	<b>TOTAL SALARIES AND EMPLOYEE BENEFITS</b>	\$	\$ 27,639	\$	\$
<b>SERVICES AND SUPPLIES</b>					
215	COMMUNICATIONS	\$	\$ 1,152	\$	\$
230	HOUSEHOLD EXPENSE		37		
290	MAINTENANCE - STRUCT, IMPROVE & GROUNDS		36,068		
291	MAINTENANCE - STRUCT, IMPROVE & GROUNDS		22,454		
300	MEMBERSHIPS		17		
310	OFFICE EXPENSE		279		
315	PROFESSIONAL AND SPECIALIZED SERVICES		4,536		
340	SPECIAL DEPARTMENTAL EXPENSE		252		
346	TRANSPORTATION & TRAVEL - TRAVEL EXPENSE		887		
348	TRANSPORTATION & TRAVEL - OTHER		181		
350	UTILITIES		2,334		
	<b>TOTAL SERVICES AND SUPPLIES</b>	\$	\$ 68,197	\$	\$
<b>FIXED ASSETS</b>					
530	STRUCTURES AND IMPROVEMENTS	\$	\$ 4,673	\$	\$
	<b>TOTAL FIXED ASSETS</b>	\$	\$ 4,673	\$	\$
	<b>TOTAL DEPARTMENT 8010</b>	\$	\$ 100,509	\$	\$

COUNTY OF SAN DIEGO FINAL BUDGET  
 1970-1971  
 BUDGET UNIT EXPENDITURE DETAIL  
 SCHEDULE 6  
 FUND - GENERAL-1001

ACTIVITY - AIRPORTS

FUNCTION - PUBLIC SERVICE ENTERPRISE  
 BUDGET UNIT - 8020 OFFICE OF PROPERTY MANAGEMENT AND AVIATION, OTHER

SUB OBJECT ACCOUNT	EXPENDITURE CLASSIFICATION	EXPENDITURES		EXPENDITURE	APPROPRIATIONS
		ACTUAL EXPENDITURES 1968-1969	ACTUAL EXPENDITURES 1969-1970	ESTIMATES RECOMMENDED 1970-1971	ADOPTED BY THE BOARD OF SUPERVISORS 1970-1971
SERVICES AND SUPPLIES					
SERVICES AND SUPPLIES					
290 MAINTENANCE - STRUCT, IMPROVE & GROUNDS		\$	\$ 47,211	\$	\$
315 PROFESSIONAL AND SPECIALIZED SERVICES			2,961		
350 UTILITIES			1,247		
<b>TOTAL SERVICES AND SUPPLIES</b>		\$	\$ 51,419	\$	\$
FIXED ASSETS					
530 STRUCTURES AND IMPROVEMENTS		\$	\$ 116,295	\$	\$
<b>TOTAL FIXED ASSETS</b>		\$	\$ 116,295	\$	\$
EXPENDITURE TRANSFERS AND REIMBURSEMENTS					
600 COSTS APPLIED		\$	\$ 112,444CR	\$	\$
<b>TOTAL EXPENDITURE TRANSFERS AND REIMBURSEMENTS</b>		\$	\$ 112,444CR	\$	\$
<b>TOTAL DEPARTMENT 8020</b>		\$	\$ 55,270	\$	\$

COUNTY OF SAN DIEGO FINAL BUDGET  
1970-1971  
BUDGET UNIT EXPENDITURE DETAIL  
SCHEDULE 6  
FUND - SPECIAL AVIATION-1280

FUNCTION - PUBLIC SERVICES

ACTIVITY - AIRPORTS

BUDGET UNIT - 8050 PUBLIC WORKS AGENCY, SPECIAL AVIATION FUND

SUB OBJECT ACCOUNT	EXPENDITURE CLASSIFICATION	EXPENDITURES		APPROPRIATIONS	
		ACTUAL EXPENDITURES 1968-1969	ACTUAL EXPENDITURES 1969-1970	EXPENDITURE ESTIMATES RECOMMENDED 1970-1971	ADOPTED BY THE BOARD OF SUPERVISORS 1970-1971
SERVICES AND SUPPLIES					
290 MAINTENANCE - STRUCT, IMPROVE & GROUNDS		\$ 10,000	\$ 112,444	\$ 97,460	\$ 97,460
TOTAL SERVICES AND SUPPLIES		\$ 10,000	\$ 112,444	\$ 97,460	\$ 97,460
EXPENDITURE TRANSFERS AND REIMBURSEMENTS					
600 CCSTS APPLIED		\$ 17,500CR	\$ 39,432CR	\$ 17,500CR	\$ 17,500CR
TOTAL EXPENDITURE TRANSFERS AND REIMBURSEMENTS		\$ 17,500CR	\$ 39,432CR	\$ 17,500CR	\$ 17,500CR
TOTAL DEPARTMENT 8050		\$ 7,500CR	\$ 73,012	\$ 79,960	\$ 79,960

COUNTY OF SAN DIEGO FINAL BUDGET  
 1970-1971  
 BUDGET UNIT EXPENDITURE DETAIL  
 SCHEDULE 6  
 FUND - GENERAL-1001

FUNCTION - CONTINGENCIES  
 BUDGET UNIT - 9300 GENERAL FUND

ACTIVITY - OTHER GENERAL

SUB OBJECT ACCOUNT	EXPENDITURE CLASSIFICATION	EXPENDITURES		APPROPRIATIONS	
		ACTUAL EXPENDITURES 1968-1969	ACTUAL EXPENDITURES 1969-1970	EXPENDITURE ESTIMATES RECOMMENDED 1970-1971	ADOPTED BY THE BOARD OF SUPERVISORS 1970-1971
CONTINGENCIES					
705 CONTINGENCY		\$	\$	\$ 200,000	\$ 675,000
<b>TOTAL CONTINGENCIES</b>		\$	\$	\$ 200,000	\$ 675,000
<b>TOTAL DEPARTMENT 9300</b>		\$	\$	\$ 200,000	\$ 675,000

COUNTY OF SAN DIEGO FINAL BUDGET  
 1970-1971  
 BUDGET UNIT EXPENDITURE DETAIL  
 SCHEDULE 6  
 FUND - FISH & GAME-1210

FUNCTION - CONTINGENCIES

BUDGET UNIT - 9301 FISH AND GAME FUND

ACTIVITY - OTHER GENERAL

SUB OBJECT ACCOUNT	EXPENDITURE CLASSIFICATION	EXPENDITURES		APPROPRIATIONS	
		ACTUAL EXPENDITURES 1968-1969	ACTUAL EXPENDITURES 1969-1970	EXPENDITURE ESTIMATES RECOMMENDED 1970-1971	ADOPTED BY THE BOARD OF SUPERVISORS 1970-1971
CONTINGENCIES					
705 CONTINGENCY		\$	\$	\$ 1,016	\$ 1,016
<b>TOTAL CONTINGENCIES</b>		\$	\$	\$ 1,016	\$ 1,016
<b>TOTAL DEPARTMENT 9301</b>		\$	\$	\$ 1,016	\$ 1,016

COUNTY OF SAN DIEGO FINAL BUDGET  
 1970-1971  
 BUDGET UNIT EXPENDITURE DETAIL  
 SCHEDULE 6  
 FUND - COUNTY LIBRARY-1220

ACTIVITY - OTHER GENERAL

FUNCTION - CONTINGENCIES  
 BUDGET UNIT - 9302 COUNTY LIBRARY FUND

SUB OBJECT ACCOUNT	EXPENDITURE CLASSIFICATION	EXPENDITURES		APPROPRIATIONS	
		ACTUAL EXPENDITURES 1968-1969	ACTUAL EXPENDITURES 1969-1970	EXPENDITURE ESTIMATES RECOMMENDED 1970-1971	ADOPTED BY THE BOARD OF SUPERVISORS 1970-1971
CONTINGENCIES					
705 CONTINGENCY		\$	\$	\$ 1,967	\$ 1,967
TOTAL CONTINGENCIES		\$	\$	\$ 1,967	\$ 1,967
TOTAL DEPARTMENT 9302		\$	\$	\$ 1,967	\$ 1,967

COUNTY OF SAN DIEGO FINAL BUDGET  
 1970-1971  
 BUDGET UNIT EXPENDITURE DETAIL  
 SCHEDULE 6  
 FUND - CCCC CAMPING-1241

FUNCTION - CONTINGENCIES

ACTIVITY - OTHER GENERAL

BUDGET UNIT - 9303 CITY-COUNTY CAMP COMMISSION CAMPING FUND

SUB OBJECT ACCOUNT	EXPENDITURE CLASSIFICATION	EXPENDITURES		APPROPRIATIONS	
		ACTUAL EXPENDITURES 1968-1969	ACTUAL EXPENDITURES 1969-1970	EXPENDITURE ESTIMATES RECOMMENDED 1970-1971	ADOPTED BY THE BOARD OF SUPERVISORS 1970-1971
CONTINGENCIES					
7CS CONTINGENCY		\$	\$	\$ 30,304	\$ 30,304
TOTAL CONTINGENCIES		\$	\$	\$ 30,304	\$ 30,304
TOTAL DEPARTMENT 9303		\$	\$	\$ 30,304	\$ 30,304

COUNTY OF SAN DIEGO FINAL BUDGET  
1970-1971  
DETAIL OF PROVISIONS FOR RESERVES  
(WITH SUPPLEMENTAL DATA AFFECTING RESERVE TOTALS)  
SCHEDULE 7

DESCRIPTION-PURPOSE	RESERVE BALANCE AS OF JUNE 30, 1970	DECREASES BY CANCELLATION MADE AVAILABLE FOR FINANCING		INCREASES OR NEW RESERVES TO BE PROVIDED IN BUDGET YEAR		TOTAL RESERVE FOR BUDGET YEAR	FUND
		RECOMMENDED	ADOPTED BY THE BOARD OF SUPERVISORS	RECOMMENDED	ADOPTED BY THE BOARD OF SUPERVISORS		
RESERVE FOR LONG TERM DEPOSIT	\$ 160,450	\$	\$	\$	\$	\$ 160,450	GENERAL
RESERVE FOR INVENTORIES	1,030,303					1,030,303	GENERAL
RESERVE FOR NOTES RECEIVABLE	457,425					457,425	GENERAL
RESERVE FOR DUE FROM OTHER FUNDS - LOANS	31,231					31,231	GENERAL
RESERVE FOR LONG TERM DEPOSITS	1,032,468					1,032,468	ROAD
RESERVE FOR ACCOUNTS RECEIVABLE	5,862					5,862	ROAD
RESERVE FOR ACCOUNTS RECEIVABLE	1,107					1,107	GENERAL
RESERVE FOR LONG TERM DEPOSITS	4,900					4,900	FISH & GAME
RESERVE FOR LONG TERM DEPOSITS	14					14	COUNTY LIBRARY
RESERVE FOR INVENTORIES	7,044					7,044	COUNTY LIBRARY
RESERVE FOR INVENTORIES	77,585					77,585	ROAD
GENERAL RESERVE	23,625	4,725	4,725			18,900	DEBT SERVICE
TOTAL COUNTY FUNDS	\$ 2,832,014	\$ 4,725	\$ 4,725	\$	\$	\$ 2,827,289	



COUNTY OF SAN DIEGO FINAL BUDGET  
1970-1971  
STATUS OF EXPENDITURES FROM BOND (CONSTRUCTION) FUNDS  
SPECIAL INFORMATION STATEMENT  
SCHEDULE 8

DESCRIPTION ISSUE-FUND-PROJECT IDENTIFICATION	AMOUNT OF BONDS AUTHORIZED	AMOUNT OF BONDS SOLD TO DATE	TOTAL ACTUAL OR ESTIMATED PROJECT COST	TOTAL EXPENDITURES AS OF 6-30-70	
				FROM BOND PROCEEDS	FROM OTHER SOURCES

THERE WERE NO TRANSACTIONS TO BE REPORTED DURING THE PERIOD JULY 1, 1969 TO JUNE 30, 1970.

COUNTY OF SAN DIEGO FINAL BUDGET  
1970-1971  
OPERATIONS OF WORKING CAPITAL FUND  
SPECIAL INFORMATION STATEMENT  
SCHEDULE 9

THE FOLLOWING WORKING CAPITAL AND REVOLVING FUND BUDGETS ARE FOR INFORMATIONAL PURPOSES. THESE FUNDS ARE ESTABLISHED TO ACCOUNT FOR SERVICES RENDERED TO OTHER DEPARTMENTS OF THE COUNTY AND THEIR OPERATIONS ARE FINANCED BY CHARGES MADE FOR SERVICES RENDERED BY EACH FUND. ALL COSTS FOR PROVIDING THE SERVICES ARE RECOVERED BY CHARGES TO THE FUND AND DEPARTMENT BENEFITING FROM THE SERVICES OR SUPPLIES RECEIVED.

OPERATING DETAILS	ACTUAL 1968-69	ACTUAL/ESTIMATED 1969-70	PROPOSED ESTIMATES 1970-71	APPROVED ESTIMATES 1970-71
FUNCTION - GENERAL				
SERVICE ACTIVITY - COMMUNICATIONS				
FUND - PUBLIC WORKS AGENCY-1910				
INCOME				
TRANSFERS FROM OTHER FUNDS	\$	\$	\$ 1,022,907	\$ 1,022,907
EXPENSES				
COST OF INVENTORIED MATERIALS AND SUPPLIES USED			\$ 1,022,907	\$ 1,022,907
TOTAL EXPENSES			\$ 1,022,907	\$ 1,022,907
EXCESS INCOME OVER (UNDER) EXPENSES				
FUNCTION - PUBLIC ASSISTANCE				
SERVICE ACTIVITY - HOSPITAL CARE				
FUND - EDGEMOOR GERIATRIC HOSPITAL				
WORKING CAPITAL-1912				
INCOME				
CHARGES FOR SERVICES	\$ 4,354	\$ 7,903	\$ 8,036	\$ 8,036
EXPENSES				
COST OF INVENTORIES MATERIALS AND SUPPLIES	\$ 3,835	\$ 7,201	\$ 7,322	\$ 7,322
GENERAL OPERATING EXPENSES	386	372	377	377
TOTAL EXPENSES	\$ 4,221	\$ 7,573	\$ 7,699	\$ 7,699
EXCESS INCOME OVER (UNDER) EXPENSES	\$ 133	\$ 330	\$ 337	\$ 337
FUNCTION - PUBLIC PROTECTION				
SERVICE ACTIVITY - DETENTION AND CORRECTION				
FUND - JAIL STORES WORKING CAPITAL-1915				
INCOME				
CHARGES FOR SERVICES	\$ 110,693	\$ 126,727	\$ 172,000	\$ 172,000
EXPENSES				
COST OF INVENTORIES MATERIALS AND SUPPLIES USED				
INVENTORY-BEGINNING OF YEAR	\$ 3,736	\$ 2,867	\$ 8,000	\$ 8,000
PLUS: PURCHASES DURING YEAR	83,909	94,495	121,000	121,000
TOTAL AVAILABLE	\$ 87,645	\$ 97,362	\$ 129,000	\$ 129,000
LESS: INVENTORY-END OF YEAR	2,867	7,276	8,000	8,000
TOTAL	\$ 84,778	\$ 90,086	\$ 121,000	\$ 121,000
GENERAL OPERATING EXPENSE	\$ 5,402	\$ 16,414	\$ 28,000	\$ 28,000
TOTAL EXPENSES	\$ 90,180	\$ 106,500	\$ 149,000	\$ 149,000
EXCESS INCOME OVER (UNDER) EXPENSES	\$ 20,513	\$ 20,227	\$ 23,000	\$ 23,000
FIXED ASSETS EXPENDITURES				
EQUIPMENT	\$	\$	\$ 2,500	\$ 2,500
TOTAL FIXED ASSETS	\$	\$	\$ 2,500	\$ 2,500

COUNTY OF SAN DIEGO FINAL BUDGET  
1970-1971  
OPERATIONS OF WORKING CAPITAL FUND  
SPECIAL INFORMATION STATEMENT  
SCHEDULE 9

OPERATING DETAILS	ACTUAL 1968-69	ACTUAL/ESTIMATED 1969-70	PROPOSED ESTIMATES 1970-71	APPROVED ESTIMATES 1970-71
FUNCTION - GENERAL				
SERVICE ACTIVITY - FINANCE				
FUND - PURCHASING REVOLVING-1921				
INCOME				
CHARGES FOR SERVICES	\$ 1,557,206	\$ 1,770,564	\$ 1,700,000	\$ 1,700,000
EXPENSES				
COST OF INVENTORIED MATERIALS AND SUPPLIES USED	\$ 1,555,393	\$ 1,770,780	\$ 1,700,000	\$ 1,700,000
TOTAL EXPENSES	\$ 1,555,393	\$ 1,770,780	\$ 1,700,000	\$ 1,700,000
EXCESS INCOME OVER (UNDER) EXPENSES	\$ 1,813	\$ (216)	\$	\$
FUNCTION - PUBLIC PROTECTION				
SERVICE ACTIVITY - DETENTION AND CORRECTION				
FUND - COUNTY HONOR CAMPS WORKING CAPITAL-1931				
INCOME				
CHARGES FOR SERVICES	\$ 36,711	\$ 35,467	\$ 33,000	\$ 33,000
EXPENSES				
COST OF INVENTORIED MATERIALS AND SUPPLIES USED	\$ 34,128	\$ 31,904	\$ 31,000	\$ 31,000
GENERAL OPERATING EXPENSES	1,540	1,630	1,500	1,500
TOTAL EXPENSES	\$ 35,668	\$ 33,534	\$ 32,500	\$ 32,500
EXCESS INCOME OVER (UNDER) EXPENSES	\$ 1,043	\$ 1,933	\$ 500	\$ 500
FUNCTION - ROAD				
SERVICE ACTIVITY - CONSTRUCTION & MAINTENANCE				
FUND - ROAD DEPARTMENT WORKING CAPITAL-1940				
INCOME				
CHARGES FOR SERVICES	\$ 1,055,581	\$ 1,042,352	\$ 1,216,410	\$ 1,216,410
TRANSFERS FROM OTHER FUNDS			96,750	96,750
MISCELLANEOUS REVENUE	216,628	124,483	34,875	34,875
TOTAL INCOME	\$ 1,272,209	\$ 1,166,835	\$ 1,348,035	\$ 1,348,035
EXPENSES				
MAINTENANCE OF EQUIPMENT	\$ 1,145,734	\$ 911,185	\$ 947,985	\$ 947,985
TOTAL EXPENSES	\$ 1,145,734	\$ 911,185	\$ 947,985	\$ 947,985
EXCESS INCOME OVER (UNDER) EXPENSES	\$ 126,475	\$ 255,650	\$ 400,050	\$ 400,050
FIXED ASSETS EXPENDITURES				
EQUIPMENT	\$ 342,399	\$ 462,845	\$ 400,050	\$ 400,050
TOTAL FIXED ASSETS	\$ 342,399	\$ 462,845	\$ 400,050	\$ 400,050
FUNCTION - PUBLIC PROTECTION				
SERVICE ACTIVITY - DETENTION AND CORRECTION				
FUND - RANCHO DEL CAMPO WORKING CAPITAL-1962				
INCOME				
CHARGES FOR SERVICES	\$ 2,822	\$ 2,875	\$ 2,880	\$ 2,880
COST OF INVENTORIES MATERIALS AND SUPPLIES USED	\$ 2,205	\$ 2,213	\$ 2,095	\$ 2,095
TOTAL EXPENSES	\$ 2,205	\$ 2,213	\$ 2,095	\$ 2,095
EXCESS INCOME OVER (UNDER) EXPENSES	\$ 617	\$ 662	\$ 785	\$ 785

COUNTY OF SAN DIEGO FINAL BUDGET  
 1970-1971  
 SUMMARY OF SPECIAL DISTRICT BUDGETS  
 GOVERNED THROUGH BOARD OF SUPERVISORS  
 SCHEDULE 11

FUND	APPROPRIATIONS		PROVISIONS FOR RESERVES (INCREASES OR NEW RESERVES)	TOTAL REQUIREMENTS
	EXPENDITURES	CONTINGENCIES		
LIGHTING DISTRICTS				
BLACKTON HIGHWAY LIGHTING DISTRICT	\$ 796	\$ 75	\$	\$ 871
CARDIFF PUBLIC HIGHWAY LIGHTING DISTRICT	19,966	1,681	910	22,557
CHANNEY TEMPORARY ZONE	230			230
ROBERTS TEMPORARY ZONE	130			130
EDEN GARDENS LIGHTING DISTRICT	874	82		956
ENCINITAS LIGHTING DISTRICT	136	13		149
FALLBROOK HIGHWAY LIGHTING DISTRICT	8,834	837	21	9,692
HARBORSIDE LIGHTING DISTRICT	3,366	317	184	3,867
TAYLOR TEMPORARY ZONE	690			690
JULIAN PUBLIC HIGHWAY LIGHTING DISTRICT	634	60		694
LAKESIDE PUBLIC HIGHWAY LIGHTING DISTRICT	12,291	1,159	42	13,492
LEMON GROVE LIGHTING DISTRICT	22,374	2,110	3,145	27,629
MC REYNOLD TEMPORARY ZONE	406			406
FORESTER TEMPORARY ZONE	520			520
BLANCHARD TEMPORARY ZONE	1,360			1,360
SCHOONOVER TEMPORARY ZONE	350			350
SALAS TEMPORARY ZONE	200			200
LARKIN TEMPORARY ZONE	2,400			2,400
BURRIS TEMPORARY ZONE	320			320
ZILKER TEMPORARY ZONE	375			375
DURSON TEMPORARY ZONE	350			350
POWAY LIGHTING DISTRICT	2,756	260	304	3,320
DISON TEMPORARY ZONE	1,000			1,000
RAMONA PUBLIC HIGHWAY LIGHTING DISTRICT	4,907	463		5,370
REXFORD LIGHTING DISTRICT	2,095	198	87	2,380
GREANEY TEMPORARY ZONE	336			336
SOLANA BEACH PUBLIC HIGHWAY LIGHTING DISTRICT	9,816	930	30	10,776
SPRING VALLEY LIGHTING DISTRICT	19,638	1,853	2,085	23,576
BRAY TEMPORARY ZONE	470			470
POTTER TEMPORARY ZONE	800			800
WALSH TEMPORARY ZONE	1,750			1,750
FRANKE TEMPORARY ZONE	600			600
TILBERG TEMPORARY ZONE	150			150
SITES TEMPORARY ZONE	300			300
ROBINSON TEMPORARY ZONE	150			150
NORRIS TEMPORARY ZONE	250			250
MCELROY TEMPORARY ZONE	200			200
STONEBREAKER TEMPORARY ZONE	350			350
WAGNER TEMPORARY ZONE				
SYCAMORE HILLS LIGHTING DISTRICT	18,811	1,775	114	20,700
VISTA LA MESA PUBLIC HIGHWAY LIGHTING DISTRICT	2,176	205	17	2,398
TOTAL LIGHTING DISTRICTS	\$ 143,517	\$ 12,018	\$ 6,939	\$ 162,474

COUNTY OF SAN DIEGO FINAL BUDGET  
 1970-1971  
 SUMMARY OF SPECIAL DISTRICT BUDGETS  
 GOVERNED THROUGH BOARD OF SUPERVISORS  
 SCHEDULE 11

MEANS OF FINANCING

AVAILABLE FINANCING	TOTAL	CURRENT PROPERTY TAX TO UNSECURED	BALANCE BUDGET SECURED	TAX RATE ON SECURED ROLL (ACTUAL)
\$ 188	\$ 683	\$ 515	\$ 683	.250
3,569	18,988		18,473	.213
	230		230	.098
	130		130	.193
299	657	17	640	.139
17	132		132	.080
2,662	7,030	513	6,517	.133
1,004	2,863	49	2,814	.167
	690		690	.252
194	500	29	471	.118
2,679	10,813	1,019	9,794	.193
4,048	23,581	146	23,435	.213
	406		406	.157
	520		520	.267
	1,360		1,360	.246
	350		350	.182
	200		200	.297
	2,400		2,400	.228
	320		320	.187
	375		375	.144
	350		350	.204
716	2,604	1	2,603	.196
	1,000		1,000	.225
1,075	4,295	331	3,964	.171
285	2,095	3	2,092	.317
	336		336	.348
2,743	8,033	1,183	6,850	.084
6,694	16,882	41	16,841	.209
	470		470	.377
	800		800	.398
	1,750		1,750	.192
	600		600	.356
	150		150	.276
	300		300	.267
	150		150	.133
	250		250	.213
	200		200	.196
	350		350	.166
	360		360	.164
3,914	16,786	202	16,584	.179
612	1,786	63	1,723	.092
\$ 30,699	\$ 131,775	\$ 4,112	\$ 127,663	

COUNTY OF SAN DIEGO FINAL BUDGET  
1970-1971  
SUMMARY OF SPECIAL DISTRICT BUDGETS  
GOVERNED THROUGH BOARD OF SUPERVISORS  
SCHEDULE 11

FUND	APPROPRIATIONS		REQUIREMENTS	
	EXPENDITURES	CONTINGENCIES	PROVISIONS FOR RESERVES (INCREASES OR NEW RESERVES)	TOTAL REQUIREMENTS
<b>LIGHTING MAINTENANCE DISTRICTS</b>				
BROOKSIDE LIGHTING MAINTENANCE DISTRICT	\$ 3,585	\$ 338		\$ 3,923
CARLTON OAKS LIGHTING MAINTENANCE DISTRICT	400	37		437
DONALD WAY LIGHTING MAINTENANCE DISTRICT	136	13	29	178
ENCINITAS LIGHTING MAINTENANCE DISTRICT NO. 1	5,938	499	18	6,455
JACUMBA LIGHTING MAINTENANCE DISTRICT	1,130	60		1,190
LAKE SAN MARCOS LIGHTING MAINTENANCE DISTRICT	4,246	406	15	4,667
LEMON GROVE LIGHTING MAINTENANCE DISTRICT	2,470	193		2,663
LEUCADIA LIGHTING MAINTENANCE DISTRICT	267	21		288
PEPPER DRIVE LIGHTING MAINTENANCE DISTRICT	1,179	111	336	1,626
ROYAL CREST LIGHTING MAINTENANCE DISTRICT	700	67	78	845
SAN DIEGO COUNTY LIGHTING MAINTENANCE DISTRICT NO.1	49,907	1,727	3,654	55,288
SAN DIEGO COUNTY LIGHTING MAINTENANCE DISTRICT NO.2	7,517	218	377	8,112
SPRING VALLEY LIGHTING MAINTENANCE DISTRICT	10,021	942		10,963
SUNSHINE PARK LIGHTING MAINTENANCE DISTRICT	755	71	214	1,040
<b>TOTAL LIGHTING MAINTENANCE DISTRICTS</b>	<b>\$ 88,251</b>	<b>\$ 4,703</b>	<b>\$ 4,721</b>	<b>\$ 97,675</b>
<b>SANITATION DISTRICTS</b>				
ALPINE SANITATION DISTRICT MAINTENANCE FUND	\$ 21,565	\$ 1,900		\$ 23,465
DEBT SERVICE 1953 (115M) FUND	6,625			6,625
DEBT SERVICE 1953 (5M) FUND	250			250
BUENA SANITATION DISTRICT MAINTENANCE FUND	44,290	4,000		48,290
DEBT SERVICE 1964 SEWER FUND	133,648		1,375	135,023
CARDIFF SANITATION DISTRICT MAINTENANCE FUND	37,880			37,880
DEBT SERVICE 1956 FUND	18,000			18,000
1965 SEWER REVENUE FUND	86,282			86,282
1965 SEWER MAINTENANCE & OPERATION FUND	33,000			33,000
1965 SEWER REVENUE BOND - INTEREST FUND	23,645			23,645
1965 SEWER REVENUE BOND - RETIREMENT FUND	10,000			10,000
1965 SEWER REVENUE BOND - RESERVE FUND	41,521			41,521
1965 SEWER REVENUE BOND - SURPLUS FUND	13,283			13,283
JULIAN SANITATION DISTRICT MAINTENANCE FUND	3,425	331		3,756
DEBT SERVICE 1953 FUND	3,300			3,300

COUNTY OF SAN DIEGO FINAL BUDGET  
 1970-1971  
 SUMMARY OF SPECIAL DISTRICT BUDGETS  
 GOVERNED THROUGH BOARD OF SUPERVISORS  
 SCHEDULE 11

MEANS OF FINANCING

AVAILABLE FINANCING	TOTAL	CURRENT PROPERTY TAX TO UNSECURED	BALANCE BUDGET SECURED	TAX RATE ON SECURED ROLL (ACTUAL)
\$ 641	\$ 3,282	\$ 3	\$ 3,279	.186
94	343		343	.318
116	62		62	.225
806	5,649	226	5,423	.332
82	1,108		1,108	.432
2,032	2,635	22	2,613	.037
374	2,289	54	2,235	.309
111	177		177	.212
121	1,505		1,505	.300
14	831		831	.405
5,042	50,246	63	50,183	.413
168	7,944		7,944	.326
3,371	7,592	1	7,591	.156
346	694		694	.437
\$ 13,318	\$ 84,357	\$ 369	\$ 83,988	
\$ 13,166	\$ 10,299	\$ 320	\$ 9,979	.554
665	5,960	196	5,764	.319
25	225	7	218	.013
48,290				
61,168	73,855	141	73,714	.842
7,311	30,569	270	30,299	.264
1,655	16,345	182	16,163	.141
86,282				
33,000				
23,645				
10,000				
41,521				
13,283				
3,756				
330	2,970	68	2,902	.751

COUNTY OF SAN DIEGO FINAL BUDGET  
 1970-1971  
 SUMMARY OF SPECIAL DISTRICT BUDGETS  
 GOVERNED THROUGH BOARD OF SUPERVISORS  
 SCHEDULE 11

FUND	APPROPRIATIONS		REQUIREMENTS	TOTAL
	EXPENDITURES	CONTINGENCIES	PROVISIONS FOR RESERVES (INCREASES OR NEW RESERVES)	REQUIREMENTS
<b>SANITATION DISTRICTS</b>				
LAKESIDE SANITATION DISTRICT MAINTENANCE FUND	\$ 329,500	\$ 10,000	\$	\$ 339,500
DEBT SERVICE 1958 FUND	20,538			20,538
LEMON GROVE SANITATION DISTRICT MAINTENANCE FUND	147,700	10,000		157,700
MONTGOMERY SANITATION DISTRICT MAINTENANCE FUND	149,530	10,000		159,530
PINE VALLEY SANITATION DISTRICT MAINTENANCE FUND	8,320	900		9,220
RAMONA SANITATION DISTRICT MAINTENANCE FUND	63,494	2,000		65,494
DEBT SERVICE 1949 FUND	3,298			3,298
RANCHO SANTA FE SANITATION DISTRICT MAINTENANCE FUND	53,200	2,000		55,200
DEBT SERVICE 1960	9,940			9,940
ROLANDO SANITATION DISTRICT MAINTENANCE FUND	23,060	2,000		25,060
SOLANA BEACH SANITATION DISTRICT MAINTENANCE FUND	89,320	3,000		92,320
1965 SEWER REVENUE FUND	87,240			87,240
1965 SEWER MAINTENANCE & OPERATION FUND	35,300			35,300
1965 SEWER REVENUE BOND - INTEREST FUND	24,538			24,538
1965 SEWER REVENUE BOND - RETIREMENT FUND	10,000			10,000
1965 SEWER REVENUE BOND - RESERVE FUND	43,472			43,472
1965 SEWER REVENUE BOND - SURPLUS FUND	25,113			25,113
SPRING VALLEY SANITATION DISTRICT MAINTENANCE FUND	269,900			269,900
DEBT SERVICE 1956 FUND	53,438			53,438
1962 SEWER REVENUE FUND	405,730			405,730
1962 SEWER REVENUE MAINTENANCE & OPERATION FUND	111,750			111,750
1962 SEWER REVENUE BOND - INTEREST FUND	48,900			48,900
1962 SEWER REVENUE BOND - PRINCIPAL FUND	45,000			45,000
1962 SEWER REVENUE BOND - RESERVE FUND	103,932			103,932
1962 SEWER REVENUE BOND - SURPLUS REVENUE FUND	34,330			34,330



COUNTY OF SAN DIEGO FINAL BUDGET  
 1970-1971  
 SUMMARY OF SPECIAL DISTRICT BUDGETS  
 GOVERNED THROUGH BOARD OF SUPERVISORS  
 SCHEDULE 11

MEANS OF FINANCING

AVAILABLE FINANCING	CURRENT PROPERTY TAX TO BALANCE BUDGET			TAX RATE ON SECURED ROLL (ACTUAL)
	TOTAL	UNSECURED	SECURED	
\$ 285,941	\$ 53,559	\$ 381	\$ 53,178	.339
1,855	18,683	161	18,522	.114
108,070	49,630	400	49,230	.163
121,649	37,881	907	36,974	.214
9,220				
19,545	45,949	456	45,493	1.846
292	3,006	66	2,940	.120
7,813	47,387	232	47,155	1.022
518	9,422	55	9,367	.203
6,177	18,883	38	18,845	.449
39,114	53,206	903	52,303	.463
87,240				
35,300				
24,538				
10,000				
43,472				
25,113				
197,605	72,295	446	71,849	.160
6,231	47,207	365	46,842	.104
405,730				
111,750				
48,900				
45,000				
103,932				
34,330				

COUNTY OF SAN DIEGO FINAL BUDGET  
 1970-1971  
 SUMMARY OF SPECIAL DISTRICT BUDGETS  
 GOVERNED THROUGH BOARD OF SUPERVISORS  
 SCHEDULE 11

FUND	APPROPRIATIONS		REQUIREMENTS	TOTAL
	EXPENDITURES	CONTINGENCIES	PROVISIONS FOR RESERVES (INCREASES OR NEW RESERVES)	REQUIREMENTS
SANITATION DISTRICTS				
WHISPERING PALMS SANITATION DISTRICT MAINTENANCE FUND	\$ 10,100	\$ 900	\$	\$ 11,000
TOTAL SANITATION DISTRICTS	\$ 2,683,357	\$ 47,031	\$ 1,375	\$ 2,731,763
RECREATION AND PARK DISTRICTS				
SPRING VALLEY RECREATION AND PARK DISTRICT	\$ 80,500	\$ 1,500	\$	\$ 82,000
MAINTENANCE DISTRICTS				
RANCHO SANTA FE MAINTENANCE DISTRICT MAINTENANCE FUND	\$ 48,706	\$ 1,500	\$	\$ 50,206
SAN DIEGO COUNTY DRAINAGE MAINTENANCE DISTRICT NO.1 MAINTENANCE FUND	5,800			5,800
WINTER GARDENS SEWER MAINTENANCE DISTRICT MAINTENANCE FUND	56,340	4,600		60,940
TOTAL MAINTENANCE DISTRICTS	\$ 110,846	\$ 6,100	\$	\$ 116,946
COMMUNITY SERVICES DISTRICTS				
CARDIFF MARINA COMMUNITY SERVICE DISTRICT MAINTENANCE FUND	\$ 3,550	\$	\$	\$ 3,550
COUNTY SERVICE AREAS				
NO. 1 WHISPERING PALMS	\$ 15,000	\$	\$	\$ 15,000
NO. 2 LA COSTA	110,000	11,000		121,000
NO. 4 MAJESTIC PINES				
ZONE A	17,109		5,393	22,502
ZONE B	18,722		3,764	22,486
ZONE C	7,277		1,213	8,490
NO. 5 HIGH VALLEY	1,500			1,500
NO. 6 PAUMA VALLEY	2,471			2,471
NO. 7 RAINBOW VALLEY	3,787	300	2,879	6,966
NO. 8 MAGEE ROAD	1,263		1,433	2,696
NO. 9 SANTA FE				
ZONE A	1,000			1,000
ZONE B	721	100	101	922
ZONE C	5,742		855	6,597

COUNTY OF SAN DIEGO FINAL BUDGET  
 1970-1971  
 SUMMARY OF SPECIAL DISTRICT BUDGETS  
 GOVERNED THROUGH BOARD OF SUPERVISORS  
 SCHEDULE 11

MEANS OF FINANCING

AVAILABLE FINANCING	TOTAL	CURRENT PROPERTY TAX TO BALANCE BUDGET UNSECURED	SECURED	TAX RATE ON SECURED ROLL (ACTUAL)
\$ 2,510	\$ 8,490	\$ 23	\$ 8,467	.527
\$ 2,125,942	\$ 605,821	\$ 5,613	\$ 600,208	
\$ 59,230	\$ 22,770	\$ 1,068	\$ 21,702	.141
\$ 10,557	\$ 39,649	\$ 101	\$ 39,548	.198
2,184	3,616		3,616	.198
39,363	21,577	33	21,544	.294
\$ 52,104	\$ 64,842	\$ 134	\$ 64,708	
\$ 3,525	\$ 25	\$	\$ 25	.006
\$ 529	\$ 14,471	\$ 72	\$ 14,399	.883
54,786	66,214	96	66,118	.884
16,399	6,103	7	6,096	1.532
13,745	8,741		8,741	1.991
1,708	6,782		6,782	3.176
(676)	2,176		2,176	.399
1,538	933		933	.161
2,301	4,665	87	4,578	.181
958	1,738		1,738	.912
4	996	43	953	.388
(25)	947		947	.390
12	6,585		6,585	.648

COUNTY OF SAN DIEGO FINAL BUDGET  
1970-1971  
SUMMARY OF SPECIAL DISTRICT BUDGETS  
GOVERNED THROUGH BOARD OF SUPERVISORS  
SCHEDULE 11

FUND	APPROPRIATIONS		REQUIREMENTS	
	EXPENDITURES	CONTINGENCIES	PROVISIONS FOR RESERVES (INCREASES OR NEW RESERVES)	TOTAL REQUIREMENTS
COUNTY SERVICE AREAS				
NO. 10 DAVIS DRIVE	\$ 555	\$	\$ 2,193	\$ 2,748
NO. 11 BERNARDO ROAD				
ZONE A	1,259		4,096	5,355
ZONE B	1,240		3,480	4,720
NO. 12 LOMAIR	238		700	938
NO. 13 PALA MESA	4,569		4,189	8,758
STEWART CANYON ROAD ANNEX	4,037			4,037
NO. 15 VIA PUERTA DEL SOL	693		3,962	4,655
NO. 16 WYNOLA	2,421			2,421
NO. 17 SAN DIEGUITO	73,500		12,000	85,500
NO. 18 HARRISON PARK	2,750		2,252	5,002
TOTAL COUNTY SERVICE	\$ 275,854	\$ 11,400	\$ 48,510	\$ 335,764
COUNTY FLOOD CONTROL DISTRICT				
ZONE 1	\$ 123,600	\$ 13,000	\$ 21,900	\$ 158,500
ZONE 2	267,400	12,000	11,400	290,800
ZONE 3	176,400	6,300	13,300	196,000
ZONE 4	38,700	2,000	4,400	45,100
ZONE 5	18,800	1,700	2,000	22,500
TOTAL COUNTY FLOOD CONTROL DISTRICT	\$ 624,900	\$ 35,000	\$ 53,000	\$ 712,900
AIR POLLUTION CONTROL DISTRICT	\$ 5,500	\$	\$	\$ 5,500
TOTAL SPECIAL DISTRICTS GOVERNED THROUGH BOARD OF SUPERVISORS	\$ 4,016,275	\$ 117,752	\$ 114,545	\$ 4,248,572

COUNTY OF SAN DIEGO FINAL BUDGET  
 1970-1971  
 SUMMARY OF SPECIAL DISTRICT BUDGETS  
 GOVERNED THROUGH BOARD OF SUPERVISORS  
 SCHEDULE 11

MEANS OF FINANCING

AVAILABLE FINANCING	TOTAL	CURRENT PROPERTY TAX TO BALANCE BUDGET UNSECURED	SECURED	TAX RATE ON SECURED ROLL (ACTUAL)
\$ 605	\$ 2,143	\$	\$ 2,143	2.446
186	5,169		5,169	3.967
183	4,537		4,537	3.599
	938		938	2.594
946	7,812	3	7,809	.466
1,041	2,996		2,996	.474
	4,655		4,655	.905
	2,421		2,421	2.674
27,652	57,848		57,848	.060
	5,002		5,002	1.642
\$ 121,892	\$ 213,872	\$ 308	\$ 213,564	
\$ 81,731	\$ 76,769	\$ 3,688	\$ 73,081	.036
115,648	175,152	8,313	166,839	.138
92,208	103,792	3,742	100,050	.069
13,248	31,852	1,238	30,614	.094
2,363	20,137	167	19,970	.081
\$ 305,198	\$ 407,702	\$ 17,148	\$ 390,554	
\$ 5,500	\$	\$	\$	
\$ 2,717,408	\$ 1,531,164	\$ 28,752	\$ 1,502,412	

COUNTY OF SAN DIEGO FINAL BUDGET  
1970-1971  
SUMMARY OF AVAILABLE FINANCING  
BEFORE PROVIDING FOR CURRENT PROPERTY TAX LEVY  
BUDGETS OF SPECIAL DISTRICTS  
GOVERNED THROUGH BOARD OF SUPERVISORS  
SCHEDULE 12

FUND	FUND BALANCE AS OF JUNE 30, 1970 (ACTUAL)	RESERVE FOR ENCUMBRANCES	LESS: FUND BALANCE - UNAVAILABLE UNCANCELLED GENERAL RESERVES AND RESERVES WITHIN A.C.O. FUNDS	OTHER RESERVES
<b>LIGHTING DISTRICTS</b>				
BLACKTON HIGHWAY LIGHTING DISTRICT	\$ 394	\$	\$ 203	\$ 3
CARDIFF PUBLIC HIGHWAY LIGHTING DISTRICT	8,877		4,394	914
EDEN GARDENS LIGHTING DISTRICT	526		225	2
ENCINITAS LIGHTING DISTRICT	58		28	13
FALLBROOK HIGHWAY LIGHTING DISTRICT	4,903		2,234	7
HARBORSIDE LIGHTING DISTRICT	1,784		765	15
JULIAN PUBLIC HIGHWAY LIGHTING DISTRICT	352		151	7
LAKESIDE PUBLIC HIGHWAY LIGHTING DISTRICT	6,177		3,486	12
LEMON GROVE LIGHTING DISTRICT	9,539		3,415	2,076
POWAY LIGHTING DISTRICT	1,397		462	219
RAMONA PUBLIC HIGHWAY LIGHTING DISTRICT	2,371		1,288	8
REXFORD LIGHTING DISTRICT	770		478	7
SOLANA BEACH PUBLIC HIGHWAY LIGHTING DISTRICT	5,165		2,414	8
SPRING VALLEY LIGHTING DISTRICT	9,288		2,534	60
SYCAMORE HILLS LIGHTING DISTRICT	9,231		5,306	11
VISTA LA MESA PUBLIC HIGHWAY LIGHTING DISTRICT	1,168		552	4
<b>TOTAL LIGHTING DISTRICTS</b>	<b>\$ 62,000</b>	<b>\$</b>	<b>\$ 27,935</b>	<b>\$ 3,366</b>
<b>LIGHTING MAINTENANCE DISTRICTS</b>				
BROOKSIDE LIGHTING MAINTENANCE DISTRICT	\$ 1,655	\$	\$ 1,010	\$ 4
CARLTON OAKS LIGHTING MAINTENANCE DISTRICT	233		107	32
DONALD WAY LIGHTING MAINTENANCE DISTRICT	150			34
ENCINITAS LIGHTING MAINTENANCE DISTRICT NO. 1	2,211		1,208	197
JACUMBA LIGHTING MAINTENANCE DISTRICT	84			2
LAKE SAN MARCOS LIGHTING MAINTENANCE DISTRICT	2,619		584	3
LEMON GROVE LIGHTING MAINTENANCE DISTRICT	827		447	6
LEUCADIA LIGHTING MAINTENANCE DISTRICT	166		49	6
PEPPER DRIVE LIGHTING MAINTENANCE DISTRICT	126			5
ROYAL CREST LIGHTING MAINTENANCE DISTRICT	19			5
SAN DIEGO COUNTY LIGHTING MAINTENANCE DISTRICT NO.1	7,093		1,651	400
SAN DIEGO COUNTY LIGHTING MAINTENANCE DISTRICT NO.2	385		170	47
SPRING VALLEY LIGHTING MAINTENANCE DISTRICT	6,223		2,833	19
SUNSHINE PARK LIGHTING MAINTENANCE DISTRICT	354			8
<b>TOTAL LIGHTING MAINTENANCE DISTRICTS</b>	<b>\$ 22,145</b>	<b>\$</b>	<b>\$ 8,059</b>	<b>\$ 768</b>

COUNTY OF SAN DIEGO FINAL BUDGET  
 1970-1971  
 SUMMARY OF AVAILABLE FINANCING  
 BEFORE PROVIDING FOR CURRENT PROPERTY TAX LEVY  
 BUDGETS OF SPECIAL DISTRICTS  
 GOVERNED THROUGH BOARD OF SUPERVISORS  
 SCHEDULE 12

INTER-FUND TRANSFERS	FUND BALANCE AVAILABLE FOR FINANCING BUDGET YEAR REQUIREMENTS-ESTIMATED	ESTIMATED REVENUES OTHER THAN CURRENT PROPERTY TAXES	TOTAL AVAILABLE FINANCING
	\$ 188	\$	\$ 188
	3,569		3,569
	299		299
	17		17
	2,662		2,662
	1,004		1,004
	194		194
	2,679		2,679
	4,048		4,048
	716		716
	1,075		1,075
	285		285
	2,743		2,743
	6,694		6,694
	3,914		3,914
	612		612
	\$ 30,699	\$	\$ 30,699
	\$ 641	\$	\$ 641
	94		94
	116		116
	806		806
	82		82
	2,032		2,032
	374		374
	111		111
	121		121
	14		14
	5,042		5,042
	168		168
	3,371		3,371
	346		346
	\$ 13,318	\$	\$ 13,318

COUNTY OF SAN DIEGO FINAL BUDGET  
 1970-1971  
 SUMMARY OF AVAILABLE FINANCING  
 BEFORE PROVIDING FOR CURRENT PROPERTY TAX LEVY  
 BUDGETS OF SPECIAL DISTRICTS  
 GOVERNED THROUGH BOARD OF SUPERVISORS  
 SCHEDULE 12

FUND	FUND BALANCE AS OF JUNE 30, 1970 (ACTUAL)	RESERVE FOR ENCUMBRANCES	LESS: FUND BALANCE - UNAVAILABLE UNCANCELLED GENERAL RESERVES AND RESERVES WITHIN A.C.O. FUNDS	OTHER RESERVES
<b>SANITATION DISTRICTS</b>				
ALPINE SANITATION DISTRICT				
MAINTENANCE	\$ 3,334	\$		
DEBT SERVICE 1953 (115M)	6,165		5,750	926
DEBT SERVICE 1953 (5M)	150		125	
BUENA SANITATION DISTRICT				
MAINTENANCE	1			1
DEBT SERVICE 1964 SEWER	79,305		66,757	
CARDIFF SANITATION DISTRICT				
MAINTENANCE	311			
DEBT SERVICE 1956	4,620		13,875	
1965 SEWER REVENUE	3,874			
1965 SEWER MAINTENANCE & OPERATION				
1965 SEWER REVENUE BOND - INTEREST	388			
1965 SEWER REVENUE BOND - RETIREMENT	85			
1965 SEWER REVENUE BOND - RESERVE	41,521			
1965 SEWER REVENUE SURPLUS	2			
JULIAN SANITATION				
MAINTENANCE	910			
DEBT SERVICE 1953	430		100	
LAKESIDE SANITATION				
MAINTENANCE	111,669			
DEBT SERVICE 1958	16,505		15,150	711
LEMON GROVE SANITATION				
MAINTENANCE	10,517			7
MONTGOMERY SANITATION				
MAINTENANCE	32,694			
PINE VALLEY				
MAINTENANCE				
RAMONA				
MAINTENANCE	820			97
DEBT SERVICE 1949	3,340		3,123	



COUNTY OF SAN DIEGO FINAL BUDGET  
1970-1971  
SUMMARY OF AVAILABLE FINANCING  
BEFORE PROVIDING FOR CURRENT PROPERTY TAX LEVY  
BUDGETS OF SPECIAL DISTRICTS  
GOVERNED THROUGH BOARD OF SUPERVISORS  
SCHEDULE 12

INTER-FUND TRANSFERS	FUND BALANCE AVAILABLE FOR FINANCING BUDGET YEAR REQUIREMENTS-ESTIMATED	ESTIMATED REVENUES OTHER THAN CURRENT PROPERTY TAXES	TOTAL AVAILABLE FINANCING
	\$ 2,408	\$ 10,758	\$ 13,166
	415	250	665
	25		25
	(1)		
	12,548	48,290	48,290
		48,620	61,168
	311	7,000	7,311
	745	910	1,655
	3,874	82,408	86,282
	(2)	33,000	33,000
	388 (3)	23,257	23,645
	85	9,915	10,000
	41,521		41,521
	2	13,281	13,283
	910 (4)	2,846	3,756
	330		330
	110,958	174,983	285,941
	1,355	500	1,855
	10,510	97,560	108,070
	32,694	88,955	121,649
	(5)	9,220	9,220
	723	18,822	19,545
	217	75	292

COUNTY OF SAN DIEGO FINAL BUDGET  
1970-1971  
SUMMARY OF AVAILABLE FINANCING  
BEFORE PROVIDING FOR CURRENT PROPERTY TAX LEVY  
BUDGETS OF SPECIAL DISTRICTS  
GOVERNED THROUGH BOARD OF SUPERVISORS  
SCHEDULE 12

FUND	FUND BALANCE AS OF JUNE 30, 1970 (ACTUAL)	RESERVE FOR ENCUMBRANCES	LESS: FUND BALANCE - UNAVAILABLE UNCANCELLED GENERAL RESERVES AND RESERVES WITHIN A. C. O. FUNDS	OTHER RESERVES
SANITATION DISTRICTS				
RANCHO SANTA FE SANITATION MAINTENANCE	\$ 5,697	\$	\$	\$ 49
DEBT SERVICE 1960	1,812		1,339	
ROLANDO SANITATION MAINTENANCE	6,129			202
SOLANA BEACH MAINTENANCE	38,834			
1965 SEWER REVENUE	10,105			
1965 SEWER MAINTENANCE & OPERATION	65			
1965 SEWER REVENUE BOND - INTEREST	108			
1965 SEWER REVENUE BOND - RETIREMENT	30			
1965 SEWER REVENUE BOND - RESERVE	43,472			
1965 SEWER REVENUE BOND - SURPLUS	8			
SPRING VALLEY SANITATION MAINTENANCE	4,320			115
DEBT SERVICE 1956	46,344		41,363	
1962 SEWER REVENUE	51,215			
1962 SEWER MAINTENANCE & OPERATION	2,625			
1962 SEWER REVENUE BOND - INTEREST	390			
1962 SEWER REVENUE BOND - PRINCIPAL	62			
1962 SEWER REVENUE BOND - RESERVE	98,932			
1962 SEWER REVENUE SURPLUS REVENUE	15,772			
WHISPERING PALMS SANITATION MAINTENANCE	2,512			2
TOTAL SANITATION DISTRICTS	\$ 655,073	\$	\$ 147,582	\$ 2,110
RECREATION AND PARK DISTRICTS				
SPRING VALLEY RECREATION DISTRICT	\$ 49,230	\$	\$	\$
MAINTENANCE DISTRICTS				
RANCHO SANTA FE MAINTENANCE DISTRICT	\$ 10,820	\$	\$ 263	\$
SAN DIEGO COUNTY DRAINAGE MAINTENANCE DISTRICT NO. 1	2,225		41	
WINTER GARDENS SEWER MAINTENANCE DISTRICT	5,199		11	
TOTAL MAINTENANCE DISTRICTS	\$ 18,244	\$	\$ 315	\$

COUNTY OF SAN DIEGO FINAL BUDGET  
 1970-1971  
 SUMMARY OF AVAILABLE FINANCING  
 BEFORE PROVIDING FOR CURRENT PROPERTY TAX LEVY  
 BUDGETS OF SPECIAL DISTRICTS  
 GOVERNED THROUGH BOARD OF SUPERVISORS  
 SCHEDULE 12

INTER-FUND TRANSFERS	FUND BALANCE AVAILABLE FOR FINANCING BUDGET YEAR REQUIREMENTS-ESTIMATED	ESTIMATED REVENUES OTHER THAN CURRENT PROPERTY TAXES	TOTAL AVAILABLE FINANCING
	\$ 5,648	\$ 2,165	\$ 7,813
	473	45	518
	5,927	250	6,177
	38,834	280	39,114
	10,105	77,135	87,240
	65 (6)	35,235	35,300
	108 (7)	24,430	24,538
	30 (8)	9,970	10,000
	43,472		43,472
	8	25,105	25,113
	4,205	193,400	197,605
	4,981	1,250	6,231
	51,215 (9)	354,515	405,730
	2,625 (10)	109,125	111,750
	390 (11)	48,510	48,900
	62	44,938	45,000
	98,932 (12)	5,000	103,932
	15,772	18,558	34,330
	2,510		2,510
	\$ 505,381	\$ 1,620,561	\$ 2,125,942
	\$ 49,230	\$ 10,000	\$ 59,230
	\$ 10,557	\$	\$ 10,557
	2,184		2,184
	5,188	34,175	39,363
	\$ 17,929	\$ 34,175	\$ 52,104

COUNTY OF SAN DIEGO FINAL BUDGET  
 1970-1971  
 SUMMARY OF AVAILABLE FINANCING  
 BEFORE PROVIDING FOR CURRENT PROPERTY TAX LEVY  
 BUDGETS OF SPECIAL DISTRICTS  
 GOVERNED THROUGH BOARD OF SUPERVISORS  
 SCHEDULE 12

FUND	FUND BALANCE AS OF JUNE 30, 1970 (ACTUAL)	RESERVE FOR ENCUMBRANCES	LESS: FUND BALANCE - UNAVAILABLE UNCANCELLED GENERAL RESERVES AND RESERVES WITHIN A.C.O. FUNDS	OTHER RESERVES
COMMUNITY SERVICES DISTRICTS				
CARDIFF MARINA	\$ 3,525	\$	\$	\$
COUNTY SERVICE AREAS				
AREA NO. 1 WHISPERING PALMS	\$ 751	\$	\$	\$ 222
AREA NO. 2 LA COSTA	85,353			31,567
AREA NO. 4 MAJESTIC PINES				
ZONE A	6,458		3,010	769
ZONE B	5,077		2,101	3,241
ZONE C	3,411		674	3,434
AREA NO. 5 HIGH VALLEY	2,377		1,728	1,325
AREA NO. 6 PAUMA VALLEY	3,303			1,765
AREA NO. 7 RAINBOW VALLEY	1,843			921
AREA NO. 8 MAGEE ROAD	3,353		2,395	
AREA NO. 9 SANTA FE				
ZONE A	10			6
ZONE B	426			451
ZONE C	7,304			7,292
AREA NO. 10 DAVIS DRIVE	795			190
AREA NO. 11 BERNARDO ROAD	2,384			2,384
ZONE A	186			
ZONE B	183			
ZONE C	5,985			5,985
AREA NO. 12 LOMAIR	277			277
AREA NO. 13 PALA MESA	6,944			5,998
STEWART CANYON ROAD ANNEX				
AREA NO. 15 VIA PUERTA DEL SOL	11,542			11,542
AREA NO. 17 SAN DIEGUITO	18,651			5,999
AREA NO. 18 HARRISON PARK	6,634			6,634
TOTAL COUNTY SERVICE AREAS	\$ 173,247	\$	\$ 9,908	\$ 90,002
SAN DIEGO COUNTY FLOOD CONTROL DISTRICT				
ZONE 1	\$ 109,269	\$	\$	\$ 27,538
ZONE 2	124,046			8,398
ZONE 3	92,246			38
ZONE 4	13,261			13
ZONE 5	2,391			28
TOTAL FLOOD CONTROL DISTRICT	\$ 341,213	\$	\$	\$ 36,015
AIR POLLUTION CONTROL DISTRICT	\$	\$	\$	\$
TOTAL SPECIAL DISTRICTS GOVERNED THROUGH BOARD OF SUPERVISORS	\$ 1,324,677	\$	\$ 193,799	\$ 132,261

COUNTY OF SAN DIEGO FINAL BUDGET  
 1970-1971  
 SUMMARY OF AVAILABLE FINANCING  
 BEFORE PROVIDING FOR CURRENT PROPERTY TAX LEVY  
 BUDGETS OF SPECIAL DISTRICTS  
 GOVERNED THROUGH BOARD OF SUPERVISORS  
 SCHEDULE 12

INTER-FUND TRANSFERS	FUND BALANCE AVAILABLE FOR FINANCING BUDGET YEAR REQUIREMENTS-ESTIMATED	ESTIMATED REVENUES OTHER THAN CURRENT PROPERTY TAXES	TOTAL AVAILABLE FINANCING
	\$ 3,525	\$	\$ 3,525
	\$ 529	\$	\$ 529
	53,786	1,000	54,786
	2,679	13,720	16,399
	(265)	14,010	13,745
	(697)	2,405	1,708
	(676)		(676)
	1,538		1,538
	922	1,379	2,301
	958		958
	4		4
	(25)		(25)
	12		12
	605		605
	186		186
	183		183
	946		946
		1,041	1,041
	12,652	15,000	27,652
	\$ 73,337	\$ 48,555	\$ 121,892
	\$ 81,731	\$	\$ 81,731
	115,648		115,648
	92,208		92,208
	13,248		13,248
	2,363		2,363
	\$ 305,198	\$	\$ 305,198
	\$	\$ 5,500	\$ 5,500
	\$ 998,617	\$ 1,718,791	\$ 2,717,408

COUNTY OF SAN DIEGO FINAL BUDGET  
1970-1971  
SUMMARY OF AVAILABLE FINANCING  
BEFORE PROVIDING FOR CURRENT PROPERTY TAX LEVY  
BUDGETS OF SPECIAL DISTRICTS  
GOVERNED THROUGH BOARD OF SUPERVISORS  
SCHEDULE 12

NOTES: PORTION OF FUND BALANCE AVAILABLE WHICH IS NOT REQUIRED FOR  
FINANCING BUDGET YEAR REQUIREMENTS.

(1)	580
(2)	6
(3)	4,791
(4)	93
(5)	1,436
(6)	77
(7)	12,501
(8)	3
(9)	798
(10)	24
(11)	11,898
(12)	5,411

COUNTY OF SAN DIEGO FINAL BUDGET  
1970-1971  
SPECIAL DISTRICTS  
GOVERNED THROUGH BOARD OF SUPERVISORS  
ASSESSED VALUATION AND DELINQUENCY ALLOWANCE DATA  
SCHEDULE 13A

DISTRICT-FUND	. . . . . NET ASSESSED VALUATION . . . . .		DELINQUENCY ALLOWANCE SECURED %
	SECURED ROLL	UNSECURED ROLL	
LIGHTING DISTRICTS			
BLACKTON HIGHWAY LIGHTING DISTRICT	\$ 274,825	\$	.40
CARDIFF PUBLIC HIGHWAY LIGHTING DISTRICT	8,813,790	276,508	1.70
CHANEY TEMPORARY ZONE	238,875		1.70
ROBERTS TEMPORARY ZONE	68,385		1.70
EDEN GARDENS LIGHTING DISTRICT	476,347	9,766	3.90
ENCINITAS LIGHTING DISTRICT	167,061		.10
FALLBROOK HIGHWAY LIGHTING DISTRICT	5,094,262	370,837	3.30
HARBORSIDE LIGHTING DISTRICT	1,716,425	23,764	1.60
TAYLOR TEMPORARY ZONE	278,460		1.60
JULIAN PUBLIC HIGHWAY LIGHTING DISTRICT	406,431	23,976	2.00
LAKESIDE PUBLIC HIGHWAY LIGHTING DISTRICT	5,245,527	581,566	3.00
LEMON GROVE LIGHTING DISTRICT	11,037,806	81,710	.30
MCREYNOLDS TEMPORARY ZONE	260,900		.30
FORESTER TEMPORARY ZONE	195,552		.30
BLANCHARD TEMPORARY ZONE	554,724		.30
SCHOONOVER TEMPORARY ZONE	193,620		.30
SALAS TEMPORARY ZONE	67,660		.30
LARKIN TEMPORARY ZONE	1,056,601		.30
BURRIS TEMPORARY ZONE	171,592		.30
ZILKER TEMPORARY ZONE	262,428		.30
DURSON TEMPORARY ZONE	172,335		.30
POWAY LIGHTING DISTRICT	1,330,210	532	
DISON TEMPORARY ZONE	444,385		
RAMONA PUBLIC HIGHWAY LIGHTING DISTRICT	2,366,252	177,501	1.90
REXFORD LIGHTING DISTRICT	660,680	1,750	.10
GREANEY TEMPORARY ZONE	96,770		.10
SOLANA BEACH PUBLIC HIGHWAY LIGHTING DISTRICT	8,317,572	1,171,247	2.00
SPRING VALLEY LIGHTING DISTRICT	8,212,191	16,523	1.80
BRAY TEMPORARY ZONE	126,945		1.80
POTTER TEMPORARY ZONE	204,620		1.80
WALSH TEMPORARY ZONE	931,355		1.80
FRANKE TEMPORARY ZONE	171,660		1.80
TILBERG TEMPORARY ZONE	55,384		1.80
SITES TEMPORARY ZONE	144,490		1.80
ROBINSON TEMPORARY ZONE	114,910		1.80
NORRIS TEMPORARY ZONE	119,460		1.80
MCELROY TEMPORARY ZONE	103,860		1.80
STONEBREAKER TEMPORARY ZONE	214,915		1.80
WAGNER TEMPORARY ZONE	223,575		1.80
SYCAMORE HILLS LIGHTING DISTRICT	9,419,670	123,571	1.30
VISTA LA MESA PUBLIC HIGHWAY LIGHTING DISTRICT	1,892,620	55,973	.50
TOTAL LIGHTING DISTRICTS	\$ 71,875,130	\$ 2,915,224	\$

COUNTY OF SAN DIEGO FINAL BUDGET  
 1970-1971  
 SPECIAL DISTRICTS  
 GOVERNED THROUGH BOARD OF SUPERVISORS  
 ASSESSED VALUATION AND DELINQUENCY ALLOWANCE DATA  
 SCHEDULE 13A

DISTRICT-FUND	. . . . . NET ASSESSED VALUATION . . . . .	DELINQUENCY ALLOWANCE SECURED %
	SECURED ROLL	UNSECURED ROLL
LIGHTING MAINTENANCE DISTRICTS		
BROOKSIDE LIGHTING MAINTENANCE DISTRICT	\$ 1,720,733	\$ 3,127
CARLTON OAKS LIGHTING MAINTENANCE DISTRICT	113,350	
DONALD WAY LIGHTING MAINTENANCE DISTRICT	26,390	
ENCINITAS LIGHTING MAINTENANCE DISTRICT NO. 1	1,860,198	170,849
JACUMBA LIGHTING MAINTENANCE DISTRICT	246,867	
LAKE SAN MARCOS LIGHTING MAINTENANCE DISTRICT	7,366,570	173,294
LEMON GROVE LIGHTING MAINTENANCE DISTRICT	743,749	188,577
LEUCADIA LIGHTING MAINTENANCE DISTRICT	92,185	3,326
PEPPER DRIVE LIGHTING MAINTENANCE DISTRICT	482,975	
ROYAL CREST LIGHTING MAINTENANCE DISTRICT	220,675	
SAN DIEGO COUNTY LIGHTING MAINTENANCE DISTRICT NO. 1	12,255,175	19,066
SAN DIEGO COUNTY LIGHTING MAINTENANCE DISTRICT NO. 2	2,525,852	
SPRING VALLEY LIGHTING MAINTENANCE DISTRICT	4,997,896	31,625
SUNSHINE PARK LIGHTING MAINTENANCE DISTRICT	152,180	70
TOTAL LIGHTING MAINTENANCE DISTRICTS	\$ 32,804,795	\$ 589,934
SANITATION DISTRICTS		
ALPINE SANITATION DISTRICT		
OPERATING FUND	\$ 1,892,874	\$ 120,553
DEBT SERVICE FUND 1953 (115M)	1,900,444	120,553
DEBT SERVICE FUND 1953 (5M)	1,892,874	120,553
BUENA SANITATION DISTRICT	9,102,535	51,109
CARDIFF SANITATION DISTRICT	11,606,312	542,796
JULIAN SANITATION DISTRICT	402,348	24,957
LAKESIDE SANITATION DISTRICT		
OPERATING FUND	6,432,693	653,246
DEBT SERVICE FUND 1958	17,100,383	538,114
LEMON GROVE SANITATION DISTRICT	30,561,456	1,750,762
MONTGOMERY SANITATION DISTRICT	18,090,714	1,224,153
PINE VALLEY SANITATION DISTRICT	209,859	1,475
RAMONA SANITATION DISTRICT	2,576,332	189,920
RANCHO SANTA FE SANITATION DISTRICT	4,950,003	111,969
ROLANDO SANITATION DISTRICT	4,149,709	69,162
SOLANA BEACH SANITATION DISTRICT		
OPERATING FUND	11,854,268	1,323,415
SPRING VALLEY SANITATION DISTRICT		
OPERATING FUND	45,588,836	1,636,469
DEBT SERVICE FUND 1956	45,808,177	1,638,536
WHISPERING PALMS SANITATION DISTRICT	1,632,840	9,750
TOTAL SANITATION DISTRICTS	\$225,752,657	\$ 10,127,492



COUNTY OF SAN DIEGO FINAL BUDGET  
 1970-1971  
 SPECIAL DISTRICTS  
 GOVERNED THROUGH BOARD OF SUPERVISORS  
 ASSESSED VALUATION AND DELINQUENCY ALLOWANCE DATA  
 SCHEDULE 13A

DISTRICT-FUND	. . . . . NET ASSESSED VALUATION . . . . .		DELINQUENCY ALLOWANCE SECURED %
	SECURED ROLL	UNSECURED ROLL	
RECREATION AND PARK DISTRICTS			
SPRING VALLEY RECREATION AND PARK DISTRICT MAINTENANCE	\$ 15,759,464	\$ 753,906	2.30
MAINTENANCE DISTRICTS			
RANCHO SANTA FE MAINTENANCE DISTRICT	\$ 21,114,490	\$ 180,143	1.70
SAN DIEGO COUNTY DRAINAGE MAINTENANCE DISTRICT NO. 1	1,931,998		2.90
WINTER GARDENS SEWER MAINTENANCE DISTRICT	7,573,389	83,542	2.60
TOTAL MAINTENANCE DISTRICTS	\$ 30,619,877	\$ 263,685	
COMMUNITY SERVICES DISTRICTS			
CARDIFF MARINA COMMUNITY SERVICE DISTRICT	\$ 457,886	\$ 2,517	5.00
COUNTY SERVICE AREAS			
COUNTY SERVICE AREA NO. 1 WHISPERING PALMS	\$ 1,632,840	\$ 9,750	.10
COUNTY SERVICE AREA NO. 2 LA COSTA	7,522,285	18,260	.50
COUNTY SERVICE AREA NO. 4 MAJESTIC PINES			
ZONE A	402,380	300	1.20
ZONE B	439,650		.10
ZONE C	215,765		1.00
COUNTY SERVICE AREA NO. 5 HIGH VALLEY	567,915		3.90
COUNTY SERVICE AREA NO. 6 PAUMA VALLEY	598,678		3.20
COUNTY SERVICE AREA NO. 7 RAINBOW VALLEY	2,637,859	67,076	3.80
COUNTY SERVICE AREA NO. 8 MAGEE ROAD	191,327		.40
COUNTY SERVICE AREA NO. 9 SANTA FE			
ZONE A	245,875	10,942	.10
ZONE B	270,200		10.30
ZONE C	1,026,930		1.00
COUNTY SERVICE AREA NO.10 DAVIS DRIVE	91,790		5.00
COUNTY SERVICE AREA NO.11 BERNARDO ROAD			
ZONE A	131,540		1.00
ZONE B	128,645		1.00
COUNTY SERVICE AREA NO.12 LOMAIR	41,090		12.20
COUNTY SERVICE AREA NO.13 PALA MESA	1,730,753		3.10
STEWART CANYON ROAD ANNEX	839,302		3.10
COUNTY SERVICE AREA NO.15 VIA PUERTA DEL SOL	541,322		5.00
COUNTY SERVICE AREA NO.16 WYNOLA	95,330		5.00
COUNTY SERVICE AREA NO.17 SAN DIEGUITO	102,807,988		5.00
COUNTY SERVICE AREA NO.18 HARRISON PARK	320,280		5.00
TOTAL COUNTY SERVICE AREAS	\$122,479,744	\$ 106,328	

COUNTY OF SAN DIEGO FINAL BUDGET  
1970-1971  
SPECIAL DISTRICTS  
GOVERNED THROUGH BOARD OF SUPERVISORS  
ASSESSED VALUATION AND DELINQUENCY ALLOWANCE DATA  
SCHEDULE 13A

DISTRICT-FUND	. . . . . NET ASSESSED VALUATION . . . . .		DELINQUENCY ALLOWANCE SECURED %
	SECURED ROLL	UNSECURED ROLL	
SAN DIEGO COUNTY FLOOD CONTROL DISTRICTS			
ZONE 1	\$215,608,830	\$ 5,611,447	3.30
ZONE 2	125,864,764	6,563,218	3.50
ZONE 3	149,672,281	5,153,713	2.10
ZONE 4	34,190,479	1,735,903	4.10
ZONE 5	25,715,859	289,425	3.70
ZONE 6	176,420	687	5.00
TOTAL SAN DIEGO COUNTY FLOOD CONTROL DISTRICTS	\$551,228,633	\$ 19,354,393	

COUNTY OF SAN DIEGO FINAL BUDGET  
1970-1971

SPECIAL DISTRICTS  
GOVERNED THROUGH BOARD OF SUPERVISORS  
ANALYSIS OF REVENUE BY SOURCE  
OTHER THAN CURRENT PROPERTY TAXES  
SCHEDULE 13B

REVENUE ACCOUNT	SOURCE -- DESCRIPTION	ACTUAL REVENUES 1968-1969	ACTUAL REVENUES 1969-1970	REVENUE ESTIMATES RECOMMENDED 1970-1971	ADOPTED BY THE BOARD OF SUPERVISORS 1970-1971	FUND- GENERAL, UNLESS OTHERWISE INDICATED
<b>LIGHTING DISTRICTS</b>						
<b>BLACKTON HIGHWAY LIGHTING DISTRICT</b>						
219.01	INTEREST - DEPOSITS AND INVESTMENTS	\$ 46	\$ 43	\$	\$	
245.51	STATE AID HOPTR - SEC & UNSEC		88			
TOTAL		\$ 46	\$ 131	\$	\$	
<b>CARDIFF PUBLIC HIGHWAY LIGHTING DISTRICT</b>						
203.01	PROPERTY TAXES - PRIOR SECURED	\$ 238	\$ 13	\$	\$	
204.01	PROPERTY TAXES - PRIOR UNSECURED	2	6			
219.01	INTEREST - DEPOSITS AND INVESTMENTS	534	661			
245.51	STATE AID HOPTR - SEC & UNSEC		1,206			
245.53	STATE AID BITR - SEC & UNSEC		39			
TOTAL		\$ 774	\$ 1,925	\$	\$	
<b>EDEN GARDENS LIGHTING DISTRICT</b>						
203.01	PROPERTY TAXES - PRIOR SECURED	\$ 27	\$ 4	\$	\$	
219.01	INTEREST - DEPOSITS AND INVESTMENTS	43	42			
245.51	STATE AID HOPTR - SEC & UNSEC		83			
245.53	STATE AID BITR - SEC & UNSEC		1			
TOTAL		\$ 70	\$ 130	\$	\$	
<b>ENCINITAS LIGHTING DISTRICT</b>						
219.01	INTEREST - DEPOSITS AND INVESTMENTS	\$ 6	\$ 6	\$	\$	
245.51	STATE AID HOPTR - SEC & UNSEC		8			
TOTAL		\$ 6	\$ 14	\$	\$	
<b>FALLBROOK HIGHWAY LIGHTING DISTRICT</b>						
203.01	PROPERTY TAXES - PRIOR SECURED	\$ 282	\$ 131	\$	\$	
204.01	PROPERTY TAXES - PRIOR UNSECURED	4	91			
219.01	INTEREST - DEPOSITS AND INVESTMENTS	425	438			
245.51	STATE AID HOPTR - SEC & UNSEC		307			
245.53	STATE AID BITR - SEC & UNSEC		68			
290.02	REVENUE APPLICABLE TO PRIOR YEARS-TAXES	5				
TOTAL		\$ 716	\$ 1,035	\$	\$	
<b>HARBORSIDE LIGHTING DISTRICT</b>						
203.01	PROPERTY TAXES - PRIOR SECURED	\$ 16	\$ 38	\$	\$	
204.01	PROPERTY TAXES - PRIOR UNSECURED		1			
219.01	INTEREST - DEPOSITS AND INVESTMENTS	88	122			
245.51	STATE AID HOPTR - SEC & UNSEC		302			
245.53	STATE AID BITR - SEC & UNSEC		4			
290.02	REVENUE APPLICABLE TO PRIOR YEARS-TAXES	3				
293.09	TRANSFERS FROM OTHER FUNDS		231			
TOTAL		\$ 107	\$ 698	\$	\$	

COUNTY OF SAN DIEGO FINAL BUDGET  
1970-1971

SPECIAL DISTRICTS  
GOVERNED THROUGH BOARD OF SUPERVISORS  
ANALYSIS OF REVENUE BY SOURCE  
OTHER THAN CURRENT PROPERTY TAXES  
SCHEDULE 13B

REVENUE ACCOUNT SOURCE -- DESCRIPTION	ACTUAL REVENUES 1968-1969	ACTUAL REVENUES 1969-1970	REVENUE ESTIMATES RECOMMENDED 1970-1971	ADOPTED BY THE BOARD OF SUPERVISORS 1970-1971	FUND- GENERAL, UNLESS OTHERWISE INDICATED
<b>LIGHTING DISTRICTS</b>					
<b>JULIAN PUBLIC HIGHWAY LIGHTING DISTRICT</b>					
203.01 PROPERTY TAXES - PRIOR SECURED	\$		\$ 27	\$	
219.01 INTEREST - DEPOSITS AND INVESTMENTS		33	33		
245.51 STATE AID HOPTR - SEC & UNSEC			20		
245.53 STATE AID BITR - SEC & UNSEC			3		
TOTAL	\$	33	\$ 83	\$	
<b>LAKESIDE PUBLIC HIGHWAY LIGHTING DISTRICT</b>					
203.01 PROPERTY TAXES - PRIOR SECURED		272	76		
204.01 PROPERTY TAXES - PRIOR UNSECURED		16	16		
219.01 INTEREST - DEPOSITS AND INVESTMENTS		583	676		
227.01 OTHER STATE IN-LIEU TAXES- HWY LAND RENT		22			
245.51 STATE AID HOPTR - SEC & UNSEC			646		
245.53 STATE AID BITR - SEC & UNSEC			50		
TOTAL	\$	893	\$ 1,464	\$	
<b>LEMON GROVE LIGHTING DISTRICT</b>					
203.01 PROPERTY TAXES - PRIOR SECURED	\$	11	\$ 38	\$	
204.01 PROPERTY TAXES - PRIOR UNSECURED			6		
219.01 INTEREST - DEPOSITS AND INVESTMENTS		482	561		
245.51 STATE AID HOPTR - SEC & UNSEC			1,629		
245.53 STATE AID BITR - SEC & UNSEC			15		
293.09 TRANSFERS FROM OTHER FUNDS			6,259		
TOTAL	\$	493	\$ 8,508	\$	
<b>POWAY LIGHTING DISTRICT</b>					
203.01 PROPERTY TAXES - PRIOR SECURED	\$	3	\$	\$	
204.01 PROPERTY TAXES - PRIOR UNSECURED			1		
219.01 INTEREST - DEPOSITS AND INVESTMENTS		61	57		
245.51 STATE AID HOPTR - SEC & UNSEC			150		
293.20 OTHER - MISCELLANEOUS		132	336		
TOTAL	\$	196	\$ 544	\$	
<b>RAMONA PUBLIC HIGHWAY LIGHTING DISTRICT</b>					
203.01 PROPERTY TAXES - PRIOR SECURED	\$	77	\$ 99	\$	
204.01 PROPERTY TAXES - PRIOR UNSECURED			6		
219.01 INTEREST - DEPOSITS AND INVESTMENTS		220	237		
245.51 STATE AID HOPTR - SEC & UNSEC			270		
245.53 STATE AID BITR - SEC & UNSEC			33		
TOTAL	\$	297	\$ 645	\$	

COUNTY OF SAN DIEGO FINAL BUDGET  
1970-1971

SPECIAL DISTRICTS  
GOVERNED THROUGH BOARD OF SUPERVISORS,  
ANALYSIS OF REVENUE BY SOURCE  
OTHER THAN CURRENT PROPERTY TAXES  
SCHEDULE 13B

REVENUE ACCOUNT	SOURCE -- DESCRIPTION	ACTUAL REVENUES 1968-1969	ACTUAL REVENUES 1969-1970	REVENUE ESTIMATES RECOMMENDED 1970-1971	ADOPTED BY THE BOARD OF SUPERVISORS 1970-1971	FUND-- GENERAL, UNLESS OTHERWISE INDICATED
<b>LIGHTING DISTRICTS</b>						
<b>REXFORD LIGHTING DISTRICT</b>						
219.01	INTEREST - DEPOSITS AND INVESTMENTS	\$ 71	\$ 78	\$	\$	
245.51	STATE AID HOPTR - SEC & UNSEC		135			
TOTAL		\$ 71	\$ 213	\$	\$	
<b>SPRING VALLEY LIGHTING DISTRICT</b>						
203.01	PROPERTY TAXES - PRIOR SECURED	\$ 49	\$ 70	\$	\$	
204.01	PROPERTY TAXES - PRIOR UNSECURED	1	4			
219.01	INTEREST - DEPOSITS AND INVESTMENTS	310	494			
245.51	STATE AID HOPTR - SEC & UNSEC		1,630			
293.09	TRANSFERS FROM OTHER FUNDS		2,065			
TOTAL		\$ 360	\$ 4,263	\$	\$	
<b>SOLANA BEACH PUBLIC HIGHWAY LIGHTING DISTRICT</b>						
203.01	PROPERTY TAXES - PRIOR SECURED	\$ 56	\$ 127	\$	\$	
204.01	PROPERTY TAXES - PRIOR UNSECURED	2	8			
219.01	INTEREST - DEPOSITS AND INVESTMENTS	386	468			
245.51	STATE AID HOPTR - SEC & UNSEC		533			
245.53	STATE AID BITR - SEC & UNSEC		41			
TOTAL		\$ 444	\$ 1,177	\$	\$	
<b>SYCAMORE HILLS LIGHTING DISTRICT</b>						
203.01	PROPERTY TAXES - PRIOR SECURED	\$ 263	\$ 219	\$	\$	
204.01	PROPERTY TAXES - PRIOR UNSECURED	36	15			
219.01	INTEREST - DEPOSITS AND INVESTMENTS	868	897			
245.51	STATE AID HOPTR - SEC & UNSEC		1,138			
245.53	STATE AID BITR - SEC & UNSEC		21			
TOTAL		\$ 1,167	\$ 2,290	\$	\$	
<b>VISTA LA MESA PUBLIC HIGHWAY LIGHTING DISTRICT</b>						
203.01	PROPERTY TAXES - PRIOR SECURED	\$ 10	\$ 19	\$	\$	
204.01	PROPERTY TAXES - PRIOR UNSECURED		1			
219.01	INTEREST - DEPOSITS AND INVESTMENTS	91	88			
245.51	STATE AID HOPTR - SEC & UNSEC		233			
245.53	STATE AID BITR - SEC & UNSEC		1			
290.01	REVENUE APPLICABLE TO PRIOR YEARS-OTHER	2				
TOTAL		\$ 103	\$ 342	\$	\$	
<b>TOTAL LIGHTING DISTRICTS</b>		\$ 5,776	\$ 23,462	\$	\$	

COUNTY OF SAN DIEGO FINAL BUDGET  
1970-1971

SPECIAL DISTRICTS  
GOVERNED THROUGH BOARD OF SUPERVISORS  
ANALYSIS OF REVENUE BY SOURCE  
OTHER THAN CURRENT PROPERTY TAXES  
SCHEDULE 13B

REVENUE ACCOUNT SOURCE -- DESCRIPTION	ACTUAL REVENUES 1968-1969	ACTUAL REVENUES 1969-1970	REVENUE ESTIMATES RECOMMENDED 1970-1971	ADOPTED BY THE BOARD OF SUPERVISORS 1970-1971	FUND- GENERAL, UNLESS OTHERWISE INDICATED
LIGHTING MAINTENANCE DISTRICTS					
BROOKSIDE LIGHTING MAINTENANCE DISTRICT					
203.01 PROPERTY TAXES - PRIOR SECURED	\$	\$	7	\$	\$
219.01 INTEREST DEPOSITS AND INVESTMENTS		106	170		
TOTAL	\$	106	177	\$	\$
CARLTON OAKS LIGHTING MAINTENANCE DISTRICT					
219.01 INTEREST - DEPOSITS AND INVESTMENTS	\$	55	36	\$	\$
DONALD WAY LIGHTING MAINTENANCE DISTRICT					
219.01 INTEREST - DEPOSITS AND INVESTMENTS	\$		3	\$	\$
ENCINITAS LIGHTING MAINTENANCE DISTRICT NO. 1					
203.01 PROPERTY TAXES - PRIOR SECURED	\$	22	36	\$	\$
204.01 PROPERTY TAXES - PRIOR UNSECURED			2		
219.01 INTEREST - DEPOSITS AND INVESTMENTS		81	144		
TOTAL	\$	103	182	\$	\$
ENCINITAS LIGHTING MAINTENANCE DISTRICT NO. 2					
204.01 PROPERTY TAXES - PRIOR UNSECURED	\$		2	\$	\$
219.01 INTEREST - DEPOSITS AND INVESTMENTS		85			
290.01 REVENUE APPLICABLE TO PRIOR YEARS-OTHER		436			
TOTAL	\$	521	2	\$	\$
LAKE SAN MARCOS LIGHTING MAINTENANCE DISTRICT					
203.01 PROPERTY TAXES - PRIOR SECURED	\$	12	6	\$	\$
219.01 INTEREST - DEPOSITS AND INVESTMENTS		169	249		
293.20 OTHER - MISCELLANEOUS			50		
TOTAL	\$	181	305	\$	\$
LEMON GROVE LIGHTING MAINTENANCE DISTRICT					
204.01 PROPERTY TAXES - PRIOR UNSECURED	\$	14	1	\$	\$
219.01 INTEREST - DEPOSITS AND INVESTMENTS		117	36		
TOTAL	\$	131	37	\$	\$
LEUCADIA LIGHTING MAINTENANCE DISTRICT					
219.01 INTEREST - DEPOSITS AND INVESTMENTS	\$	51	33	\$	\$
293.20 OTHER - MISCELLANEOUS		18	18		
TOTAL	\$	69	51	\$	\$

COUNTY OF SAN DIEGO FINAL BUDGET  
1970-1971

SPECIAL DISTRICTS  
GOVERNED THROUGH BOARD OF SUPERVISORS  
ANALYSIS OF REVENUE BY SOURCE  
OTHER THAN CURRENT PROPERTY TAXES  
SCHEDULE 13B

REVENUE ACCOUNT SOURCE -- DESCRIPTION	ACTUAL REVENUES 1968-1969	ACTUAL REVENUES 1969-1970	REVENUE ESTIMATES RECOMMENDED 1970-1971	ADOPTED BY THE BOARD OF SUPERVISORS 1970-1971	FUND- GENERAL, UNLESS OTHERWISE INDICATED
LIGHTING MAINTENANCE DISTRICTS					
PEPPER DRIVE LIGHTING MAINTENANCE DISTRICT					
219.01 INTEREST - DEPOSITS AND INVESTMENTS	\$ 17	\$ 31	\$	\$	
ROYAL CREST LIGHTING MAINTENANCE DISTRICT					
219.01 INTEREST - DEPOSITS AND INVESTMENTS	\$	\$ 6	\$	\$	
SAN DIEGO COUNTY LIGHTING MAINTENANCE DISTRICT NO. 1					
219.01 INTEREST - DEPOSITS AND INVESTMENTS	\$ 99	\$ 228	\$	\$	
293.20 OTHER - MISCELLANEOUS	3,158	8,212			
TOTAL	\$ 3,257	\$ 8,440	\$	\$	
SAN DIEGO COUNTY LIGHTING MAINTENANCE DISTRICT NO. 2					
219.01 INTEREST - DEPOSITS AND INVESTMENTS	\$ 35	\$ 36	\$	\$	
293.20 OTHER MISCELLANEOUS	714	495			
TOTAL	\$ 749	\$ 531	\$	\$	
SPRING VALLEY LIGHTING MAINTENANCE DISTRICT					
203.01 PROPERTY TAXES - PRIOR SECURED	\$	\$ 293	\$	\$	
219.01 INTEREST - DEPOSITS AND INVESTMENTS		204			
227.01 OTHER STATE IN-LIEU TAXES-HWY LAND RENT		1			
TOTAL	\$	\$ 498	\$	\$	
SUNSHINE PARK LIGHTING MAINTENANCE DISTRICT					
219.01 INTEREST - DEPOSITS AND INVESTMENTS	\$ 25	\$ 36	\$	\$	
WINTER GARDENS LIGHTING MAINTENANCE DISTRICT					
219.01 INTEREST - DEPOSITS AND INVESTMENTS	\$	\$ 9	\$	\$	
TOTAL LIGHTING MAINTENANCE DISTRICTS	\$ 5,214	\$ 10,344	\$	\$	

COUNTY OF SAN DIEGO FINAL BUDGET  
1970-1971

SPECIAL DISTRICTS  
GOVERNED THROUGH BOARD OF SUPERVISORS  
ANALYSIS OF REVENUE BY SOURCE  
OTHER THAN CURRENT PROPERTY TAXES  
SCHEDULE 13B

REVENUE ACCOUNT	SOURCE -- DESCRIPTION	ACTUAL REVENUES 1968-1969	ACTUAL REVENUES 1969-1970	REVENUE ESTIMATES RECOMMENDED 1970-1971	ADOPTED BY THE BOARD OF SUPERVISORS 1970-1971	FUND- GENERAL, UNLESS OTHERWISE INDICATED
<b>SANITATION DISTRICTS</b>						
<b>ALPINE SANITATION DISTRICT</b>						
203.01	PROPERTY TAXES - PRIOR SECURED	\$ 7	\$ 83	\$ 10	\$ 10	
203.01	PROPERTY TAXES - PRIOR SECURED	118	32	50	50	DEBT SERVICE 1953
203.01	PROPERTY TAXES - PRIOR SECURED		3			DEBT SERVICE 1953 (5M)
219.01	INTEREST - DEPOSITS AND INVESTMENTS	148	46			
219.01	INTEREST - DEPOSITS AND INVESTMENTS	454	490			DEBT SERVICE 1953
219.01	INTEREST - DEPOSITS AND INVESTMENTS	12	14			DEBT SERVICE 1953 (5M)
280.02	SANITATION SERVICES-SEWER SERV CHGS & FEES	8,994	10,872	10,748	10,748	
287.20	OTHER - MISCELLANEOUS			200	200	DEBT SERVICE 1953
290.02	REVENUE APPLICABLE TO PRIOR YEARS-TAXES	10				
290.02	REVENUE APPLICABLE TO PRIOR YEARS-TAXES	10				DEBT SERVICE 1953
293.20	OTHER - MISCELLANEOUS	40	56			
TOTAL		\$ 9,793	\$ 11,596	\$ 11,008	\$ 11,008	
<b>BUENA SANITATION DISTRICT</b>						
203.01	PROPERTY TAXES - PRIOR SECURED	\$ 23	\$ 411	\$	\$	
203.01	PROPERTY TAXES - PRIOR SECURED	1,496	574	800	800	DEBT SERVICE 1964
219.01	INTEREST - DEPOSITS AND INVESTMENTS	1,830	952			
219.01	INTEREST - DEPOSITS AND INVESTMENTS	17,205	14,933	4,000	4,000	DEBT SERVICE 1964
280.02	SANITATION SERVICES-SEWER SERV CHGS & FEES	36,318	40,173	48,290	48,290	
293.09	TRANSFERS FROM OTHER FUNDS	43,000	30,000	43,820	43,820	DEBT SERVICE 1964
293.20	OTHER - MISCELLANEOUS	217	1,235			
TOTAL		\$ 100,089	\$ 88,278	\$ 96,910	\$ 96,910	
<b>CARDIFF SANITATION DISTRICT</b>						
203.01	PROPERTY TAXES - PRIOR SECURED	\$ 362	\$ 123	\$ 110	\$ 110	DEBT SERVICE 1956
203.01	PROPERTY TAXES - PRIOR SECURED	37	168			
203.01	PROPERTY TAXES - PRIOR SECURED	716	680			1965 SEWER REVENUE
204.01	PROPERTY TAXES - PRIOR UNSECURED		2			DEBT SERVICE 1956
204.01	PROPERTY TAXES - PRIOR UNSECURED		3			
204.01	PROPERTY TAXES - PRIOR UNSECURED		1			1965 SEWER REVENUE
219.01	INTEREST - DEPOSITS AND INVESTMENTS	298	607			
219.01	INTEREST - DEPOSITS AND INVESTMENTS	902	905	800	800	DEBT SERVICE 1956
219.01	INTEREST - DEPOSITS AND INVESTMENTS		85			1965 SEWER REVENUE BOND - RETIREMENT
219.01	INTEREST - DEPOSITS AND INVESTMENTS	3,122	2,994			1965 SEWER REVENUE BOND - RESERVE
219.01	INTEREST - DEPOSITS AND INVESTMENTS	28	4			1965 SEWER REVENUE BOND - INTEREST
219.01	INTEREST - DEPOSITS AND INVESTMENTS	294	119			1965 SEWER MAINTENANCE & OPERATION



COUNTY OF SAN DIEGO FINAL BUDGET  
1970-1971

SPECIAL DISTRICTS  
GOVERNED THROUGH BOARD OF SUPERVISORS  
ANALYSIS OF REVENUE BY SOURCE  
OTHER THAN CURRENT PROPERTY TAXES  
SCHEDULE 13B

REVENUE ACCOUNT SOURCE -- DESCRIPTION	ACTUAL REVENUES 1968-1969	ACTUAL REVENUES 1969-1970	REVENUE ESTIMATES RECOMMENDED 1970-1971	ADOPTED BY THE BOARD OF SUPERVISORS 1970-1971	FUND- GENERAL, UNLESS OTHERWISE INDICATED
<b>SANITATION DISTRICTS</b>					
<b>CARDIFF SANITATION DISTRICT - CONTINUED</b>					
219.01 INTEREST - DEPOSITS AND INVESTMENTS	\$ 1,125	\$ 387	\$	\$	1965 SEWER REVENUE BONDS - SURPLUS
219.01 INTEREST - DEPOSITS AND INVESTMENTS	170	318			1965 SEWER REVENUE
280.02 SANITATION SERVICES-SEWER SERV CHGS & FEES	9,074	11,457	82,408	82,408	1965 SEWER REVENUE
291.01 SALE OF FIXED ASSETS-LAND, STRUCT&IMPROVMTS	5,685				1965 SEWER REVENUE
293.09 TRANSFERS FROM OTHER FUNDS	10,000	12,000	7,000	7,000	
293.09 TRANSFERS FROM OTHER FUNDS	27,780	35,360	33,000	33,000	1965 SEWER MAINTENANCE & OPERATION
293.09 TRANSFERS FROM OTHER FUNDS	1,100	20			1965 SEWER REVENUE
293.09 TRANSFERS FROM OTHER FUNDS	23,700	29,200	23,257	23,257	1965 SEWER REVENUE BOND - INTEREST
293.09 TRANSFERS FROM OTHER FUNDS	21,500	15,340			1965 SEWER REVENUE BOND - RESERVE
293.09 TRANSFERS FROM OTHER FUNDS	10,000	10,000	9,915	9,915	1965 SEWER REVENUE BOND - RETIREMENT
293.09 TRANSFERS FROM OTHER FUNDS			13,281	13,281	1965 SEWER REVENUE BOND - SURPLUS
293.20 OTHER - MISCELLANEOUS		700			1965 SEWER REVENUE
293.20 OTHER - MISCELLANEOUS	325				
TOTAL	\$ 116,227	\$ 120,473	\$ 169,771	\$ 169,771	
<b>JULIAN SANITATION DISTRICT</b>					
203.01 PROPERTY TAXES - PRIOR SECURED	\$	\$ 110	\$ 50	\$ 50	
203.01 PROPERTY TAXES - PRIOR SECURED	200	170			DEBT SERVICE 1953
204.01 PROPERTY TAXES - PRIOR UNSECURED		3			
219.01 INTEREST - DEPOSITS AND INVESTMENTS	21	39			
219.01 INTEREST - DEPOSITS AND INVESTMENTS	97	89			DEBT SERVICE 1953
280.02 SANITATION SERVICES-SEWER SERV CHGS & FEES		2,626	2,796	2,796	
290.08 REV APPL TO PY - CHGS FOR CURRENT SERV		48			
293.20 OTHER - MISCELLANEOUS	13				
TOTAL	\$ 131	\$ 3,034	\$ 2,846	\$ 2,846	
<b>LAKESIDE SANITATION DISTRICT</b>					
203.01 PROPERTY TAXES - PRIOR SECURED	\$ 1,749	\$ 653	\$ 450	\$ 450	
203.01 PROPERTY TAXES - PRIOR SECURED	1,026	711	500	500	DEBT SERVICE 1958
204.01 PROPERTY TAXES - PRIOR UNSECURED		3			
219.01 INTEREST - DEPOSITS AND INVESTMENTS	5,222	8,449			
219.01 INTEREST - DEPOSITS & INVESTMENTS	788	857			DEBT SERVICE 1958
227.01 OTHER STATE IN-LIEU TAX-HWY LAND RENT	62	3			
280.02 SANITATION SERVICES-SEWER SERV CHGS & FEES	64,911	85,096	174,533	174,533	
293.20 OTHER - MISCELLANEOUS	348	2,496			
TOTAL	\$ 74,106	\$ 98,271	\$ 175,483	\$ 175,483	

COUNTY OF SAN DIEGO FINAL BUDGET  
1970-1971

SPECIAL DISTRICTS  
GOVERNED THROUGH BOARD OF SUPERVISORS  
ANALYSIS OF REVENUE BY SOURCE  
OTHER THAN CURRENT PROPERTY TAXES  
SCHEDULE 13B

REVENUE ACCOUNT SOURCE -- DESCRIPTION	ACTUAL REVENUES 1968-1969	ACTUAL REVENUES 1969-1970	REVENUE ESTIMATES RECOMMENDED 1970-1971	ADOPTED BY THE BOARD OF SUPERVISORS 1970-1971	FUND- GENERAL, UNLESS OTHERWISE INDICATED
SANITATION DISTRICTS					
LEMON GROVE SANITATION DISTRICT					
203.01 PROPERTY TAXES - PRIOR SECURED	\$ 1,712	\$ 427	\$ 210	\$ 210	
204.01 PROPERTY TAXES - PRIOR UNSECURED		10			
219.01 INTEREST - DEPOSITS AND INVESTMENTS	1,157	1,311			
280.02 SANITATION SERVICES-SEWER SERV CHGS & FEES	99,372	99,617	97,350	97,350	
293.20 OTHER - MISCELLANEOUS	856	1,314			
TOTAL	\$ 103,097	\$ 102,679	\$ 97,560	\$ 97,560	
MONTGOMERY SANITATION DISTRICT					
203.01 PROPERTY TAXES - PRIOR SECURED	\$ 2,036	\$ 990	\$	\$	
204.01 PROPERTY TAXES - PRIOR UNSECURED	1	19			
219.01 INTEREST - DEPOSITS AND INVESTMENTS	2,756	3,011			
227.01 OTHER STATE IN-LIEU TAX-HWY LAND RENT		56			
280.01 SANITATION SERVICES-SERV PROP OWNERS		200			
280.02 SANITATION SERVICES-SEWER SERV CHGS & FEES	61,983	80,645	88,955	88,955	
290.01 REVENUE APPL TO PRIOR YEARS - OTHER		12			
290.02 REVENUE APPLICABLE TO PRIOR YEARS-TAXES	9				
290.08 REV APPL TO PY - CHGS FOR CURRENT SERV		1,050			
293.20 OTHER - MISCELLANEOUS	447	3,837			
TOTAL	\$ 67,232	\$ 89,820	\$ 88,955	\$ 88,955	
PINE VALLEY SANITATION DISTRICT					
219.01 PROPERTY TAXES - PRIOR SECURED	\$	\$ 423	\$	\$	
280.02 SANITATION SERVICES-SEWER SERV CHGS & FEES		8,000	9,220	9,220	
TOTAL	\$	\$ 8,423	\$ 9,220	\$ 9,220	
RAMONA SANITATION DISTRICT					
203.01 PROPERTY TAXES - PRIOR SECURED	\$ 687	\$ 620	\$ 500	\$ 500	
203.01 PROPERTY TAXES - PRIOR SECURED	104	98	75	75	DEBT SERVICE 1949
204.01 PROPERTY TAXES - PRIOR UNSECURED		7			
204.01 PROPERTY TAXES - PRIOR UNSECURED		1			DEBT SERVICE 1949
219.01 INTEREST - DEPOSITS AND INVESTMENTS	133	141			DEBT SERVICE 1949
219.01 INTEREST - DEPOSITS AND INVESTMENTS	85	198			
280.02 SANITATION SERVICES-SEWER SERV CHGS & FEES	16,345	16,139	18,322	18,322	
293.20 OTHER - MISCELLANEOUS	352	156			
TOTAL	\$ 17,706	\$ 17,360	\$ 18,897	\$ 18,897	

COUNTY OF SAN DIEGO FINAL BUDGET  
1970-1971

SPECIAL DISTRICTS  
GOVERNED THROUGH BOARD OF SUPERVISORS  
ANALYSIS OF REVENUE BY SOURCE  
OTHER THAN CURRENT PROPERTY TAXES  
SCHEDULE 13B

REVENUE ACCOUNT SOURCE -- DESCRIPTION	ACTUAL REVENUES 1968-1969	ACTUAL REVENUES 1969-1970	REVENUE ESTIMATES RECOMMENDED 1970-1971	ADOPTED BY THE BOARD OF SUPERVISORS 1970-1971	FUND- GENERAL, UNLESS OTHERWISE INDICATED
<b>SANITATION DISTRICTS</b>					
<b>RANCHO SANTA FE SANITATION DISTRICT</b>					
203.01 PROPERTY TAXES - PRIOR SECURED	\$ 382	\$ 292	\$ 165	\$ 165	
203.01 PROPERTY TAXES - PRIOR SECURED	117	79	45	45	DEBT SERVICE 1960
204.01 PROPERTY TAXES - PRIOR UNSECURED		2			
204.01 PROPERTY TAXES - PRIOR UNSECURED		1			DEBT SERVICE 1960
219.01 INTEREST - DEPOSITS AND INVESTMENTS	411	877			
219.01 INTEREST - DEPOSITS AND INVESTMENTS	435	467			DEBT SERVICE 1960
280.02 SANITATION SERVICES-SEWER SERV CHGS & FEES	1,734	4,156			
287.20 OTHER - MISCELLANEOUS			2,000	2,000	
290.01 REVENUE APPL TO PRIOR YEARS - OTHER		78			
293.20 OTHER - MISCELLANEOUS	167	217			
TOTAL	\$ 3,246	\$ 6,169	\$ 2,210	\$ 2,210	
<b>ROLANDO SANITATION DISTRICT</b>					
203.01 PROPERTY TAXES - PRIOR SECURED	\$ 276	\$ 131	\$ 100	\$ 100	
204.01 PROPERTY TAXES - PRIOR UNSECURED		1			
219.01 INTEREST - DEPOSITS AND INVESTMENTS	266	676			
280.02 SANITATION SERVICES-SEWER SERV CHGS & FEES	483	342			
287.20 OTHER - MISCELLANEOUS			150	150	
290.02 REVENUE APPLICABLE TO PRIOR YEARS-TAXES	2				
293.20 OTHER MISCELLANEOUS	125	67			
TOTAL	\$ 1,152	\$ 1,217	\$ 250	\$ 250	
<b>SOLANA BEACH SANITATION DISTRICT</b>					
203.01 PROPERTY TAXES - PRIOR SECURED	\$ 139	\$ 401	\$ 280	\$ 280	
203.01 PROPERTY TAXES - PRIOR SECURED	316	1,081			1965 SEWER REVENUE
204.01 PROPERTY TAXES - PRIOR UNSECURED		39			
219.01 INTEREST - DEPOSITS AND INVESTMENTS	588	714			1965 SEWER REVENUE
219.01 INTEREST - DEPOSITS AND INVESTMENTS	56	114			1965 SEWER REVENUE BOND - INTEREST
219.01 INTEREST - DEPOSITS AND INVESTMENTS	897	2,071			
219.01 INTEREST - DEPOSITS AND INVESTMENTS	3,982	3,535			1965 SEWER REVENUE BOND - RESERVE
219.01 INTEREST - DEPOSITS AND INVESTMENTS	285	257			1965 SEWER MAINTENANCE & OPERATION
219.01 INTEREST - DEPOSITS AND INVESTMENTS	1,071	713			1965 SEWER REVENUE BOND - SURPLUS
219.01 INTEREST - DEPOSITS AND INVESTMENTS		34			1965 SEWER REVENUE BOND - RETIREMENT
280.02 SANITATION SERVICES-SEWER SERV CHGS & FEES	17,456	25,728	77,135	77,135	1965 SEWER REVENUE
291.01 SALE OF FIXED ASSETS-LAND, STRUCT&IMPROVMTS	5,685				
293.09 TRANSFERS FROM OTHER FUNDS	24,000	37,390	24,430	24,430	1965 SEWER REVENUE BOND - INTEREST

COUNTY OF SAN DIEGO FINAL BUDGET  
1970-1971

SPECIAL DISTRICTS  
GOVERNED THROUGH BOARD OF SUPERVISORS  
ANALYSIS OF REVENUE BY SOURCE  
OTHER THAN CURRENT PROPERTY TAXES  
SCHEDULE 13B

REVENUE ACCOUNT SOURCE -- DESCRIPTION	ACTUAL REVENUES 1968-1969	ACTUAL REVENUES 1969-1970	REVENUE ESTIMATES RECOMMENDED 1970-1971	ADOPTED BY THE BOARD OF SUPERVISORS 1970-1971	FUND- GENERAL, UNLESS OTHERWISE INDICATED
SANITATION DISTRICTS					
SOLANA BEACH SANITATION DISTRICT - CONTINUED					
293.09 TRANSFERS FROM OTHER FUNDS	\$ 41,507	\$ 32,610	\$ 35,235	\$ 35,235	1965 SEWER MAINTENANCE & OPERATION
293.09 TRANSFERS FROM OTHER FUNDS	10,000	10,000	9,970	9,970	1965 SEWER REVENUE BOND - RETIREMENT
293.09 TRANSFERS FROM OTHER FUNDS			25,105	25,105	1965 SEWER REVENUE BOND - SURPLUS
293.09 TRANSFERS FROM OTHER FUNDS	4,700				
293.09 TRANSFERS FROM OTHER FUNDS	10,000	13,890			1965 SEWER REVENUE BOND - RESERVE
293.20 OTHER - MISCELLANEOUS	5,309	484			1965 SEWER REVENUE
293.20 OTHER - MISCELLANEOUS	450				
TOTAL	\$ 126,441	\$ 129,061	\$ 172,155	\$ 172,155	
SPRING VALLEY SANITATION DISTRICT					
203.01 PROPERTY TAXES - PRIOR SECURED	\$ 1,845	\$ 1,764	\$ 1,400	\$ 1,400	
203.01 PROPERTY TAXES - PRIOR SECURED	1,625	1,574	1,250	1,250	DEBT SERVICE 1956
203.01 PROPERTY TAXES - PRIOR SECURED	3,960	3,468			1962 SEWER REVENUE
204.01 PROPERTY TAXES - PRIOR UNSECURED	6	7			DEBT SERVICE 1956
204.01 PROPERTY TAXES - PRIOR UNSECURED	7	8			
219.01 INTEREST - DEPOSITS AND INVESTMENTS	13,483	3,897	2,000	2,000	
219.01 INTEREST - DEPOSITS AND INVESTMENTS	2,852	3,177			DEBT SERVICE 1956
219.01 INTEREST - DEPOSITS AND INVESTMENTS	3,061	2,924			1962 SEWER REVENUE
219.01 INTEREST - DEPOSITS AND INVESTMENTS	447	859			1962 SEWER REVENUE MAINTENANCE & OPERATION
219.01 INTEREST - DEPOISTS AND INVESTMENTS	348	313			1962 SEWER REVENUE BOND - INTEREST
219.01 INTEREST - DEPOSITS AND INVESTMENTS	5,569	9,345	5,000	5,000	1962 SEWER REVENUE BOND - RESERVE
219.01 INTEREST - DEPOSITS AND INVESTMENTS	663	1,313			1962 SEWER REVENUE BOND - SURPLUS
219.01 INTEREST - DEPOSITS AND INVESTMENTS	478	59			REVENUE
227.01 OTHER STATE IN-LIEU TAX-HWY LAND RENT	337	406			1962 SEWER REVENUE BOND - PRINCIPAL
280.02 SANITATION SERVICES-SEWER SERV CHGS & FEES	59,229	86,654	354,515	354,515	1962 SEWER REVENUE

COUNTY OF SAN DIEGO FINAL BUDGET  
1970-1971

SPECIAL DISTRICTS  
GOVERNED THROUGH BOARD OF SUPERVISORS  
ANALYSIS OF REVENUE BY SOURCE  
OTHER THAN CURRENT PROPERTY TAXES  
SCHEDULE 13B

REVENUE ACCOUNT SOURCE -- DESCRIPTION	ACTUAL REVENUES 1968-1969	ACTUAL REVENUES 1969-1970	REVENUE ESTIMATES RECOMMENDED 1970-1971	ADOPTED BY THE BOARD OF SUPERVISORS 1970-1971	FUND- GENERAL, UNLESS OTHERWISE INDICATED
<b>SANITATION DISTRICTS</b>					
<b>SPRING VALLEY SANITATION DISTRICT - CONTINUED</b>					
280.02 SANITATION SERVICES-SEWER SERV CHGS & FEES\$		\$ 1,909	\$	\$	1962 SEWER REVENUE MAINTENANCE & OPERATION
280.03 SANITATION SERVICES - OTHER GOVMT AGENCIES	17,307				
290.01 REVENUE APPLICABLE TO PRIOR YEARS-OTHER	1,461				1962 SEWER REVENUE BOND - RESERVE
290.01 REVENUE APPLICABLE TO PRIOR YEARS-OTHER		7,516			1962 SEWER REVENUE BOND - SURPLUS
290.02 REVENUE APPLICABLE TO PRIOR YEARS-TAXES	37				
290.02 REVENUE APPLICABLE TO PRIOR YEARS-TAXES	18				DEBT SERVICE 1956
291.02 SALE OF FIXED ASSETS - EQUIPMENT		75			
293.09 TRANSFERS FROM OTHER FUNDS	139,543	124,475	109,125	109,125	1962 SEWER REVENUE MAINTENANCE & OPERATION
293.09 TRANSFERS FROM OTHER FUNDS	51,530	61,821	48,510	48,510	1962 SEWER REVENUE BOND - INTEREST
293.09 TRANSFERS FROM OTHER FUNDS	39,025	44,520	44,938	44,938	1962 SEWER REVENUE BOND - PRINCIPAL
293.09 TRANSFERS FROM OTHER FUNDS	55,000	30,000	190,000	190,000	
293.09 TRANSFERS FROM OTHER FUNDS	20,000	538			1962 SEWER REVENUE BOND - RESERVE
293.09 TRANSFERS FROM OTHER FUNDS	5,282		18,558	18,558	1962 SEWER REVENUE BOND - SURPLUS
293.09 TRANSFERS FROM OTHER FUNDS	20,000				1962 SEWER REVENUE
293.20 OTHER - MISCELLANEOUS	790	5,654			1962 SEWER REVENUE
293.20 OTHER - MISCELLANEOUS	66,559	121			
293.20 OTHER - MISCELLANEOUS	3,800				1962 SEWER REVENUE BOND - RESERVE
TOTAL	\$ 514,262	\$ 392,397	\$ 775,296	\$ 775,296	
<b>WHISPERING PALMS SANITATION DISTRICT</b>					
203.01 PROPERTY TAXES - PRIOR SECURED	\$ 15	\$ 44	\$	\$	
219.01 INTEREST - DEPOSITS AND INVESTMENTS	1,123	725			
TOTAL	\$ 1,138	\$ 769	\$	\$	
TOTAL SANITATION DISTRICTS	\$ 1,134,620	\$ 1,069,547	\$ 1,620,561	\$ 1,620,561	

COUNTY OF SAN DIEGO FINAL BUDGET  
1970-1971

SPECIAL DISTRICTS  
GOVERNED THROUGH BOARD OF SUPERVISORS  
ANALYSIS OF REVENUE BY SOURCE  
OTHER THAN CURRENT PROPERTY TAXES  
SCHEDULE 13B

REVENUE ACCOUNT SOURCE -- DESCRIPTION	ACTUAL REVENUES 1968-1969	ACTUAL REVENUES 1969-1970	REVENUE ESTIMATES RECOMMENDED 1970-1971	ADOPTED BY THE BOARD OF SUPERVISORS 1970-1971	FUND- GENERAL, UNLESS OTHERWISE INDICATED
RECREATION AND PARK DISTRICTS					
SPRING VALLEY RECREATION AND PARK DISTRICT					
203.01 PROPERTY TAXES - PRIOR SECURED	\$ 955	\$ 679	\$ 500	\$ 500	
204.01 PROPERTY TAXES - PRIOR UNSECURED	24	48			
219.01 INTEREST - DEPOSITS AND INVESTMENTS	4,172	4,418	9,500	9,500	
245.51 STATE AID HOPTR - SEC & UNSEC		1,724			
245.53 STATE AID BITR - SEC & UNSEC		62			
TOTAL	\$ 5,151	\$ 6,931	\$ 10,000	\$ 10,000	
MAINTENANCE DISTRICTS					
RANCHO SANTA FE MAINTENANCE DISTRICT					
203.01 PROPERTY TAXES - PRIOR SECURED	\$ 357	\$ 326	\$	\$	
204.01 PROPERTY TAXES - PRIOR UNSECURED		1			
219.01 INTEREST - DEPOSITS AND INVESTMENTS	1,098	1,188			
292.01 OTHER SALES - PERSONAL PROPERTY	67				
293.05 OTHER - RECOVERED EXPENDITURES		3			
293.12 OTHER-COMP INSURANCE REFUND OF PREMIUM	158	147			
293.20 OTHER - MISCELLANEOUS	100				
TOTAL	\$ 1,780	\$ 1,665	\$	\$	
SAN DIEGO COUNTY DRAINAGE MAINTENANCE DISTRICT NO. 1					
203.01 PROPERTY TAXES - PRIOR SECURED	\$ 175	\$ 73	\$	\$	
219.01 INTEREST - DEPOSITS AND INVESTMENTS	78	219			
TOTAL	\$ 253	\$ 292	\$	\$	
WINTER GARDENS SEWER MAINTENANCE DISTRICT					
203.01 PROPERTY TAXES - PRIOR SECURED	\$ 952	\$ 290	\$ 300	\$ 300	
219.01 INTEREST - DEPOSITS AND INVESTMENTS	557	1,008			
280.02 SANITATION SERVICES-SEWER SERV CHGS & FEES	19,210	28,295	33,875	33,875	
293.20 OTHER - MISCELLANEOUS		2,048			
TOTAL	\$ 20,719	\$ 31,641	\$ 34,175	\$ 34,175	
TOTAL MAINTENANCE DISTRICTS	\$ 22,752	\$ 33,598	\$ 34,175	\$ 34,175	

COUNTY OF SAN DIEGO FINAL BUDGET  
1970-1971

SPECIAL DISTRICTS  
GOVERNED THROUGH BOARD OF SUPERVISORS  
ANALYSIS OF REVENUE BY SOURCE  
OTHER THAN CURRENT PROPERTY TAXES  
SCHEDULE 13B

REVENUE ACCOUNT SOURCE -- DESCRIPTION	ACTUAL REVENUES 1968-1969	ACTUAL REVENUES 1969-1970	REVENUE ESTIMATES RECOMMENDED 1970-1971	ADOPTED BY THE BOARD OF SUPERVISORS 1970-1971	FUND- GENERAL, UNLESS OTHERWISE INDICATED
<b>COMMUNITY SERVICES DISTRICTS</b>					
CARDIFF MARINA COMMUNITY SERVICES DISTRICT					
202.01 PROPERTY TAXES - PRIOR SECURED	\$ 60	\$	\$	\$	
219.01 INTEREST - DEPOSITS AND INVESTMENTS	296	348			
290.02 REVENUE APPLICABLE TO PRIOR YEARS-TAXES	16				
TOTAL	\$ 372	\$ 348	\$	\$	
<b>COUNTY SERVICE AREAS</b>					
COUNTY SERVICE AREA NO. 1 WHISPERING PALMS					
219.01 INTEREST - DEPOSITS AND INVESTMENTS	\$	\$ 216	\$	\$	
245.51 STATE AID HOPTR - SEC & UNSEC		114			
293.20 OTHER - MISCELLANEOUS		275			
TOTAL	\$	\$ 605	\$	\$	
COUNTY SERVICE AREA NO. 2 LA COSTA					
203.01 PROPERTY TAXES - PRIOR SECURED	\$ 638	\$	\$	\$	
219.01 INTEREST - DEPOSITS AND INVESTMENTS	12,007	10,648	1,000	1,000	
245.51 STATE AID HOPTR - SEC & UNSEC		151			
290.02 REVENUE APPLICABLE TO PRIOR YEARS-TAXES	94				
293.05 OTHER - RECOVERED EXPENDITURES		7			
TOTAL	\$ 12,739	\$ 10,806	\$ 1,000	\$ 1,000	
COUNTY SERVICE AREA NO. 3 NORTH CARLSBAD					
203.01 PROPERTY TAXES - PRIOR SECURED	\$ 8	\$ 25	\$	\$	
219.01 INTEREST - DEPOSITS AND INVESTMENTS	28	1,147			
TOTAL	\$ 36	\$ 1,172	\$	\$	
COUNTY SERVICE AREA NO. 4 MAJESTIC PINES					
203.01 PROPERTY TAXES - PRIOR SECURED	\$ 785	\$	\$	\$	
204.01 PROPERTY TAXES - PRIOR UNSECURED	1,073				
209.02 OTHER TAXES - COLL OF DISCHARGED ACCTS	375				
219.01 INTEREST - DEPOSITS AND INVESTMENTS	1,366				
290.01 REVENUE APPLICABLE TO PRIOR YEARS-OTHER	9				
ZONE A MAJESTIC PINES					
219.01 INTEREST - DEPOSITS AND INVESTMENTS	33	1,100			
245.51 STATE AID HOPTR - SEC & UNSEC		716			
289.01 REVENUE FROM DISCONTINUED DISTRICTS		2,838			
292.04 OTHER SALES - WATER SALES			13,720	13,720	
292.05 OTHER SALES - WATER SERV- CONN FEES	11,065	420			
293.20 OTHER - MISCELLANEOUS		226			

COUNTY OF SAN DIEGO FINAL BUDGET  
1970-1971

SPECIAL DISTRICTS  
GOVERNED THROUGH BOARD OF SUPERVISORS  
ANALYSIS OF REVENUE BY SOURCE  
OTHER THAN CURRENT PROPERTY TAXES  
SCHEDULE 13B

REVENUE ACCOUNT SOURCE -- DESCRIPTION	ACTUAL REVENUES 1968-1969	ACTUAL REVENUES 1969-1970	REVENUE ESTIMATES RECOMMENDED 1970-1971	ADOPTED BY THE BOARD OF SUPERVISORS 1970-1971	FUND- GENERAL, UNLESS OTHERWISE INDICATED
COUNTY SERVICE AREAS					
ZONE B MAJESTIC PINES					
203.01 PROPERTY TAXES - PRIOR SECURED	\$	\$	42	\$	\$
219.01 INTEREST - DEPOSITS AND INVESTMENTS		32	996		
245.51 STATE AID HOPTR - SEC & UNSEC			358		
292.04 OTHER SALES - WATER SALES	9,240			14,010	14,010
292.05 OTHER SALES - WATER SERV - CONN FEES			1,838		
292.06 OTHER SALES - NON OPERATING			13		
293.20 OTHER - MISCELLANEOUS			291		
ZONE C MAJESTIC PINES					
203.01 PROPERTY TAXES - PRIOR SECURED			51		
219.01 INTEREST - DEPOSITS AND INVESTMENTS		16	225		
245.51 STATE AID HOPTR - SEC & UNSEC			18		
292.04 OTHER SALES - WATER SALES	747			2,405	2,405
292.06 OTHER SALES - NON OPERATING			900		
293.20 OTHER - MISCELLANEOUS			638		
ZONE D MAJESTIC PINES					
219.01 INTEREST - DEPOSITS AND INVESTMENTS			1		
287.01 OTHER - SERV TO EMPL AND OTHERS			500		
TOTAL	\$ 24,741	\$ 11,171	\$ 30,135	\$ 30,135	
COUNTY SERVICE AREA NO. 5 HIGH VALLEY					
203.01 PROPERTY TAXES - PRIOR SECURED	\$	\$		\$	\$
219.01 INTEREST - DEPOSITS AND INVESTMENTS	\$	55	487	\$	\$
245.51 STATE AID HOPTR - SEC & UNSEC		400	363		
TOTAL	\$ 455	\$ 1,129	\$	\$	
COUNTY SERVICE AREA NO. 6 PAUMA VALLEY					
203.01 PROPERTY TAXES - PRIOR SECURED	\$	434	\$ 3	\$	\$
219.01 INTEREST - DEPOSITS AND INVESTMENTS		206	188		
245.51 STATE AID HOPTR - SEC & UNSEC			74		
290.02 REVENUE - APPL TO PRIOR YEARS-TAXES			97		
TOTAL	\$ 640	\$ 362	\$	\$	
COUNTY SERVICE AREA NO. 7 RAINBOW VALLEY					
203.01 PROPERTY TAXES - PRIOR SECURED	\$		\$ 125	\$	\$
204.01 PROPERTY TAXES - PRIOR UNSECURED			1		
219.01 INTEREST - DEPOSITS AND INVESTMENTS		176	628		
245.51 STATE AID HOPTR SEC & UNSEC			103		
245.53 STATE AID BITR SEC & UNSEC			15		
291.01 SALE OF FIXED ASSETS - LAND,STR & IMP			1,379		
293.20 OTHER - MISCELLANEOUS				1,379	1,379
TOTAL	\$ 176	\$ 2,251	\$ 1,379	\$ 1,379	



COUNTY OF SAN DIEGO FINAL BUDGET  
1970-1971

SPECIAL DISTRICTS  
GOVERNED THROUGH BOARD OF SUPERVISORS  
ANALYSIS OF REVENUE BY SOURCE  
OTHER THAN CURRENT PROPERTY TAXES  
SCHEDULE 13B

REVENUE ACCOUNT SOURCE -- DESCRIPTION	ACTUAL REVENUES 1968-1969	ACTUAL REVENUES 1969-1970	REVENUE ESTIMATES RECOMMENDED 1970-1971	ADOPTED BY THE BOARD OF SUPERVISORS 1970-1971	FUND- GENERAL, UNLESS OTHERWISE INDICATED
COUNTY SERVICE AREAS					
COUNTY SERVICE AREA NO. 8 MAGEE ROAD					
203.01 PROPERTY TAXES - PRIOR SECURED	\$	\$	14	\$	\$
219.01 INTEREST - DEPOSITS AND INVESTMENTS		125	995		
245.51 STATE AID HOPTR - SEC & UNSEC			26		
TOTAL	\$	125	\$ 1,035	\$	\$
COUNTY SERVICE AREA NO. 9 SANTA FE					
293.20 OTHER - MISCELLANEOUS					
ZONE A SANTA FE	\$	24	\$ 12	\$	\$
219.01 INTEREST - DEPOSITS AND INVESTMENTS			15		
ZONE B SANTA FE					
219.01 INTEREST - DEPOSITS AND INVESTMENTS			13		
245.51 STATE AID HOPTR - SEC & UNSEC			18		
ZONE C SANTA FE					
219.01 INTEREST - DEPOSITS AND INVESTMENTS			5		
293.20 OTHER - MISCELLANEOUS			575		
TOTAL	\$	24	\$ 638	\$	\$
COUNTY SERVICE AREA NO. 10 DAVIS DRIVE					
219.01 INTEREST - DEPOSITS AND INVESTMENTS	\$	43	\$ 252	\$	\$
COUNTY SERVICE AREA NO. 11 BERNARDO ROAD					
219.01 INTEREST - DEPOSITS AND INVESTMENTS	\$		\$ 361	\$	\$
245.51 STATE AID HOPTR - SEC & UNSEC			53		
TOTAL	\$		\$ 414	\$	\$
COUNTY SERVICE AREA NO. 12 LOMAIR					
219.01 INTEREST - DEPOSITS AND INVESTMENTS	\$		\$ 68	\$	\$
245.51 STATE AID HOPTR - SEC & UNSEC			13		
TOTAL	\$		\$ 81	\$	\$
COUNTY SERVICE AREA NO. 13 PALA MESA					
219.01 INTEREST - DEPOSITS AND INVESTMENTS	\$		\$ 997	\$	\$
245.51 STATE AID HOPTR - SEC & UNSEC			166		
293.09 TRANSFERS FROM OTHER FUNDS			11,569		
STEWART CANYON ROAD ANNEX					
293.09 TRANSFER FROM OTHER FUNDS				1,041	1,041
TOTAL	\$		\$ 12,732	\$ 1,041	\$ 1,041

COUNTY OF SAN DIEGO FINAL BUDGET  
1970-1971

SPECIAL DISTRICTS  
GOVERNED THROUGH BOARD OF SUPERVISORS  
ANALYSIS OF REVENUE BY SOURCE  
OTHER THAN CURRENT PROPERTY TAXES  
SCHEDULE 13B

REVENUE ACCOUNT SOURCE -- DESCRIPTION	ACTUAL REVENUES 1968-1969	ACTUAL REVENUES 1969-1970	REVENUE ESTIMATES RECOMMENDED 1970-1971	ADOPTED BY THE BOARD OF SUPERVISORS 1970-1971	FUND- GENERAL, UNLESS OTHERWISE INDICATED
<b>COUNTY SERVICE AREAS</b>					
COUNTY SERVICE AREA NO. 17 SAN DIEGUITO					
219.01 INTEREST - DEPOSITS AND INVESTMENTS	\$	\$ 2,072	\$	\$	
283.03 AMBULANCE SERVICE			15,000	15,000	
TOTAL	\$	\$ 2,072	\$ 15,000	\$ 15,000	
TOTAL COUNTY SERVICE AREAS	\$ 38,979	\$ 44,720	\$ 48,555	\$ 48,555	
<b>COUNTY FLOOD CONTROL DISTRICT</b>					
ZONE 1					
203.01 PROPERTY TAXES - PRIOR SECURED	\$ 1,574	\$ 2,487	\$	\$	
204.01 PROPERTY TAXES - PRIOR UNSECURED	8	60			
219.01 INTEREST - DEPOSITS AND INVESTMENTS	1,591	5,201			
227.01 OTHER STATE IN-LIEU TAX-HWY LAND RENT		2			
245.51 STATE AID HOPTR - SEC & UNSEC		5,046			
245.53 STATE AID BITR - SEC & UNSEC		236			
290.02 REVENUE APPLICABLE TO PRIOR YEARS-TAXES	10				
TOTAL	\$ 3,183	\$ 13,032	\$	\$	
ZONE 2					
203.01 PROPERTY TAXES - PRIOR SECURED	\$ 3,060	\$ 2,637	\$	\$	
204.01 PROPERTY TAXES - PRIOR UNSECURED	126	152			
219.01 INTEREST - DEPOSITS AND INVESTMENTS	4,236	8,526			
227.01 OTHER STATE IN-LIEU TAX-HWY LAND RENT	25	14			
245.51 STATE AID HOPTR - SEC & UNSEC		7,504			
245.53 STATE AID BITR - SEC & UNSEC		328			
287.05 OTHER-SERV TO OTHER GOVERNMENTAL AGCY		9,093			
290.02 REVENUE APPLICABLE TO PRIOR YEARS-TAXES	5				
293.20 OTHER - MISCELLANEOUS		56			
TOTAL	\$ 7,452	\$ 28,310	\$	\$	
ZONE 3					
203.01 PROPERTY TAXES - PRIOR SECURED	\$ 1,769	\$ 1,864	\$	\$	
204.01 PROPERTY TAXES - PRIOR UNSECURED	55	130			
219.01 INTEREST - DEPOSITS AND INVESTMENTS	1,671	5,953			
227.01 OTHER STATE IN-LIEU TAX-HWY LAND RENT	161	146			
245.51 STATE AID HOPTR - SEC & UNSEC		6,796			
245.53 STATE AID BITR - SEC & UNSEC		278			
290.02 REVENUE APPLICABLE TO PRIOR YEARS-TAXES	17				
TOTAL	\$ 3,673	\$ 15,167	\$	\$	

COUNTY OF SAN DIEGO FINAL BUDGET  
1970-1971

SPECIAL DISTRICTS  
GOVERNED THROUGH BOARD OF SUPERVISORS  
ANALYSIS OF REVENUE BY SOURCE  
OTHER THAN CURRENT PROPERTY TAXES  
SCHEDULE 13B

REVENUE ACCOUNT SOURCE -- DESCRIPTION	ACTUAL REVENUES 1968-1969	ACTUAL REVENUES 1969-1970	REVENUE ESTIMATES RECOMMENDED 1970-1971	ADOPTED BY THE BOARD OF SUPERVISORS 1970-1971	FUND- GENERAL, UNLESS OTHERWISE INDICATED
COUNTY FLOOD CONTROL DISTRICT					
ZONE 4					
203.01 PROPERTY TAXES - PRIOR SECURED	\$ 499	\$ 794	\$	\$	
204.01 PROPERTY TAXES - PRIOR UNSECURED	19	69			
219.01 INTEREST - DEPOSITS AND INVESTMENTS	174	507			
227.01 OTHER STATE IN-LIEU TAX-HWY LAND RENT	2	24			
245.51 STATE AID HOPTR - SEC & UNSEC		660			
245.53 STATE AID BITR - SEC & UNSEC		136			
290.02 REVENUE APPLICABLE TO PRIOR YEARS	1				
TOTAL	\$ 695	\$ 2,190	\$	\$	
ZONE 5					
203.01 PROPERTY TAXES - PRIOR SECURED	\$ 485	\$ 235	\$	\$	
204.01 PROPERTY TAXES - PRIOR UNSECURED	35	5			
209.02 OTHER TAXES - COLL OF DISCHARGED ACCTS	12				
219.01 INTEREST - DEPOSITS AND INVESTMENTS	355	581			
245.51 STATE AID HOPTR - SEC & UNSEC		135			
245.53 STATE AID BITR - SEC & UNSEC		18			
TOTAL	\$ 887	\$ 974	\$	\$	
TOTAL COUNTY FLOOD CONTROL DISTRICTS	\$ 15,890	\$ 59,673	\$	\$	
AIR POLLUTION CONTROL DISTRICT					
260.01 OTHER GOVERNMENTAL AGENCIES	\$	\$ 5,000	\$ 5,000	\$ 5,000	
287.20 OTHER MISCELLANEOUS		60	500	500	
TOTAL	\$	\$ 5,060	\$ 5,500	\$ 5,500	
TOTAL SPECIAL DISTRICTS GOVERNED THROUGH BOARD OF SUPERVISORS	\$ 1,228,754	\$ 1,253,683	\$ 1,718,791	\$ 1,718,791	

COUNTY OF SAN DIEGO FINAL BUDGET  
1970-1971

SPECIAL DISTRICTS  
GOVERNED THROUGH BOARD OF SUPERVISORS  
ANALYSIS OF REVENUE BY SOURCE  
SCHEDULE 13B (1)

REVENUE ACCOUNT	SOURCE -- DESCRIPTION	ACTUAL REVENUES 1968-1969	ACTUAL REVENUES 1969-1970	REVENUE ESTIMATES RECOMMENDED 1970-1971	ADOPTED BY THE BOARD OF SUPERVISORS 1970-1971	FUND-- GENERAL, UNLESS OTHERWISE INDICATED
REVENUE OTHER THAN CURRENT PROPERTY TAX - SCHEDULE 13B		\$ 1,228,754	\$ 1,253,683	\$ 1,718,791	\$ 1,718,791	VARIOUS
LIGHTING DISTRICTS						
201.01	PROPERTY TAXES - CURRENT SECURED	\$ 631	\$ 553	\$ 683	\$ 683	BLACKTON
202.01	PROPERTY TAXES - CURRENT UNSECURED	1				BLACKTON
201.01	PROPERTY TAXES - CURRENT SECURED	10,107	14,440	18,833	18,833	CARDIFF
202.01	PROPERTY TAXES - CURRENT UNSECURED	390	374	515	515	CARDIFF
201.01	PROPERTY TAXES - CURRENT SECURED	631	755	640	640	EDEN GARDENS
202.01	PROPERTY TAXES - CURRENT UNSECURED	19	13	17	17	EDEN GARDENS
201.01	PROPERTY TAXES - CURRENT SECURED	124	152	132	132	ENCINITAS
201.01	PROPERTY TAXES - CURRENT SECURED	6,138	6,482	6,517	6,517	FALLBROOK
202.01	PROPERTY TAXES - CURRENT UNSECURED	678	586	513	513	FALLBROOK
201.01	PROPERTY TAXES - CURRENT SECURED	2,453	2,551	3,504	3,504	HARBORSIDE
202.01	PROPERTY TAXES - CURRENT UNSECURED	37	41	49	49	HARBORSIDE
201.01	PROPERTY TAXES - CURRENT SECURED	478	493	471	471	JULIAN
202.01	PROPERTY TAXES - CURRENT UNSECURED	25	21	29	29	JULIAN
201.01	PROPERTY TAXES - CURRENT SECURED	9,979	8,295	9,794	9,794	LAKESIDE
202.01	PROPERTY TAXES - CURRENT UNSECURED	1,108	1,093	1,019	1,019	LAKESIDE
201.01	PROPERTY TAXES - CURRENT SECURED	9,247	14,971	29,716	29,716	LEMON GROVE
202.01	PROPERTY TAXES - CURRENT UNSECURED	284	158	146	146	LEMON GROVE
201.01	PROPERTY TAXES - CURRENT SECURED	799	1,062	3,603	3,603	POWAY
202.01	PROPERTY TAXES - CURRENT UNSECURED	2	1	1	1	POWAY
201.01	PROPERTY TAXES - CURRENT SECURED	3,661	3,369	3,964	3,964	RAMONA
202.01	PROPERTY TAXES - CURRENT UNSECURED	300	299	331	331	RAMONA
201.01	PROPERTY TAXES - CURRENT SECURED	1,435	1,298	2,428	2,428	REXFORD
202.01	PROPERTY TAXES - CURRENT UNSECURED	2	2	3	3	REXFORD
201.01	PROPERTY TAXES - CURRENT SECURED	9,116	13,541	22,221	22,221	SPRING VALLEY
202.01	PROPERTY TAXES - CURRENT UNSECURED	67	36	41	41	SPRING VALLEY
201.01	PROPERTY TAXES - CURRENT SECURED	8,006	7,707	6,850	6,850	SOLANA BEACH
202.01	PROPERTY TAXES - CURRENT UNSECURED	549	453	1,183	1,183	SOLANA BEACH
201.01	PROPERTY TAXES - CURRENT SECURED	15,752	14,130	16,584	16,584	SYCAMORE HILLS
202.01	PROPERTY TAXES - CURRENT UNSECURED	347	208	202	202	SYCAMORE HILLS
201.01	PROPERTY TAXES - CURRENT SECURED	1,722	1,925	1,723	1,723	VISTA LA MESA
202.01	PROPERTY TAXES - CURRENT UNSECURED	45	37	63	63	VISTA LA MESA
TOTAL LIGHTING DISTRICTS		\$ 84,133	\$ 95,013	\$ 131,775	\$ 131,775	
LIGHTING MAINTENANCE DISTRICTS						
201.01	PROPERTY TAXES - CURRENT SECURED	\$ 3,612	\$ 3,055	\$ 3,279	\$ 3,279	BROOKSIDE
202.01	PROPERTY TAXES - CURRENT UNSECURED	9	5	3	3	BROOKSIDE
201.01	PROPERTY TAXES - CURRENT SECURED		186	343	343	CARLTON OAKS
201.01	PROPERTY TAXES - CURRENT SECURED		192	62	62	DONALD WAY
201.01	PROPERTY TAXES - CURRENT SECURED	1,977	5,437	5,423	5,423	ENCINITAS NO. 1

COUNTY OF SAN DIEGO FINAL BUDGET  
1970-1971

SPECIAL DISTRICTS  
GOVERNED THROUGH BOARD OF SUPERVISORS  
ANALYSIS OF REVENUE BY SOURCE  
SCHEDULE 13B (1)

REVENUE ACCOUNT SOURCE -- DESCRIPTION	ACTUAL REVENUES 1968-1969	ACTUAL REVENUES 1969-1970	REVENUE ESTIMATES RECOMMENDED 1970-1971	ADOPTED BY THE BOARD OF SUPERVISORS 1970-1971	FUND- GENERAL, UNLESS OTHERWISE INDICATED
<b>LIGHTING MAINTENANCE DISTRICTS</b>					
202.01 PROPERTY TAXES - CURRENT UNSECURED	\$ 98	\$ 153	\$ 226	\$ 226	ENCINITAS NO. 1
201.01 PROPERTY TAXES - CURRENT SECURED	2,008				ENCINITAS NO. 2
202.01 PROPERTY TAXES - CURRENT UNSECURED	47	2			ENCINITAS NO. 2
201.01 PROPERTY TAXES - CURRENT SECURED			1,108	1,108	JACUMBA
201.01 PROPERTY TAXES - CURRENT SECURED	3,226	3,131	2,613	2,613	LAKE SAN MARCOS
202.01 PROPERTY TAXES - CURRENT UNSECURED	14	18	22	22	LAKE SAN MARCOS
201.01 PROPERTY TAXES - CURRENT SECURED	1,420	2,183	2,235	2,235	LEMON GROVE
202.01 PROPERTY TAXES - CURRENT UNSECURED	40	34	54	54	LEMON GROVE
202.01 PROPERTY TAXES - CURRENT UNSECURED				177	LEUCADIA
201.01 PROPERTY TAXES - CURRENT SECURED		1,893	1,505	1,505	PEPPER DRIVE
201.01 PROPERTY TAXES - CURRENT SECURED			831	831	ROYAL CREST
201.01 PROPERTY TAXES - CURRENT SECURED		15,747	50,183	50,183	SAN DIEGO COUNTY NO.1
202.01 PROPERTY TAXES - CURRENT UNSECURED			63	63	SAN DIEGO COUNTY NO.1
201.01 PROPERTY TAXES - CURRENT SECURED		1,286	7,944	7,944	SAN DIEGO COUNTY NO.2
201.01 PROPERTY TAXES - CURRENT SECURED	12,891	12,545	7,591	7,591	SPRING VALLEY
202.01 PROPERTY TAXES - CURRENT UNSECURED		6	1	1	SPRING VALLEY
201.01 PROPERTY TAXES - CURRENT SECURED		1,090	694	694	SUNSHINE PARK
TOTAL LIGHTING MAINTENANCE DISTRICTS	\$ 25,342	\$ 46,963	\$ 84,357	\$ 84,357	
<b>SANITATION DISTRICTS - OPERATING</b>					
201.01 PROPERTY TAXES - CURRENT SECURED	\$ 8,482	\$ 9,805	\$ 9,979	\$ 9,979	ALPINE
202.01 PROPERTY TAXES - CURRENT UNSECURED	96	93	320	320	ALPINE
201.01 PROPERTY TAXES - CURRENT SECURED		336			BUENA
201.01 PROPERTY TAXES - CURRENT SECURED	24,011	23,838	30,299	30,299	CARDIFF
202.01 PROPERTY TAXES - CURRENT UNSECURED	8	222	270	270	CARDIFF
201.01 PROPERTY TAXES - CURRENT SECURED	50,514	64,305	16,163	16,163	CARDIFF 1965
202.01 PROPERTY TAXES - CURRENT UNSECURED		1	182	182	SEWER REVENUE CARDIFF 1965 SEWER REVENUE
201.01 PROPERTY TAXES - CURRENT SECURED	2,011				JULIAN
202.01 PROPERTY TAXES - CURRENT UNSECURED	13	30			JULIAN
201.01 PROPERTY TAXES - CURRENT SECURED	17,155	41,527	53,178	53,178	LAKESIDE
202.01 PROPERTY TAXES - CURRENT UNSECURED	197	170	381	381	LAKESIDE
201.01 PROPERTY TAXES - CURRENT SECURED	46,379	38,286	49,230	49,230	LEMON GROVE
202.01 PROPERTY TAXES - CURRENT UNSECURED	346	473	400	400	LEMON GROVE
201.01 PROPERTY TAXES - CURRENT SECURED	38,245	35,425	36,974	36,974	MONTGOMERY
202.01 PROPERTY TAXES - CURRENT UNSECURED	765	813	907	907	MONTGOMERY
201.01 PROPERTY TAXES - CURRENT SECURED	19,920	20,514	45,493	45,493	RAMONA
202.01 PROPERTY TAXES - CURRENT UNSECURED	397	479	456	456	RAMONA
201.01 PROPERTY TAXES - CURRENT SECURED	36,483	36,845	47,155	47,155	RANCHO SANTA FE
202.01 PROPERTY TAXES - CURRENT UNSECURED	255	277	232	232	RANCHO SANTA FE
201.01 PROPERTY TAXES - CURRENT SECURED	18,690	15,105	18,845	18,845	ROLANDO

COUNTY OF SAN DIEGO FINAL BUDGET  
1970-1971

SPECIAL DISTRICTS  
GOVERNED THROUGH BOARD OF SUPERVISORS  
ANALYSIS OF REVENUE BY SOURCE  
SCHEDULE 13B (1)

REVENUE ACCOUNT	SOURCE -- DESCRIPTION	ACTUAL REVENUES 1968-1969	ACTUAL REVENUES 1969-1970	REVENUE ESTIMATES RECOMMENDED 1970-1971	ADOPTED BY THE BOARD OF SUPERVISORS 1970-1971	FUND-- GENERAL, UNLESS OTHERWISE INDICATED
SANITATION DISTRICTS - OPERATING						
202.01	PROPERTY TAXES - CURRENT UNSECURED	\$ 32	\$ 38	\$ 38	\$ 38	ROLANDO
201.01	PROPERTY TAXES - CURRENT SECURED	27,246	52,608	52,303	52,303	SOLANA BEACH
202.01	PROPERTY TAXES - CURRENT UNSECURED	177	233	903	903	SOLANA BEACH
201.01	PROPERTY TAXES - CURRENT SECURED	40,051	42,180			SOLANA BEACH
201.01	PROPERTY TAXES - CURRENT SECURED	58,408	58,898	71,849	71,849	1965 SEWER SPRING VALLEY
202.01	PROPERTY TAXES - CURRENT UNSECURED	448	477	446	446	SPRING VALLEY
201.01	PROPERTY TAXES - CURRENT SECURED	191,481	192,276			SPRING VALLEY
202.01	PROPERTY TAXES - CURRENT UNSECURED	8				1962 SEWER REVENUE SPRING VALLEY
201.01	PROPERTY TAXES - CURRENT SECURED		3,070	8,467	8,467	1962 SEWER REVENUE WHISPERING PALMS
202.01	PROPERTY TAXES - CURRENT UNSECURED			23	23	WHISPERING PALMS
TOTAL SANITATION DISTRICTS - OPERATING		\$ 581,818	\$ 638,324	\$ 444,493	\$ 444,493	
SANITATION DISTRICTS - DEBT SERVICE						
201.01	PROPERTY TAXES - CURRENT SECURED	\$ 6,718	\$ 5,882	\$ 5,764	\$ 5,764	ALPINE 1953 (115M)
202.01	PROPERTY TAXES - CURRENT UNSECURED	98	73	196	196	ALPINE 1953 (115M)
201.01	PROPERTY TAXES - CURRENT SECURED	245	224	218	218	ALPINE 1953 (5M)
202.01	PROPERTY TAXES - CURRENT UNSECURED	3	3	7	7	ALPINE 1953 (5M)
201.01	PROPERTY TAXES - CURRENT SECURED	69,923	66,895	73,714	73,714	BUENA 1964
202.01	PROPERTY TAXES - CURRENT UNSECURED	145	121	141	141	BUENA 1964
201.01	PROPERTY TAXES - CURRENT SECURED	17,065	16,115			CARDIFF 1956
202.01	PROPERTY TAXES - CURRENT UNSECURED	93	158			CARDIFF 1956
201.01	PROPERTY TAXES - CURRENT SECURED	3,119	3,238	2,902	2,902	JULIAN 1953
202.01	PROPERTY TAXES - CURRENT UNSECURED	50	51	68	68	JULIAN 1953
201.01	PROPERTY TAXES - CURRENT SECURED	19,812	18,220	18,522	18,522	LAKESIDE 1958
202.01	PROPERTY TAXES - CURRENT UNSECURED	182	188	161	161	LAKESIDE 1958
201.01	PROPERTY TAXES - CURRENT SECURED	3,174	2,973	2,940	2,940	RAMONA 1949
202.01	PROPERTY TAXES - CURRENT UNSECURED	60	76	66	66	RAMONA 1949
201.01	PROPERTY TAXES - CURRENT SECURED	9,865	8,813	9,367	9,367	RANCHO SANTA FE 1960
202.01	PROPERTY TAXES - CURRENT UNSECURED	78	75	55	55	RANCHO SANTA FE 1960
201.01	PROPERTY TAXES - CURRENT SECURED	52,339	42,278	46,842	46,842	SPRING VALLEY 1956
202.01	PROPERTY TAXES - CURRENT UNSECURED	392	427	365	365	SPRING VALLEY 1956
TOTAL SANITATION DISTRICTS - DEBT SERVICE		\$ 183,362	\$ 165,810	\$ 161,328	\$ 161,328	

COUNTY OF SAN DIEGO FINAL BUDGET  
1970-1971

SPECIAL DISTRICTS  
GOVERNED THROUGH BOARD OF SUPERVISORS  
ANALYSIS OF REVENUE BY SOURCE  
SCHEDULE 13B (1)

REVENUE ACCOUNT SOURCE -- DESCRIPTION	ACTUAL REVENUES 1968-1969	ACTUAL REVENUES 1969-1970	REVENUE ESTIMATES RECOMMENDED 1970-1971	ADOPTED BY THE BOARD OF SUPERVISORS 1970-1971	FUND- GENERAL, UNLESS OTHERWISE INDICATED
RECREATION AND PARK DISTRICT - OPERATING					
201.01 PROPERTY TAXES - CURRENT SECURED	\$ 19,591	\$ 18,571	\$ 21,702	\$ 21,702	SPRING VALLEY
202.01 PROPERTY TAXES - CURRENT UNSECURED	900	782	1,068	1,068	SPRING VALLEY
TOTAL RECREATION & PARK DISTRICT - OPERATING	\$ 20,491	\$ 19,353	\$ 22,770	\$ 22,770	
MAINTENANCE DISTRICTS - OPERATING					
201.01 PROPERTY TAXES - CURRENT SECURED	\$ 31,018	\$ 40,262	\$ 39,548	\$ 39,548	RANCHO SANTA FE
202.01 PROPERTY TAXES - CURRENT UNSECURED	81	83	101	101	RANCHO SANTA FE
201.01 PROPERTY TAXES - CURRENT SECURED	3,448	5,388	3,616	3,616	SAN DIEGO COUNTY DRAINAGE NO. 1
201.01 PROPERTY TAXES - CURRENT SECURED	22,983	18,838	21,544	21,544	WINTER GARDENS SEWER
202.01 PROPERTY TAXES - CURRENT UNSECURED	27	46	33	33	WINTER GARDENS SEWER
TOTAL MAINTENANCE DISTRICTS - OPERATING	\$ 57,557	\$ 64,617	\$ 64,842	\$ 64,842	
COMMUNITY SERVICES DISTRICT					
201.01 PROPERTY TAXES - CURRENT UNSECURED	\$ 36	\$	\$ 25	\$ 25	
COUNTY SERVICE AREAS					
201.01 PROPERTY TAXES - CURRENT SECURED	\$	\$ 9,339	\$ 14,399	\$ 14,399	NO.1 WHISPERING PALM
202.01 PROPERTY TAXES - CURRENT UNSECURED			72	72	NO.1 WHISPERING PALM
201.01 PROPERTY TAXES - CURRENT SECURED	51	30,546	66,118	66,118	NO.2 LA COSTA
202.01 PROPERTY TAXES - CURRENT UNSECURED			96	96	NO.2 LA COSTA
202.01 PROPERTY TAXES - CURRENT SECURED	1,198				NO. 3 NO CARLSBAD
202.01 PROPERTY TAXES - CURRENT UNSECURED	8	1			NO. 3 NO CARLSBAD
202.01 PROPERTY TAXES - CURRENT UNSECURED	62				NO. 4 MAJESTIC PINES
201.01 PROPERTY TAXES - CURRENT SECURED	2,405	8,673	6,096	6,096	ZONE A
202.01 PROPERTY TAXES - CURRENT UNSECURED		2	7	7	ZONE A
201.01 PROPERTY TAXES - CURRENT SECURED	2,246	8,832	8,741	8,741	ZONE B
201.01 PROPERTY TAXES - CURRENT SECURED	878	4,326	6,782	6,782	ZONE C
201.01 PROPERTY TAXES - CURRENT SECURED	8				ZONE D
201.01 PROPERTY TAXES - CURRENT SECURED	12,525	7,339	2,176	2,176	NO.5 HIGH VALLEY
201.01 PROPERTY TAXES - CURRENT SECURED	5,357	2,447	933	933	NO.6 PAUMA VALLEY
201.01 PROPERTY TAXES - CURRENT SECURED	2,342	2,599	4,578	4,578	NO.7 RAINBOW VALLEY
202.01 PROPERTY TAXES - CURRENT UNSECURED		76	87	87	NO.7 RAINBOW VALLEY
201.01 PROPERTY TAXES - CURRENT SECURED	3,527	3,298	1,738	1,738	NO.8 MAGEE ROAD
201.01 PROPERTY TAXES - CURRENT SECURED		489	953	953	NO.9 SANTA FE ZONE A
202.01 PROPERTY TAXES - CURRENT UNSECURED			43	43	ZONE A
201.01 PROPERTY TAXES - CURRENT SECURED		620	947	947	ZONE B
201.01 PROPERTY TAXES - CURRENT SECURED		267	6,585	6,585	ZONE C

COUNTY OF SAN DIEGO FINAL BUDGET  
1970-1971

SPECIAL DISTRICTS  
GOVERNED THROUGH BOARD OF SUPERVISORS  
ANALYSIS OF REVENUE BY SOURCE  
SCHEDULE 13B (1)

REVENUE ACCOUNT	SOURCE -- DESCRIPTION	ACTUAL REVENUES 1968-1969	ACTUAL REVENUES 1969-1970	REVENUE ESTIMATES RECOMMENDED 1970-1971	ADOPTED BY THE BOARD OF SUPERVISORS 1970-1971	FUND- GENERAL, UNLESS OTHERWISE INDICATED
201.01	PROPERTY TAXES - CURRENT SECURED	\$	\$	\$ 2,143	\$ 2,143	NO.10 DAVIS DRIVE
201.01	PROPERTY TAXES - CURRENT SECURED		571			NO.11 BERNARDO ROAD
201.01	PROPERTY TAXES - CURRENT SECURED			5,169	5,169	ZONE A
201.01	PROPERTY TAXES - CURRENT SECURED			4,537	4,537	ZONE B
201.01	PROPERTY TAXES - CURRENT SECURED		624	938	938	NO.12 LOMAIR
201.01	PROPERTY TAXES - CURRENT SECURED		13,285	7,809	7,809	NO.13 PALA MESA
202.01	PROPERTY TAXES - CURRENT UNSECURED			3	3	NO.13 PALA MESA
201.01	PROPERTY TAXES - CURRENT SECURED			7,651	7,651	NO.15 VIA PUERTA DEL SOL
201.01	PROPERTY TAXES - CURRENT SECURED			2,421	2,421	NO.16 WYNOLA
201.01	PROPERTY TAXES - CURRENT SECURED			57,848	57,848	NO.17 SAN DIEGUITO
201.01	PROPERTY TAXES - CURRENT SECURED			5,002	5,002	NO.18 HARRISON PARK
	TOTAL COUNTY SERVICE AREAS	\$ 30,607	\$ 93,274	\$ 213,872	\$ 213,872	
COUNTY FLOOD CONTROL DISTRICTS						
201.01	PROPERTY TAXES - CURRENT SECURED	\$ 86,565	\$ 118,933	\$ 73,081	\$ 73,081	ZONE 1
202.01	PROPERTY TAXES - CURRENT UNSECURED	1,555	2,117	3,688	3,688	ZONE 1
201.01	PROPERTY TAXES - CURRENT SECURED	90,270	127,795	166,839	166,839	ZONE 2
202.01	PROPERTY TAXES - CURRENT UNSECURED	4,984	5,329	8,313	8,313	ZONE 2
201.01	PROPERTY TAXES - CURRENT SECURED	97,304	89,231	100,050	100,050	ZONE 3
202.01	PROPERTY TAXES - CURRENT UNSECURED	2,475	3,449	3,742	3,742	ZONE 3
201.01	PROPERTY TAXES - CURRENT SECURED	31,699	20,016	30,614	30,614	ZONE 4
202.01	PROPERTY TAXES - CURRENT UNSECURED	657	1,646	1,238	1,238	ZONE 4
201.01	PROPERTY TAXES - CURRENT SECURED	11,293	14,324	19,970	19,970	ZONE 5
202.01	PROPERTY TAXES - CURRENT UNSECURED	420	225	167	167	ZONE 5
	TOTAL COUNTY FLOOD CONTROL DISTRICTS	\$ 327,222	\$ 383,063	\$ 407,702	\$ 407,702	
	TOTAL REVENUE	\$ 2,539,002	\$ 2,760,100	\$ 3,249,955	\$ 3,249,955	



COUNTY OF SAN DIEGO FINAL BUDGET  
 1970-1971  
 SPECIAL DISTRICTS  
 GOVERNED THROUGH BOARD OF SUPERVISORS  
 EXPENDITURE DETAIL  
 SCHEDULE 13C

DISTRICT-EXPENDITURE CLASSIFICATION	. . . . EXPENDITURES . . . .		. . . . APPROPRIATIONS . . . .		FUND - (GENERAL OR OPERATING UNLESS OTHERWISE INDICATED)
	ACTUAL 1968-69	ACTUAL 1969-70	RECOMMENDED 1970-71	ADOPTED BY THE BOARD OF SUPERVISORS 1970-71	
LIGHTING DISTRICTS					
BLACKTON HIGHWAY LIGHTING DISTRICT					
SERVICES AND SUPPLIES					
315 PROFESSIONAL & SPECIALIZED SERVICES	\$	\$	\$	\$	
340 SPECIAL DEPARTMENTAL EXPENSE	64	51	43	43	
350 UTILITIES	651	659	723	723	
RESERVES					
705 CONTINGENCY			75	75	
TOTAL	\$ 715	\$ 722	\$ 871	\$ 871	
CARDIFF PUBLIC HIGHWAY LIGHTING DISTRICT					
SERVICES AND SUPPLIES					
315 PROFESSIONAL & SPECIALIZED SERVICES	\$	\$	\$	\$	
340 SPECIAL DEPARTMENTAL EXPENSE	584	286	1,487	1,487	
350 UTILITIES	9,925	15,205	18,789	18,789	
RESERVES					
705 CONTINGENCY			1,681	1,681	
TOTAL	\$ 10,509	\$ 15,737	\$ 22,007	\$ 22,007	
EDEN GARDENS LIGHTING DISTRICT					
SERVICES AND SUPPLIES					
315 PROFESSIONAL & SPECIALIZED SERVICES	\$	\$	\$	\$	
340 SPECIAL DEPARTMENTAL EXPENSE	79	61	47	47	
350 UTILITIES	701	731	797	797	
RESERVES					
705 CONTINGENCY			82	82	
TOTAL	\$ 780	\$ 812	\$ 956	\$ 956	
ENCINITAS LIGHTING DISTRICT					
SERVICES AND SUPPLIES					
315 PROFESSIONAL & SPECIALIZED SERVICES	\$	\$	\$	\$	
340 SPECIAL DEPARTMENTAL EXPENSE	67	43	6	6	
350 UTILITIES	89	113	100	100	
RESERVES					
705 CONTINGENCY			13	13	
TOTAL	\$ 156	\$ 164	\$ 149	\$ 149	
FALLBROOK HIGHWAY LIGHTING DISTRICT					
SERVICES AND SUPPLIES					
290 MAINTENANCE - STRUCT, IMPROVE & GROUNDS	\$	\$	\$	\$	
315 PROFESSIONAL & SPECIALIZED SERVICES		164	50	50	
340 SPECIAL DEPARTMENTAL EXPENSE	739	299	1,063	1,063	
350 UTILITIES	7,000	6,761	7,721	7,721	
RESERVES					
705 CONTINGENCY			837	837	
TOTAL	\$ 7,739	\$ 7,463	\$ 9,671	\$ 9,671	

COUNTY OF SAN DIEGO FINAL BUDGET  
1970-1971  
SPECIAL DISTRICTS  
GOVERNED THROUGH BOARD OF SUPERVISORS  
EXPENDITURE DETAIL  
SCHEDULE 13C

DISTRICT-EXPENDITURE CLASSIFICATION	. . . EXPENDITURES . . .		. . . . APPROPRIATIONS . . . .		FUND - (GENERAL OR OPERATING UNLESS OTHERWISE INDICATED)
	ACTUAL 1968-69	ACTUAL 1969-70	RECOMMENDED 1970-71	ADOPTED BY THE BOARD OF SUPERVISORS 1970-71	
LIGHTING DISTRICTS					
HARBORSIDE LIGHTING DISTRICT					
SERVICES AND SUPPLIES					
315 PROFESSIONAL & SPECIALIZED SERVICES	\$	\$	\$	\$	
340 SPECIAL DEPARTMENTAL EXPENSE	139	86	878	878	
350 UTILITIES	2,283	3,140	3,138	3,138	
RESERVES					
705 CONTINGENCY			317	317	
TOTAL	\$ 2,422	\$ 3,272	\$ 4,373	\$ 4,373	
JULIAN PUBLIC HIGHWAY LIGHTING DISTRICT					
SERVICES AND SUPPLIES					
315 PROFESSIONAL & SPECIALIZED SERVICES	\$	\$	\$	\$	
340 SPECIAL DEPARTMENTAL EXPENSE	69	56	33	33	
350 UTILITIES	494	504	561	561	
RESERVES					
705 CONTINGENCY			60	60	
TOTAL	\$ 563	\$ 578	\$ 694	\$ 694	
LAKESIDE PUBLIC HIGHWAY LIGHTING DISTRICT					
SERVICES AND SUPPLIES					
315 PROFESSIONAL & SPECIALIZED SERVICES	\$	\$	\$	\$	
340 SPECIAL DEPARTMENTAL EXPENSE	464	211	693	693	
350 UTILITIES	10,830	10,963	11,548	11,548	
RESERVES					
705 CONTINGENCY			1,159	1,159	
TOTAL	\$ 11,294	\$ 11,348	\$ 13,450	\$ 13,450	
LEMON GROVE LIGHTING DISTRICT					
SERVICES AND SUPPLIES					
315 PROFESSIONAL & SPECIALIZED SERVICES	\$	\$	\$	\$	
340 SPECIAL DEPARTMENTAL EXPENSE	589	206	7,545	7,545	
350 UTILITIES	11,740	20,180	21,060	21,060	
RESERVES					
705 CONTINGENCY			2,110	2,110	
TOTAL	\$ 12,329	\$ 20,554	\$ 30,765	\$ 30,765	
POWAY LIGHTING DISTRICT					
SERVICES AND SUPPLIES					
315 PROFESSIONAL & SPECIALIZED SERVICES	\$	\$	\$	\$	
340 SPECIAL DEPARTMENTAL EXPENSE	99	61	1,154	1,154	
350 UTILITIES	1,163	2,365	2,562	2,562	
RESERVES					
705 CONTINGENCY			260	260	
TOTAL	\$ 1,262	\$ 2,450	\$ 4,016	\$ 4,016	

COUNTY OF SAN DIEGO FINAL BUDGET  
1970-1971  
SPECIAL DISTRICTS  
GOVERNED THROUGH BOARD OF SUPERVISORS  
EXPENDITURE DETAIL  
SCHEDULE 13C

DISTRICT-EXPENDITURE CLASSIFICATION	. . . EXPENDITURES . . .	. . . . . APPROPRIATIONS . . . . .	ADOPTED BY THE BOARD OF SUPERVISORS 1970-71	FUND - (GENERAL OR OPERATING UNLESS OTHERWISE INDICATED)
	ACTUAL 1968-69	ACTUAL 1969-70	RECOMMENDED 1970-71	1970-71
<b>LIGHTING DISTRICTS</b>				
RAMONA PUBLIC HIGHWAY LIGHTING DISTRICT				
SERVICES AND SUPPLIES				
315 PROFESSIONAL & SPECIALIZED SERVICES	\$	\$	\$	\$
340 SPECIAL DEPARTMENTAL EXPENSE	219	76	50	50
350 UTILITIES	4,017	116	275	275
RESERVES		4,122	4,582	4,582
705 CONTINGENCY			463	463
TOTAL	\$ 4,236	\$ 4,314	\$ 5,370	\$ 5,370
REXFORD LIGHTING DISTRICT				
SERVICES AND SUPPLIES				
315 PROFESSIONAL & SPECIALIZED SERVICES	\$	\$	\$	\$
340 SPECIAL DEPARTMENTAL EXPENSE	79	20	50	50
350 UTILITIES	1,477	56	451	451
RESERVES		1,831	1,930	1,930
705 CONTINGENCY			198	198
TOTAL	\$ 1,556	\$ 1,907	\$ 2,629	\$ 2,629
SOLANA BEACH PUBLIC HIGHWAY LIGHTING DISTRICT				
SERVICES AND SUPPLIES				
315 PROFESSIONAL & SPECIALIZED SERVICES	\$	\$	\$	\$
340 SPECIAL DEPARTMENTAL EXPENSE	909	322	100	100
350 UTILITIES	7,696	484	1,116	1,116
RESERVE		7,860	8,600	8,600
705 CONTINGENCY			930	930
TOTAL	\$ 8,605	\$ 8,666	\$ 10,746	\$ 10,746
SPRING VALLEY LIGHTING DISTRICT				
SERVICES AND SUPPLIES				
315 PROFESSIONAL & SPECIALIZED SERVICES	\$	\$	\$	\$
340 SPECIAL DEPARTMENTAL EXPENSE	439	156	100	100
350 UTILITIES	8,900	236	6,486	6,486
RESERVES		18,242	18,432	18,432
305 CONTINGENCY			1,853	1,853
TOTAL	\$ 9,339	\$ 18,364	\$ 26,871	\$ 26,871
SYCAMORE HILLS LIGHTING DISTRICT				
SERVICES AND SUPPLIES				
315 PROFESSIONAL & SPECIALIZED SERVICES	\$	\$	\$	\$
340 SPECIAL DEPARTMENTAL EXPENSE	789	320	100	100
350 UTILITIES	16,532	361	1,059	1,059
RESERVES		16,803	17,652	17,652
705 CONTINGENCY			1,775	1,775
TOTAL	\$ 17,321	\$ 17,484	\$ 20,586	\$ 20,586

COUNTY OF SAN DIEGO FINAL BUDGET  
1970-1971  
SPECIAL DISTRICTS  
GOVERNED THROUGH BOARD OF SUPERVISORS  
EXPENDITURE DETAIL  
SCHEDULE 13C

DISTRICT-EXPENDITURE CLASSIFICATION	. . . EXPENDITURES . . .			. . . . APPROPRIATIONS . . . .		FUND - (GENERAL OR OPERATING UNLESS OTHERWISE INDICATED)
	ACTUAL 1968-69	ACTUAL 1969-70	RECOMMENDED 1970-70	ADOPTED BY THE BOARD OF SUPERVISORS 1970-71		
<b>LIGHTING DISTRICTS</b>						
VISTA LA MESA PUBLIC HIGHWAY LIGHTING DISTRICT						
SERVICES AND SUPPLIES						
315 PROFESSIONAL & SPECIALIZED SERVICES	\$	\$	\$	\$	\$	50
340 SPECIAL DEPARTMENTAL EXPENSE	189	111	120			120
350 UTILITIES	1,793	1,813	2,006			2,006
RESERVES						
705 CONTINGENCY			205			205
TOTAL	\$ 1,982	\$ 1,998	\$ 2,381	\$	\$	2,381
TOTAL LIGHTING DISTRICTS	\$ 90,808	\$ 115,833	\$ 155,535	\$	\$	155,535
<b>LIGHTING MAINTENANCE DISTRICTS</b>						
BROOKSIDE LIGHTING MAINTENANCE DISTRICT						
SERVICES AND SUPPLIES						
315 PROFESSIONAL & SPECIALIZED SERVICES	\$	\$	\$	\$	\$	40
340 SPECIAL DEPARTMENTAL EXPENSE	186	103	200			200
350 UTILITIES	3,130	3,167	3,345			3,345
RESERVES						
705 CONTINGENCY			338			338
TOTAL	\$ 3,316	\$ 3,336	\$ 3,923	\$	\$	3,923
CARLTON OAKS LIGHTING MAINTENANCE DISTRICT						
SERVICES AND SUPPLIES						
315 PROFESSIONAL & SPECIALIZED SERVICES	\$	\$	\$	\$	\$	30
340 SPECIAL DEPARTMENTAL EXPENSE	46	25	21			21
350 UTILITIES	336	384	349			349
RESERVES						
705 CONTINGENCY			37			37
TOTAL	\$ 382	\$ 413	\$ 437	\$	\$	437
DONALD WAY LIGHTING MAINTENANCE DISTRICT						
SERVICES AND SUPPLIES						
315 PROFESSIONAL & SPECIALIZED SERVICES	\$	\$	\$	\$	\$	30
340 SPECIAL DEPARTMENTAL EXPENSE	58	33	6			6
350 UTILITIES		99	100			100
RESERVES						
705 CONTINGENCY			13			13
TOTAL	\$ 58	\$ 132	\$ 149	\$	\$	149

COUNTY OF SAN DIEGO FINAL BUDGET  
 1970-1971  
 SPECIAL DISTRICTS  
 GOVERNED THROUGH BOARD OF SUPERVISORS  
 EXPENDITURE DETAIL  
 SCHEDULE 13C

DISTRICT-EXPENDITURE CLASSIFICATION	. . . EXPENDITURES . . .		. . . . APPROPRIATIONS . . . .		FUND - (GENERAL OR OPERATING UNLESS OTHERWISE INDICATED)
	ACTUAL 1968-69	ACTUAL 1969-70	RECOMMENDED 1970-71	ADOPTED BY THE BOARD OF SUPERVISORS 1970-71	
<b>LIGHTING MAINTENANCE DISTRICTS</b>					
ENCINITAS LIGHTING MAINTENANCE DISTRICT NO. 1					
SERVICES AND SUPPLIES					
315 PROFESSIONAL & SPECIALIZED SERVICES	\$	\$ 40	\$ 50	\$ 50	
340 SPECIAL DEPARTMENTAL EXPENSE	1,153	1,602	1,748	1,748	
350 UTILITIES	1,352	3,697	4,140	4,140	
RESERVES					
705 CONTINGENCY	70		499	499	
TOTAL	\$ 2,575	\$ 5,339	\$ 6,437	\$ 6,437	
ENCINITAS LIGHTING MAINTENANCE DISTRICT NO. 2					
SERVICES AND SUPPLIES					
340 SPECIAL DEPARTMENTAL EXPENSE	\$ 136	\$	\$	\$	
350 UTILITIES	2,372				
TOTAL	\$ 2,508	\$	\$	\$	
LAKE SAN MARCOS LIGHTING MAINTENANCE DISTRICT					
SERVICES AND SUPPLIES					
290 MAINTENANCE - STRUCT, IMPROVE & GROUNDS	\$	\$ 644	\$	\$	
315 PROFESSIONAL & SPECIALIZED SERVICES		250	50	50	
340 SPECIAL DEPARTMENTAL EXPENSE	345	30	1,181	1,181	
350 UTILITIES	2,259	2,436	3,015	3,015	
RESERVES					
705 CONTINGENCY			406	406	
TOTAL	\$ 2,604	\$ 3,360	\$ 4,652	\$ 4,652	
LEMON GROVE LIGHTING MAINTENANCE DISTRICT					
SERVICES AND SUPPLIES					
290 MAINTENANCE - STRUCT, IMPROVE & GROUNDS	\$	\$ 200	\$	\$	
315 PROFESSIONAL & SPECIALIZED SERVICES		30	40	40	
340 SPECIAL DEPARTMENTAL EXPENSE	1,011	8	892	892	
350 UTILITIES	1,095	1,878	1,538	1,538	
RESERVES					
705 CONTINGENCY			193	193	
TOTAL	\$ 2,106	\$ 2,116	\$ 2,663	\$ 2,663	
LEUCADIA LIGHTING MAINTENANCE DISTRICT					
SERVICES AND SUPPLIES					
315 PROFESSIONAL & SPECIALIZED SERVICES	\$	\$ 4	\$ 40	\$ 40	
340 SPECIAL DEPARTMENTAL EXPENSE	79	38	60	60	
350 UTILITIES	161	166	167	167	
RESERVES					
705 CONTINGENCY			21	21	
TOTAL	\$ 240	\$ 208	\$ 288	\$ 288	

COUNTY OF SAN DIEGO FINAL BUDGET  
1970-1971  
SPECIAL DISTRICTS  
GOVERNED THROUGH BOARD OF SUPERVISORS  
EXPENDITURE DETAIL  
SCHEDULE 13C

DISTRICT-EXPENDITURE CLASSIFICATION	. . . EXPENDITURES . . .		. . . . APPROPRIATIONS . . . .		FUND - (GENERAL OR OPERATING UNLESS OTHERWISE INDICATED)
	ACTUAL 1968-69	ACTUAL 1969-70	RECOMMENDED 1970-71	ADOPTED BY THE BOARD OF SUPERVISORS 1970-71	
LIGHTING MAINTENANCE DISTRICTS					
PEPPER DRIVE LIGHTING MAINTENANCE DISTRICT					
SERVICES AND SUPPLIES					
315 PROFESSIONAL & SPECIALIZED SERVICES	\$	\$ 16	\$ 40	\$ 40	
340 SPECIAL DEPARTMENTAL EXPENSE		53	64	64	
350 UTILITIES	733	1,021	1,075	1,075	
RESERVES					
705 CONTINGENCY			111	111	
TOTAL	\$ 733	\$ 1,090	\$ 1,290	\$ 1,290	
ROYAL CREST LIGHTING MAINTENANCE DISTRICT					
SERVICES AND SUPPLIES					
315 PROFESSIONAL & SPECIALIZED SERVICES	\$	\$	\$ 30	\$ 30	
340 SPECIAL DEPARTMENTAL EXPENSE			321	321	
350 UTILITIES		291	349	349	
RESERVES					
705 CONTINGENCY			67	67	
TOTAL	\$	\$ 291	\$ 767	\$ 767	
SAN DIEGO COUNTY LIGHTING MAINTENANCE					
DISTRICT NO. 1					
SERVICES AND SUPPLIES					
315 PROFESSIONAL & SPECIALIZED SERVICES	\$	\$ 200	\$ 100	\$ 100	
340 SPECIAL DEPARTMENTAL EXPENSE		36	233	1,970	1,970
350 UTILITIES	2,889	17,676	47,837	47,837	
RESERVES					
705 CONTINGENCY			1,727	1,727	
TOTAL	\$ 2,925	\$ 18,109	\$ 51,634	\$ 51,634	
SAN DIEGO COUNTY LIGHTING MAINTENANCE					
DISTRICT NO. 2					
SERVICES AND SUPPLIES					
315 PROFESSIONAL & SPECIALIZED SERVICES	\$	\$ 60	\$ 50	\$ 50	
340 SPECIAL DEPARTMENTAL EXPENSE		93	423	423	
350 UTILITIES	386	1,691	7,044	7,044	
RESERVES					
705 CONTINGENCY			218	218	
TOTAL	\$ 386	\$ 1,844	\$ 7,735	\$ 7,735	
SPRING VALLEY LIGHTING MAINTENANCE DISTRICT					
SERVICES AND SUPPLIES					
315 PROFESSIONAL & SPECIALIZED SERVICES	\$	\$ 168	\$ 100	\$ 100	
340 SPECIAL DEPARTMENTAL EXPENSE		236	561	561	
350 UTILITIES	6,186	8,172	9,360	9,360	

COUNTY OF SAN DIEGO FINAL BUDGET  
1970-1971  
SPECIAL DISTRICTS  
GOVERNED THROUGH BOARD OF SUPERVISORS  
EXPENDITURE DETAIL  
SCHEDULE 13C

DISTRICT-EXPENDITURE CLASSIFICATION	ACTUAL 1968-69	ACTUAL 1969-70	RECOMMENDED 1970-71	ADOPTED BY THE BOARD OF SUPERVISORS 1970-71	FUND - (GENERAL OR OPERATING UNLESS OTHERWISE INDICATED)
. . . EXPENDITURES . . . . . APPROPRIATIONS . . . . .					
LIGHTING MAINTENANCE DISTRICTS					
SPRING VALLEY LIGHTING MAINTENANCE DISTRICT CONT'D					
RESERVES					
705 CONTINGENCY	\$	\$	\$ 942	\$ 942	
TOTAL	\$ 6,422	\$ 8,543	\$ 10,963	\$ 10,963	
SUNSHINE PARK LIGHTING MAINTENANCE DISTRICT					
SERVICES AND SUPPLIES					
315 PROFESSIONAL & SPECIALIZED SERVICES	\$	\$	\$ 30	\$ 30	
340 SPECIAL DEPARTMENTAL EXPENSE		33	41	41	
350 UTILITIES	254	521	684	684	
RESERVES					
705 CONTINGENCY			71	71	
TOTAL	\$ 254	\$ 554	\$ 826	\$ 826	
JACUMBA LIGHTING MAINTENANCE DISTRICT					
SERVICES AND SUPPLIES					
315 PROFESSIONAL & SPECIALIZED SERVICES	\$	\$	\$ 30	\$ 30	
340 SPECIAL DEPARTMENTAL EXPENSE			270	270	
350 UTILITIES		137	830	830	
RESERVES					
705 CONTINGENCY			60	60	
TOTAL	\$	\$ 137	\$ 1,190	\$ 1,190	
WINTER GARDENS LIGHTING MAINTENANCE DISTRICT					
SERVICES AND SUPPLIES					
230 UTILITIES	\$	\$ 87	\$	\$	
TOTAL LIGHTING MAINTENANCE DISTRICTS	\$ 24,509	\$ 45,559	\$ 92,954	\$ 92,954	
SANITATION DISTRICTS					
ALPINE SANITATION DISTRICT					
SERVICES AND SUPPLIES					
290 MAINTENANCE - STRUCT, IMPROVE & GROUNDS	\$ 12,955	\$ 18,785	\$ 19,150	\$ 19,150	
315 PROFESSIONAL & SPECIALIZED SERVICES	973	3,168	1,800	1,800	
340 SPECIAL DEPARTMENTAL EXPENSE	276	1,928	615	615	
OTHER CHARGES					
455 BOND REDEMPTION	5,000	5,000	5,000	5,000	DEBT SERVICE 1953
456 INTEREST ON BONDS	2,125	1,875	1,625	1,625	DEBT SERVICE 1953
456 INTEREST ON BONDS	250	250	250	250	DEBT SERVICE 1953 (5M)
FIXED ASSETS					
530 STRUCTURES AND IMPROVEMENTS					
S01 SEWER SYSTEM IMPROVEMENTS	884				
RESERVES					
705 CONTINGENCY			1,900	1,900	
TOTAL	\$ 22,463	\$ 31,006	\$ 30,340	\$ 30,340	

COUNTY OF SAN DIEGO FINAL BUDGET  
1970-1971  
SPECIAL DISTRICTS  
GOVERNED THROUGH BOARD OF SUPERVISORS  
EXPENDITURE DETAIL  
SCHEDULE 13C

DISTRICT-EXPENDITURE CLASSIFICATION	ACTUAL 1968-69	ACTUAL 1969-70	RECOMMENDED 1970-71	ADOPTED BY THE BOARD OF SUPERVISORS 1970-71	FUND - (GENERAL OR OPERATING UNLESS OTHERWISE INDICATED)
. . . EXPENDITURES . . . . . APPROPRIATIONS . . . . .					
SANITATION DISTRICTS					
BUENA SANITATION DISTRICT					
SERVICES AND SUPPLIES					
290 MAINTENANCE - STRUCT, IMPROVE & GROUNDS	\$ 19,893	\$ 21,400	\$ 19,460	\$ 19,460	
315 PROFESSIONAL & SPECIALIZED SERVICES	3,038	8,132	5,970	5,970	
340 SPECIAL DEPARTMENTAL EXPENSE	27,801	19,615	18,860	18,860	
FIXED ASSETS					
530 STRUCTURES AND IMPROVEMENTS					
S01 SEWER SYSTEMS IMPROVEMENT	23,242				
OTHER CHARGES					
455 BOND REDEMPTION	35,000	40,000	45,135	45,135	DEBT SERVICE 1964
456 INTEREST ON BONDS	92,354	90,606	88,513	88,513	DEBT SERVICE 1964
RESERVES					
705 CONTINGENCY			4,000	4,000	
TOTAL	\$ 201,328	\$ 179,753	\$ 181,938	\$ 181,938	
CARDIFF SANITATION DISTRICT					
SERVICES AND SUPPLIES					
290 MAINTENANCE - STRUCT, IMPROVE & GROUNDS	\$	\$ 2,761	\$	\$	
290 MAINTENANCE - STRUCT, IMPROVE & GROUNDS	35,619	34,711	31,800	31,800	1965 SEWER MAINTENANCE & OPERATION
315 PROFESSIONAL & SPECIALIZED SERVICES	9,161	5,789	7,880	7,880	
315 PROFESSIONAL & SPECIALIZED SERVICES	1,037	1,150	1,200	1,200	1965 SEWER MAINTENANCE & OPERATION
340 SPECIAL DEPARTMENTAL EXPENSE	26,942	31,795	30,000	30,000	
340 SPECIAL DEPARTMENTAL EXPENSE	63,380	76,010	86,282	86,282	1965 SEWER REVENUE
340 SPECIAL DEPARTMENTAL EXPENSE	7,000	5,370	13,283	13,283	1965 SEWER REVENUE BOND - SURPLUS
FIXED ASSETS					
530 STRUCTURES & IMPROVEMENTS					
S01 SEWER SYSTEMS IMPROVEMENT	1,854				
OTHER CHARGES					
455 BOND REDEMPTION	10,000	10,000	10,000	10,000	DEBT SERVICE 1956
455 BOND REDEMPTION	10,000	10,000	10,000	10,000	1965 SEWER REVENUE BOND - RETIREMENT
456 INTEREST ON BONDS	9,000	8,500	8,000	8,000	DEBT SERVICE 1956
456 INTEREST ON BONDS	24,526	24,077	23,645	23,645	1965 SEWER REVENUE BOND - INTEREST
453 CONTRIBUTIONS TO OTHER AGENCIES	21,500	20,500	41,521	41,521	1965 SEWER REVENUE BOND - RESERVE
TOTAL	\$ 220,019	\$ 230,663	\$ 263,611	\$ 263,611	



COUNTY OF SAN DIEGO FINAL BUDGET  
1970-1971  
SPECIAL DISTRICTS  
GOVERNED THROUGH BOARD OF SUPERVISORS  
EXPENDITURE DETAIL  
SCHEDULE 13C

DISTRICT-EXPENDITURE CLASSIFICATION	. . . EXPENDITURES . . .		. . . . . APPROPRIATIONS . . . . .		FUND - (GENERAL OR OPERATING UNLESS OTHERWISE INDICATED)
	ACTUAL 1968-69	ACTUAL 1969-70	RECOMMENDED 1970-71	ADOPTED BY THE BOARD OF SUPERVISORS 1970-71	
SANITATION DISTRICTS					
JULIAN SANITATION DISTRICT					
SERVICES AND SUPPLIES					
290 MAINTENANCE - STRUCT, IMPROVE & GROUNDS	\$ 1,750	\$ 1,893	\$ 1,810	\$ 1,810	
315 PROFESSIONAL & SPECIALIZED SERVICES	174	480	615	615	
340 SPECIAL DEPARTMENTAL EXPENSE	199				
FIXED ASSETS					
530 STRUCTURES AND IMPROVEMENTS					
S01 SEWER SYSTEM IMPROVEMENTS			1,000	1,000	
OTHER CHARGES					
455 BOND REDEMPTION	2,000	2,000	2,000	2,000	DEBT SERVICE 1953
456 INTEREST ON BONDS	1,500	1,400	1,300	1,300	DEBT SERVICE 1953
RESERVES					
705 CONTINGENCY			331	331	
TOTAL	\$ 5,623	\$ 5,773	\$ 7,056	\$ 7,056	
LAKESIDE SANITATION DISTRICT					
SERVICES AND SUPPLIES					
290 MAINTENANCE - STRUCT, IMPROVE & GROUNDS	\$ 49,475	\$ 64,991	\$ 65,800	\$ 65,800	
315 PROFESSIONAL & SPECIALIZED SERVICES	10,121	16,256	13,700	13,700	
340 SPECIAL DEPARTMENTAL EXPENSE	3,025	1,012	20,000	20,000	
FIXED ASSETS					
530 STRUCTURES AND IMPROVEMENTS					
S01 SEWER SYSTEM IMPROVEMENTS	4,624	17,825	230,000	230,000	
OTHER CHARGES					
455 BOND REDEMPTION	10,000	10,000	10,000	10,000	DEBT SERVICE 1958
456 INTEREST ON BONDS	11,488	11,012	10,538	10,538	DEBT SERVICE 1958
RESERVES					
705 CONTINGENCY			10,000	10,000	
TOTAL	\$ 88,733	\$ 121,096	\$ 360,038	\$ 360,038	
LEMON GROVE SANITATION DISTRICT					
SERVICES AND SUPPLIES					
290 MAINTENANCE - STRUCT, IMPROVE & GROUNDS	\$ 68,621	\$ 75,684	\$ 62,640	\$ 62,640	
315 PROFESSIONAL & SPECIALIZED SERVICES	11,692	15,538	12,060	12,060	
340 SPECIAL DEPARTMENTAL EXPENSE	64,390	57,790	72,000	72,000	
FIXED ASSETS					
530 STRUCTURES AND IMPROVEMENTS					
S01 SEWER SYSTEM IMPROVEMENTS			1,000	1,000	
RESERVES					
705 CONTINGENCY			10,000	10,000	
TOTAL	\$ 144,703	\$ 149,012	\$ 157,700	\$ 157,700	

COUNTY OF SAN DIEGO FINAL BUDGET  
1970-1971  
SPECIAL DISTRICTS  
GOVERNED THROUGH BOARD OF SUPERVISORS  
EXPENDITURE DETAIL  
SCHEDULE 13C

DISTRICT-EXPENDITURE CLASSIFICATION	. . . EXPENDITURES . . .		. . . . APPROPRIATIONS . . . .		FUND - (GENERAL OR OPERATING UNLESS OTHERWISE INDICATED)
	ACTUAL 1968-69	ACTUAL 1969-70	RECOMMENDED 1970-71	ADOPTED BY THE BOARD OF SUPERVISORS 1970-71	
SANITATION DISTRICTS					
MONTGOMERY SANITATION DISTRICT					
SERVICES AND SUPPLIES					
290 MAINTENANCE - STRUCT, IMPROVE & GROUNDS	\$ 21,431	\$ 32,488	\$ 22,700	\$ 22,700	
315 PROFESSIONAL & SPECIALIZED SERVICES	9,351	12,892	11,230	11,230	
340 SPECIAL DEPARTMENTAL EXPENSE	76,252	72,726	85,600	85,600	
FIXED ASSETS					
530 STRUCTURES AND IMPROVEMENTS					
S01 SEWER SYSTEM IMPROVEMENTS			30,000	30,000	
RESERVES					
705 CONTINGENCY			10,000	10,000	
TOTAL	\$ 107,034	\$ 118,106	\$ 159,530	\$ 159,530	
PINE VALLEY SANITATION DISTRICT					
SERVICES AND SUPPLIES					
290 MAINTENANCE - STRUCT, IMPROVE & GROUNDS	\$	\$ 5,418	\$ 6,820	\$ 6,820	
315 PROFESSIONAL & SPECIALIZED SERVICES		818	500	500	
325 RENTS & LEASES - STRUCT, IMPROVE & GROUNDS		750	1,000	1,000	
RESERVES					
705 CONTINGENCY			900	900	
TOTAL	\$	\$ 6,986	\$ 9,220	\$ 9,220	
RAMONA SANITATION DISTRICT					
SERVICES AND SUPPLIES					
290 MAINTENANCE - STRUCT, IMPROVE & GROUNDS	\$ 33,548	\$ 33,131	\$ 35,900	\$ 35,900	
315 PROFESSIONAL & SPECIALIZED SERVICES	1,610	6,444	6,840	6,840	
340 SPECIAL DEPARTMENTAL EXPENSE	668	118	15,754	15,754	
FIXED ASSETS					
530 STRUCTURES & IMPROVEMENTS					
S01 SEWER SYSTEM IMPROVEMENTS			5,000	5,000	
OTHER CHARGES					
455 BOND REDEMPTION	3,000	3,000	3,000	3,000	DEBT SERVICE 1949
456 INTEREST ON BONDS	508	403	298	298	DEBT SERVICE 1949
RESERVES					
705 CONTINGENCY			2,000	2,000	
TOTAL	\$ 39,334	\$ 43,096	\$ 68,792	\$ 68,792	
RANCHO SANTA FE SANITATION DISTRICT					
SERVICES AND SUPPLIES					
290 MAINTENANCE - STRUCT, IMPROVE & GROUNDS	\$ 33,354	\$ 36,942	\$ 41,200	\$ 41,200	
315 PROFESSIONAL & SPECIALIZED SERVICES	2,883	5,872	6,000	6,000	
340 SPECIAL DEPARTMENTAL EXPENSE	1,005				
OTHER CHARGES					
455 BOND REDEMPTION	7,000	7,000	7,000	7,000	DEBT SERVICE 1960
456 INTEREST ON BONDS	3,435	3,203	2,940	2,940	DEBT SERVICE 1960

COUNTY OF SAN DIEGO FINAL BUDGET  
1970-1971  
SPECIAL DISTRICTS  
GOVERNED THROUGH BOARD OF SUPERVISORS  
EXPENDITURE DETAIL  
SCHEDULE 13C

DISTRICT-EXPENDITURE CLASSIFICATION	ACTUAL 1968-69	ACTUAL 1969-70	RECOMMENDED 1970-71	ADOPTED BY THE BOARD OF SUPERVISORS 1970-71	FUND - (GENERAL OR OPERATING UNLESS OTHERWISE INDICATED)
. . . EXPENDITURES . . . . . APPROPRIATIONS . . . . .					
SANITATION DISTRICTS					
RANCHO SANTA FE SANITATION DISTRICT CONT'D					
FIXED ASSETS					
530 STRUCTURES AND IMPROVEMENTS					
S01 SEWER SYSTEM IMPROVEMENTS	\$	\$ 1,624	\$ 6,000	\$ 6,000	
RESERVE					
705 CONTINGENCY			2,000	2,000	
TOTAL	\$ 47,677	\$ 54,641	\$ 65,140	\$ 65,140	
ROLANDO SANITATION DISTRICT					
SERVICES AND SUPPLIES					
290 MAINTENANCE - STRUCT, IMPROVE & GROUNDS	\$ 4,387	\$ 6,208	\$ 9,400	\$ 9,400	
315 PROFESSIONAL & SPECIALIZED SERVICES	2,023	2,646	3,060	3,060	
340 SPECIAL DEPARTMENTAL EXPENSE	10,265	8,411	10,600	10,600	
RESERVES					
705 CONTINGENCY			2,000	2,000	
TOTAL	\$ 16,675	\$ 17,265	\$ 25,060	\$ 25,060	
SOLANA BEACH SANITATION DISTRICT					
SERVICES AND SUPPLIES					
290 MAINTENANCE - STRUCT, IMPROVE & GROUNDS	\$	\$ 4,000	\$	\$	
290 MAINTENANCE - STRUCT, IMPROVE & GROUNDS	40,503	32,555	34,100	34,100	1965 SEWER MAINTENANCE & OPERATION
315 PROFESSIONAL & SPECIALIZED SERVICES	9,729	7,318	8,720	8,720	
315 PROFESSIONAL & SPECIALIZED SERVICES	984	1,380	1,200	1,200	1965 SEWER MAINTENANCE & OPERATION
340 SPECIAL DEPARTMENTAL EXPENSE	23,192	18,991	25,600	25,600	
340 SPECIAL DEPARTMENTAL EXPENSE	80,207	67,890	87,240	87,240	1965 SEWER REVENUE
340 SPECIAL DEPARTMENTAL EXPENSE	5,000	7,500	25,113	25,113	1965 SEWER REVENUE BOND - SURPLUS
FIXED ASSETS					
530 STRUCTURES AND IMPROVEMENTS					
S01 SEWER SYSTEM IMPROVEMENTS	7,988	1,018	55,000	55,000	
OTHER CHARGES					
455 BOND REDEMPTION	10,000	10,000	10,000	10,000	1965 SEWER REVENUE BOND - RETIREMENT
456 INTEREST ON BONDS	25,428	24,976	24,538	24,538	1965 SEWER REVENUE BOND - INTEREST
453 CONTRIBUTIONS TO OTHER AGENCIES		18,500	43,472	43,472	1965 SEWER REVENUE BOND - RESERVE
RESERVES					
705 CONTINGENCY			3,000	3,000	
TOTAL	\$ 203,031	\$ 194,128	\$ 317,983	\$ 317,983	

COUNTY OF SAN DIEGO FINAL BUDGET  
1970-1971  
SPECIAL DISTRICTS  
GOVERNED THROUGH BOARD OF SUPERVISORS  
EXPENDITURE DETAIL  
SCHEDULE 13C

DISTRICT-EXPENDITURE CLASSIFICATION	. . . EXPENDITURES . . .		. . . . APPROPRIATIONS . . . .		FUND - (GENERAL OR OPERATING UNLESS OTHERWISE INDICATED)
	ACTUAL 1968-69	ACTUAL 1969-70	RECOMMENDED 1970-71	ADOPTED BY THE BOARD OF SUPERVISORS 1970-71	
SANITATION DISTRICTS					
SPRING VALLEY SANITATION DISTRICT					
SERVICES AND SUPPLIES					
290 MAINTENANCE - STRUCT, IMPROVE & GROUNDS	\$ 86,940	\$ 101,016	\$ 94,050	\$ 94,050	1962 SEWER REVENUE MAINTENANCE & OPERATION
315 PROFESSIONAL & SPECIALIZED SERVICES	24,432	24,410	17,700	17,700	1962 SEWER REVENUE MAINTENANCE & OPERATION
340 SPECIAL DEPARTMENTAL EXPENSE	384,279	124,985	139,900	139,900	1962 SEWER REVENUE
340 SPECIAL DEPARTMENTAL EXPENSE	270,380	255,954	405,730	405,730	1962 SEWER REVENUE
340 SPECIAL DEPARTMENTAL EXPENSE		5,400	34,330	34,330	BOND - SURPLUS REVENUE
340 SPECIAL DEPARTMENTAL EXPENSE	9,000				1962 SEWER REVENUE MAINTENANCE & OPERATION
FIXED ASSETS					
530 STRUCTURES AND IMPROVEMENTS	78				
S01 SEWER SYSTEM IMPROVEMENTS	3,859	30,000	130,000	130,000	
OTHER CHARGES					
455 BOND REDEMPTION	30,000	30,000	30,000	30,000	DEBT SERVICE 1956
455 BOND REDEMPTION	40,000	45,000	45,000	45,000	1962 SEWER REVENUE BOND - PRINCIPAL
456 INTEREST ON BONDS	26,288	24,863	23,438	23,438	DEBT SERVICE 1956
456 INTEREST ON BONDS	51,984	50,420	48,900	48,900	1962 SEWER REVENUE BOND - INTEREST
453 CONTRIBUTIONS TO OTHER AGENCIES	20,000		103,932	103,932	1962 SEWER REVENUE BOND - RESERVE
TOTAL	\$ 947,240	\$ 692,048	\$ 1,072,980	\$ 1,072,980	
WHISPERING PALMS SANITATION DISTRICT					
SERVICES AND SUPPLIES					
290 MAINTENANCE - STRUCT, IMPROVE & GROUNDS	\$ 5,412	\$ 8,085	\$ 8,800	\$ 8,800	
315 PROFESSIONAL & SPECIALIZED SERVICES	615	969	1,300	1,300	
340 SPECIAL DEPARTMENTAL EXPENSE	165				
RESERVES					
705 CONTINGENCY			900	900	
TOTAL	\$ 6,192	\$ 9,054	\$ 11,000	\$ 11,000	
TOTAL SANITATION DISTRICTS	\$ 2,050,052	\$ 1,852,627	\$ 2,730,388	\$ 2,730,388	

COUNTY OF SAN DIEGO FINAL BUDGET  
1970-1971  
SPECIAL DISTRICTS  
GOVERNED THROUGH BOARD OF SUPERVISORS  
EXPENDITURE DETAIL  
SCHEDULE 13C

DISTRICT-EXPENDITURE CLASSIFICATION	ACTUAL 1968-69	ACTUAL 1969-70	RECOMMENDED 1970-71	ADOPTED BY THE BOARD OF SUPERVISORS 1970-71	FUND - (GENERAL OR OPERATING UNLESS OTHERWISE INDICATED)
. . . . EXPENDITURES . . . . . APPROPRIATIONS . . . . .					
RECREATION AND PARK DISTRICTS					
SPRING VALLEY RECREATION AND PARK DISTRICT					
SERVICES AND SUPPLIES					
315 PROFESSIONAL & SPECIALIZED SERVICES	\$ 22,353	\$ 20,198	\$ 26,000	\$ 26,000	
340 SPECIAL DEPARTMENTAL EXPENSE	925				
FIXED ASSETS					
520 LAND					
L01 LAND			54,500	54,500	
RESERVES					
705 CONTINGENCY			1,500	1,500	
TOTAL RECREATION AND PARK DISTRICT	\$ 23,278	\$ 20,198	\$ 82,000	\$ 82,000	
MAINTENANCE DISTRICTS					
RANCHO SANTA FE MAINTENANCE DISTRICT					
SALARIES AND EMPLOYEE BENEFITS					
101 SALARIES AND WAGES	\$ 26,117	\$ 27,635	\$ 31,756	\$ 31,756	
SERVICES AND SUPPLIES					
215 COMMUNICATIONS	30				
243 INSURANCE - WORKMANS COMPENSATION			500	500	
290 MAINTENANCE - STRUCT, IMPROVE & GROUNDS	2,868	4,353	4,350	4,350	
315 PROFESSIONAL & SPECIALIZED SERVICES	3,087	3,187	3,500	3,500	
325 RENTS & LEASES - STRUCT, IMPROVE & GROUNDS	1,775	2,400	2,400	2,400	
340 SPECIAL DEPARTMENTAL EXPENSE	4,467	1,323	2,400	2,400	
350 UTILITIES	155	639	800	800	
FIXED ASSETS					
ITEM					
510 1 MINOR EQUIPMENT	424	2,247			
2 DUMP TRUCK CAB AND CHASSIS (REPLACEMENT)			3,000	3,000	
RESERVES					
705 CONTINGENCY			1,500	1,500	
TOTAL	\$ 38,923	\$ 41,784	\$ 50,206	\$ 50,206	
SAN DIEGO COUNTY DRAINAGE MAINTENANCE					
DISTRICT NO. 1					
SERVICES AND SUPPLIES					
290 MAINTENANCE - STRUCT, IMPROVE & GROUNDS	\$ 3,770	\$ 4,788	\$ 4,300	\$ 4,300	
315 PROFESSIONAL & SPECIALIZED SERVICES	141	116	1,400	1,400	
340 SPECIAL DEPARTMENTAL EXPENSE	87	110	100	100	
TOTAL	\$ 3,998	\$ 5,014	\$ 5,800	\$ 5,800	

COUNTY OF SAN DIEGO FINAL BUDGET  
1970-1971  
SPECIAL DISTRICTS  
GOVERNED THROUGH BOARD OF SUPERVISORS  
EXPENDITURE DETAIL  
SCHEDULE 13C

DISTRICT-EXPENDITURE CLASSIFICATION	ACTUAL 1968-69	ACTUAL 1969-70	RECOMMENDED 1970-71	ADOPTED BY THE BOARD OF SUPERVISORS 1970-71	FUND - (GENERAL OR OPERATING UNLESS OTHERWISE INDICATED)
. . . EXPENDITURES . . . . . APPROPRIATIONS . . . . .					
MAINTENANCE DISTRICTS					
WINTER GARDENS SEWER MAINTENANCE DISTRICT SERVICES AND SUPPLIES					
290 MAINTENANCE - STRUCT, IMPROVE & GROUNDS	\$ 18,202	\$ 30,858	\$ 46,800	\$ 46,800	
315 PROFESSIONAL & SPECIALIZED SERVICES	1,580	1,399	1,200	1,200	
340 SPECIAL DEPARTMENTAL EXPENSE RESERVES	20,549	20,251	8,340	8,340	
705 CONTINGENCY			4,600	4,600	
TOTAL	\$ 40,331	\$ 52,508	\$ 60,940	\$ 60,940	
TOTAL MAINTENANCE DISTRICTS	\$ 83,252	\$ 99,306	\$ 116,946	\$ 116,946	
COMMUNITY SERVICES DISTRICTS					
CARDIFF MARINA COMMUNITY SERVICES DISTRICT SERVICES AND SUPPLIES					
340 SPECIAL DEPARTMENTAL EXPENSE	\$ 135	\$ 115	\$ 3,550	\$ 3,550	
TOTAL COMMUNITY SERVICES DISTRICTS	\$ 135	\$ 115	\$ 3,550	\$ 3,550	
COUNTY SERVICE AREAS					
COUNTY SERVICE AREA NO. 1 WHISPERING PALMS SERVICES AND SUPPLIES					
290 MAINTENANCE - STRUCT, IMPROVE & GROUNDS	\$	\$ 5,355	\$ 14,250	\$ 14,250	
350 UTILITIES	\$	4,060	750	750	
TOTAL	\$	\$ 9,415	\$ 15,000	\$ 15,000	
COUNTY SERVICE AREA NO. 2 LA COSTA SERVICES AND SUPPLIES					
215 COMMUNICATIONS	\$ 243	\$ 928	\$	\$	
290 MAINTENANCE - STRUCT, IMPROVE & GROUNDS	16,479	49,993	106,000	106,000	
325 RENTS & LEASES - STRUCT, IMPROVE & GROUNDS		5,606			
340 SPECIAL DEPARTMENTAL EXPENSE	14,858	2,809			
350 UTILITIES	1,842	1,897	4,000	4,000	
FIXED ASSETS					
510 EQUIPMENT		37,570			
RESERVES					
705 CONTINGENCY			11,000	11,000	
TOTAL	\$ 33,422	\$ 98,803	\$ 121,000	\$ 121,000	

COUNTY OF SAN DIEGO FINAL BUDGET  
1970-1971  
SPECIAL DISTRICTS  
GOVERNED THROUGH BOARD OF SUPERVISORS  
EXPENDITURE DETAIL  
SCHEDULE 13C

DISTRICT-EXPENDITURE CLASSIFICATION	EXPENDITURES . . . .		APPROPRIATIONS . . . .		FUND - (GENERAL OR OPERATING UNLESS OTHERWISE INDICATED)
	ACTUAL 1968-69	ACTUAL 1969-70	RECOMMENDED 1970-71	ADOPTED BY THE BOARD OF SUPERVISORS 1970-71	
COUNTY SERVICE AREAS					
COUNTY SERVICE AREA NO. 4 MAJESTIC PINES					
SERVICES AND SUPPLIES					
315 PROFESSIONAL & SPECIALIZED SERVICES	\$ 5,500	\$	\$	\$	
340 SPECIAL DEPARTMENTAL EXPENSE	30,289				
FIXED ASSETS					
530 STRUCTURES AND IMPROVEMENTS					
S01	39,168				
ZONE A MAJESTIC PINES					
SERVICES AND SUPPLIES					
290 MAINTENANCE - STRUCT, IMPROVE & GROUNDS		21,426	13,660	13,660	
340 SPECIAL DEPARTMENTAL EXPENSE		770			
OTHER CHARGES					
460 INTEREST ON NOTES			3,449	3,449	
ZONE B MAJESTIC PINES					
SERVICES AND SUPPLIES					
290 MAINTENANCE - STRUCT, IMPROVE & GROUNDS		16,200	16,314	16,314	
340 SPECIAL DEPARTMENTAL EXPENSE		3,252			
OTHER CHARGES					
460 INTEREST ON NOTES			2,408	2,408	
ZONE C MAJESTIC PINES					
SERVICES AND SUPPLIES					
290 MAINTENANCE - STRUCT, IMPROVE & GROUNDS		2,827	6,501	6,501	
340 SPECIAL DEPARTMENTAL EXPENSE		3,434			
OTHER CHARGES					
460 INTEREST ON NOTES			776	776	
TOTAL	\$ 74,957	\$ 47,909	\$ 43,108	\$ 43,108	
COUNTY SERVICE AREA NO. 5 HIGH VALLEY					
SERVICES AND SUPPLIES					
290 MAINTENANCE - STRUCT, IMPROVE & GROUNDS	\$	\$ 1,373	\$ 1,500	\$ 1,500	
340 SPECIAL DEPARTMENTAL EXPENSE	1,499	127			
OTHER CHARGES					
460 INTEREST ON NOTES		300			
TOTAL	\$ 1,499	\$ 1,800	\$ 1,500	\$ 1,500	
COUNTY SERVICE AREA NO. 6 PAUMA VALLEY					
SERVICES AND SUPPLIES					
290 MAINTENANCE - STRUCT, IMPROVE & GROUNDS	\$	\$ 2,111	\$ 2,471	\$ 2,471	
340 SPECIAL DEPARTMENTAL EXPENSE	2,494	364			
TOTAL	\$ 2,494	\$ 2,475	\$ 2,471	\$ 2,471	

COUNTY OF SAN DIEGO FINAL BUDGET  
1970-1971  
SPECIAL DISTRICTS  
GOVERNED THROUGH BOARD OF SUPERVISORS  
EXPENDITURE DETAIL  
SCHEDULE 13C

DISTRICT-EXPENDITURE CLASSIFICATION	. . . EXPENDITURES . . .		. . . . APPROPRIATIONS . . . .		FUND - (GENERAL OR OPERATING UNLESS OTHERWISE INDICATED)
	ACTUAL 1968-69	ACTUAL 1969-70	RECOMMENDED 1970-71	ADOPTED BY THE BOARD OF SUPERVISORS 1970-71	
COUNTY SERVICE AREAS					
COUNTY SERVICE AREA NO. 7 RAINBOW VALLEY					
SALARIES AND EMPLOYEE BENEFITS					
175 EMPLOYEE COMPENSATION INSURANCE	\$	\$	\$ 390	\$ 390	
SERVICES AND SUPPLIES					
280 MAINTENANCE - EQUIPMENT - AUTOMOTIVE		200			
290 MAINTENANCE - STRUCT, IMPROVE & GROUNDS		906	1,787	1,787	
340 SPECIAL DEPARTMENTAL EXPENSE	629	725			
OTHER CHARGES					
460 INTEREST ON NOTES		234			
FIXED ASSETS					
510 EQUIPMENT					
NO.    QUAN.    DESCRIPTION					
2        1    FIRE TRUCK			1,610	1,610	
530 STRUCTURES & IMPROVEMENTS	4,809	1,369			
RESERVES					
705 CONTINGENCY			300	300	
TOTAL	\$ 5,438	\$ 3,434	\$ 4,087	\$ 4,087	
COUNTY SERVICE AREA NO. 8 MAGEE ROAD					
SERVICES AND SUPPLIES					
290 MAINTENANCE - STRUCT, IMPROVE & GROUNDS	\$	\$ 1,141	\$ 1,177	\$ 1,177	
340 SPECIAL DEPARTMENTAL EXPENSE	68				
OTHER CHARGES					
460 INTEREST ON NOTES		510	86	86	
TOTAL	\$ 68	\$ 1,651	\$ 1,263	\$ 1,263	
COUNTY SERVICE AREA NO. 9 SANTA FE					
SERVICES AND SUPPLIES					
340 SPECIAL DEPARTMENTAL EXPENSE	\$ 201	\$	\$	\$	
ZONE A SANTA FE					
SERVICES AND SUPPLIES					
340 SPECIAL DEPARTMENTAL EXPENSE		425			
350 UTILITIES		75	1,000	1,000	
ZONE B SANTA FE					
SERVICES AND SUPPLIES					
290 MAINTENANCE & STRUCT, IMPROVE & GROUNDS		461	600	600	
340 SPECIAL DEPARTMENTAL EXPENSE		139			
350 UTILITIES		85	93	93	
OTHER CHARGES					
460 INTEREST ON NOTES			28	28	
RESERVES					
705 CONTINGENCY			100	100	



COUNTY OF SAN DIEGO FINAL BUDGET  
1970-1971  
SPECIAL DISTRICTS  
GOVERNED THROUGH BOARD OF SUPERVISORS  
EXPENDITURE DETAIL  
SCHEDULE 13C

DISTRICT-EXPENDITURE CLASSIFICATION	ACTUAL 1968-69	ACTUAL 1969-70	RECOMMENDED 1970-71	ADOPTED BY THE BOARD OF SUPERVISORS 1970-71	FUND - (GENERAL OR OPERATING UNLESS OTHERWISE INDICATED)
. . . EXPENDITURES . . . . . APPROPRIATIONS . . . . .					
COUNTY SERVICE AREAS					
COUNTY SERVICE AREA NO. 9 SANTA FE - CONTINUED					
ZONE C SANTA FE					
SERVICES AND SUPPLIES					
290 MAINTENANCE - STRUCT, IMPROVE & GROUNDS	\$	\$ 584	\$ 3,029	\$ 3,029	
340 SPECIAL DEPARTMENTAL EXPENSE		6,608			
350 UTILITIES		251	2,328	2,328	
OTHER CHARGES					
460 INTEREST ON NOTES			385	385	
TOTAL	\$ 201	\$ 8,628	\$ 7,563	\$ 7,563	
COUNTY SERVICE AREA NO. 10 DAVIS DRIVE					
SERVICES AND SUPPLIES					
290 MAINTENANCE - STRUCT, IMPROVE & GROUNDS	\$	\$ 272	\$ 292	\$ 292	
OTHER CHARGES					
460 INTEREST ON NOTES		280	263	263	
TOTAL	\$	\$ 552	\$ 555	\$ 555	
COUNTY SERVICE AREA NO. 11 BERNARDO ROAD					
SERVICES AND SUPPLIES					
290 MAINTENANCE - STRUCT, IMPROVE & GROUNDS	\$ 15,151	\$ 555	\$	\$	
ZONE A BERNARDO ROAD					
SERVICES AND SUPPLIES					
290 MAINTENANCE - STRUCT, IMPROVE & GROUNDS			208	208	
OTHER CHARGES					
460 INTEREST ON NOTES			1,051	1,051	
ZONE B BERNARDO ROAD					
SERVICES AND SUPPLIES					
290 MAINTENANCE - STRUCT, IMPROVE & GROUNDS			347	347	
OTHER CHARGES					
460 INTEREST ON NOTES			893	893	
ZONE C BERNARDO ROAD					
SERVICES AND SUPPLIES					
340 SPECIAL DEPARTMENTAL EXPENSE		5,985			
TOTAL	\$ 15,151	\$ 6,540	\$ 2,499	\$ 2,499	
COUNTY SERVICE AREA NO. 12 LOMAIR					
SERVICES AND SUPPLIES					
290 MAINTENANCE - STRUCT, IMPROV & GROUNDS	\$	\$ 305	\$	\$	
340 SPECIAL DEPARTMENTAL EXPENSE	2,250				
OTHER CHARGES					
460 INTEREST ON NOTES			238	238	
TOTAL	\$ 2,250	\$ 305	\$ 238	\$ 238	

COUNTY OF SAN DIEGO FINAL BUDGET  
1970-1971  
SPECIAL DISTRICTS  
GOVERNED THROUGH BOARD OF SUPERVISORS  
EXPENDITURE DETAIL  
SCHEDULE 13C

DISTRICT-EXPENDITURE CLASSIFICATION	ACTUAL 1968-69	ACTUAL 1969-70	RECOMMENDED 1970-71	ADOPTED BY THE BOARD OF SUPERVISORS 1970-71	FUND - (GENERAL OR OPERATING UNLESS OTHERWISE INDICATED
. . . EXPENDITURES . . . . . APPROPRIATIONS . . . . .					
COUNTY SERVICE AREAS					
COUNTY SERVICE AREA NO. 13 PALA MESA					
SERVICES AND SUPPLIES					
290 MAINTENANCE - STRUCT, IMPROVE & GROUNDS	\$ 16,907	\$ 15,346	\$ 3,983	\$ 3,983	
340 SPECIAL DEPARTMENTAL EXPENSE		209			
OTHER CHARGES					
460 INTEREST ON NOTES		986	586	586	
STEWARD CANYON ROAD ANNEX					
SERVICES AND SUPPLIES					
290 MAINTENANCE - STRUCT, IMPROVE & GROUNDS			4,037	4,037	
TOTAL	\$ 16,907	\$ 16,541	\$ 8,606	\$ 8,606	
COUNTY SERVICE AREA NO. 15 VIA PUERTA DEL SOL					
SERVICES AND SUPPLIES					
340 SPECIAL DEPARTMENTAL EXPENSE	\$	\$ 11,885	\$	\$	
OTHER CHARGES					
460 INTEREST ON NOTES			693	693	
TOTAL	\$	\$ 11,885	\$ 693	\$ 693	
COUNTY SERVICE AREA NO. 16 WYNOLA					
SERVICES AND SUPPLIES					
290 MAINTENANCE - STRUCT, IMPROVE & GROUNDS	\$	\$	\$ 2,421	\$ 2,421	
COUNTY SERVICE AREA NO. 17 SAN DIEGUITO					
SALARIES AND EMPLOYEE BENEFITS					
101 SALARIES AND WAGES	\$	\$ 26,060	\$ 60,000	\$ 60,000	
160 RETIREMENT, C.E.R.S.		2,035			
165 RETIREMENT, O.A.S.D.I.		1,275			
170 EMPLOYEE GROUP INSURANCE		250			
175 EMPLOYEE COMPENSATION INSURANCE			1,600	1,600	
SERVICES AND SUPPLIES					
210 CLOTHING AND PERSONAL SUPPLIES		148			
215 COMMUNICATIONS		116			
230 HOUSEHOLD EXPENSE		2,517			
290 MAINTENANCE - STRUCT, IMPROVE & GROUNDS		8,143	4,000	4,000	
295 MEDICAL, DENTAL & LABORATORY SUPPLIES		439			
310 OFFICE EXPENSE		339			
340 SPECIAL DEPARTMENTAL EXPENSE		35			
346 TRANSPORTATION & TRAVEL - TRAVEL EXPENSE		68			
OTHER CHARGES					
460 INTEREST ON NOTES			7,900	7,900	
FIXED ASSETS					
510 EQUIPMENT		12,345			
TOTAL	\$	\$ 53,770	\$ 73,500	\$ 73,500	

COUNTY OF SAN DIEGO FINAL BUDGET  
1970-1971  
SPECIAL DISTRICTS  
GOVERNED THROUGH BOARD OF SUPERVISORS  
EXPENDITURE DETAIL  
SCHEDULE 13C

DISTRICT-EXPENDITURE CLASSIFICATION	. . . . EXPENDITURES . . . .		. . . . . APPROPRIATIONS . . . . .		FUND - (GENERAL OR OPERATING UNLESS OTHERWISE INDICATED)
	ACTUAL 1968-69	ACTUAL 1969-70	RECOMMENDED 1970-71	ADOPTED BY THE BOARD OF SUPERVISORS 1970-71	
COUNTY SERVICE AREAS					
COUNTY SERVICE AREA NO. 18 HARRISON PARK SERVICES AND SUPPLIES					
290 MAINTENANCE - STRUCT, IMPROVE & GROUNDS	\$	\$	\$ 2,356	\$ 2,356	
340 SPECIAL DEPARTMENTAL EXPENSE		6,754			
OTHER CHARGES					
460 INTEREST ON NOTES			394	394	
TOTAL	\$	\$ 6,754	\$ 2,750	\$ 2,750	
TOTAL COUNTY SERVICE AREAS	\$ 152,387	\$ 270,462	\$ 287,254	\$ 287,254	
COUNTY FLOOD CONTROL DISTRICT					
ZONE 1					
SERVICES AND SUPPLIES					
290 MAINTENANCE - STRUCT, IMPROVE & GROUNDS	\$ 26,554	\$ 21,200	\$ 41,600	\$ 41,600	
315 PROFESSIONAL & SPECIALIZED SERVICES	64,891	44,868	14,800	14,800	
340 SPECIAL DEPARTMENTAL EXPENSE	959	1,346	9,300	9,300	
OTHER CHARGES					
465 RIGHTS OF WAY			20,900	20,900	
FIXED ASSETS					
530 STRUCTURES AND IMPROVEMENTS					
S01 FLOOD CONTROL & STORM DRAINAGE FACILITY			37,000	37,000	
RESERVES					
705 CONTINGENCY			13,000	13,000	
TOTAL	\$ 92,404	\$ 67,414	\$ 136,600	\$ 136,600	
ZONE 2					
SERVICES AND SUPPLIES					
290 MAINTENANCE - STRUCT, IMPROVE & GROUNDS	\$ 13,112	\$ 30,505	\$ 36,300	\$ 36,300	
315 PROFESSIONAL & SPECIALIZED SERVICES	81,364	45,121	96,400	96,400	
340 SPECIAL DEPARTMENTAL EXPENSE	935	4,063	4,700	4,700	
OTHER CHARGES					
465 RIGHTS OF WAY			10,000	10,000	
FIXED ASSETS					
530 STRUCTURES AND IMPROVEMENTS					
S01 FLOOD CONTROL & STORM DRAINAGE FACILITY		35,169	120,000	120,000	
RESERVES					
705 CONTINGENCY			12,000	12,000	
TOTAL	\$ 95,411	\$ 114,858	\$ 279,400	\$ 279,400	

COUNTY OF SAN DIEGO FINAL BUDGET  
1970-1971  
SPECIAL DISTRICTS  
GOVERNED THROUGH BOARD OF SUPERVISORS  
EXPENDITURE DETAIL  
SCHEDULE 13C

DISTRICT-EXPENDITURE CLASSIFICATION	. . . EXPENDITURES . . .		. . . . APPROPRIATIONS . . . .		FUND - (GENERAL OR OPERATING UNLESS OTHERWISE INDICATED)
	ACTUAL 1968-69	ACTUAL 1969-70	RECOMMENDED 1970-71	ADOPTED BY THE BOARD OF SUPERVISORS 1970-71	
COUNTY FLOOD CONTROL DISTRICT					
ZONE 3					
SERVICES AND SUPPLIES					
290 MAINTENANCE - STRUCT, IMPROVE & GROUNDS	\$ 21,658	\$ 42,010	\$ 57,400	\$ 57,400	
315 PROFESSIONAL & SPECIALIZED SERVICES	47,239	24,342	14,900	14,900	
340 SPECIAL DEPARTMENTAL EXPENSE	845	330	41,100	41,100	
OTHER CHARGES					
465 RIGHTS OF WAY			13,000	13,000	
FIXED ASSETS					
530 STRUCTURES AND IMPROVEMENTS					
S01 FLOOD CONTROL & STORM DRAINAGE FACILITY			50,000	50,000	
RESERVES					
705 CONTINGENCY			6,300	6,300	
TOTAL	\$ 69,742	\$ 66,682	\$ 182,700	\$ 182,700	
ZONE 4					
SERVICES AND SUPPLIES					
290 MAINTENANCE - STRUCT, IMPROVE & GROUNDS	\$ 5,160	\$ 10,668	\$ 15,700	\$ 15,700	
315 PROFESSIONAL & SPECIALIZED SERVICES	28,079	4,206	1,100	1,100	
340 SPECIAL DEPARTMENTAL EXPENSE	425	250	1,400	1,400	
OTHER CHARGES					
465 RIGHTS OF WAY			4,400	4,400	
FIXED ASSETS					
530 STRUCTURES AND IMPROVEMENTS					
S01 FLOOD CONTROL & STORM DRAINAGE FACILITY			16,100	16,100	
RESERVES					
705 CONTINGENCY			2,000	2,000	
TOTAL	\$ 33,664	\$ 15,124	\$ 40,700	\$ 40,700	
ZONE 5					
SERVICES AND SUPPLIES					
290 MAINTENANCE - STRUCT, IMPROVE & GROUNDS	\$ 500	\$ 602	\$ 2,400	\$ 2,400	
315 PROFESSIONAL & SPECIALIZED SERVICES	9,100	18,198	13,200	13,200	
340 SPECIAL DEPARTMENTAL EXPENSE	305	200	1,300	1,300	
OTHER CHARGES					
465 RIGHTS OF WAY			1,900	1,900	
RESERVES					
705 CONTINGENCY			1,700	1,700	
TOTAL	\$ 9,905	\$ 19,000	\$ 20,500	\$ 20,500	
TOTAL COUNTY FLOOD CONTROL	\$ 301,126	\$ 283,078	\$ 659,900	\$ 659,900	

COUNTY OF SAN DIEGO FINAL BUDGET  
 1970-1971  
 SPECIAL DISTRICTS  
 GOVERNED THROUGH BOARD OF SUPERVISORS  
 EXPENDITURE DETAIL  
 SCHEDULE 13C

DISTRICT-EXPENDITURE CLASSIFICATION	. . . . EXPENDITURES . . . .		. . . . APPROPRIATIONS . . . .		FUND - (GENERAL OR OPERATING UNLESS OTHERWISE INDICATED)
	ACTUAL 1968-69	ACTUAL 1969-70	RECOMMENDED 1970-71	ADOPTED BY THE BOARD OF SUPERVISORS 1970-71	
AIR POLLUTION CONTROL DISTRICT SERVICES AND SUPPLIES 315 PROFESSIONAL & SPECIALIZED SERVICES	\$	\$ 244	\$ 5,500	\$ 5,500	
TOTAL SPECIAL DISTRICTS GOVERNED THROUGH BOARD OF SUPERVISORS	\$ 2,725,547	\$ 2,687,422	\$ 4,134,027	\$ 4,134,027	

COUNTY OF SAN DIEGO FINAL BUDGET  
 1970-1971  
 SPECIAL DISTRICTS  
 GOVERNED THROUGH BOARD OF SUPERVISORS  
 DETAIL OF PROVISIONS FOR RESERVES  
 (WITH SUPPLEMENTAL DATA AFFECTING RESERVE TOTALS)  
 SCHEDULE 14

DESCRIPTION - PURPOSE	RESERVE BALANCE AS OF 6-30-70	DECREASES BY CANCELLATION MADE AVAILABLE FOR FINANCING . .		INCREASES OR NEW RESERVES TO BE PROVIDED IN BUDGET YEAR. .		TOTAL RESERVE FOR BUDGET YEAR	FUND
		RECOMMENDED	APPROVED/ADOPTED BOARD OF SUPERVISORS	RECOMMENDED	ADOPTED BOARD OF SUPERVISORS		
<b>LIGHTING DISTRICTS</b>							
GENERAL RESERVE	\$ 203	\$	\$	\$	\$	\$ 203	BLACKTON
GENERAL RESERVE	4,394			910	910	5,304	CARDIFF
GENERAL RESERVE	225					225	EDEN GARDENS
GENERAL RESERVE	28					28	ENCINITAS
GENERAL RESERVE	2,234			21	21	2,255	FALLBROOK
GENERAL RESERVE	765			184	184	949	HARBORSIDE
GENERAL RESERVE	151					151	JULIAN
GENERAL RESERVE	3,486			42	42	3,528	LAKESIDE
GENERAL RESERVE	3,415			3,145	3,145	6,560	LEMON GROVE
GENERAL RESERVE	462			304	304	766	POWAY
GENERAL RESERVE	1,288					1,288	RAMONA
GENERAL RESERVE	478			87	87	565	REXFORD
GENERAL RESERVE	2,414			30	30	2,444	SOLANA BEACH
GENERAL RESERVE	2,534			2,085	2,085	4,619	SPRING VALLEY
GENERAL RESERVE	5,306			114	114	5,420	SYCAMORE HILLS
GENERAL RESERVE	552			17	17	569	VISTA LA MESA
RESERVE FOR DEPOSITS WITH OTHERS	3					3	BLACKTON
RESERVE FOR DEPOSITS WITH OTHERS	914					914	CARDIFF
RESERVE FOR DEPOSITS WITH OTHERS	2					2	EDEN GARDENS
RESERVE FOR DEPOSITS WITH OTHERS	13					13	ENCINITAS
RESERVE FOR DEPOSITS WITH OTHERS	7					7	FALLBROOK
RESERVE FOR DEPOSITS WITH OTHERS	15					15	HARBORSIDE
RESERVE FOR DEPOSITS WITH OTHERS	7					7	JULIAN
RESERVE FOR DEPOSITS WITH OTHERS	12					12	LAKESIDE
RESERVE FOR DEPOSITS WITH OTHERS	2,076					2,076	LEMON GROVE
RESERVE FOR DEPOSITS WITH OTHERS	219					219	POWAY
RESERVE FOR DEPOSITS WITH OTHERS	8					8	RAMONA
RESERVE FOR DEPOSITS WITH OTHERS	7					7	REXFORD
RESERVE FOR DEPOSITS WITH OTHERS	8					8	SOLANA BEACH

COUNTY OF SAN DIEGO FINAL BUDGET  
1970-1971  
SPECIAL DISTRICTS  
GOVERNED THROUGH BOARD OF SUPERVISORS  
DETAIL OF PROVISIONS FOR RESERVES  
(WITH SUPPLEMENTAL DATA AFFECTING RESERVE TOTALS)  
SCHEDULE 14

DESCRIPTION - PURPOSE	RESERVE BALANCE AS OF 6-30-70	DECREASES BY CANCELLATION MADE AVAILABLE FOR FINANCING . .		INCREASES OR NEW RESERVES TO BE PROVIDED IN BUDGET YEAR. .		TOTAL RESERVE FOR BUDGET YEAR	FUND
		RECOMMENDED	APPROVED/ADOPTED BOARD OF SUPERVISORS	RECOMMENDED	ADOPTED BOARD OF SUPERVISORS		
LIGHTING DISTRICTS							
RESERVE FOR DEPOSITS WITH OTHERS	\$ 60	\$	\$	\$	\$	\$ 60	SPRING VALLEY
RESERVE FOR DEPOSITS WITH OTHERS	11					11	SYCAMORE HILLS
RESERVE FOR DEPOSITS WITH OTHERS	4					4	VISTA LA MESA
TOTAL LIGHTING DISTRICTS	\$ 31,301	\$	\$	\$ 6,939	\$ 6,939	\$ 38,240	
LIGHTING MAINTENANCE DISTRICTS							
GENERAL RESERVE	\$ 1,010	\$	\$	\$	\$	\$ 1,010	BROOKSIDE
GENERAL RESERVE	107					107	CARLTON OAKS
GENERAL RESERVE				29	29	29	DONALD WAY
GENERAL RESERVE	1,208			18	18	1,226	ENCINITAS NO.1
GENERAL RESERVE	584			15	15	599	LAKE SAN MARCOS
GENERAL RESERVE	447					447	LEMON GROVE
GENERAL RESERVE	49					49	LEUCADIA
GENERAL RESERVE				336	336	336	PEPPER DRIVE
GENERAL RESERVE				78	78	78	ROYAL CREST
GENERAL RESERVE	1,651			3,654	3,654	5,305	SAN DIEGO
GENERAL RESERVE							COUNTY DIST. 1
GENERAL RESERVE	170			377	377	547	SAN DIEGO
GENERAL RESERVE							COUNTY DIST. 2
GENERAL RESERVE	2,833					2,833	SPRING VALLEY
GENERAL RESERVE				214	214	214	SUNSHINE PARK
RESERVE FOR DEPOSITS WITH OTHERS	4					4	BROOKSIDE
RESERVE FOR DEPOSITS WITH OTHERS	32					32	CARLTON
RESERVE FOR DEPOSITS WITH OTHERS	34					34	DONALD WAY
RESERVE FOR DEPOSITS WITH OTHERS	197					197	ENCINITAS
RESERVE FOR DEPOSITS WITH OTHERS	2					2	JACUMBA
RESERVE FOR DEPOSITS WITH OTHERS	3					3	LAKE SAN MARCOS
RESERVE FOR DEPOSITS WITH OTHERS	6					6	LEMON GROVE
RESERVE FOR DEPOSITS WITH OTHERS	6					6	LEUCADIA
RESERVE FOR DEPOSITS WITH OTHERS	5					5	PEPPER DRIVE

COUNTY OF SAN DIEGO FINAL BUDGET  
1970-1971  
SPECIAL DISTRICTS

DETAIL OF PROVISIONS FOR RESERVES  
(WITH SUPPLEMENTAL DATA AFFECTING RESERVE TOTALS)  
SCHEDULE 14

DESCRIPTION - PURPOSE	RESERVE BALANCE AS OF 6-30-70	DECREASES BY CANCELLATION MADE AVAILABLE FOR FINANCING . .		INCREASES OR NEW RESERVES TO BE PROVIDED IN BUDGET YEAR. .		TOTAL RESERVE FOR BUDGET YEAR	FUND
		RECOMMENDED	BOARD OF SUPERVISORS APPROVED/ADOPTED	RECOMMENDED	ADOPTED BOARD OF SUPERVISORS		
LIGHTING MAINTENANCE DISTRICTS							
RESERVE FOR DEPOSITS WITH OTHERS	\$ 5	\$	\$	\$	\$	5	ROYAL CREST
RESERVE FOR DEPOSITS WITH OTHERS	400					400	SAN DIEGO COUNTY DIST. 1
RESERVE FOR DEPOSITS WITH OTHERS	47					47	SAN DIEGO COUNTY DIST. 2
RESERVE FOR DEPOSITS WITH OTHERS	19					19	SPRING VALLEY
RESERVE FOR DEPOSITS WITH OTHERS	8					8	SUNSHINE PARK
TOTAL LIGHTING MAINTENANCE DISTRICTS	\$ 8,827	\$	\$	\$ 4,721	\$ 4,721	\$ 13,548	
SANITATION DISTRICTS							
GENERAL RESERVE	\$ 5,875	\$ 125	\$ 125	\$	\$	\$ 5,750	ALPINE DEBT SERVICE 1953
GENERAL RESERVE	125					125	ALPINE DEBT SERVICE 1953 (M)
GENERAL RESERVE	66,757			1,375	1,375	68,132	BUENA DEBT SERVICE 1964
GENERAL RESERVE	14,125	250	250			13,875	CARDIFF DEBT SERVICE 1956
GENERAL RESERVE	100					100	JULIAN DEBT SERVICE 1953
GENERAL RESERVE	15,388	238	238			15,150	LAKESIDE DEBT SERVICE 1958
GENERAL RESERVE	3,176	53	53			3,123	RAMONA DEBT SERVICE 1949
GENERAL RESERVE	1,470	131	131			1,339	RANCHO SANTA FE DEBT SERVICE 1960
GENERAL RESERVE	42,075	712	712			41,363	SPRING VALLEY DEBT SERVICE 1956



COUNTY OF SAN DIEGO FINAL BUDGET  
1970-1971  
SPECIAL DISTRICTS  
GOVERNED THROUGH BOARD OF SUPERVISORS  
DETAIL OF PROVISIONS FOR RESERVES  
(WITH SUPPLEMENTAL DATA AFFECTING RESERVE TOTALS)  
SCHEDULE 14

DESCRIPTION - PURPOSE	RESERVE BALANCE AS OF 6-30-70	DECREASES BY CANCELLATION MADE AVAILABLE FOR FINANCING . . .		INCREASES OR NEW RESERVES TO BE PROVIDED IN BUDGET YEAR. . .		TOTAL RESERVE FOR BUDGET YEAR	FUND
		RECOMMENDED	APPROVED/ADOPTED BOARD OF SUPERVISORS	RECOMMENDED	ADOPTED BOARD OF SUPERVISORS		
SANITATION DISTRICTS							
RESERVE FOR DEPOSITS WITH OTHERS	\$ 926	\$	\$	\$	\$	\$ 926	ALPINE
RESERVE FOR DEPOSITS WITH OTHERS	1					1	BUENA
RESERVE FOR DEPOSITS WITH OTHERS	711					711	LAKESIDE
RESERVE FOR DEPOSITS WITH OTHERS	7					7	LEMON GROVE
RESERVE FOR DEPOSITS WITH OTHERS	97					97	RAMONA
RESERVE FOR DEPOSITS WITH OTHERS	49					49	RANCHO SANTA FE
RESERVE FOR DEPOSITS WITH OTHERS	202					202	ROLANDO
RESERVE FOR DEPOSITS WITH OTHERS	115					115	SPRING VALLEY
RESERVE FOR DEPOSITS WITH OTHERS	2					2	WHISPERING PALMS
TOTAL SANITATION DISTRICTS	\$ 151,201	\$ 1,509	\$ 1,509	\$ 1,375	\$ 1,375	\$ 151,067	
MAINTENANCE DISTRICTS							
RESERVE FOR DEPOSITS WITH OTHERS	\$ 263	\$	\$	\$	\$	\$ 263	RANCHO SANTA FE
RESERVE FOR DEPOSITS WITH OTHERS	41					41	SAN DIEGO COUNTY DRAINAGE
RESERVE FOR DEPOSITS WITH OTHERS	11					11	WINTER GARDENS
TOTAL MAINTENANCE DISTRICTS	\$ 315	\$	\$	\$	\$	\$ 315	
COUNTY SERVICE AREAS							
GENERAL RESERVE	\$ 15,000	\$ 15,000	\$ 15,000	\$	\$	\$	NO. 2 LA COSTA
GENERAL RESERVE	1,728					1,728	NO. 5 HIGH VALLEY
GENERAL RESERVE	2,395					2,395	NO. 8 MAGEE ROAD

COUNTY OF SAN DIEGO FINAL BUDGET  
1970-1971  
SPECIAL DISTRICTS  
GOVERNED THROUGH BOARD OF SUPERVISORS  
DETAIL OF PROVISIONS FOR RESERVES  
(WITH SUPPLEMENTAL DATA AFFECTING RESERVE TOTALS)  
SCHEDULE 14

DESCRIPTION - PURPOSE	RESERVE BALANCE AS OF 6-30-70	DECREASES BY CANCELLATION MADE AVAILABLE FOR FINANCING . . .		INCREASES OR NEW RESERVES TO BE PROVIDED IN BUDGET YEAR. . .		TOTAL RESERVE FOR BUDGET	FUND
		RECOMMENDED	APPROVED/ADOPTED BOARD OF SUPERVISORS	RECOMMENDED	ADOPTED BOARD OF SUPERVISORS		
COUNTY SERVICE AREAS							
RESERVE FOR AMOUNTS REQUIRED FOR LOANS PAYABLE	\$ 3,010	\$	\$	\$ 5,393	\$ 5,393	\$ 8,403	NO. 4 MAJESTIC PINES
	2,101			3,764	3,764	5,865	ZONE A
	674			1,213	1,213	1,887	ZONE B
RESERVE FOR AMOUNTS REQUIRED FOR LOANS PAYABLE				2,879	2,879	2,879	NO. 7 RAINBOW VALLEY
RESERVE FOR AMOUNTS REQUIRED FOR LOANS PAYABLE				1,433	1,433	1,433	NO. 8 MAGEE ROAD
RESERVE FOR AMOUNTS REQUIRED FOR LOANS PAYABLE				101	101	101	NO. 9 SANTA FE ZONE B
				855	855	855	ZONE C
RESERVE FOR AMOUNTS REQUIRED FOR LOANS PAYABLE				2,193	2,193	2,193	NO. 10 DAVIS DRIVE
RESERVE FOR AMOUNTS REQUIRED FOR LOANS PAYABLE				4,096	4,096	4,096	NO. 11 BERNARDO ROAD
				3,480	3,480	3,480	ZONE A
				700	700	700	ZONE B
RESERVE FOR AMOUNTS REQUIRED FOR LOANS PAYABLE				700	700	700	NO. 12 LOMAIR
RESERVE FOR AMOUNTS REQUIRED FOR LOANS PAYABLE				4,189	4,189	4,189	NO. 13 PALA MESA
							ZONE A
RESERVE FOR AMOUNTS REQUIRED FOR LOANS PAYABLE				3,962	3,962	3,962	NO. 15 VIA PUERTA DEL SOL

COUNTY OF SAN DIEGO FINAL BUDGET  
 1970-1971  
 SPECIAL DISTRICTS  
 GOVERNED THROUGH BOARD OF SUPERVISORS  
 DETAIL OF PROVISIONS FOR RESERVES  
 (WITH SUPPLEMENTAL DATA AFFECTING RESERVE TOTALS)  
 SCHEDULE 14

DESCRIPTION - PURPOSE	RESERVE BALANCE AS OF 6-30-70	DECREASES BY CANCELLATION MADE AVAILABLE FOR FINANCING . . .		INCREASES OR NEW RESERVES TO BE PROVIDED IN BUDGET YEAR. . .		TOTAL RESERVE FOR BUDGET YEAR	FUND
		RECOMMENDED	APPROVED/ADOPTED BOARD OF SUPERVISORS	RECOMMENDED	ADOPTED BOARD OF SUPERVISORS		
COUNTY SERVICE AREAS							
RESERVE FOR AMOUNTS REQUIRED FOR LOANS PAYABLE	\$	\$	\$	\$ 12,000	\$ 12,000	\$ 12,000	NO.17 SAN DIEGUITO
RESERVE FOR AMOUNTS REQUIRED FOR LOANS PAYABLE				2,252	2,252	2,252	NO.18 HARRISON PARK
RESERVE FOR DEPOSITS WITH OTHERS	222					222	NO.1 WHISPERING PALM
RESERVE FOR DEPOSITS WITH OTHERS	31,567					31,567	NO.2 LA COSTA
RESERVE FOR DEPOSITS WITH OTHERS							NO.4 MAJESTIC PINES
	769					769	ZONE A
	3,241					3,241	ZONE B
	3,434					3,434	ZONE C
RESERVE FOR DEPOSITS WITH OTHERS	1,325					1,325	NO.5 HIGH VALLEY
RESERVE FOR DEPOSITS WITH OTHERS	1,765					1,765	NO.6 PAUMA VALLEY
RESERVE FOR DEPOSITS WITH OTHERS	921					921	NO.7 RAINBOW VALLEY
RESERVE FOR DEPOSITS WITH OTHERS	6					6	NO.9 SANTA FE ZONE A
	451					451	ZONE B
	7,292					7,292	ZONE C
RESERVE FOR DEPOSITS WITH OTHERS	190					190	NO.10 DAVIS DRIVE
RESERVE FOR DEPOSITS WITH OTHERS	2,384					2,384	NO.11 BERNARDO ROAD
RESERVE FOR DEPOSITS WITH OTHERS	5,985					5,985	ZONE C
RESERVE FOR DEPOSITS WITH OTHERS	277					277	NO.12 LOMAIR
RESERVE FOR DEPOSITS WITH OTHERS	5,998					5,998	NO.13 PALA MESA
RESERVE FOR DEPOSITS WITH OTHERS	11,542					11,542	NO.15 VIA PUERTA DEL SOL
RESERVE FOR DEPOSITS WITH OTHERS	5,999					5,999	NO.17 SAN DIEGUITO
RESERVE FOR DEPOSITS WITH OTHERS	6,634					6,634	NO.18 HARRISON PARK
TOTAL COUNTY SERVICE AREAS	\$ 114,910	\$ 15,000	\$ 15,000	\$ 48,510	\$ 48,510	\$ 148,420	

COUNTY OF SAN DIEGO FINAL BUDGET  
1970-1971  
SPECIAL DISTRICTS  
GOVERNED THROUGH BOARD OF SUPERVISORS  
DETAIL OF PROVISIONS FOR RESERVES  
(WITH SUPPLEMENTAL DATA AFFECTING RESERVE TOTALS)  
SCHEDULE 14

DESCRIPTION - PURPOSE	RESERVE BALANCE AS OF 6-30-70	DECREASES BY CANCELLATION MADE AVAILABLE FOR FINANCING . .		INCREASES OR NEW RESERVES TO BE PROVIDED IN BUDGET YEAR. .		TOTAL RESERVE FOR BUDGET YEAR	FUND
		RECOMMENDED	APPROVED/ADOPTED BOARD OF SUPERVISORS	RECOMMENDED	ADOPTED BOARD OF SUPERVISORS		
COUNTY FLOOD CONTROL DISTRICT							
GENERAL RESERVE	\$	\$	\$	\$ 21,900	\$ 21,900	\$ 21,900	ZONE 1
GENERAL RESERVE				11,400	11,400	11,400	ZONE 2
GENERAL RESERVE				13,300	13,300	13,300	ZONE 3
GENERAL RESERVE				4,400	4,400	4,400	ZONE 4
GENERAL RESERVE				2,000	2,000	2,000	ZONE 5
RESERVE FOR DEPOSITS WITH OTHERS	27,538					27,538	ZONE 1
RESERVE FOR DEPOSITS WITH OTHERS	8,398					8,398	ZONE 2
RESERVE FOR DEPOSITS WITH OTHERS	38					38	ZONE 3
RESERVE FOR DEPOSITS WITH OTHERS	13					13	ZONE 4
RESERVE FOR DEPOSITS WITH OTHERS	28					28	ZONE 5
TOTAL COUNTY FLOOD CONTROL DISTRICT	\$ 36,015	\$	\$	\$ 53,000	\$ 53,000	\$ 89,015	
TOTAL SPECIAL DISTRICTS GOVERNED THROUGH BOARD OF SUPERVISORS							
	\$ 342,569	\$ 16,509	\$ 16,509	\$ 114,545	\$ 114,545	\$ 440,605	

COUNTY OF SAN DIEGO FINAL BUDGET  
 1970-1971  
 SPECIAL DISTRICTS  
 GOVERNED THROUGH BOARD OF SUPERVISORS  
 STATUS OF EXPENDITURES FROM BOND (CONSTRUCTION) FUNDS  
 SPECIAL INFORMATION STATEMENT  
 SCHEDULE 15

DESCRIPTION ISSUE - FUND - PROJECT IDENTIFICATION	AMOUNT OF BONDS AUTHORIZED	AMOUNT OF BONDS SOLD TO DATE	TOTAL ACTUAL OR ESTIMATED PROJECT COST	TOTAL EXPENDITURES AS OF 6-30-70	
				FROM BOND PROCEEDS	FROM OTHER SOURCES
2103-10 BUENA SANITATION DISTRICT BOND CONSTRUCTION	\$ 2,265,000	\$ 2,265,000	\$ 2,751,843	\$ 2,166,313	\$ 285,400
TOTAL SPECIAL DISTRICTS GOVERNED THROUGH BOARD OF SUPERVISORS	\$ 2,265,000	\$ 2,265,000	\$ 2,571,843	\$ 2,166,313	\$ 285,400

COUNTY OF SAN DIEGO FINAL BUDGET  
 1970-1971  
 SUMMARY OF SPECIAL DISTRICT BUDGETS  
 GOVERNED THROUGH LOCAL BOARDS  
 SCHEDULE 11

FUND	REQUIREMENTS			TOTAL REQUIREMENTS
	EXPENDITURES	APPROPRIATIONS CONTINGENCIES	PROVISIONS FOR RESERVES (INCREASES OR NEW RESERVES)	
PALM CITY SANITATION - OPERATING	\$ 44,500	\$	\$	\$ 44,500
PALM CITY SANITATION - DEBT SERVICE	49,970			49,970
SAN YSIDRO SANITATION - DEBT SERVICE	7,615		874	8,489
VISTA SANITATION - OPERATING	254,310	10,000		264,310
VISTA SANITATION - DEBT SERVICE	143,613			143,613
TOTAL DISTRICTS GOVERNED BY LOCAL BOARDS	\$ 500,008	\$ 10,000	\$ 874	\$ 510,882

COUNTY OF SAN DIEGO FINAL BUDGET  
1970-1971  
SUMMARY OF SPECIAL DISTRICT BUDGETS  
GOVERNED THROUGH LOCAL BOARDS  
SCHEDULE 11

AVAILABLE FINANCING	MEANS OF FINANCING			TAX RATE ON SECURED ROLL (ACTUAL)
	TOTAL	CURRENT PROPERTY TAX UNSECURED	TO BALANCE BUDGET SECURED	
\$ 44,500	\$	\$	\$	
22,688	27,282	280	27,002	.159
1,023	7,466	203	7,263	.265
264,310				
47,958	95,655	996	94,659	.248
\$ 380,479	\$ 130,403	\$ 1,479	\$ 128,924	

COUNTY OF SAN DIEGO FINAL BUDGET  
 1970-1971  
 SUMMARY OF AVAILABLE FINANCING  
 BEFORE PROVIDING FOR CURRENT PROPERTY TAX LEVY  
 BUDGETS OF SPECIAL DISTRICTS  
 GOVERNED THROUGH LOCAL BOARDS  
 SCHEDULE 12

FUND	FUND BALANCE AS OF JUNE 30, 1970 (ACTUAL)	RESERVE FOR ENCUMBRANCES	LESS: FUND BALANCE - UNAVAILABLE UNCANCELLED GENERAL RESERVES AND RESERVES WITHIN A.C.O. FUNDS	OTHER RESERVES
PALM CITY SANITATION - OPERATING	\$ 39,336	\$	\$	
PALM CITY SANITATION - DEBT SERVICE	7,208		5,320	
SAN YSIDRO SANITATION - DEBT SERVICE	7,893		6,870	
VISTA SANITATION - OPERATING	78,563		8,000	
VISTA SANITATION - DEBT SERVICE	113,068		105,910	
TOTAL DISTRICTS GOVERNED BY LOCAL BOARDS	\$ 246,068	\$	\$ 126,100	



COUNTY OF SAN DIEGO FINAL BUDGET  
1970-1971  
SUMMARY OF AVAILABLE FINANCING  
BEFORE PROVIDING FOR CURRENT PROPERTY TAX LEVY  
BUDGETS OF SPECIAL DISTRICTS  
GOVERNED THROUGH LOCAL BOARDS  
SCHEDULE 12

INTER-FUND TRANSFERS	FUND BALANCE AVAILABLE FOR FINANCING BUDGET YEAR REQUIREMENTS-ESTIMATED	ESTIMATED REVENUES OTHER THAN CURRENT PROPERTY TAXES	TOTAL AVAILABLE FINANCING
	\$ 39,000 (1)	\$ 5,500	\$ 44,500
	1,888	20,800	22,688
	1,023		1,023
	70,563	193,747	264,310
	7,158	40,800	47,958
	\$ 119,632	\$ 260,847	\$ 380,479

NOTE: PORTION OF FUND BALANCE AVAILABLE WHICH IS NOT REQUIRED FOR  
FINANCING BUDGET YEAR REQUIREMENTS.

(1) \$336

COUNTY OF SAN DIEGO FINAL BUDGET  
1970-1971  
SPECIAL DISTRICTS  
GOVERNED THROUGH LOCAL BOARDS  
ASSESSED VALUATION AND DELINQUENCY ALLOWANCE DATA  
SCHEDULE 13A

DISTRICT-FUND	. . . . . NET ASSESSED VALUATION . . . . .		DELINQUENCY ALLOWANCE SECURED %
	SECURED ROLL	UNSECURED ROLL	
SANITATION DISTRICTS			
PALM CITY SANITATION DISTRICT - DEBT SERVICE	\$ 17,515,045	\$ 465,397	2.30
SAN YSIDRO SANITATION DISTRICT - DEBT SERVICE	3,082,853	137,934	9.20
VISTA SANITATION DISTRICT - DEBT SERVICE	39,434,318	1,404,228	2.10
TOTAL SPECIAL DISTRICTS GOVERNED THROUGH LOCAL BOARDS	\$ 60,032,216	\$ 2,007,559	

COUNTY OF SAN DIEGO FINAL BUDGET  
1970-1971

SPECIAL DISTRICTS  
GOVERNED THROUGH LOCAL BOARDS  
ANALYSIS OF REVENUE BY SOURCE  
OTHER THAN CURRENT PROPERTY TAXES  
SCHEDULE 13B

REVENUE ACCOUNT SOURCE -- DESCRIPTION	ACTUAL REVENUES 1968-1969	ACTUAL REVENUES 1969-1970	REVENUE ESTIMATES RECOMMENDED 1970-1971	ADOPTED BY THE BOARD OF SUPERVISORS 1970-1971	FUND- GENERAL, UNLESS OTHERWISE INDICATED
<b>SANITATION DISTRICTS</b>					
<b>PALM CITY SANITATION DISTRICT</b>					
203.01 PROPERTY TAXES - PRIOR SECURED	\$ 623	\$ 575	\$ 300	\$ 300	DEBT SERVICE
219.01 INTEREST - DEPOSITS AND INVESTMENTS	6,926	4,915	1,500	1,500	
219.01 INTEREST - DEPOSITS AND INVESTMENTS	1,256	1,617	500	500	DEBT SERVICE
280.02 SANITATION SERVICES-SEWER SERV CHGS & FEES	11,772	10,004	4,000	4,000	
290.02 REVENUE APPLICABLE TO PRIOR YEARS - TAXES	(4)				
290.02 REVENUE APPLICABLE TO PRIOR YEARS - TAXES	4				DEBT SERVICE
293.09 OTHER - TRANSFERS FROM OTHER FUNDS	31,000	23,820	20,000	20,000	DEBT SERVICE
TOTAL	\$ 51,677	\$ 40,931	\$ 26,300	\$ 26,300	
<b>SAN YSIDRO SANITATION DISTRICT</b>					
203.01 PROPERTY TAXES - PRIOR SECURED	\$ 424	\$ 388	\$	\$	DEBT SERVICE
204.01 PROPERTY TAXES - PRIOR UNSECURED	6	15			DEBT SERVICE
219.01 INTEREST - DEPOSITS AND INVESTMENTS	455	482			DEBT SERVICE
227.01 OTHER STATE IN-LIEU TAX-HWY LAND RENT	175	355			DEBT SERVICE
290.02 REVENUE APPLICABLE TO PRIOR YEARS - TAXES	6				DEBT SERVICE
TOTAL	\$ 1,066	\$ 1,240	\$	\$	
<b>VISTA SANITATION DISTRICT</b>					
203.01 PROPERTY TAXES - PRIOR SECURED	\$ 26	\$	\$	\$	
203.01 PROPERTY TAXES - PRIOR SECURED	2,669	2,479	800	800	DEBT SERVICE
204.01 PROPERTY TAXES - PRIOR UNSECURED		22			DEBT SERVICE
219.01 INTEREST - DEPOSITS AND INVESTMENTS	3,975	4,617			
219.01 INTEREST - DEPOSITS AND INVESTMENTS	10,064	8,436	5,000	5,000	DEBT SERVICE
227.01 OTHER STATE IN-LIEU TAX-HEY LAND RENT	5	10			
280.02 SANITATION SERVICES-SEWER SERV CHGS & FEES	165,111	204,864	193,747	193,747	
280.03 SANITATION SERV-OTHER GOVMT AGENCIES		4,042			
290.02 REVENUE APPLICABLE TO PRIOR YEARS-TAXES	(270)				
290.02 REVENUE APPLICABLE TO PRIOR YEARS-TAXES	(20)				DEBT SERVICE
293.09 OTHER - TRANSFERS FROM OTHER FUNDS	35,550	19,240	35,000	35,000	DEBT SERVICE
293.10 OTHER - VOIDED & CANCELLED WARRANTS		22			DEBT SERVICE
293.20 OTHER - MISCELLANEOUS	970				
TOTAL	\$ 218,080	\$ 243,835	\$ 234,547	\$ 234,547	
<b>TOTAL SPECIAL DISTRICTS GOVERNED THROUGH LOCAL BOARDS</b>	<b>\$ 270,823</b>	<b>\$ 286,006</b>	<b>\$ 260,847</b>	<b>\$ 260,847</b>	

COUNTY OF SAN DIEGO FINAL BUDGET  
1970-1971

SPECIAL DISTRICTS  
GOVERNED THROUGH LOCAL BOARDS  
ANALYSIS OF REVENUE BY SOURCE  
SCHEDULE 13B (1)

REVENUE ACCOUNT	SOURCE -- DESCRIPTION	ACTUAL REVENUES 1968-1969	ACTUAL REVENUES 1969-1970	REVENUE ESTIMATES RECOMMENDED 1970-1971	ADOPTED BY THE BOARD OF SUPERVISORS 1970-1971	FUND- GENERAL, UNLESS OTHERWISE INDICATED
REVENUE OTHER THAN CURRENT PROPERTY TAXES SCHEDULE 13B		\$ 270,823	\$ 286,006	\$ 260,847	\$ 260,847	
SANITATION DISTRICTS - OPERATING						
201.01	PROPERTY TAXES - CURRENT SECURED	\$	\$	\$	\$	PALM CITY
202.01	PROPERTY TAXES - CURRENT UNSECURED	4				VISTA
TOTAL SANITATION DISTRICTS - OPERATING		\$ 4	\$	\$	\$	
SANITATION DISTRICTS - DEBT SERVICE						
201.01	PROPERTY TAXES - CURRENT SECURED	\$ 20,692	\$ 21,829	\$ 27,002	\$ 27,002	PALM CITY
202.01	PROPERTY TAXES - CURRENT UNSECURED	227	211	280	280	PALM CITY
201.01	PROPERTY TAXES - CURRENT SECURED	6,803	6,427	7,263	7,263	SAN YSIDRO
202.01	PROPERTY TAXES - CURRENT UNSECURED	100	195	203	203	SAN YSIDRO
201.01	PROPERTY TAXES - CURRENT SECURED	94,736	107,047	94,659	94,659	VISTA
202.01	PROPERTY TAXES - CURRENT UNSECURED	819	978	996	996	VISTA
TOTAL SANITATION DISTRICTS - DEBT SERVICE		\$ 123,377	\$ 136,687	\$ 130,403	\$ 130,403	
TOTAL REVENUE		\$ 394,200	\$ 422,693	\$ 391,250	\$ 391,250	

COUNTY OF SAN DIEGO FINAL BUDGET  
1970-1971  
SPECIAL DISTRICTS  
GOVERNED THROUGH LOCAL BOARDS  
EXPENDITURE DETAIL  
SCHEDULE 13C

DISTRICT-EXPENDITURE CLASSIFICATION	. . . . EXPENDITURES . . . .		. . . . APPROPRIATIONS . . . .		FUND - (GENERAL OR OPERATING UNLESS OTHERWISE INDICATED)
	ACTUAL 1968-69	ACTUAL 1969-70	RECOMMENDED 1970-71	ADOPTED BY THE BOARD OF SUPERVISORS 1970-71	
SANITATION DISTRICTS					
PALM CITY SANITATION DISTRICT					
SERVICES AND SUPPLIES					
315 PROFESSIONAL & SPECIALIZED SERVICES	\$ 2,143	\$ 1,432	\$ 800	\$ 800	
340 SPECIAL DEPARTMENTAL EXPENSE	31,000	23,820	43,700	43,700	
OTHER CHARGES					
455 BOND REDEMPTION	38,000	38,000	38,000	38,000	DEBT SERVICE 1954
456 INTEREST ON BONDS	14,630	13,300	11,970	11,970	DEBT SERVICE 1954
TOTAL	\$ 85,773	\$ 76,552	\$ 94,470	\$ 94,470	
SAN YSIDRO SANITATION DISTRICT					
OTHER CHARGES					
455 BOND REDEMPTION	\$ 6,000	\$ 6,000	\$ 6,000	\$ 6,000	DEBT SERVICE 1950
456 INTEREST ON BONDS	2,125	1,870	1,615	1,615	DEBT SERVICE 1950
TOTAL	\$ 8,125	\$ 7,870	\$ 7,615	\$ 7,615	
VISTA SANITATION DISTRICT					
SERVICES AND SUPPL					
290 MAINTENANCE-STRUCT, IMPROVE & GROUNDS	\$ 35,025	\$ 59,959	\$ 35,000	\$ 35,000	
315 PROFESSIONAL & SPECIALIZED SERVICES	18,015	25,239	35,200	35,200	
340 SPECIAL DEPARTMENTAL EXPENSE	129,200	81,440	115,000	115,000	
OTHER CHARGES					
455 BOND REDEMPTION	60,000	60,000	70,180	70,180	DEBT SERVICE 1956 A, 1962 A & B
456 INTEREST ON BONDS	79,343	76,534	73,433	73,433	DEBT SERVICE 1956 A 1962 A & B
FIXED ASSETS					
530 STRUCTURES AND IMPROVEMENTS					
S01 SEWER SYSTEM IMPROVEMENTS			69,110	69,110	
RESERVES					
705 CONTINGENCY			10,000	10,000	
TOTAL	\$ 321,583	\$ 303,172	\$ 407,923	\$ 407,923	
TOTAL SPECIAL DISTRICTS GOVERNED THROUGH LOCAL BOARDS	\$ 415,481	\$ 387,594	\$ 510,008	\$ 510,008	

COUNTY OF SAN DIEGO FINAL BUDGET  
 1970-1971  
 SPECIAL DISTRICTS  
 GOVERNED THROUGH LOCAL BOARDS  
 DETAIL OF PROVISIONS FOR RESERVES  
 (WITH SUPPLEMENTAL DATA AFFECTING RESERVE TOTALS)  
 SCHEDULE 14

DESCRIPTION PURPOSE	RESERVE BALANCE AS OF 6-30-70	DECREASES BY CANCELLATION MADE AVAILABLE FOR FINANCING . . .		INCREASES OR NEW RESERVES TO BE PROVIDED IN BUDGET YEAR. . .		TOTAL RESERVE FOR BUDGET YEAR	FUND
		REQUESTED	APPROVED/ADOPTED LOCAL BOARDS	REQUESTED	APPROVED LOCAL BOARDS		
GENERAL RESERVE	\$ 5,985	\$ 665	\$ 665	\$	\$	\$ 5,320	PALM CITY SANITATION DIST. DEBT SERVICE
GENERAL RESERVE	6,870			874	874	7,744	SAN YSIDRO SANITATION DIST. DEBT SERVICE
GENERAL RESERVE	107,523	1,613	1,613			105,910	VISTA SANI- TATION DIST. DEBT SERVICE
TOTAL DISTRICTS GOVERNED BY: LOCAL BOARDS	\$ 120,378	\$ 2,278	\$ 2,278	\$ 874	\$ 874	\$ 118,974	

COUNTY OF SAN DIEGO FINAL BUDGET  
 1970-1971  
 SPECIAL DISTRICTS  
 GOVERNED THROUGH LOCAL BOARDS  
 STATUS OF EXPENDITURES FROM BOND (CONSTRUCTION) FUNDS  
 SPECIAL INFORMATION STATEMENT  
 SCHEDULE 15

DESCRIPTION ISSUE - FUND - PROJECT IDENTIFICATION	AMOUNT OF BONDS AUTHORIZED	AMOUNT OF BONDS SOLD TO DATE	TOTAL ACTUAL OR ESTIMATED PROJECT COST	TOTAL EXPENDITURES AS OF 6-30-70	
				FROM BOND PROCEEDS	FROM OTHER SOURCES
3097-10 VISTA SANITATION DISTRICT BOND CONSTRUCTION	\$ 2,750,000	\$ 2,225,000	\$ 2,727,966	\$ 2,225,000	\$ 463,582
TOTAL SPECIAL DISTRICTS GOVERNED THROUGH LOCAL BOARDS	\$ 2,750,000	\$ 2,225,000	\$ 2,727,966	\$ 2,225,000	\$ 463,582

COUNTY OF SAN DIEGO FINAL BUDGET  
1970-1971  
SCHEDULE OF POSITIONS

## BUDGET UNIT - 0100 BOARD OF SUPERVISORS

CLASS NO.	TITLE	NUMBER OF CURRENT 1969-70	OF AUTHORIZED RECOMMENDED 1970-71	POSITIONS APPROVED 1970-71	RANGE AND STEP OR FOOTNOTE
STATUTORY POSITIONS					
0100	SUPERVISOR	5	5	5	200
UNCLASSIFIED POSITIONS					
0370	CONFIDENTIAL INVESTIGATOR, BOARD OF SUPERVISORS	3			40.5 A
0371	CONFIDENTIAL INVESTIGATOR, BOARD OF SUPERVISORS	2			42.5 A
0372	CONFIDENTIAL INVESTIGATOR, BOARD OF SUPERVISORS	5	5	5	30.5 C
0373	CONFIDENTIAL INVESTIGATOR, BOARD OF SUPERVISORS		5	5	43.5 A
CLASSIFIED POSITIONS					
2760	INTERMEDIATE STENOGRAPHER	2	2	2	27.5 A
2770	SENIOR STENOGRAPHER	2	2	2	30.5 A
9999	TEMPORARY AND SEASONAL EMPLOYEES	10	10	10	202
		29*	29*	29*	

## BUDGET UNIT - 0130 CLERK, BOARD OF SUPERVISORS

CLASS NO.	TITLE	NUMBER OF CURRENT 1969-70	OF AUTHORIZED RECOMMENDED 1970-71	POSITIONS APPROVED 1970-71	RANGE AND STEP OR FOOTNOTE
UNCLASSIFIED POSITIONS					
0470	MEMBER, ASSESSMENT APPEALS BOARD	20	20	20	201
CLASSIFIED POSITIONS					
2110	CLERK OF THE BOARD OF SUPERVISORS	1	1	1	46.5 A
2208	ASSISTANT CLERK OF THE BOARD OF SUPERVISORS	1	1	1	40 A
2700	INTERMEDIATE CLERK				26 A
	OR				
2705	INTERMEDIATE TYPIST	8	9	9	26 A
2715	JUNIOR TYPIST	4	4	4	22 A
2730	SENIOR CLERK				30 A
	OR				
2740	SENIOR TYPIST	5	5	5	30 A
2760	INTERMEDIATE STENOGRAPHER	3	3	3	27.5 A
2770	SENIOR STENOGRAPHER	1	3	3	30.5 A
2902	BOARD CLERK	8	8	8	33 A
2913	SENIOR BOARD CLERK	1	1	1	35 A
3050	OFFSET EQUIPMENT OPERATOR	1	1	1	28.5 A
9999	TEMPORARY AND SEASONAL EMPLOYEES	10	10	10	202
		63*	66*	66*	

## BUDGET UNIT - 0140 CHIEF ADMINISTRATIVE OFFICER, CENTRAL RECORDS SERVICE DIVISION

CLASS NO.	TITLE	NUMBER OF CURRENT 1969-70	OF AUTHORIZED RECOMMENDED 1970-71	POSITIONS APPROVED 1970-71	RANGE AND STEP OR FOOTNOTE
CLASSIFIED POSITIONS					
2700	INTERMEDIATE CLERK	1	1	1	26 A
2730	SENIOR CLERK	1	1	1	30 A
3010	CHIEF, CENTRAL RECORDS SERVICE	1	1	1	36.5 A



COUNTY OF SAN DIEGO FINAL BUDGET  
1970-1971  
SCHEDULE OF POSITIONS

287

BUDGET UNIT - 0140 CHIEF ADMINISTRATIVE OFFICER, CENTRAL RECORDS SERVICE DIVISION

CLASS NO.	TITLE	NUMBER OF AUTHORIZED POSITIONS			RANGE AND STEP OR FOOTNOTE
		CURRENT 1969-70	RECOMMENDED 1970-71	APPROVED 1970-71	
3040	MICROFILM OPERATOR	2	2	2	26 A
3045	MICROFILM SUPERVISOR	1	1	1	31.5 A
3053	PHOTO REDUCTION TECHNICIAN	1	1	1	30 C
9999	TEMPORARY AND SEASONAL EMPLOYEES	8	8	8	202
		15*	15*	15*	

BUDGET UNIT - 0200 CHIEF ADMINISTRATIVE OFFICER

CLASS NO.	TITLE	NUMBER OF AUTHORIZED POSITIONS			RANGE AND STEP OR FOOTNOTE
		CURRENT 1969-70	RECOMMENDED 1970-71	APPROVED 1970-71	
CLASSIFIED POSITIONS					
2109	CHIEF ADMINISTRATIVE OFFICER	1	1	1	62.5 C
2148	ENVIRONMENTAL DEVELOPMENT ADMINISTRATOR			1	56 A
2154	HUMAN RESOURCES ADMINISTRATOR			1	58 A
2156	PROGRAM DEVELOPMENT ADMINISTRATOR			1	52 A
2206	ASSISTANT CHIEF ADMINISTRATIVE OFFICER	1	1	1	57 A
2252	CHIEF DEPUTY ADMINISTRATIVE OFFICER	1	1		50.5 A
2280	EXECUTIVE DIRECTOR, COMPREHENSIVE PLANNING ORGANIZATION		1		49.5 A
2304	ADMINISTRATIVE ASSISTANT I				38.5 A
	OR				
2306	ADMINISTRATIVE TRAINEE		1	1	34.5 A
2306	ADMINISTRATIVE TRAINEE				34.5 A
	OR				
2310	ASSISTANT ADMINISTRATIVE ANALYST	4	4	9	38.5 A
2320	ASSOCIATE ADMINISTRATIVE ANALYST	3	3	3	42 A
2322	ASSOCIATE LEGISLATIVE REPRESENTATIVE	1	1	1	42 C
2325	CHIEF DEPUTY ADMINISTRATIVE OFFICER			1	51 A
2328	CRIMINAL JUSTICE PLANNING COORDINATOR		1	1	46 C
2332	DEPUTY ADMINISTRATIVE OFFICER	4	5	5	47 A
2336	PUBLIC INFORMATION DIRECTOR		1	1	47.5 C
2346	MANAGEMENT ASSISTANT III				49 A
	OR				
2347	MANAGEMENT ASSISTANT II				46 A
	OR				
2348	MANAGEMENT ASSISTANT I			8	43 A
2350	SENIOR ADMINISTRATIVE ANALYST	1	1	1	44 A
2705	INTERMEDIATE TYPIST	1			26 A
2715	JUNIOR TYPIST		1	1	22 A
2730	SENIOR CLERK				30 A
	OR				
2740	SENIOR TYPIST	1	2	3	30 A
2745	SUPERVISING CLERK	1	1	1	33 A
2760	INTERMEDIATE STENOGRAPHER	5	7	6	27.5 A
2770	SENIOR STENOGRAPHER	1	2	3	30.5 A
3522	EXECUTIVE DIRECTOR COMPREHENSIVE PLANNING ORGANIZATION			1	51.5 A

COUNTY OF SAN DIEGO FINAL BUDGET  
1970-1971  
SCHEDULE OF POSITIONS

## BUDGET UNIT - 0200 CHIEF ADMINISTRATIVE OFFICER

CLASS NO.	TITLE	NUMBER OF AUTHORIZED POSITIONS			RANGE AND STEP OR FOOTNOTE
		CURRENT 1969-70	RECOMMENDED 1970-71	APPROVED 1970-71	
8025	EXECUTIVE DIRECTOR COMPREHENSIVE PLANNING ORGANIZATION		1		
8120	MANAGEMENT ASSISTANT III OR				48 A
8121	MANAGEMENT ASSISTANT II OR				45 A
8122	MANAGEMENT ASSISTANT I		4		42 A
9999	TEMPORARY AND SEASONAL EMPLOYEES	9	9	14	202
		34*	48*	65*	

## BUDGET UNIT - 0275 PUBLIC WORKS AGENCY

CLASS NO.	TITLE	NUMBER OF AUTHORIZED POSITIONS			RANGE AND STEP OR FOOTNOTE
		CURRENT 1969-70	RECOMMENDED 1970-71	APPROVED 1970-71	
	CLASSIFIED POSITIONS				
2159	PUBLIC WORKS ADMINISTRATOR	1			60 C
9999	TEMPORARY AND SEASONAL EMPLOYEES	2			202
		3*	*	*	

## BUDGET UNIT - 0300 AUDITOR AND CONTROLLER

CLASS NO.	TITLE	NUMBER OF AUTHORIZED POSITIONS			RANGE AND STEP OR FOOTNOTE
		CURRENT 1969-70	RECOMMENDED 1970-71	APPROVED 1970-71	
	CLASSIFIED POSITIONS				
2106	AUDITOR AND CONTROLLER	1	1	1	55.5 C
2203	ASSISTANT AUDITOR AND CONTROLLER	1	1	1	48.5 A
2290	MANAGER, EDP SERVICES	1	1	1	51.5 A
2302	ADMINISTRATIVE ASSISTANT III OR				44 A
2303	ADMINISTRATIVE ASSISTANT II	1	2	1	42 A
2303	ADMINISTRATIVE ASSISTANT II			1	42 A
2304	ADMINISTRATIVE ASSISTANT I OR				38.5 A
2306	ADMINISTRATIVE TRAINEE	1	2	1	34.5 A
2401	ACCOUNTANT	9			38 C
2401	ACCOUNTANT OR				38 C
2500	JUNIOR ACCOUNTANT		16	16	34.5 C
2403	ACCOUNTING TECHNICIAN			1	33 A
2410	ASSISTANT CHIEF, BUDGET AND CLAIMS	1	1		42.5 A
2420	ASSISTANT CHIEF, GENERAL ACCOUNTING	1	1		42.5 A
2425	ASSISTANT CHIEF, POST AUDITS	1	1		44 A
2426	ASSISTANT SYSTEMS ANALYST OR				38 A
2306	ADMINISTRATIVE TRAINEE	10	13	13	34.5 A
2427	ASSOCIATE SYSTEMS ANALYST	28	40	40	41.5 C

COUNTY OF SAN DIEGO FINAL BUDGET  
1970-1971  
SCHEDULE OF POSITIONS

BUDGET UNIT - 0300 AUDITOR AND CONTROLLER

CLASS NO.	TITLE	NUMBER OF AUTHORIZED POSITIONS			RANGE AND STEP OR FOOTNOTE
		CURRENT 1969-70	RECOMMENDED 1970-71	APPROVED 1970-71	
2435	CHIEF, BUDGET AND CLAIMS	1	1	1	46.5 A
2440	CHIEF, DATA PROCESSING	1	1	1	46 A
2445	CHIEF, GENERAL ACCOUNTING	1	1	1	46.5 A
2450	CHIEF, POST AUDITS	1	1	1	46.5 A
2465	CHIEF, SYSTEMS	1	1	1	47 A
2469	DATA PROCESSING SUPERVISOR	5	5	6	38 A
2488	EDP OPERATIONS SUPERVISOR	2	2	2	43 B
2491	FISCAL ANALYST	1	2	2	44 A
2493	INTERMEDIATE ACCOUNT CLERK	12	11	11	27 A
2497	PRINCIPAL ACCOUNTANT			3	44.5 A
2499	PRINCIPAL SYSTEMS ANALYST	5	5	5	44.5 C
2500	JUNIOR ACCOUNTANT	7			34.5 C
2505	SENIOR ACCOUNTANT	3	3	3	41.5 A
2510	SENIOR ACCOUNT CLERK	16	17	18	30 A
2512	SENIOR AUDITOR	5	5	5	42 C
2525	SENIOR SYSTEMS ANALYST	8	12	12	43 C
2650	STOCK CLERK	1	1	1	29 A
2660	STOREKEEPER I	1	1	1	31.5 A
2700	INTERMEDIATE CLERK				26 A
	OR				
2705	INTERMEDIATE TYPIST	23	22	23	26 A
2710	JUNIOR CLERK	2	3	2	22 A
2730	SENIOR CLERK	2	2	2	30 A
2740	SENIOR TYPIST	4	4	4	30 A
2745	SUPERVISING CLERK	4	4	4	33 A
2770	SENIOR STENOGRAPHER		1	1	30.5 A
3018	COMPUTER OPERATIONS SPECIALIST		3	3	35.5 A
3020	DATA PROCESSING OPERATOR	9	8	7	31.5 A
3020	DATA PROCESSING OPERATOR				31.5 A
	OR				
3019	DATA PROCESSING OPERATOR TRAINEE		2	3	28.5 A
3030	KEY PUNCH OPERATOR	6	12	11	27 A
3030	KEY PUNCH OPERATOR				27 A
	OR				
3025	JUNIOR KEY PUNCH OPERATOR		2	3	23.5 A
3035	KEY PUNCH SUPERVISOR	2	3	3	30 A
3072	SENIOR DATA PROCESSING OPERATOR	3	4	4	33.5 A
3085	TABULATING OPERATOR		2	2	30.5 A
8004	ACCOUNTING TECHNICIAN		1		
8006	DATA PROCESSING LIBRARIAN		1		
8007	DATA MANAGEMENT SUPERVISOR		1		
9999	TEMPORARY AND SEASONAL EMPLOYEES	60	60	60	202
		241*	283*	282*	

BUDGET UNIT - 0400 TREASURER

CLASS NO.	TITLE	NUMBER OF AUTHORIZED POSITIONS			RANGE AND STEP OR FOOTNOTE
		CURRENT 1969-70	RECOMMENDED 1970-71	APPROVED 1970-71	
	STATUTORY POSITIONS				
0180	TREASURER	1	1	1	203

COUNTY OF SAN DIEGO FINAL BUDGET  
1970-1971  
SCHEDULE OF POSITIONS

## BUDGET UNIT - 0400 TREASURER

CLASS NO.	TITLE	NUMBER OF AUTHORIZED POSITIONS			RANGE AND STEP OR FOOTNOTE
		CURRENT 1969-70	RECOMMENDED 1970-71	APPROVED 1970-71	
UNCLASSIFIED POSITIONS					
0280	CHIEF DEPUTY COUNTY TREASURER	1	1	1	47 E
0440	FIFTH AND SIXTH MEMBERS, BOARD OF RETIREMENT	3	3	3	204
CLASSIFIED POSITIONS					
2315	ASSISTANT RETIREMENT OFFICER	1	1	1	38.5 A
2340	RETIREMENT OFFICER	1	1	1	44 A
2401	ACCOUNTANT	1	1	1	38 C
2430	CASHIER	3	3	3	28 A
2493	INTERMEDIATE ACCOUNT CLERK	3	3	3	27 A
2505	SENIOR ACCOUNTANT	1	1	1	41.5 A
2510	SENIOR ACCOUNT CLERK	4	4	4	30 A
2700	INTERMEDIATE CLERK				26 A
	OR				
2705	INTERMEDIATE TYPIST	5	5	5	26 A
2760	INTERMEDIATE STENOGRAPHER	1	1	1	27.5 A
2770	SENIOR STENOGRAPHER	1	1	1	30.5 A
5615	INHERITANCE TAX INVESTIGATOR	2	2	2	35 A
9999	TEMPORARY AND SEASONAL EMPLOYEES	5	5	5	202
		33*	33*	33*	

## BUDGET UNIT - 0500 ASSESSOR

CLASS NO.	TITLE	NUMBER OF AUTHORIZED POSITIONS			RANGE AND STEP OR FOOTNOTE
		CURRENT 1969-70	RECOMMENDED 1970-71	APPROVED 1970-71	
STATUTORY POSITIONS					
0110	ASSESSOR	1	1	1	205
UNCLASSIFIED POSITIONS					
0210	CHIEF DEPUTY COUNTY ASSESSOR	1	1	1	50 E
CLASSIFIED POSITIONS					
2330	EXECUTIVE ASSISTANT	1	1	1	46 A
2341	RESEARCH ANALYST II				42 A
	OR				
2342	RESEARCH ANALYST I	1	1	1	38.5 A
2501	PROGRAMMER ANALYST III	1	1	1	43 A
2502	PROGRAMMER ANALYST II	1	1	1	41.5 C
2503	PROGRAMMER ANALYST I	1	1	1	38 A
2510	SENIOR ACCOUNT CLERK	1	1	1	30 A
2700	INTERMEDIATE CLERK				26 A
	OR				
2705	INTERMEDIATE TYPIST	63	54	54	26 A
2710	JUNIOR CLERK				22 A
	OR				
2715	JUNIOR TYPIST	4	4	4	22 A
2730	SENIOR CLERK	13	14	14	30 A
2745	SUPERVISING CLERK	4	4	4	33 A

COUNTY OF SAN DIEGO FINAL BUDGET  
1970-1971  
SCHEDULE OF POSITIONS

BUDGET UNIT - 0500 ASSESSOR

CLASS NO.	TITLE	NUMBER OF AUTHORIZED POSITIONS			RANGE AND STEP OR FOOTNOTE
		CURRENT 1969-70	RECOMMENDED 1970-71	APPROVED 1970-71	
2760	INTERMEDIATE STENOGRAPHER	5	5	5	27.5 A
2770	SENIOR STENOGRAPHER	1	1	1	30.5 A
2810	TELEPHONE OPERATOR AND INFORMATION CLERK	3	3	3	25.5 A
3004	ASSISTANT CHIEF, ASSESSMENT RECORDS DIVISION	1	1	1	37 A
3005	CHIEF, ASSESSMENT RECORDS DIVISION	1	1	1	41 A
3030	KEY PUNCH OPERATOR	5	5	5	27 A
3035	KEY PUNCH SUPERVISOR	1	1	1	30 A
3038	LAYOUT COMPOSER	1	1	1	30 A
3600	ASSESSMENT MAPPING SUPERVISOR	2	2	2	40 A
3601	ASSISTANT CHIEF, ASSESSMENT MAPPING DIVISION	1	1	1	42 A
3665	CHIEF, ASSESSMENT MAPPING DIVISION	1	1	1	45 A
3800	DRAFTSMAN III	2	2	2	38 A
3801	DRAFTSMAN II				35.5 A
	OR				
3802	DRAFTSMAN I	16	18	18	32.5 A
5503	APPRAISER III	23	23	19	42 A
5504	APPRAISER II	44	44	37	39.5 A
5505	APPRAISER I				37 A
	OR				
5510	APPRAISER AID	35	31	31	34 A
5512	APPRAISER SUPERVISOR	12	12	11	44 A
5516	ASSESSORS FIELD ASSISTANT	1	1	1	42 A
5522	ASSISTANT CHIEF, REALTY DIVISION	1	1	1	46 A
5523	ASSISTANT CHIEF, BUSINESS DIVISION	1	1	1	46 A
5526	AUDIT-APPRAISER III			4	42.5 A
5527	AUDIT-APPRAISER II				40 C
	OR				
2500	JUNIOR ACCOUNTANT				34.5 C
	OR				
5528	AUDIT-APPRAISER I			7	37.5 C
5529	AUDIT-APPRAISER SUPERVISOR			1	44.5 A
5532	CHIEF, BUSINESS DIVISION	1	1	1	48 A
5533	CHIEF, BUREAU OF VALUATION	1	1	1	49 C
5536	CHIEF, REALTY DIVISION	1	1	1	48 A
5537	CHIEF, STANDARDS DIVISION	1	1	1	46 A
5545	RESEARCH ASSISTANT	1	1	1	39.5 A
5590	VALUATION ESTIMATOR	1	1	1	44 A
9999	TEMPORARY AND SEASONAL EMPLOYEES	125	125	125	202
		379*	370*	370*	

BUDGET UNIT - 0600 TAX COLLECTOR

CLASS NO.	TITLE	NUMBER OF AUTHORIZED POSITIONS			RANGE AND STEP OR FOOTNOTE
		CURRENT 1969-70	RECOMMENDED 1970-71	APPROVED 1970-71	
0170	TAX COLLECTOR	1	1	1	206

COUNTY OF SAN DIEGO FINAL BUDGET  
1970-1971  
SCHEDULE OF POSITIONS

## BUDGET UNIT - 0600 TAX COLLECTOR

CLASS NO.	TITLE	NUMBER OF AUTHORIZED POSITIONS			RANGE AND STEP OR FOOTNOTE
		CURRENT 1969-70	RECOMMENDED 1970-71	APPROVED 1970-71	
UNCLASSIFIED POSITIONS					
0270	CHIEF DEPUTY COUNTY TAX COLLECTOR	1	1	1	45 E
CLASSIFIED POSITIONS					
2430	CASHIER	5	5	5	28 A
2449	CHIEF OF FIELD COLLECTIONS	1	1	1	37.5 A
2456	CHIEF, SECURED TAX SERVICES	1	1	1	38 A
2490	FIELD DEPUTY TAX COLLECTOR	4	4	4	34.5 A
2493	INTERMEDIATE ACCOUNT CLERK	4	5	6	27 A
2505	SENIOR ACCOUNTANT	1	1	1	41.5 A
2510	SENIOR ACCOUNT CLERK	1	1	1	30 A
2700	INTERMEDIATE CLERK				26 A
	OR				
2705	INTERMEDIATE TYPIST	17	17	16	26 A
2715	JUNIOR TYPIST	1			22 A
2730	SENIOR CLERK				30 A
	OR				
2740	SENIOR TYPIST	7	7	7	30 A
2745	SUPERVISING CLERK	5	5	5	33 A
2760	INTERMEDIATE STENOGRAPHER	4	4	4	27.5 A
3011	CHIEF, DELINQUENT SECURED TAXES	1	1	1	37 A
9999	TEMPORARY AND SEASONAL EMPLOYEES	80	80	80	202
		134*	134*	134*	

## BUDGET UNIT - 0700 PURCHASING AGENT

CLASS NO.	TITLE	NUMBER OF AUTHORIZED POSITIONS			RANGE AND STEP OR FOOTNOTE
		CURRENT 1969-70	RECOMMENDED 1970-71	APPROVED 1970-71	
CLASSIFIED POSITIONS					
2160	PURCHASING AGENT	1	1	1	50.5 C
2263	CHIEF DEPUTY PURCHASING AGENT	1	1	1	44.5 A
2601	ASSISTANT BUYER	2	2	2	34.5 A
2605	AUTOMOTIVE PARTS MAN II	1	1	1	35.5 A
2606	AUTOMOTIVE PARTS MAN I	2	2	2	31.5 A
2610	BUYER	4	4	4	37.5 A
2620	PROPERTY AND SALVAGE COORDINATOR	1	1	1	34 A
2640	SENIOR BUYER	1	1	1	39.5 A
2650	STOCK CLERK	7	7	7	29 A
2658	STOREKEEPER II	1	1	1	33.5 A
2705	INTERMEDIATE TYPIST	1	1	1	26 A
2715	JUNIOR TYPIST	4	4	4	22 A
2730	SENIOR CLERK	1	1	1	30 A
2760	INTERMEDIATE STENOGRAPHER	1	1	1	27.5 A
2770	SENIOR STENOGRAPHER	1	1	1	30.5 A
9999	TEMPORARY AND SEASONAL EMPLOYEES	7	7	7	202
		36*	36*	36*	

COUNTY OF SAN DIEGO FINAL BUDGET  
1970-1971  
SCHEDULE OF POSITIONS

BUDGET UNIT - 0750 PURCHASING AGENT, CENTRAL DUPLICATING SERVICE

CLASS NO.	TITLE	NUMBER OF AUTHORIZED POSITIONS			RANGE AND STEP OR FOOTNOTE
		CURRENT 1969-70	RECOMMENDED 1970-71	APPROVED 1970-71	
CLASSIFIED POSITIONS					
3038	LAYOUT COMPOSER	1	1	1	30 A
3050	OFFSET EQUIPMENT OPERATOR	2	2	2	28.5 A
3050	OFFSET EQUIPMENT OPERATOR OR				28.5 A
3051	OFFSET EQUIPMENT TRAINEE	1	1	1	23.5 A
3070	PUBLICATIONS SUPERVISOR	1	1	1	35 A
3073	SENIOR OFFSET EQUIPMENT OPERATOR	1	1	1	30.5 A
9999	TEMPORARY AND SEASONAL EMPLOYEES	4	4	4	202
		10*	10*	10*	

BUDGET UNIT - 0800 COUNTY COUNSEL

CLASS NO.	TITLE	NUMBER OF AUTHORIZED POSITIONS			RANGE AND STEP OR FOOTNOTE
		CURRENT 1969-70	RECOMMENDED 1970-71	APPROVED 1970-71	
CLASSIFIED POSITIONS					
2112	COUNTY COUNSEL	1	1		57.5 C
2209	ASSISTANT COUNTY COUNSEL	1	1		53 A
2493	INTERMEDIATE ACCOUNT CLERK	1	1	1	27 A
2705	INTERMEDIATE TYPIST	3	3	3	26 A
2760	INTERMEDIATE STENOGRAPHER	5	5	5	27.5 A
2905	LEGAL STENOGRAPHER	4	4	4	31 A
2932	SUPERVISING LEGAL STENOGRAPHER	1	1	1	33 A
3900	ASSISTANT COUNTY COUNSEL			1	54.5 A
3902	COUNTY COUNSEL			1	58.5 C
3906	DEPUTY COUNTY COUNSEL IV	3	3	3	52 A
3907	DEPUTY COUNTY COUNSEL III	2	2	2	49.5 A
3908	DEPUTY COUNTY COUNSEL II OR				46.5 A
3909	DEPUTY COUNTY COUNSEL I	10	10	10	40 B
9999	TEMPORARY AND SEASONAL EMPLOYEES	5	5	5	202
		36*	36*	36*	

BUDGET UNIT - 0900 CIVIL SERVICE AND PERSONNEL

CLASS NO.	TITLE	NUMBER OF AUTHORIZED POSITIONS			RANGE AND STEP OR FOOTNOTE
		CURRENT 1969-70	RECOMMENDED 1970-71	APPROVED 1970-71	
UNCLASSIFIED POSITIONS					
0445	MEMBER, CIVIL SERVICE COMMISSION	5	5	5	204
0450	HEARING OFFICER	2	2	2	207
CLASSIFIED POSITIONS					
2133	DIRECTOR OF PERSONNEL	1	1	1	54 C
2215	ASSISTANT DIRECTOR OF PERSONNEL	1	1	1	49 A
2306	ADMINISTRATIVE TRAINEE OR				34.5 A
2313	ASSISTANT PERSONNEL ANALYST	3	3	3	38.5 A

COUNTY OF SAN DIEGO FINAL BUDGET  
1970-1971  
SCHEDULE OF POSITIONS

## BUDGET UNIT - 0900 CIVIL SERVICE AND PERSONNEL

CLASS NO.	TITLE	NUMBER OF AUTHORIZED POSITIONS			RANGE AND STEP OR FOOTNOTE
		CURRENT 1969-70	RECOMMENDED 1970-71	APPROVED 1970-71	
2317	ASSISTANT SAFETY OFFICER	1	1	1	36 A
2323	ASSOCIATE PERSONNEL ANALYST	4	4	4	42 A
2327	CLAIMS EXAMINER	1	1	1	42 A
2335	PERSONNEL ASSISTANT		1	1	34.5 A
2338	PRINCIPAL PERSONNEL ANALYST	2	1	1	47 A
2345	SAFETY OFFICER	1	1	1	44.5 A
2360	SENIOR PERSONNEL ANALYST	3	4	4	44 A
2370	SUGGESTION AWARDS COORDINATOR	1	1	1	44 A
2375	SUPERVISING PERSONNEL ANALYST	2	2	2	45 A
2380	TRAINING OFFICER	1	1	1	44 A
2493	INTERMEDIATE ACCOUNT CLERK	2	2	2	27 A
2700	INTERMEDIATE CLERK				26 A
	OR				
2705	INTERMEDIATE TYPIST	12	12	12	26 A
2730	SENIOR CLERK				30 A
	OR				
2740	SENIOR TYPIST	4	4	4	30 A
2745	SUPERVISING CLERK	2	2	2	33 A
2760	INTERMEDIATE STENOGRAPHER	3	3	3	27.5 A
2770	SENIOR STENOGRAPHER	1	1	1	30.5 A
3050	OFFSET EQUIPMENT OPERATOR	1	1	1	28.5 A
9999	TEMPORARY AND SEASONAL EMPLOYEES	18	18	18	202
		71*	72*	72*	

## BUDGET UNIT - 1000 REGISTRAR OF VOTERS

CLASS NO.	TITLE	NUMBER OF AUTHORIZED POSITIONS			RANGE AND STEP OR FOOTNOTE
		CURRENT 1969-70	RECOMMENDED 1970-71	APPROVED 1970-71	
CLASSIFIED POSITIONS					
2163	REGISTRAR OF VOTERS	1	1	1	49 C
2233	ASSISTANT REGISTRAR OF VOTERS	1	1	1	44 A
2303	ADMINISTRATIVE ASSISTANT II		1		42 A
2470	DATA PROCESSING SUPERVISOR, REGISTRAR OF VOTERS	1	1	1	41.5 A
2500	JUNIOR ACCOUNTANT	1	1	1	34.5 C
2502	PROGRAMMER ANALYST II	1			41.5 C
2700	INTERMEDIATE CLERK				26 A
	OR				
2705	INTERMEDIATE TYPIST	14	14	13	26 A
2730	SENIOR CLERK	6	6	7	30 A
2745	SUPERVISING CLERK	4	4	4	33 A
2770	SENIOR STENOGRAPHER	1	1	1	30.5 A
2810	TELEPHONE OPERATOR AND INFORMATION CLERK	1	1	1	25.5 A
3020	DATA PROCESSING OPERATOR	1			31.5 A
3021	ELECTION PROCESSING SUPERVISOR	1	1	1	37.5 A
3030	KEY PUNCH OPERATOR	3	3	3	27 A



COUNTY OF SAN DIEGO FINAL BUDGET  
1970-1971  
SCHEDULE OF POSITIONS

**BUDGET UNIT - 1000 REGISTRAR OF VOTERS**

CLASS NO.	TITLE	NUMBER OF AUTHORIZED POSITIONS			RANGE AND STEP OR FOOTNOTE
		CURRENT 1969-70	RECOMMENDED 1970-71	APPROVED 1970-71	
3072	SENIOR DATA PROCESSING OPERATOR	1	1	1	33.5 A
9999	TEMPORARY AND SEASONAL EMPLOYEES	400	36	400	202
		437*	72*	435*	

**BUDGET UNIT - 1180 OFFICE OF PROPERTY MANAGEMENT AND AVIATION, PROPERTY MANAGEMENT**

CLASS NO.	TITLE	NUMBER OF AUTHORIZED POSITIONS			RANGE AND STEP OR FOOTNOTE
		CURRENT 1969-70	RECOMMENDED 1970-71	APPROVED 1970-71	
<b>CLASSIFIED POSITIONS</b>					
2700	INTERMEDIATE CLERK OR				26 A
2705	INTERMEDIATE TYPIST	2			26 A
2760	INTERMEDIATE STENOGRAPHER	1			27.5 A
2770	SENIOR STENOGRAPHER	1			30.5 A
5504	APPRAISER II	1			39.5 A
5534	CHIEF, PROPERTY MANAGEMENT DIVISION	1			44 A
5539	DIRECTOR OF PROPERTY MANAGEMENT AND AVIATION	1			48 A
5550	RIGHT-OF-WAY AGENT	2			41.5 A
9999	TEMPORARY AND SEASONAL EMPLOYEES	2			202
		11*	*	*	

**BUDGET UNIT - 1200 PUBLIC WORKS AGENCY**

CLASS NO.	TITLE	NUMBER OF AUTHORIZED POSITIONS			RANGE AND STEP OR FOOTNOTE
		CURRENT 1969-70	RECOMMENDED 1970-71	APPROVED 1970-71	
<b>CLASSIFIED POSITIONS</b>					
2159	PUBLIC WORKS ADMINISTRATOR		1	1	60 C
2303	ADMINISTRATIVE ASSISTANT II		4	4	42 A
2304	ADMINISTRATIVE ASSISTANT I OR				38.5 A
2306	ADMINISTRATIVE TRAINEE		4	4	34.5 A
2346	MANAGEMENT ASSISTANT III OR				
2347	MANAGEMENT ASSISTANT II OR				
2348	MANAGEMENT ASSISTANT I				
2401	ACCOUNTANT		2	2	38 C
2457	CHIEF, SPECIAL DISTRICTS ACCOUNTING		1	1	41.5 A
2473	DATA PROCESSING SUPERVISOR, PUBLIC WORKS AGENCY		1	1	39 A
2474	COUNTY ENGINEER ASSISTANT BUSINESS AND FINANCE OFFICER		1	1	44 A
2475	COUNTY ENGINEER BUSINESS AND FINANCE OFFICER		1		44 A
2480	DEPARTMENTAL FINANCE OFFICER		1	1	44.5 A
2489	FISCAL AND PERSONNEL DIRECTOR			1	48.5 A
2493	INTERMEDIATE ACCOUNT CLERK		8	8	27 A
2500	JUNIOR ACCOUNTANT		1	1	34.5 C

COUNTY OF SAN DIEGO FINAL BUDGET  
1970-1971  
SCHEDULE OF POSITIONS

## BUDGET UNIT - 1200 PUBLIC WORKS AGENCY

CLASS NO.	TITLE	NUMBER OF AUTHORIZED POSITIONS			RANGE AND STEP OR FOOTNOTE
		CURRENT 1969-70	RECOMMENDED 1970-71	APPROVED 1970-71	
2501	PROGRAMMER ANALYST III		1	1	43 A
2502	PROGRAMMER ANALYST II				41.5 C
	OR				
2503	PROGRAMMER ANALYST I		1	1	38 A
2505	SENIOR ACCOUNTANT		1	1	41.5 A
2510	SENIOR ACCOUNT CLERK		7	7	30 A
2615	ELECTRONIC PARTS MAN		1	1	31.5 A
2700	INTERMEDIATE CLERK				26 A
	OR				
2705	INTERMEDIATE TYPIST		10	9	26 A
2730	SENIOR CLERK		3	3	30 A
2745	SUPERVISING CLERK		3	3	33 A
2760	INTERMEDIATE STENOGRAPHER		7	8	27.5 A
2770	SENIOR STENOGRAPHER		3	3	30.5 A
2800	RADIO TELEPHONE OPERATOR		2	2	29 A
3020	DATA PROCESSING OPERATOR		1	1	31.5 A
3030	KEY PUNCH OPERATOR		3	3	27 A
3035	KEY PUNCH SUPERVISOR		1	1	30 A
3072	SENIOR DATA PROCESSING OPERATOR		1	1	33.5 A
3509	ASSISTANT PARK PLANNER		2	2	38.5 C
3526	PARK DEVELOPMENT DIRECTOR			1	49 A
3615	ASSISTANT CIVIL ENGINEER		3	3	41 C
3620	ASSISTANT ELECTRONICS ENGINEER		1	1	41 C
3635	ASSOCIATE CIVIL ENGINEER		1	2	44 C
3674	COMMUNICATIONS AND ELECTRONICS DIRECTOR			1	50 A
3679	ELECTRONICS ENGINEER		1	1	49 C
3695	JUNIOR CIVIL ENGINEER		2	2	38 C
3800	DRAFTSMAN III		1	1	38 A
3801	DRAFTSMAN II		3	3	35.5 A
3810	ENGINEERING AID		2	2	32.5 A
5500	AIRPORT MANAGER		1	1	38.5 A
5501	AIRPORT OPERATIONS DIRECTOR			1	46.5 C
5504	APPRAISER II		1	1	39.5 A
5520	ASSISTANT AIRPORT MANAGER		3	3	34 A
5524	ASSISTANT RIGHT-OF-WAY AGENT				38.5 A
	OR				
5538	JUNIOR RIGHT-OF-WAY AGENT		4	4	34.5 A
5534	CHIEF, PROPERTY MANAGEMENT DIVISION		1	1	44 A
5543	REAL PROPERTY DIRECTOR			1	49 C
5550	RIGHT-OF-WAY AGENT		9	9	41.5 A
5550	RIGHT-OF-WAY AGENT				41.5 A
	OR				
5524	ASSISTANT RIGHT-OF-WAY AGENT		1	1	38.5 A
5560	SENIOR AIRPORT MANAGER		1	1	40.5 A
5570	SENIOR RIGHT-OF-WAY AGENT		3	3	44 A

COUNTY OF SAN DIEGO FINAL BUDGET  
1970-1971  
SCHEDULE OF POSITIONS

BUDGET UNIT - 1200 PUBLIC WORKS AGENCY

CLASS NO.	TITLE	NUMBER OF AUTHORIZED POSITIONS			RANGE AND STEP OR FOOTNOTE
		CURRENT 1969-70	RECOMMENDED 1970-71	APPROVED 1970-71	
5585	SUPERVISING RIGHT-OF-WAY AGENT		2	2	47 C
6149	RADIO TECHNICIAN III		4	4	40.5 A
6150	RADIO TECHNICIAN II				38.5 A
	OR				
6151	RADIO TECHNICIAN I				36.5 A
	OR				
6152	RADIO TECHNICIAN TRAINEE		15	15	34.5 A
6160	SENIOR RADIO TECHNICIAN		1	1	42.5 A
6173	TRAFFIC SIGNAL AID		1	1	36 A
6175	TRAFFIC SIGNAL TECHNICIAN		1	1	38.5 D
7000	AIRPORT OPERATIONS ASSISTANT		7	8	30 A
7541	UTILITYMAN I		1	1	31 A
8118	PARK DEVELOPMENT DIRECTOR		1		47.5
8119	AIRPORT OPERATIONS SUPERVISOR		1		29.5
8120	MANAGEMENT ASSISTANT III				48 A
	OR				
8121	MANAGEMENT ASSISTANT II		2		45 A
8121	MANAGEMENT ASSISTANT II				45 A
	OR				
8122	MANAGEMENT ASSISTANT I		1		42 A
8123	COMMUNICATIONS & ELECTRONICS DIRECTOR		1		48.5 A
8124	AIRPORT OPERATIONS DIRECTOR		1		45 A
8125	REAL ESTATE DIRECTOR		1		47.5 C
8131	ASSISTANT FISCAL & PERSONNEL DIRECTOR		1		44 A
8132	FISCAL & PERSONNEL DIRECTOR		1		46.5 A
9999	TEMPORARY AND SEASONAL EMPLOYEES		75	75	202
		*	227*	223*	

BUDGET UNIT - 1300 DEPARTMENT OF GENERAL SERVICES

CLASS NO.	TITLE	NUMBER OF AUTHORIZED POSITIONS			RANGE AND STEP OR FOOTNOTE
		CURRENT 1969-70	RECOMMENDED 1970-71	APPROVED 1970-71	
	CLASSIFIED POSITIONS				
2125	DIRECTOR OF GENERAL SERVICES			1	53.5 C
2145	DIRECTOR OF PUBLIC WORKS	1	1		52.5 C
2219	ASSISTANT DIRECTOR OF GENERAL SERVICES			1	50 A
2227	ASSISTANT DIRECTOR OF PUBLIC WORKS	1	1		49 A
2303	ADMINISTRATIVE ASSISTANT II	1			42 A
2304	ADMINISTRATIVE ASSISTANT I				38.5 A
	OR				
2306	ADMINISTRATIVE TRAINEE	1			34.5 A
2401	ACCOUNTANT	1			38 C
2480	DEPARTMENTAL FINANCE OFFICER	1			44.5 A
2491	FISCAL ANALYST			1	44 A
2493	INTERMEDIATE ACCOUNT CLERK	3			27 A

COUNTY OF SAN DIEGO FINAL BUDGET  
1970-1971  
SCHEDULE OF POSITIONS

BUDGET UNIT - 1300 DEPARTMENT OF GENERAL SERVICES

CLASS NO.	TITLE	NUMBER OF AUTHORIZED POSITIONS			RANGE AND STEP OR FOOTNOTE	
		CURRENT 1969-70	RECOMMENDED 1970-71	APPROVED 1970-71		
2510	SENIOR ACCOUNT CLERK	3	1	1	30	A
2700	INTERMEDIATE CLERK		2		26	A
2700	INTERMEDIATE CLERK				26	A
	OR					
2705	INTERMEDIATE TYPIST	2	9	10	26	A
2710	JUNIOR CLERK		1	1	22	A
2730	SENIOR CLERK	2	3	3	30	A
2760	INTERMEDIATE STENOGRAPHER	1	1	1	27.5	A
2770	SENIOR STENOGRAPHER	2	5	5	30.5	A
2810	TELEPHONE OPERATOR AND INFORMATION CLERK		14	14	25.5	A
2813	TELEPHONE SERVICES COORDINATOR		1	1	34	A
2815	TELEPHONE SUPERVISOR		2	2	27.5	A
3039	MAIL CLERK DRIVER		12	12	26	A
3047	MAIL CENTER SUPERVISOR		1	1	32.5	A
3074	SENIOR MAIL CLERK DRIVER		1	1	28	A
3500	ARCHITECT		6	6	45	C
3505	ARCHITECTURAL DESIGNER		5	5	40.5	C
3506	ARCHITECTURAL MASTER PLANNER	1	1	1	45	A
3510	BUILDING CONSTRUCTION INSPECTOR		5	5	41	C
3517	CHIEF, ARCHITECTURAL DIVISION		1	1	49	C
3570	SUPERVISING ARCHITECT		1	1	47	C
3615	ASSISTANT CIVIL ENGINEER		1		41	C
3635	ASSOCIATE CIVIL ENGINEER		1	1	44	C
3640	ASSOCIATE ELECTRICAL ENGINEER		1	1	44	A
3643	ASSOCIATE MECHANICAL ENGINEER		1	1	44	C
3650	ASSOCIATE STRUCTURAL ENGINEER		1	1	44	C
5884	BUILDING MAINTENANCE ENGINEER		21	21	36.5	A
5885	BUILDING MAINTENANCE FOREMAN II		5	5	38.5	A
5887	BUILDING MAINTENANCE SUPERVISOR		2	2	40.5	A
5889	BUILDING MECHANICAL SPECIALIST		1	1	42.5	A
5905	CARPENTER		13	13	36.5	D
5910	CARPENTER FOREMAN		2	2	38.5	C
5915	CHIEF, CONSTRUCTION AND REPAIR DIVISION		1	1	47.5	A
5920	ELECTRICIAN		5	5	38.5	D
5925	ELECTRICIAN FOREMAN		1	1	40.5	C
5928	ESTIMATOR OF BUILDING CONSTRUCTION		2	2	41.5	A
5929	LOCKSMITH		1	1	34.5	A
5930	MASON		2	2	37.5	C
5935	MASON FOREMAN		1	1	39.5	C
5940	PAINTER		13	13	36.5	D
5945	PAINTER FOREMAN		1	1	38.5	C
5950	PLUMBER		4	4	38.5	D
5955	PLUMBER FOREMAN		1	1	40.5	C
5960	REFRIGERATION MECHANIC		4	4	38.5	D
5965	SENIOR MECHANICAL FOREMAN		1	1	42.5	A

COUNTY OF SAN DIEGO FINAL BUDGET  
1970-1971  
SCHEDULE OF POSITIONS

BUDGET UNIT - 1300 DEPARTMENT OF GENERAL SERVICES

CLASS NO.	TITLE	NUMBER OF AUTHORIZED POSITIONS			RANGE AND STEP OR FOOTNOTE
		CURRENT 1969-70	RECOMMENDED 1970-71	APPROVED 1970-71	
5970	SIGN PAINTER		1	1	37.5 D
5975	SUPERVISOR OF CONSTRUCTION AND MAINTENANCE		1	1	45.5 A
5985	UTILITY SENIOR FOREMAN		1	1	42.5 A
6100	AUTOMOTIVE MECHANIC			10	36 C
6105	EQUIPMENT GENERAL FOREMAN		1	1	41 A
6110	EQUIPMENT MECHANIC		14	14	36.5 C
6115	EQUIPMENT SENIOR FOREMAN		1	1	40 A
6120	EQUIPMENT SERVICEMAN II		3	3	31 A
6121	EQUIPMENT SERVICEMAN I		13	13	29 A
6130	EQUIPMENT SHOP FOREMAN		2	2	38.5 A
6140	MACHINIST		1	1	36.5 C
6145	MANAGER OF FLEET OPERATIONS		1	1	46.5 C
6180	WELDER		5	5	36.5 C
6200	BUILDING MAINTENANCE ENGINEER ASSISTANT II OR				34.5 A
6201	BUILDING MAINTENANCE ENGINEER ASSISTANT I			6	32.5 A
6210	ELECTRICIAN ASSISTANT II OR				34.5 A
6211	ELECTRICIAN ASSISTANT I			4	32.5 A
6220	MASON TENDER II OR				34.5 A
6221	MASON TENDER I			2	32.5 A
6230	PLUMBER ASSISTANT II OR				34.5 A
6231	PLUMBER ASSISTANT I			3	32.5 A
6240	REFRIGERATION MECHANIC ASSISTANT II OR				34.5 A
6241	REFRIGERATION MECHANIC ASSISTANT I			4	32.5 A
6251	WELDER ASSISTANT I			1	32.5 A
6305	GARDENER		18	18	29.5 A
6310	GARDENER FOREMAN		2	2	33 A
6315	GARDENER SUPERVISOR		1	1	34.5 A
6320	GROUNDSMAN GARDENER		7	7	26.5 A
7008	ASSISTANT CHIEF, BUILDING SERVICES DIVISION		1	1	37.5 A
7016	BUILDING SERVICES FOREMAN		4	4	31.5 A
7018	CHIEF, BUILDING SERVICES DIVISION		1	1	42.5 A
7030	CUSTODIAN III		29	29	27.5 A
7031	CUSTODIAN II		179	183	25.5 A
7085	SUPERVISING CUSTODIAN		5	5	29.5 A
7098	WATCHMAN		18	18	25.5 A
7100	WINDOW CLEANER		4	4	29 A
7510	LABORER		13	13	29 A
7525	SKILLED LABORER		4	4	30.5 A
7535	UTILITY FOREMAN II		3	3	36 A
7536	UTILITY FOREMAN I		1	1	34.5 A

COUNTY OF SAN DIEGO FINAL BUDGET  
1970-1971  
SCHEDULE OF POSITIONS

BUDGET UNIT - 1300 DEPARTMENT OF GENERAL SERVICES

CLASS NO.	TITLE	NUMBER OF AUTHORIZED POSITIONS			RANGE AND STEP OR FOOTNOTE
		CURRENT 1969-70	RECOMMENDED 1970-71	APPROVED 1970-71	
7539	UTILITYMAN III		20	1	34 A
7540	UTILITYMAN II		13	12	32 A
7541	UTILITYMAN I		24	24	31 A
8128	BUSINESS & FINANCE COORDINATOR		1		41.5 A
8129	AUTOMOTIVE MECHANIC		10		34.5 A
9999	TEMPORARY AND SEASONAL EMPLOYEES		37	38	202
		20*	599*	602*	

BUDGET UNIT - 1320 DEPARTMENT OF PUBLIC WORKS, CONSTRUCTION AND REPAIR DIVISION

CLASS NO.	TITLE	NUMBER OF AUTHORIZED POSITIONS			RANGE AND STEP OR FOOTNOTE
		CURRENT 1969-70	RECOMMENDED 1970-71	APPROVED 1970-71	
	CLASSIFIED POSITIONS				
2700	INTERMEDIATE CLERK	1			26 A
2700	INTERMEDIATE CLERK OR				26 A
2705	INTERMEDIATE TYPIST	1			26 A
2730	SENIOR CLERK	2			30 A
2770	SENIOR STENOGRAPHER	1			30.5 A
5884	BUILDING MAINTENANCE ENGINEER	16			36.5 A
5885	BUILDING MAINTENANCE FOREMAN II	5			38.5 A
5887	BUILDING MAINTENANCE SUPERVISOR	2			40.5 A
5889	BUILDING MECHANICAL SPECIALIST	1			42.5 A
5905	CARPENTER	13			36.5 D
5910	CARPENTER FOREMAN	2			38.5 C
5915	CHIEF, CONSTRUCTION AND REPAIR DIVISION	1			47.5 A
5920	ELECTRICIAN	5			38.5 D
5925	ELECTRICIAN FOREMAN	1			40.5 C
5928	ESTIMATOR OF BUILDING CONSTRUCTION	2			41.5 A
5930	MASON	2			37.5 C
5935	MASON FOREMAN	1			39.5 C
5940	PAINTER	13			36.5 D
5945	PAINTER FOREMAN	1			38.5 C
5950	PLUMBER	4			38.5 D
5955	PLUMBER FOREMAN	1			40.5 C
5960	REFRIGERATION MECHANIC	4			38.5 D
5965	SENIOR MECHANICAL FOREMAN	1			42.5 A
5970	SIGN PAINTER	1			37.5 D
5975	SUPERVISOR OF CONSTRUCTION AND MAINTENANCE	1			45.5 A
5985	UTILITY SENIOR FOREMAN	1			42.5 A
6180	WELDER	2			36.5 C
6305	GARDENER	17			29.5 A
6310	GARDENER FOREMAN	2			33 A
6315	GARDENER SUPERVISOR	1			34.5 A
6320	GROUNDSMAN GARDENER	7			26.5 A

COUNTY OF SAN DIEGO FINAL BUDGET  
1970-1971  
SCHEDULE OF POSITIONS

BUDGET UNIT - 1320 DEPARTMENT OF PUBLIC WORKS, CONSTRUCTION AND REPAIR DIVISION

CLASS NO.	TITLE	NUMBER OF AUTHORIZED POSITIONS			RANGE AND STEP OR FOOTNOTE
		CURRENT 1969-70	RECOMMENDED 1970-71	APPROVED 1970-71	
7510	LABORER	15			29 A
7525	SKILLED LABORER	3			30.5 A
7535	UTILITY FOREMAN II	3			36 A
7536	UTILITY FOREMAN I	1			34.5 A
7540	UTILITYMAN II	30			32 A
7541	UTILITYMAN I	30			31 A
9999	TEMPORARY AND SEASONAL EMPLOYEES	12			202
		206*	*	*	

BUDGET UNIT - 1330 DEPARTMENT OF PUBLIC WORKS, BUILDING SERVICES DIVISION

CLASS NO.	TITLE	NUMBER OF AUTHORIZED POSITIONS			RANGE AND STEP OR FOOTNOTE
		CURRENT 1969-70	RECOMMENDED 1970-71	APPROVED 1970-71	
	CLASSIFIED POSITIONS				
2700	INTERMEDIATE CLERK OR				26 A
2705	INTERMEDIATE TYPIST	4			26 A
2730	SENIOR CLERK	1			30 A
2770	SENIOR STENOGRAPHER	1			30.5 A
2805	SENIOR TELEPHONE SUPERVISOR	1			27.5 A
2810	TELEPHONE OPERATOR AND INFORMATION CLERK	11			25.5 A
2810	TELEPHONE OPERATOR AND INFORMATION CLERK, RELIEF	5			25.5 A
3039	MAIL CLERK DRIVER	12			26 A
3047	MAIL CENTER SUPERVISOR	1			32.5 A
3074	SENIOR MAIL CLERK DRIVER	1			28 A
7008	ASSISTANT CHIEF, BUILDING SERVICES DIVISION	1			37.5 A
7016	BUILDING SERVICES FOREMAN	4			31.5 A
7018	CHIEF, BUILDING SERVICES DIVISION	1			42.5 A
7030	CUSTODIAN III	29			27.5 A
7031	CUSTODIAN II	174			25.5 A
7085	SUPERVISING CUSTODIAN	5			29.5 A
7098	WATCHMAN	15			25.5 A
7100	WINDOW CLEANER	4			29 A
9999	TEMPORARY AND SEASONAL EMPLOYEES	8			202
		278*	*	*	

BUDGET UNIT - 1335 DEPARTMENT OF PUBLIC WORKS, CIVIL ENGINEERING DIVISION

CLASS NO.	TITLE	NUMBER OF AUTHORIZED POSITIONS			RANGE AND STEP OR FOOTNOTE
		CURRENT 1969-70	RECOMMENDED 1970-71	APPROVED 1970-71	
	CLASSIFIED POSITIONS				
2760	INTERMEDIATE STENOGRAPHER	1			27.5 A
3615	ASSISTANT CIVIL ENGINEER	2			41 C
3615	ASSISTANT CIVIL ENGINEER OR				41 C
3812	ENGINEERING TECHNICIAN III	2			41 A

COUNTY OF SAN DIEGO FINAL BUDGET  
1970-1971  
SCHEDULE OF POSITIONS

BUDGET UNIT - 1335 DEPARTMENT OF PUBLIC WORKS, CIVIL ENGINEERING DIVISION

CLASS NO.	TITLE	NUMBER OF AUTHORIZED POSITIONS			RANGE AND STEP OR FOOTNOTE
		CURRENT 1969-70	RECOMMENDED 1970-71	APPROVED 1970-71	
3635	ASSOCIATE CIVIL ENGINEER	3			44 C
3667	CHIEF, CIVIL ENGINEERING DIVISION	1			49 C
3695	JUNIOR CIVIL ENGINEER				38 C
	OR				
3813	ENGINEERING TECHNICIAN II	3			38 A
3800	DRAFTSMAN III	1			38 A
3801	DRAFTSMAN II	2			35.5 A
3810	ENGINEERING AID	3			32.5 A
3814	ENGINEERING TECHNICIAN I	3			35.5 A
9999	TEMPORARY AND SEASONAL EMPLOYEES	6			202
		27*	*	*	

BUDGET UNIT - 1340 DEPARTMENT OF PUBLIC WORKS, ARCHITECTURAL DIVISION

CLASS NO.	TITLE	NUMBER OF AUTHORIZED POSITIONS			RANGE AND STEP OR FOOTNOTE
		CURRENT 1969-70	RECOMMENDED 1970-71	APPROVED 1970-71	
	CLASSIFIED POSITIONS				
2510	SENIOR ACCOUNT CLERK	1			30 A
2760	INTERMEDIATE STENOGRAPHER	1			27.5 A
3500	ARCHITECT	5			45 C
3505	ARCHITECTURAL DESIGNER	5			40.5 C
3510	BUILDING CONSTRUCTION INSPECTOR	4			41 A
3517	CHIEF, ARCHITECTURAL DIVISION	1			49 C
3570	SUPERVISING ARCHITECT	1			47 C
3640	ASSOCIATE ELECTRICAL ENGINEER	1			44 A
3643	ASSOCIATE MECHANICAL ENGINEER	1			44 C
3650	ASSOCIATE STRUCTURAL ENGINEER	1			44 C
9999	TEMPORARY AND SEASONAL EMPLOYEES	14			202
		35*	*	*	

BUDGET UNIT - 1350 DEPARTMENT OF PUBLIC WORKS, COUNTY GARAGE

CLASS NO.	TITLE	NUMBER OF AUTHORIZED POSITIONS			RANGE AND STEP OR FOOTNOTE
		CURRENT 1969-70	RECOMMENDED 1970-71	APPROVED 1970-71	
	CLASSIFIED POSITIONS				
2700	INTERMEDIATE CLERK	1			26 A
2710	JUNIOR CLERK	1			22 A
2770	SENIOR STENOGRAPHER	1			30.5 A
6105	EQUIPMENT GENERAL FOREMAN	1			41 A
6110	EQUIPMENT MECHANIC	24			36.5 C
6115	EQUIPMENT SENIOR FOREMAN	1			40 A
6120	EQUIPMENT SERVICEMAN II	3			31 A
6121	EQUIPMENT SERVICEMAN I	13			29 A
6130	EQUIPMENT SHOP FOREMAN	2			38.5 A
6140	MACHINIST	1			36.5 C



COUNTY OF SAN DIEGO FINAL BUDGET  
1970-1971  
SCHEDULE OF POSITIONS

**BUDGET UNIT - 1350 DEPARTMENT OF PUBLIC WORKS, COUNTY GARAGE**

CLASS NO.	TITLE	NUMBER OF AUTHORIZED POSITIONS			RANGE AND STEP OR FOOTNOTE
		CURRENT 1969-70	RECOMMENDED 1970-71	APPROVED 1970-71	
6145	MANAGER OF FLEET OPERATIONS	1			46.5 A
6180	WELDER	3			36.5 C
7540	UTILITYMAN II	1			32 A
9999	TEMPORARY AND SEASONAL EMPLOYEES	5			202
		58*	*	*	

**BUDGET UNIT - 2000 SUPERIOR COURTS**

CLASS NO.	TITLE	NUMBER OF AUTHORIZED POSITIONS			RANGE AND STEP OR FOOTNOTE
		CURRENT 1969-70	RECOMMENDED 1970-71	APPROVED 1970-71	
<b>UNCLASSIFIED POSITIONS</b>					
0501	INTERMEDIATE STENOGRAPHER	2	2	2	27.5 A
0502	SENIOR STENOGRAPHER	1	1	1	30.5 A
0505	CONCILIATION COUNSELOR	1	1	1	46.5 A
0506	ASSOCIATE CONCILIATION COUNSELOR	2	2	2	44 E
0510	SECRETARY TO SUPERIOR COURT	1	1	1	208
0512	SENIOR ASSISTANT SECRETARY TO SUPERIOR COURT	1	1	1	210
0515	ASSISTANT SECRETARY TO SUPERIOR COURT	5	5	5	209
0520	JURY COMMISSIONER	1	1	1	208
0525	CHIEF DEPUTY JURY COMMISSIONER	1	1	1	210
0535	DEPUTY JURY COMMISSIONER	2	3	3	211
0538	JUVENILE COURT REFEREE	3	3	3	50 E
<b>STATUTORY POSITIONS</b>					
0540	COURT REPORTERS, SUPERIOR COURT	28	28	28	212
0570	JUDGE OF THE SUPERIOR COURT	25	25	25	213
9999	TEMPORARY AND SEASONAL EMPLOYEES	9	9	9	202
		82*	83*	83*	

**BUDGET UNIT - 2070 SUPERIOR COURT, MENTAL HEALTH COUNSELOR**

CLASS NO.	TITLE	NUMBER OF AUTHORIZED POSITIONS			RANGE AND STEP OR FOOTNOTE
		CURRENT 1969-70	RECOMMENDED 1970-71	APPROVED 1970-71	
<b>CLASSIFIED POSITIONS</b>					
2705	INTERMEDIATE TYPIST	3	3	3	26 A
2715	JUNIOR TYPIST	1	1		22 A
2770	SENIOR STENOGRAPHER	1	1	1	30.5 A
5061	DEPUTY COUNSELOR IN MENTAL HEALTH II OR				40 A
5062	DEPUTY COUNSELOR IN MENTAL HEALTH I	5	5	4	38 A
5108	SUPERVISING COUNSELOR IN MENTAL HEALTH	1	1	1	42 A
9999	TEMPORARY AND SEASONAL EMPLOYEES	3	3	3	202
		14*	14*	12*	

**BUDGET UNIT - 2100 EL CAJON MUNICIPAL COURT**

CLASS NO.	TITLE	NUMBER OF AUTHORIZED POSITIONS			RANGE AND STEP OR FOOTNOTE
		CURRENT 1969-70	RECOMMENDED 1970-71	APPROVED 1970-71	
<b>STATUTORY POSITIONS</b>					
0545	COURT REPORTER, OUTLYING COURTS	2	2	2	214

COUNTY OF SAN DIEGO FINAL BUDGET  
1970-1971  
SCHEDULE OF POSITIONS

## BUDGET UNIT - 2100 EL CAJON MUNICIPAL COURT

CLASS NO.	TITLE	NUMBER OF AUTHORIZED POSITIONS			RANGE AND STEP OR FOOTNOTE
		CURRENT 1969-70	RECOMMENDED 1970-71	APPROVED 1970-71	
0580	JUDGE OF THE MUNICIPAL COURT UNCLASSIFIED POSITIONS	3	3	3	215
0606	CHIEF DEPUTY	1	1	1	240
0610	DEPUTY CLERK IV	4	5	5	216
0611	DEPUTY CLERK III	11	13	13	217
0612	DEPUTY CLERK II	3	5	5	218
0613	DEPUTY CLERK I	4	4	4	219
0619	DEPUTY CLERK, KEY PUNCH OPERATOR	4	2	2	220
0620	DEPUTY CLERK, STENOGRAPHER	1	1	1	241
0650	CLERK, MUNICIPAL COURT	1	1	1	221
9999	TEMPORARY AND SEASONAL EMPLOYEES	2	3	3	202
		36*	40*	40*	

## BUDGET UNIT - 2200 NORTH COUNTY MUNICIPAL COURT

CLASS NO.	TITLE	NUMBER OF AUTHORIZED POSITIONS			RANGE AND STEP OR FOOTNOTE
		CURRENT 1969-70	RECOMMENDED 1970-71	APPROVED 1970-71	
	UNCLASSIFIED POSITIONS				
0546	COURT REPORTER, NORTH COUNTY	2	2	2	252
	STATUTORY POSITIONS				
0580	JUDGE OF THE MUNICIPAL COURT	3	3	3	215
0609	CHIEF DEPUTY CLERK		1	1	240
0610	DEPUTY CLERK IV	5	5	5	216
0611	DEPUTY CLERK III	13	13	13	217
0612	DEPUTY CLERK II	9	10	10	218
0613	DEPUTY CLERK I	5	8	8	219
0615	DEPUTY CLERK, INTERPRETER	1	1	1	223
0619	DEPUTY CLERK, KEY PUNCH OPERATOR	2	2	2	220
0620	DEPUTY CLERK, STENOGRAPHER	1	1	1	241
0653	CLERK, MUNICIPAL COURT, NORTH COUNTY	1	1	1	222
9999	TEMPORARY AND SEASONAL EMPLOYEES	2	2	2	202
		44*	49*	49*	

## BUDGET UNIT - 2300 SAN DIEGO MUNICIPAL COURT

CLASS NO.	TITLE	NUMBER OF AUTHORIZED POSITIONS			RANGE AND STEP OR FOOTNOTE
		CURRENT 1969-70	RECOMMENDED 1970-71	APPROVED 1970-71	
	UNCLASSIFIED POSITIONS				
0543	CHIEF REPORTER	1	1	1	230
	STATUTORY POSITIONS				
0544	COURT REPORTER, SAN DIEGO MUNICIPAL COURT	9	8	8	229
0580	JUDGE OF THE MUNICIPAL COURT	22	22	22	215
0600	ASSISTANT CLERK	1	1	1	254
0601	CLERK, MUNICIPAL COURT, SAN DIEGO	1	1	1	225
0603	DEPUTY CHIEF CLERK	5	5	5	227

COUNTY OF SAN DIEGO FINAL BUDGET  
1970-1971  
SCHEDULE OF POSITIONS

**BUDGET UNIT - 2300 SAN DIEGO MUNICIPAL COURT**

CLASS NO.	TITLE	NUMBER OF AUTHORIZED POSITIONS			RANGE AND STEP OR FOOTNOTE
		CURRENT 1969-70	RECOMMENDED 1970-71	APPROVED 1970-71	
0605	DEPUTY CLERK ASSISTANT CHIEF CLERK	5	5	5	228
0610	DEPUTY CLERK IV	38	38	38	216
0611	DEPUTY CLERK III	36	36	36	217
0612	DEPUTY CLERK II	34	34	34	218
0613	DEPUTY CLERK I	52	56	56	219
0614	JUDICIAL SECRETARY	4	3	3	253
0615	DEPUTY CLERK, INTERPRETER	3	3	3	223
0619	DEPUTY CLERK, KEY PUNCH OPERATOR	12	12	12	220
CLASSIFIED POSITIONS					
8003	CHIEF JUDICIAL SECRETARY	1	1	1	
		224*	226*	226*	

**BUDGET UNIT - 2500 JUSTICE COURT OF THE CORONADO JUDICIAL DISTRICT**

CLASS NO.	TITLE	NUMBER OF AUTHORIZED POSITIONS			RANGE AND STEP OR FOOTNOTE
		CURRENT 1969-70	RECOMMENDED 1970-71	APPROVED 1970-71	
STATUTORY POSITIONS					
0550	JUDGE OF THE CORONADO JUSTICE COURT	1	1	1	233
CLASSIFIED POSITIONS					
2705	INTERMEDIATE TYPIST	2	3	3	26 A
2740	SENIOR TYPIST	1	1	1	30 A
9999	TEMPORARY AND SEASONAL EMPLOYEES	2	2	2	202
		6*	7*	7*	

**BUDGET UNIT - 2530 JUSTICE COURT OF THE FALLBROOK JUDICIAL DISTRICT**

CLASS NO.	TITLE	NUMBER OF AUTHORIZED POSITIONS			RANGE AND STEP OR FOOTNOTE
		CURRENT 1969-70	RECOMMENDED 1970-71	APPROVED 1970-71	
STATUTORY POSITIONS					
0553	JUDGE OF THE FALLBROOK JUSTICE COURT	1	1	1	236
CLASSIFIED POSITIONS					
2730	SENIOR CLERK				30 A
	OR				
2740	SENIOR TYPIST		1	1	30 A
2740	SENIOR TYPIST	1			30 A
9999	TEMPORARY AND SEASONAL EMPLOYEES	2	2	2	202
		4*	4*	4*	

**BUDGET UNIT - 2540 JUSTICE COURT OF THE EAST COUNTY JUDICIAL DISTRICT**

CLASS NO.	TITLE	NUMBER OF AUTHORIZED POSITIONS			RANGE AND STEP OR FOOTNOTE
		CURRENT 1969-70	RECOMMENDED 1970-71	APPROVED 1970-71	
UNCLASSIFIED POSITIONS					
0554	JUDGE OF THE EAST COUNTY JUSTICE COURT	1	1	1	234
CLASSIFIED POSITIONS					
2705	INTERMEDIATE TYPIST	1			26 A

COUNTY OF SAN DIEGO FINAL BUDGET  
1970-1971  
SCHEDULE OF POSITIONS

BUDGET UNIT - 2540 JUSTICE COURT OF THE EAST COUNTY JUDICIAL DISTRICT

CLASS NO.	TITLE	NUMBER OF AUTHORIZED POSITIONS			RANGE AND STEP OR FOOTNOTE
		CURRENT 1969-70	RECOMMENDED 1970-71	APPROVED 1970-71	
2740	SENIOR TYPIST		1	1	30 A
9999	TEMPORARY AND SEASONAL EMPLOYEES	3	3	3	202
		5*	5*	5*	

BUDGET UNIT - 2550 JUSTICE COURT OF THE NATIONAL JUDICIAL DISTRICT

CLASS NO.	TITLE	NUMBER OF AUTHORIZED POSITIONS			RANGE AND STEP OR FOOTNOTE
		CURRENT 1969-70	RECOMMENDED 1970-71	APPROVED 1970-71	
	STATUTORY POSITIONS				
0555	JUDGE OF THE NATIONAL JUSTICE COURT	1	1	1	235
	CLASSIFIED POSITIONS				
2705	INTERMEDIATE TYPIST	4	4	4	26 A
2740	SENIOR TYPIST	2	2	2	30 A
2930	SUPERVISING JUSTICE COURT CLERK	1	1	1	31 A
9999	TEMPORARY AND SEASONAL EMPLOYEES	3	3	3	202
		11*	11*	11*	

BUDGET UNIT - 2560 JUSTICE COURT OF THE RAMONA JUDICIAL DISTRICT

CLASS NO.	TITLE	NUMBER OF AUTHORIZED POSITIONS			RANGE AND STEP OR FOOTNOTE
		CURRENT 1969-70	RECOMMENDED 1970-71	APPROVED 1970-71	
	UNCLASSIFIED POSITIONS				
0556	JUDGE OF THE RAMONA JUSTICE COURT	1	1	1	232
	CLASSIFIED POSITIONS				
2705	INTERMEDIATE TYPIST	1	1	1	26 A
2740	SENIOR TYPIST	1	1	1	30 A
9999	TEMPORARY AND SEASONAL EMPLOYEES	2	2	2	202
		5*	5*	5*	

BUDGET UNIT - 2717 COUNTY SERVICE AREA #17 SAN DIEGUITO

CLASS NO.	TITLE	NUMBER OF AUTHORIZED POSITIONS			RANGE AND STEP OR FOOTNOTE
		CURRENT 1969-70	RECOMMENDED 1970-71	APPROVED 1970-71	
	CLASSIFIED POSITIONS				
4790	AMBULANCE DRIVER/ATTENDANT		5	7	32.5 A
9999	TEMPORARY AND SEASONAL EMPLOYEES			2	202
		*	5*	9*	

BUDGET UNIT - 2800 COUNTY CLERK

CLASS NO.	TITLE	NUMBER OF AUTHORIZED POSITIONS			RANGE AND STEP OR FOOTNOTE
		CURRENT 1969-70	RECOMMENDED 1970-71	APPROVED 1970-71	
	STATUTORY POSITIONS				
0130	COUNTY CLERK	1	1	1	237
	UNCLASSIFIED POSITIONS				
0230	CHIEF DEPUTY COUNTY CLERK	1	1	1	47 E

COUNTY OF SAN DIEGO FINAL BUDGET  
1970-1971  
SCHEDULE OF POSITIONS

BUDGET UNIT - 2800 COUNTY CLERK

CLASS NO.	TITLE	NUMBER OF AUTHORIZED POSITIONS			RANGE AND STEP OR FOOTNOTE
		CURRENT 1969-70	RECOMMENDED 1970-71	APPROVED 1970-71	
CLASSIFIED POSITIONS					
2303	ADMINISTRATIVE ASSISTANT II	1	1	1	42 A
2307	ASSISTANT COUNTY CLERK	1	1	1	44.5 A
2401	ACCOUNTANT		1	1	38 C
2424	ASSISTANT FINANCE OFFICER, COUNTY CLERK	1	1	1	42 A
2428	ASSISTANT REVENUE AND COLLECTIONS OFFICER	1	1	1	38.5 A
2431	CASHIER CLERK	3	3	3	27 A
2441	CHIEF, DATA PROCESSING, COUNTY CLERK		1	1	41 A
2466	COLLECTION SUPERVISOR	1	1	1	36.5 A
2468	COLLECTIONS FIELD INVESTIGATOR	1	2	2	35 A
2469	DATA PROCESSING SUPERVISOR		1	1	38 A
2472	DATA PROCESSING SUPERVISOR, COUNTY CLERK	1			39 A
2476	COLLECTOR III	3	4	4	34.5 A
2477	COLLECTOR II	11	16	16	32.5 A
2478	COLLECTOR I	10	10	10	28 C
2492	FINANCE OFFICER, COUNTY CLERK	1	1	1	44.5 A
2493	INTERMEDIATE ACCOUNT CLERK	5	12	18	27 A
2498	PROGRAMMER		1	1	34 A
2505	SENIOR ACCOUNTANT		1	1	41.5 A
2506	REVENUE AND COLLECTIONS OFFICER	1	1	1	43.5 A
2510	SENIOR ACCOUNT CLERK	5	8	8	30 A
2512	SENIOR AUDITOR		1	1	42 C
2530	TABULATING SUPERVISOR	1			36 A
2650	STOCK CLERK	1	1	1	29 A
2660	STOREKEEPER I	1	1	1	31.5 A
2700	INTERMEDIATE CLERK				26 A
	OR				
2705	INTERMEDIATE TYPIST	67	79	75	26 A
2710	JUNIOR CLERK				22 A
	OR				
2715	JUNIOR TYPIST	11	12	12	22 A
2730	SENIOR CLERK				30 A
	OR				
2740	SENIOR TYPIST	19	19	19	30 A
2745	SUPERVISING CLERK	3	3	3	33 A
2760	INTERMEDIATE STENOGRAPHER	6	7	7	27.5 A
2770	SENIOR STENOGRAPHER	2	2	2	30.5 A
2810	TELEPHONE OPERATOR AND INFORMATION CLERK	3	3	3	25.5 A
2890	ASSISTANT COUNTY CLERK			1	44.5 A
2892	ASSISTANT DIVISION CHIEF			2	36 A
2893	ASSISTANT DIVISION CHIEF, JUVENILE	1	1	1	36 A
2895	ASSISTANT DIVISION CHIEF, PROBATE	1	1	1	38.5 A
2898	ASSISTANT SUPERVISING SUPERIOR COURT CLERK		1	1	38.5 A
2900	DIVISION CHIEF, JUVENILE	1	1	1	39.5 A
2901	DIVISION CHIEF, PROBATE	1	1	1	41.5 A

COUNTY OF SAN DIEGO FINAL BUDGET  
1970-1971  
SCHEDULE OF POSITIONS

## BUDGET UNIT - 2800 COUNTY CLERK

CLASS NO.	TITLE	NUMBER OF AUTHORIZED POSITIONS			RANGE AND STEP OR FOOTNOTE
		CURRENT 1969-70	RECOMMENDED 1970-71	APPROVED 1970-71	
2903	DIVISION CHIEF	2	3	3	37.5 A
2904	INTERPRETER CLERK	1	1	1	29 A
2906	LEGAL PROCEDURES CLERK II	3	3	3	33 A
2907	LEGAL PROCEDURES CLERK I	9	8	8	31 A
2907	LEGAL PROCEDURES CLERK I				31 A
	OR				
2911	PROBATE EXAMINER		4	4	36 A
2916	SUPERIOR COURT CLERK	32	35	35	36 A
2917	SUPERIOR COURT CLERK II-TERMINAL	2	2	2	37 A
2935	SUPERVISING SUPERIOR COURT CLERK	1	1	1	41.5 A
3020	DATA PROCESSING OPERATOR		2	2	31.5 A
3030	KEY PUNCH OPERATOR	7	7	7	27 A
3035	KEY PUNCH SUPERVISOR	1	1	1	30 A
3040	MICROFILM OPERATOR	3	3	3	26 A
3045	MICROFILM SUPERVISOR		1	1	31.5 A
3072	SENIOR DATA PROCESSING OPERATOR		1	1	33.5 A
3075	SENIOR TABULATING OPERATOR	2			32.5 A
3085	TABULATING OPERATOR	2			30.5 A
8015	ASSISTANT DIVISION CHIEF		2		35 A
9999	TEMPORARY AND SEASONAL EMPLOYEES	13	13	13	202
		244*	289*	291*	

## BUDGET UNIT - 2900 DISTRICT ATTORNEY

CLASS NO.	TITLE	NUMBER OF AUTHORIZED POSITIONS			RANGE AND STEP OR FOOTNOTE
		CURRENT 1969-70	RECOMMENDED 1970-71	APPROVED 1970-71	
	STATUTORY POSITIONS				
0140	DISTRICT ATTORNEY	1	1	1	238
	UNCLASSIFIED POSITIONS				
0240	ASSISTANT DISTRICT ATTORNEY	1	1	1	54 E
0245	CHIEF DEPUTY DISTRICT ATTORNEY	1	1	1	52.5 E
0340	INVESTIGATOR	3	3	3	41 A
	CLASSIFIED POSITIONS				
2303	ADMINISTRATIVE ASSISTANT II		1	1	42 A
2700	INTERMEDIATE CLERK				26 A
	OR				
2705	INTERMEDIATE TYPIST	14	21	19	26 A
2710	JUNIOR CLERK				22 A
	OR				
2715	JUNIOR TYPIST	11	11	14	22 A
2730	SENIOR CLERK	3	3	3	30 A
2740	SENIOR TYPIST	3	3	3	30 A
2745	SUPERVISING CLERK	1	1	1	33 A
2760	INTERMEDIATE STENOGRAPHER	12	13	13	27.5 A
2770	SENIOR STENOGRAPHER	4	4	4	30.5 A

COUNTY OF SAN DIEGO FINAL BUDGET  
1970-1971  
SCHEDULE OF POSITIONS

**BUDGET UNIT - 2900 DISTRICT ATTORNEY**

CLASS NO.	TITLE	NUMBER OF AUTHORIZED POSITIONS			RANGE AND STEP OR FOOTNOTE
		CURRENT 1969-70	RECOMMENDED 1970-71	APPROVED 1970-71	
2810	TELEPHONE OPERATOR AND INFORMATION CLERK	2	2	1	25.5 A
2905	LEGAL STENOGRAPHER	1	2	2	31 A
3022	FAMILY SUPPORT ASSISTANT	18	9	9	31 A
3926	DEPUTY DISTRICT ATTORNEY IV	4	10	10	52 A
3927	DEPUTY DISTRICT ATTORNEY III	12	12	12	49.5 A
3928	DEPUTY DISTRICT ATTORNEY II	2			46.5 A
3928	DEPUTY DISTRICT ATTORNEY II				46.5 A
	OR				
3929	DEPUTY DISTRICT ATTORNEY I	46	76	69	40 B
3930	DEPUTY DISTRICT ATTORNEY, APPELLATE	1	1	1	52 A
5705	ASSISTANT SUPERVISING INVESTIGATOR, FAMILY SUPPORT DIVISION	2	2		39 A
5707	ASSISTANT CHIEF INVESTIGATOR		1	1	44 A
5715	CHIEF INVESTIGATOR	1	1	1	46 A
5753	INVESTIGATOR IV			4	42.5 A
5754	INVESTIGATOR III			25	41 A
5755	INVESTIGATOR II	19	29	1	39 A
5756	INVESTIGATOR I	11	16	10	37 A
5795	SUPERVISING INVESTIGATOR, FAMILY SUPPORT DIVISION	1	1	1	42 A
9999	TEMPORARY AND SEASONAL EMPLOYEES	12	33	33	202
		186*	258*	244*	

**BUDGET UNIT - 3000 SHERIFF**

CLASS NO.	TITLE	NUMBER OF AUTHORIZED POSITIONS			RANGE AND STEP OR FOOTNOTE
		CURRENT 1969-70	RECOMMENDED 1970-71	APPROVED 1970-71	
	STATUTORY POSITIONS				
0160	SHERIFF	1	1	1	226
	UNCLASSIFIED POSITIONS				
0260	UNDERSHERIFF	1	1	1	51 E
0360	CONFIDENTIAL INVESTIGATOR				40.5 A
	OR				
0361	DEPUTY SHERIFF	3	3	3	37.5 A
0363	COUNTRY DEPUTY SHERIFF	8	8	8	239
	CLASSIFIED POSITIONS				
2302	ADMINISTRATIVE ASSISTANT III				44 A
	OR				
2303	ADMINISTRATIVE ASSISTANT II	1	1	1	42 A
2304	ADMINISTRATIVE ASSISTANT I				38.5 A
	OR				
2306	ADMINISTRATIVE TRAINEE	1	1	2	34.5 A
2306	ADMINISTRATIVE TRAINEE		1		34.5 A
2306	ADMINISTRATIVE TRAINEE				34.5 A
	OR				
2314	ASSISTANT PERSONNEL OFFICER			1	38.5 A
2314	ASSISTANT PERSONNEL OFFICER		1		38.5 A

COUNTY OF SAN DIEGO FINAL BUDGET  
1970-1971  
SCHEDULE OF POSITIONS

## BUDGET UNIT - 3000 SHERIFF

CLASS NO.	TITLE	NUMBER OF AUTHORIZED POSITIONS			RANGE AND STEP OR FOOTNOTE	
		CURRENT 1969-70	RECOMMENDED 1970-71	APPROVED 1970-71		
2401	ACCOUNTANT				38	C
	OR					
2500	JUNIOR ACCOUNTANT			1	34.5	C
2500	JUNIOR ACCOUNTANT	1	1		34.5	C
2510	SENIOR ACCOUNT CLERK	2	3	3	30	A
2650	STOCK CLERK	1	1	1	29	A
2660	STOREKEEPER I	1	1	1	31.5	A
2700	INTERMEDIATE CLERK				26	A
	OR					
2705	INTERMEDIATE TYPIST	49	71	67	26	A
2715	JUNIOR TYPIST	4	9	8	22	A
2725	PRINCIPAL CLERK	1	2	2	35	A
2730	SENIOR CLERK				30	A
	OR					
2740	SENIOR TYPIST	29	50	49	30	A
2745	SUPERVISING CLERK	2	1	1	33	A
2760	INTERMEDIATE STENOGRAPHER	11	11	11	27.5	A
2770	SENIOR STENOGRAPHER	3	3	3	30.5	A
2801	COMMUNICATIONS DISPATCHER	14	14	10	31	A
2810	TELEPHONE OPERATOR AND INFORMATION CLERK	6	5	5	25.5	A
2815	TELEPHONE SUPERVISOR		1	1	30.5	A
4460	FOOD SERVICES MANAGER	1	1	1	36	A
5026	ASSISTANT TRANSPORTATION OFFICER	1	1	1	29.5	A
5030	CHAPLAIN	1	1	1	36	C
5050	CORRECTIONAL COUNSELOR		1	1	38.5	C
5601	COUNTY AID II				25.5	A
	OR					
5602	COUNTY AID I			2	22	A
5706	ASSISTANT RANGE MASTER		1	1	31.5	A
5710	CHIEF DEPUTY SHERIFF	2	2	2	48.5	A
5738	CRIME LABORATORY ANALYST	2	2	2	38.5	A
5739	CRIMINALIST	1	1	1	43	A
5745	DEPUTY SHERIFF	328	366	357	37.5	A
5747	DEPUTY SHERIFF MATRON	18	14	14	36.5	A
5750	IDENTIFICATION TECHNICIAN	3	3		27	A
5760	POLYGRAPH EXAMINER	1	1	1	40	A
5765	SENIOR DEPUTY SHERIFF MATRON		5	5	37.5	A
5770	SHERIFFS BAILIFF	11	12	12	33.5	A
5774	SHERIFFS CADET	18	17	17	26.5	A
5775	SHERIFFS CAPTAIN	6	7	6	46.5	A
5778	SHERIFFS INSPECTOR			2	48.5	A
5780	SHERIFFS LIEUTENANT	18	24	21	43.5	A
5785	SHERIFFS PROPERTY INVESTIGATOR	2	2	2	32.5	A
5786	SHERIFFS SENIOR PROPERTY INVESTIGATOR	1	1	1	34.5	A
5790	SHERIFFS SERGEANT	50	55	52	40.5	A



COUNTY OF SAN DIEGO FINAL BUDGET  
1970-1971  
SCHEDULE OF POSITIONS

**BUDGET UNIT - 3000 SHERIFF**

CLASS NO.	TITLE	NUMBER OF AUTHORIZED POSITIONS			RANGE AND STEP OR FOOTNOTE
		CURRENT 1969-70	RECOMMENDED 1970-71	APPROVED 1970-71	
5793	SUPERVISING DEPUTY SHERIFF MATRON	1	1	1	39.5 A
6405	CHEF	3	4	4	32.5 A
6410	COOK II	1	1	1	29.5 A
6510	LAUNDRY FOREMAN	1	1	1	31 A
7530	SUPERVISING SEAMSTRESS	1	1	1	24.5 A
7541	UTILITYMAN I	1			31 A
8000	COUNTY SERVICE AID II		2		23.5 A
8008	SHERIFFS INSPECTOR		2		46.5 A
8020	CORR COUNSEL-FEMALE	1			
9999	TEMPORARY AND SEASONAL EMPLOYEES	81	81	81	202
		<b>693*</b>	<b>800*</b>	<b>771*</b>	

**BUDGET UNIT - 3120 SAN DIEGO MARSHAL**

CLASS NO.	TITLE	NUMBER OF AUTHORIZED POSITIONS			RANGE AND STEP OR FOOTNOTE
		CURRENT 1969-70	RECOMMENDED 1970-71	APPROVED 1970-71	
<b>STATUTORY POSITIONS</b>					
0621	MARSHAL OF SAN DIEGO	1	1	1	260
0623	ASSISTANT MARSHAL	2	2	2	257
0624	DEPUTY MARSHAL, CAPTAIN		1	1	224
0625	DEPUTY MARSHAL, LIEUTENANT	3	3	3	258
0627	DEPUTY MARSHAL, SERGEANT	12	12	12	261
0628	DEPUTY MARSHAL, CADET		2	2	259
0629	DEPUTY MARSHAL, FEMALE	1	1	1	240
0632	DEPUTY MARSHAL	84	90	90	240
0635	DEPUTY MARSHAL, STENOGRAPHER	11	11	11	262
0636	DEPUTY MARSHAL, CLERK	7	9	9	242
0637	CLERK-INTERPRETER	2	2	2	263
0638	DEPUTY MARSHAL, MATRON	3	3	3	243
<b>CLASSIFIED POSITIONS</b>					
8026	DEPUTY MARSHAL, CAPTAIN	1			
8027	DEPUTY MARSHAL, CADET	2			
		<b>129*</b>	<b>137*</b>	<b>137*</b>	

**BUDGET UNIT - 3300 SAN DIEGO COUNTY HONOR CAMPS**

CLASS NO.	TITLE	NUMBER OF AUTHORIZED POSITIONS			RANGE AND STEP OR FOOTNOTE
		CURRENT 1969-70	RECOMMENDED 1970-71	APPROVED 1970-71	
<b>CLASSIFIED POSITIONS</b>					
2127	DIRECTOR OF HONOR CAMPS	1	1	1	47.5 C
2214	ASSISTANT DIRECTOR OF HONOR CAMPS	1	1	1	44 C
2493	INTERMEDIATE ACCOUNT CLERK	1	1	1	27 A
2510	SENIOR ACCOUNT CLERK	1	1	1	30 A
2700	INTERMEDIATE CLERK	1	1	1	26 A
2715	JUNIOR TYPIST		1	1	22 A

COUNTY OF SAN DIEGO FINAL BUDGET  
1970-1971  
SCHEDULE OF POSITIONS

BUDGET UNIT - 3300 SAN DIEGO COUNTY HONOR CAMPS

CLASS NO.	TITLE	NUMBER OF AUTHORIZED POSITIONS			RANGE AND STEP OR FOOTNOTE
		CURRENT 1969-70	RECOMMENDED 1970-71	APPROVED 1970-71	
2745	SUPERVISING CLERK	1	1	1	33 A
2760	INTERMEDIATE STENOGRAPHER	1	1	1	27.5 A
2770	SENIOR STENOGRAPHER	1	1	1	30.5 A
4460	FOOD SERVICES MANAGER	1	1	1	36 A
4923	EDUCATIONAL COORDINATOR		1	1	40 C
5000	ASSISTANT CORRECTIONAL OFFICER OR				31 A
5055	CORRECTIONAL OFFICER	59	61	61	35 A
5005	ASSISTANT HONOR CAMP SUPERINTENDENT	11	11	11	39 A
5026	ASSISTANT TRANSPORTATION OFFICER		6	6	29.5 A
5030	CHAPLAIN	1	1	1	36 C
5045	CLINICAL PSYCHOLOGIST	2	2	2	43 C
5050	CORRECTIONAL COUNSELOR OR				38.5 C
5073	JUNIOR CORRECTIONAL COUNSELOR	5	6	6	35.5 A
5058	CORRECTIONAL PROGRAM ASSISTANT	1	1	1	38.5 A
5063	CROFTON HOUSE SUPERVISOR	1	1	1	38.5 C
5070	HONOR CAMP SUPERINTENDENT	6	8	8	42 A
5883	ASSISTANT CAMP CONSTRUCTION SUPERVISOR	2	2	2	38 A
5900	CAMP CONSTRUCTION SUPERVISOR	1	1	1	41 A
6010	POWDERMAN	2	2	2	34 A
6015	ROAD CONSTRUCTION SUPERVISOR	1			38.5 A
6019	ROAD FOREMAN II		1	1	40 A
6020	ROAD FOREMAN I	1	1	1	38 A
6030	EQUIPMENT OPERATOR III	2	2	2	36 A
6031	EQUIPMENT OPERATOR II	2	2	2	35 A
6110	EQUIPMENT MECHANIC	2	2	2	36.5 C
6130	EQUIPMENT SHOP FOREMAN	1	1	1	38.5 A
6405	CHEF	7	8	8	32.5 A
7050	HOUSEKEEPER, CROFTON HOUSE	1	1	1	29.5 A
8023	EDUC COUNSELOR	1			
9999	TEMPORARY AND SEASONAL EMPLOYEES	34	51	51	202
		152*	182*	182*	

BUDGET UNIT - 3400 PROBATION DEPARTMENT, RANCHO DEL CAMPO

CLASS NO.	TITLE	NUMBER OF AUTHORIZED POSITIONS			RANGE AND STEP OR FOOTNOTE
		CURRENT 1969-70	RECOMMENDED 1970-71	APPROVED 1970-71	
UNCLASSIFIED POSITIONS					
0830	STUDENT VOLUNTEERS		16	16	244
0840	VOLUNTEER STAFF MEMBER		30	30	244
CLASSIFIED POSITIONS					
2705	INTERMEDIATE TYPIST	2	2	2	26 A
2730	SENIOR CLERK	1	1	1	30 A
4928	PROBATION CAMP ATTENDANT		5	5	26.5 A

COUNTY OF SAN DIEGO FINAL BUDGET  
1970-1971  
SCHEDULE OF POSITIONS

BUDGET UNIT - 3400 PROBATION DEPARTMENT, RANCHO DEL CAMPO

CLASS NO.	TITLE	NUMBER OF AUTHORIZED POSITIONS			RANGE AND STEP OR FOOTNOTE
		CURRENT 1969-70	RECOMMENDED 1970-71	APPROVED 1970-71	
5016	ASSISTANT SUPERINTENDENT, INSTITUTIONAL SERVICES I	1	1	1	44.5 A
5065	DEPUTY PROBATION OFFICER II	8	20		38.5 A
5065	DEPUTY PROBATION OFFICER II				38.5 A
	OR				
5066	DEPUTY PROBATION OFFICER I			17	34.5 A
5066	DEPUTY PROBATION OFFICER I	6			34.5 A
5074	PROBATION ASSISTANT			2	31 A
5077	PROBATION CAMP ATTENDANT	3			25 A
5090	SENIOR PROBATION OFFICER	3	3	3	40.5 A
5096	SUPERINTENDENT, INSTITUTIONAL SERVICES I	1	1	1	46 A
5115	SUPERVISING PROBATION OFFICER	3	4	3	42.5 A
6405	CHEF	1	1	1	32.5 A
6410	COOK II	3	3	3	29.5 A
7540	UTILITYMAN II	1	1	1	32 A
9999	TEMPORARY AND SEASONAL EMPLOYEES	10	10	10	202
		43*	98*	96*	

BUDGET UNIT - 3410 PROBATION DEPARTMENT, JUVENILE HALL

CLASS NO.	TITLE	NUMBER OF AUTHORIZED POSITIONS			RANGE AND STEP OR FOOTNOTE
		CURRENT 1969-70	RECOMMENDED 1970-71	APPROVED 1970-71	
	CLASSIFIED POSITIONS				
2660	STOREKEEPER I	1	1	1	31.5 A
2700	INTERMEDIATE CLERK				26 A
	OR				
2705	INTERMEDIATE TYPIST	12	12	12	26 A
2730	SENIOR CLERK				30 A
	OR				
2740	SENIOR TYPIST	1	1	1	30 A
2745	SUPERVISING CLERK	1	1	1	33 A
2770	SENIOR STENOGRAPHER	1	1	1	30.5 A
5015	ASSISTANT SUPERINTENDENT, INSTITUTIONAL SERVICES II	1	1	1	45 A
5065	DEPUTY PROBATION OFFICER II	36			38.5 A
5065	DEPUTY PROBATION OFFICER II				38.5 A
	OR				
5066	DEPUTY PROBATION OFFICER I		82	85	34.5 A
5066	DEPUTY PROBATION OFFICER I	58	3	6	34.5 A
5074	PROBATION ASSISTANT		12	6	31 A
5090	SENIOR PROBATION OFFICER	10	10	10	40.5 A
5095	SUPERINTENDENT, INSTITUTIONAL SERVICES II	1	1	1	46.5 A
5115	SUPERVISING PROBATION OFFICER	5	6	6	42.5 A
6405	CHEF	1	1	1	32.5 A
6410	COOK II	5	5	5	29.5 A
6411	COOK I	2	2	2	27.5 A
7530	SUPERVISING SEAMSTRESS	1	1	1	24.5 A

COUNTY OF SAN DIEGO FINAL BUDGET  
1970-1971  
SCHEDULE OF POSITIONS

BUDGET UNIT - 3410 PROBATION DEPARTMENT, JUVENILE HALL

CLASS NO.	TITLE	NUMBER OF AUTHORIZED POSITIONS			RANGE AND STEP OR FOOTNOTE
		CURRENT 1969-70	RECOMMENDED 1970-71	APPROVED 1970-71	
9999	TEMPORARY AND SEASONAL EMPLOYEES	20	20	20	202
		156*	160*	160*	

BUDGET UNIT - 3420 PROBATION DEPARTMENT, LAS COLINAS

CLASS NO.	TITLE	NUMBER OF AUTHORIZED POSITIONS			RANGE AND STEP OR FOOTNOTE
		CURRENT 1969-70	RECOMMENDED 1970-71	APPROVED 1970-71	
UNCLASSIFIED POSITIONS					
0830	STUDENT VOLUNTEERS		20	20	244
0840	VOLUNTEER STAFF MEMBER		75	75	244
CLASSIFIED POSITIONS					
2700	INTERMEDIATE CLERK OR				26 A
2705	INTERMEDIATE TYPIST	3	5	5	26 A
2730	SENIOR CLERK	1	1	1	30 A
5016	ASSISTANT SUPERINTENDENT, INSTITUTIONAL SERVICES I	1	1	1	44.5 A
5045	CLINICAL PSYCHOLOGIST	2	2	2	43 C
5065	DEPUTY PROBATION OFFICER II	12	12		38.5 A
5065	DEPUTY PROBATION OFFICER II OR				38.5 A
5066	DEPUTY PROBATION OFFICER I			21	34.5 A
5066	DEPUTY PROBATION OFFICER I	8	9		34.5 A
5072	HOUSEMOTHER	5	5	5	27.5 A
5090	SENIOR PROBATION OFFICER	2	2	2	40.5 A
5096	SUPERINTENDENT, INSTITUTIONAL SERVICES I	1	1	1	46 A
5115	SUPERVISING PROBATION OFFICER	4	4	4	42.5 A
6405	CHEF	1	1	1	32.5 A
6410	COOK II	3	3	3	29.5 A
6415	FOOD SERVICES WORKER	1	1	1	21 A
7530	SUPERVISING SEAMSTRESS	1	1	1	24.5 A
9999	TEMPORARY AND SEASONAL EMPLOYEES	9	10	9	202
		54*	153*	152*	

BUDGET UNIT - 3430 PROBATION DEPARTMENT

CLASS NO.	TITLE	NUMBER OF AUTHORIZED POSITIONS			RANGE AND STEP OR FOOTNOTE
		CURRENT 1969-70	RECOMMENDED 1970-71	APPROVED 1970-71	
UNCLASSIFIED POSITIONS					
0914	PSYCHOLOGY INTERN	3	3	3	244
0920	JUVENILE ESCORT, GUARD OR MATRON	6	6	6	245
CLASSIFIED POSITIONS					
2157	PROBATION OFFICER	1	1	1	53.5 C
2250	CHIEF ASSISTANT PROBATION OFFICER	1	1	1	49.5 A
2303	ADMINISTRATIVE ASSISTANT II		1	1	42 A
2304	ADMINISTRATIVE ASSISTANT I OR				38.5 A
2306	ADMINISTRATIVE TRAINEE	1	1	1	34.5 A

COUNTY OF SAN DIEGO FINAL BUDGET  
1970-1971  
SCHEDULE OF POSITIONS

215

BUDGET UNIT - 3430 PROBATION DEPARTMENT

CLASS NO.	TITLE	NUMBER OF AUTHORIZED POSITIONS			RANGE AND STEP OR FOOTNOTE
		CURRENT 1969-70	RECOMMENDED 1970-71	APPROVED 1970-71	
2329	DEPARTMENTAL PERSONNEL OFFICER	1	1	1	43 A
2330	EXECUTIVE ASSISTANT	1	1	1	46 A
2341	RESEARCH ANALYST II				42 A
	OR				
2342	RESEARCH ANALYST I	1	2	2	38.5 A
2401	ACCOUNTANT				38 C
	OR				
2500	JUNIOR ACCOUNTANT			1	34.5 C
2452	CHIEF, PROBATION ACCOUNTING	1	1	1	43 A
2493	INTERMEDIATE ACCOUNT CLERK	5	6	6	27 A
2500	JUNIOR ACCOUNTANT	1	1		34.5 C
2510	SENIOR ACCOUNT CLERK	3	3	3	30 A
2650	STOCK CLERK	1	1	1	29 A
2660	STOREKEEPER I	1	1	1	31.5 A
2700	INTERMEDIATE CLERK				26 A
	OR				
2705	INTERMEDIATE TYPIST	131	152	150	26 A
2710	JUNIOR CLERK				22 A
	OR				
2715	JUNIOR TYPIST	12	9	9	22 A
2725	PRINCIPAL CLERK		1	1	35 A
2730	SENIOR CLERK				30 A
	OR				
2740	SENIOR TYPIST	8	11	11	30 A
2745	SUPERVISING CLERK	3	3	3	33 A
2760	INTERMEDIATE STENOGRAPHER	15	18	17	27.5 A
2770	SENIOR STENOGRAPHER	2	2	3	30.5 A
2810	TELEPHONE OPERATOR AND INFORMATION CLERK	3	3	3	25.5 A
4195	PSYCHIATRIST II				55 C
	OR				
4196	PSYCHIATRIST I	3	3	3	53 C
4460	FOOD SERVICES MANAGER		1	1	36 A
5026	ASSISTANT TRANSPORTATION OFFICER	5	5	5	29.5 A
5031	CHAPLAIN-COORDINATOR			1	40.5 C
5032	CHAPLAIN-INSTRUCTOR	1	1		41 A
5035	CHIEF CLINICAL PSYCHOLOGIST	1	1	1	45.5 C
5040	CHIEF, JUVENILE TRAFFIC	1	1	1	44.5 A
5045	CLINICAL PSYCHOLOGIST	6	7	7	43 C
5065	DEPUTY PROBATION OFFICER II				38.5 A
	OR				
5066	DEPUTY PROBATION OFFICER I	266	294	291	34.5 A
5081	PROBATION DIRECTOR	3	3	3	48.5 A
5083	PROBATION DIVISION CHIEF	7	8	8	45 A
5087	SENIOR CLINICAL PSYCHOLOGIST	1	1	1	44 C
5090	SENIOR PROBATION OFFICER	72	83	81	40.5 A

COUNTY OF SAN DIEGO FINAL BUDGET  
1970-1971  
SCHEDULE OF POSITIONS

## BUDGET UNIT - 3430 PROBATION DEPARTMENT

CLASS NO.	TITLE	NUMBER OF AUTHORIZED POSITIONS			RANGE AND STEP OR FOOTNOTE
		CURRENT 1969-70	RECOMMENDED 1970-71	APPROVED 1970-71	
5115	SUPERVISING PROBATION OFFICER	63	69	69	42.5 A
5120	TRANSPORTATION OFFICER	1	1	1	31.5 A
5123	VOLUNTEER SERVICES COORDINATOR		1	1	42.5 A
5125	WORK PROJECT OFFICER	4	8	8	29.5 A
5275	STAFF DEVELOPMENT SUPERVISOR	1	1	1	45.5 A
5601	COUNTY AID II				25.5 A
	OR				
5602	COUNTY AID I			5	22 A
8000	COUNTY SERVICE AID II		5		21.5 E
9999	TEMPORARY AND SEASONAL EMPLOYEES	26	47	46	202
		662*	769*	761*	

## BUDGET UNIT - 3480 PROBATION DEPARTMENT, HILLCREST

CLASS NO.	TITLE	NUMBER OF AUTHORIZED POSITIONS			RANGE AND STEP OR FOOTNOTE
		CURRENT 1969-70	RECOMMENDED 1970-71	APPROVED 1970-71	
	UNCLASSIFIED POSITIONS				
0830	STUDENT VOLUNTEERS		25	25	244
0840	VOLUNTEER STAFF MEMBER		75	75	244
	CLASSIFIED POSITIONS				
2510	SENIOR ACCOUNT CLERK	1	1	1	30 A
2700	INTERMEDIATE CLERK				26 A
	OR				
2705	INTERMEDIATE TYPIST	1	3	3	26 A
2715	JUNIOR TYPIST	2			22 A
2760	INTERMEDIATE STENOGRAPHER	1	1	1	27.5 A
5016	ASSISTANT SUPERINTENDENT, INSTITUTIONAL SERVICES I	1	1	1	44.5 A
5065	DEPUTY PROBATION OFFICER II	5	5		38.5 A
5065	DEPUTY PROBATION OFFICER II				38.5 A
	OR				
5066	DEPUTY PROBATION OFFICER I			17	34.5 A
5066	DEPUTY PROBATION OFFICER I	11	12		34.5 A
5072	HOUSEMOTHER	19	19	19	27.5 A
5089	SENIOR HOUSEMOTHER	4	4	4	29 A
5090	SENIOR PROBATION OFFICER		1	1	40.5
5096	SUPERINTENDENT, INSTITUTIONAL SERVICES I	1	1	1	46 A
5115	SUPERVISING PROBATION OFFICER	5	5	5	42.5 A
5601	COUNTY AID II				25.5 A
	OR				
5602	COUNTY AID I			1	22 A
6405	CHEF	1	1	1	32.5 A
6410	COOK II	3	3	3	29.5 A
6415	FOOD SERVICES WORKER	4	4	4	21 A
7520	SEAMSTRESS	1	1	1	22 A
8000	COUNTY SERVICE AID II		1		23.5 A

COUNTY OF SAN DIEGO FINAL BUDGET  
1970-1971  
SCHEDULE OF POSITIONS

BUDGET UNIT - 3480 PROBATION DEPARTMENT, HILLCREST

CLASS NO.	TITLE	NUMBER OF AUTHORIZED POSITIONS			RANGE AND STEP OR FOOTNOTE
		CURRENT 1969-70	RECOMMENDED 1970-71	APPROVED 1970-71	
9999	TEMPORARY AND SEASONAL EMPLOYEES	12	12	12	202
		72*	175*	175*	

BUDGET UNIT - 3800 OFFICE OF SENIOR CITIZENS AFFAIRS

CLASS NO.	TITLE	NUMBER OF AUTHORIZED POSITIONS			RANGE AND STEP OR FOOTNOTE
		CURRENT 1969-70	RECOMMENDED 1970-71	APPROVED 1970-71	
CLASSIFIED POSITIONS					
8140	DIRECTOR				
8141	STAFF ASSISTANT				
8142	CLERK				
		*	*	*	

BUDGET UNIT - 4100 DEPARTMENT OF AGRICULTURE

CLASS NO.	TITLE	NUMBER OF AUTHORIZED POSITIONS			RANGE AND STEP OR FOOTNOTE
		CURRENT 1969-70	RECOMMENDED 1970-71	APPROVED 1970-71	
CLASSIFIED POSITIONS					
2103	AGRICULTURAL COMMISSIONER	1	1	1	50 C
2200	ASSISTANT AGRICULTURAL COMMISSIONER	1	1	1	44.5 A
2493	INTERMEDIATE ACCOUNT CLERK	1	1	1	27 A
2700	INTERMEDIATE CLERK				26 A
	OR				
2705	INTERMEDIATE TYPIST	7	7	7	26 A
2730	SENIOR CLERK				30 A
	OR				
2740	SENIOR TYPIST	1	1	1	30 A
2745	SUPERVISING CLERK	1	1	1	33 A
2760	INTERMEDIATE STENOGRAPHER	1	1	1	27.5 A
2770	SENIOR STENOGRAPHER	1	1	1	30.5 A
5391	AGRICULTURAL BIOLOGIST TRAINEE				34 A
	OR				
5390	AGRICULTURAL BIOLOGIST				37 A
	OR				
5395	ASSISTANT AGRICULTURAL BIOLOGIST			24	36 A
5398	AGRICULTURAL FIELD ASSISTANT	6	7	7	31 A
5400	AGRICULTURAL INSPECTOR				33 C
	OR				
5425	SENIOR AGRICULTURAL INSPECTOR	6	6		35 C
5407	DEPUTY AGRICULTURAL COMMISSIONER	8	9	9	39.5 A
5415	NATURAL RESOURCES SPECIALIST	1	1	1	39.5 A
5420	PLANT PATHOLOGIST	1	1	1	39.5 A
5425	SENIOR AGRICULTURAL INSPECTOR	18	18		35 C
5428	SENIOR DEPUTY AGRICULTURAL COMMISSIONER	2	2	2	42.5 A
9999	TEMPORARY AND SEASONAL EMPLOYEES	17	17	17	202
		73*	75*	75*	

COUNTY OF SAN DIEGO FINAL BUDGET  
1970-1971  
SCHEDULE OF POSITIONS

BUDGET UNIT - 4250 DEPARTMENT OF BUILDING INSPECTION

CLASS NO.	TITLE	NUMBER OF CURRENT 1969-70	OF AUTHORIZED RECOMMENDED 1970-71	POSITIONS APPROVED 1970-71	RANGE AND STEP OR FOOTNOTE
UNCLASSIFIED POSITIONS					
0420	APPOINTIVE MEMBER, BOARD OF ELECTRICAL EXAMINERS		2	2	246
0430	APPOINTIVE MEMBER, BOARD OF PLUMBING EXAMINERS		2	2	246
CLASSIFIED POSITIONS					
2119	DIRECTOR OF BUILDING INSPECTION			1	51 C
2210	ASSISTANT DIRECTOR OF BUILDING INSPECTION			1	47.5 C
2700	INTERMEDIATE CLERK				26 A
	OR				
2705	INTERMEDIATE TYPIST		3	3	26 A
2710	JUNIOR CLERK				22 A
	OR				
2715	JUNIOR TYPIST		2	2	22 A
2730	SENIOR CLERK		1	1	30 A
2770	SENIOR STENOGRAPHER		1	1	30.5 A
2810	TELEPHONE OPERATOR AND INFORMATION CLERK		1	1	25.5 A
3615	ASSISTANT CIVIL ENGINEER		2	2	41 C
3635	ASSOCIATE CIVIL ENGINEER		2	2	44 C
3656	ASSISTANT DIRECTOR OF BUILDING INSPECTION		1		47.5 A
3660	BUILDING INSPECTOR		22	22	39.5 A
3673	CHIEF ELECTRICAL INSPECTOR		1	1	41.5 A
3675	CONTROLS SUPERVISOR		1	1	41 A
3677	ELECTRICAL SPECIALIST		1	1	40.5 A
3678	CHIEF PLUMBING INSPECTOR		1	1	41.5 A
3695	JUNIOR CIVIL ENGINEER		1	1	38 C
3699	PLUMBING SPECIALIST		1	1	40.5 A
3715	SENIOR BUILDING INSPECTOR		2	2	41.5 A
3720	SENIOR CIVIL ENGINEER		2	2	47 C
3790	BUILDING INSPECTION AID II		5	5	36 A
3791	BUILDING INSPECTION AID I		2	2	31.5 A
8130	DIRECTOR OF BUILDING INSPECTION		1		50 C
9999	TEMPORARY AND SEASONAL EMPLOYEES		7	7	202
			*	64*	64*

BUDGET UNIT - 4300 COUNTY VETERINARIAN

CLASS NO.	TITLE	NUMBER OF CURRENT 1969-70	OF AUTHORIZED RECOMMENDED 1970-71	POSITIONS APPROVED 1970-71	RANGE AND STEP OR FOOTNOTE
CLASSIFIED POSITIONS					
2120	COUNTY VETERINARIAN	1	1	1	47 C
2493	INTERMEDIATE ACCOUNT CLERK	2	2	2	27 A
2510	SENIOR ACCOUNT CLERK	1	1	1	30 A
2710	JUNIOR CLERK				22 A
	OR				
2715	JUNIOR TYPIST	1	2	2	22 A
2760	INTERMEDIATE STENOGRAPHER	1	1	1	27.5 A



COUNTY OF SAN DIEGO FINAL BUDGET  
1970-1971  
SCHEDULE OF POSITIONS

**BUDGET UNIT - 4300 COUNTY VETERINARIAN**

CLASS NO.	TITLE	NUMBER OF AUTHORIZED POSITIONS			RANGE AND STEP OR FOOTNOTE
		CURRENT 1969-70	RECOMMENDED 1970-71	APPROVED 1970-71	
2765	JUNIOR STENOGRAPHER	1	1	1	23.5 A
4210	ASSOCIATE VETERINARY PATHOLOGIST	1	1	1	43.5 A
4220	SUPERVISING VETERINARIAN	1	1	1	44.5 A
4222	SUPERVISING VETERINARY LABORATORY TECHNICIAN	1	1	1	35 C
4225	VETERINARIAN	1	1	1	41.5 A
4230	VETERINARY PATHOLOGIST	1	1	1	44.5 A
4318	HISTOLOGY TECHNICIAN	1	1	1	33 A
4325	LABORATORY AID				22 A
	OR				
4330	LABORATORY ASSISTANT	1	1	1	25 A
5701	ANIMAL REGULATION SUPERVISOR	1	1	1	37.5 A
5702	ANIMAL REGULATION OFFICER III	2	2	2	33.5 A
5703	ANIMAL REGULATION OFFICER II	11	13	12	31.5 A
5704	ANIMAL REGULATION OFFICER I	2	2	2	27.5 A
9999	TEMPORARY AND SEASONAL EMPLOYEES	7	7	7	202
		<b>37*</b>	<b>40*</b>	<b>39*</b>	

**BUDGET UNIT - 4400 SEALER OF WEIGHTS AND MEASURES**

CLASS NO.	TITLE	NUMBER OF AUTHORIZED POSITIONS			RANGE AND STEP OR FOOTNOTE
		CURRENT 1969-70	RECOMMENDED 1970-71	APPROVED 1970-71	
	<b>CLASSIFIED POSITIONS</b>				
2166	SEALER OF WEIGHTS AND MEASURES	1	1	1	45 C
2740	SENIOR TYPIST	1	1	1	30 A
5450	CHIEF DEPUTY SEALER OF WEIGHTS AND MEASURES	1	1	1	37 A
5455	DEPUTY SEALER OF WEIGHTS AND MEASURES	8	9	9	34 A
9999	TEMPORARY AND SEASONAL EMPLOYEES	4	4	4	202
		<b>15*</b>	<b>16*</b>	<b>16*</b>	

**BUDGET UNIT - 4460 LOCAL AGENCY FORMATION COMMISSION**

CLASS NO.	TITLE	NUMBER OF AUTHORIZED POSITIONS			RANGE AND STEP OR FOOTNOTE
		CURRENT 1969-70	RECOMMENDED 1970-71	APPROVED 1970-71	
	<b>UNCLASSIFIED POSITIONS</b>				
0455	MEMBERS, LOCAL AGENCY FORMATION COMMISSION	3	3	3	204
0460	ALTERNATE MEMBER, LOCAL AGENCY FORMATION COMMISSION	1	1	1	204
	<b>CLASSIFIED POSITIONS</b>				
2306	ADMINISTRATIVE TRAINEE		1		34.5 A
2306	ADMINISTRATION TRAINEE				34.5 A
	OR				
2310	ASSISTANT ADMINISTRATIVE ANALYST			1	38.5 A
2320	ASSOCIATE ADMINISTRATIVE ANALYST	1	1	1	42 A
2715	JUNIOR TYPIST		1	1	22 A
9999	TEMPORARY AND SEASONAL EMPLOYEES		2	2	202
		<b>5*</b>	<b>7*</b>	<b>9*</b>	

COUNTY OF SAN DIEGO FINAL BUDGET  
1970-1971  
SCHEDULE OF POSITIONS

## BUDGET UNIT - 4500 RECORDER

CLASS NO.	TITLE	NUMBER OF AUTHORIZED POSITIONS			RANGE AND STEP OR FOOTNOTE
		CURRENT 1969-70	RECOMMENDED 1970-71	APPROVED 1970-71	
UNCLASSIFIED POSITIONS					
0150	RECORDER	1	1	1	247
0250	CHIEF DEPUTY COUNTY RECORDER	1	1	1	44 E
CLASSIFIED POSITIONS					
2700	INTERMEDIATE CLERK OR				26 A
2705	INTERMEDIATE TYPIST	9	9	9	26 A
2710	JUNIOR CLERK OR				22 A
2715	JUNIOR TYPIST	3	3	3	22 A
2730	SENIOR CLERK	3	3	3	30 A
2745	SUPERVISING CLERK	2	2	2	33 A
2760	INTERMEDIATE STENOGRAPHER	1	1	1	27.5 A
3015	CHIEF, RECORDING SERVICES	1	1	1	37 A
3024	INDEX CLERK	3	4	4	28.5 A
3071	SENIOR INDEX CLERK	1	1	1	30.5 A
3075	SENIOR TABULATING OPERATOR	1			32.5 A
3085	TABULATING OPERATOR	2			30.5 A
3088	TRANSFER TAX CLERK	1	1	1	31 A
9999	TEMPORARY AND SEASONAL EMPLOYEES	7	7	7	202
		36*	34*	34*	

## BUDGET UNIT - 4610 CORONER

CLASS NO.	TITLE	NUMBER OF AUTHORIZED POSITIONS			RANGE AND STEP OR FOOTNOTE
		CURRENT 1969-70	RECOMMENDED 1970-71	APPROVED 1970-71	
CLASSIFIED POSITIONS					
2111	CORONER	1	1	1	49 C
2255	CHIEF DEPUTY CORONER	1	1	1	43.5 A
2493	INTERMEDIATE ACCOUNT CLERK	1	1	1	27 A
2705	INTERMEDIATE TYPIST	4	4	4	26 A
2720	MEDICAL TYPIST	1	1	1	26 A
2740	SENIOR TYPIST	1	1	1	30 A
4305	ASSISTANT TOXICOLOGIST	5	5	5	39.5 A
4316	CHIEF TOXICOLOGIST	1	1	1	45.5 A
4318	HISTOLOGY TECHNICIAN	1	1	1	33 A
4325	LABORATORY AID	1	1	1	22 A
4800	CHIEF EMBALMER	1	1	1	38.5 A
4819	EMBALMER III	2	2	2	36 A
4820	EMBALMER II OR				34.5 C
4821	EMBALMER I	6	6	6	32.5 C
5740	DEPUTY CORONER	8	8	8	38.5 A
9999	TEMPORARY AND SEASONAL EMPLOYEES	4	4	4	202
		38*	38*	38*	

COUNTY OF SAN DIEGO FINAL BUDGET  
1970-1971  
SCHEDULE OF POSITIONS

321

BUDGET UNIT - 4620 PUBLIC ADMINISTRATOR

CLASS NO.	TITLE	NUMBER OF AUTHORIZED POSITIONS			RANGE AND STEP OR FOOTNOTE
		CURRENT 1969-70	RECOMMENDED 1970-71	APPROVED 1970-71	
CLASSIFIED POSITIONS					
2158	PUBLIC ADMINISTRATOR	1	1	1	47 C
2232	ASSISTANT PUBLIC ADMINISTRATOR	1	1	1	42 A
2493	INTERMEDIATE ACCOUNT CLERK	2	2	2	27 A
2505	SENIOR ACCOUNTANT	1	1	1	41.5 A
2510	SENIOR ACCOUNT CLERK	2	3	3	30 A
2670	WAREHOUSEMAN	2	2	2	29 A
2705	INTERMEDIATE TYPIST	2	3	2	26 A
2760	INTERMEDIATE STENOGRAPHER	3	3	3	27.5 A
2770	SENIOR STENOGRAPHER	1	1	1	30.5 A
2905	LEGAL STENOGRAPHER	1	1	1	31 A
5260	SENIOR SOCIAL WORKER				38.5 A
	OR				
5265	SOCIAL WORKER			3	35.5 A
5265	SOCIAL WORKER	2	3		35.5 A
5540	PROPERTY AGENT	1	1	1	38 A
5605	ESTATE INVESTIGATOR	3	3		36 A
5605	ESTATE INVESTIGATOR				36 A
	OR				
5617	JUNIOR ESTATE INVESTIGATOR			4	33 A
5617	JUNIOR ESTATE INVESTIGATOR	1	1		33 A
5626	SENIOR ESTATE INVESTIGATOR	1	1	1	38 A
5640	SUPERVISOR OF GUARDIANSHIP ESTATES	1	1	1	40 A
9999	TEMPORARY AND SEASONAL EMPLOYEES	7	7	7	202
		32*	35*	34*	

BUDGET UNIT - 4700 COUNTY CIVIL DEFENSE AND DISASTER ORGANIZATION

CLASS NO.	TITLE	NUMBER OF AUTHORIZED POSITIONS			RANGE AND STEP OR FOOTNOTE
		CURRENT 1969-70	RECOMMENDED 1970-71	APPROVED 1970-71	
CLASSIFIED POSITIONS					
2650	STOCK CLERK	2	1	1	29 A
2660	STOREKEEPER I		1	1	31.5 A
2700	INTERMEDIATE CLERK				26 A
	OR				
2705	INTERMEDIATE TYPIST	1	1	3	26 A
2705	INTERMEDIATE TYPIST	2	2		26 A
2740	SENIOR TYPIST	1	1	1	30 A
5860	ASSISTANT ADMINISTRATIVE OFFICER FOR CIVIL DEFENSE AND DISASTER	1	1	1	47.5 A
5879	CIVIL DEFENSE AND DISASTER COORDINATOR	6	6	6	41 A
9999	TEMPORARY AND SEASONAL EMPLOYEES	10	10	10	202
		23*	23*	23*	

BUDGET UNIT - 4900 PLANNING DEPARTMENT

CLASS NO.	TITLE	NUMBER OF AUTHORIZED POSITIONS			RANGE AND STEP OR FOOTNOTE
		CURRENT 1969-70	RECOMMENDED 1970-71	APPROVED 1970-71	
UNCLASSIFIED POSITIONS					
0410	APPOINTIVE MEMBER, PLANNING COMMISSION	7	7	7	256

COUNTY OF SAN DIEGO FINAL BUDGET  
1970-1971  
SCHEDULE OF POSITIONS

## BUDGET UNIT - 4900 PLANNING DEPARTMENT

CLASS NO.	TITLE	NUMBER OF AUTHORIZED POSITIONS			RANGE AND STEP OR FOOTNOTE
		CURRENT 1969-70	RECOMMENDED 1970-71	APPROVED 1970-71	
CLASSIFIED POSITIONS					
2136	DIRECTOR OF PLANNING	1	1	1	55 C
2218	ASSISTANT DIRECTOR OF PLANNING	1	1	1	50.5 A
2303	ADMINISTRATIVE ASSISTANT II	1	1	1	42 A
2304	ADMINISTRATIVE ASSISTANT I				38.5 A
	OR				
2306	ADMINISTRATIVE TRAINEE	2	1	1	34.5 A
2341	RESEARCH ANALYST II				42 A
	OR				
2342	RESEARCH ANALYST I		2	4	38.5 A
2493	INTERMEDIATE ACCOUNT CLERK		1		27 A
2510	SENIOR ACCOUNT CLERK	1	1	1	30 A
2700	INTERMEDIATE CLERK		3		26 A
2700	INTERMEDIATE CLERK				26 A
	OR				
2705	INTERMEDIATE TYPIST			10	26 A
2705	INTERMEDIATE TYPIST	4	8		26 A
2715	JUNIOR TYPIST	3	2	2	22 A
2760	INTERMEDIATE STENOGRAPHER	7	8	8	27.5 A
2770	SENIOR STENOGRAPHER	2	2	2	30.5 A
2810	TELEPHONE OPERATOR AND INFORMATION CLERK	1	1	1	25.5 A
3507	ASSISTANT PLANNER				38.5 A
	OR				
3522	JUNIOR PLANNER	14	12		35 A
3507	ASSISTANT PLANNER				38.5 A
	OR				
3523	JUNIOR PLANNER			12	34.5 A
3508	ASSOCIATE PLANNER	21	30	28	41.5 B
3512	CARTOGRAPHER			1	40.5 A
3518	CHIEF OF CARTOGRAPHIC SERVICES-PLANNING	1	1	1	44.5 A
3520	CHIEF, PLANNING DIVISION	6	7	7	48 C
3521	DEPUTY DIRECTOR FOR PROGRAM COORDINATION-PLANNING	1	1	1	49 C
3550	SENIOR PLANNER	11	15	15	44.5 B
3800	DRAFTSMAN III	1	1	2	38 A
3801	DRAFTSMAN II				35.5 A
	OR				
3802	DRAFTSMAN I	16	23	22	32.5 A
3817	GRAPHIC ARTIST	1	1	1	38 A
3820	PLANNING AID III	2	2	2	32.5 A
3821	PLANNING AID II				30 A
	OR				
3822	PLANNING AID I	8	15	10	28 A
3825	PLANNING TECHNICIAN II			1	35.5 A
8001	TECHNICAL WRITER		1		
8002	SENIOR CARTOGRAPHER		1		

COUNTY OF SAN DIEGO FINAL BUDGET  
1970-1971  
SCHEDULE OF POSITIONS

BUDGET UNIT - 4900 PLANNING DEPARTMENT

CLASS NO.	TITLE	NUMBER OF AUTHORIZED POSITIONS			RANGE AND STEP OR FOOTNOTE
		CURRENT 1969-70	RECOMMENDED 1970-71	APPROVED 1970-71	
8138	REPROGRAPHICS SPECIALIST		1		
9999	TEMPORARY AND SEASONAL EMPLOYEES	25	25	25	202
		137*	175*	167*	

BUDGET UNIT - 5050 DEPARTMENT OF THE COUNTY ENGINEER

CLASS NO.	TITLE	NUMBER OF AUTHORIZED POSITIONS			RANGE AND STEP OR FOOTNOTE
		CURRENT 1969-70	RECOMMENDED 1970-71	APPROVED 1970-71	
UNCLASSIFIED POSITIONS					
0420	APPOINTIVE MEMBER, BOARD OF ELECTRICAL EXAMINERS	2			246
0430	APPOINTIVE MEMBER, BOARD OF PLUMBING EXAMINERS	2			246
CLASSIFIED POSITIONS					
2113	COUNTY ENGINEER	1	1	1	56 C
2211	ASSISTANT COUNTY ENGINEER	1	1	1	52.5 A
2303	ADMINISTRATIVE ASSISTANT II	1			42 A
2304	ADMINISTRATIVE ASSISTANT I				38.5 A
	OR				
2306	ADMINISTRATIVE TRAINEE	1			34.5 A
2331	DEPARTMENTAL SAFETY OFFICER			1	36 A
2377	TRAFFIC SAFETY COORDINATOR		1		47 C
2401	ACCOUNTANT	1			38 C
2473	DATA PROCESSING SUPERVISOR, PUBLIC WORKS AGENCY	1			39 A
2474	COUNTY ENGINEER ASSISTANT BUSINESS AND FINANCE OFFICER	1			44 A
2475	COUNTY ENGINEER BUSINESS AND FINANCE OFFICER	1			44 A
2493	INTERMEDIATE ACCOUNT CLERK	2			27 A
2501	PROGRAMMER ANALYST III				43 A
2502	PROGRAMMER ANALYST II	1			41.5 C
2502	PROGRAMMER ANALYST II				41.5 C
	OR				
2503	PROGRAMMER ANALYST I		1	1	38 A
2503	PROGRAMMER ANALYST I	1			38 A
2505	SENIOR ACCOUNTANT	1			41.5 A
2510	SENIOR ACCOUNT CLERK	3			30 A
2615	ELECTRONIC PARTS MAN	1			31.5 A
2650	STOCK CLERK	1	1	1	29 A
2700	INTERMEDIATE CLERK				26 A
	OR				
2705	INTERMEDIATE TYPIST	17	10	10	26 A
2725	PRINCIPAL CLERK	1	1	1	35 A
2730	SENIOR CLERK	6	4	4	30 A
2745	SUPERVISING CLERK	1			33 A
2760	INTERMEDIATE STENOGRAPHER	8	8	9	27.5 A
2770	SENIOR STENOGRAPHER	3	2	2	30.5 A
2800	RADIO TELEPHONE OPERATOR	2			29 A
2810	TELEPHONE OPERATOR AND INFORMATION CLERK	1			25.5 A

COUNTY OF SAN DIEGO FINAL BUDGET  
1970-1971  
SCHEDULE OF POSITIONS

BUDGET UNIT - 5050 DEPARTMENT OF THE COUNTY ENGINEER

CLASS NO.	TITLE	NUMBER OF AUTHORIZED POSITIONS			RANGE AND STEP OR FOOTNOTE
		CURRENT 1969-70	RECOMMENDED 1970-71	APPROVED 1970-71	
3020	DATA PROCESSING OPERATOR	2			31.5 A
3030	KEY PUNCH OPERATOR	3			27 A
3038	LAYOUT COMPOSER	1	1	1	30 A
3050	OFFSET EQUIPMENT OPERATOR	1	1	1	28.5 A
3615	ASSISTANT CIVIL ENGINEER	30	27	31	41 C
3615	ASSISTANT CIVIL ENGINEER OR				41 C
3812	ENGINEERING TECHNICIAN III	16	20	19	41 A
3620	ASSISTANT ELECTRONICS ENGINEER	1			41 C
3635	ASSOCIATE CIVIL ENGINEER	24	24	23	44 C
3635	ASSOCIATE CIVIL ENGINEER OR				44 C
3811	ENGINEERING TECHNICIAN IV	5	5	5	44 A
3660	BUILDING INSPECTOR	18			39.5 A
3673	CHIEF ELECTRICAL INSPECTOR	1			41.5 A
3675	CONTROLS SUPERVISOR	1			41 A
3676	DEPUTY COUNTY ENGINEER			4	50.5 A
3677	ELECTRICAL SPECIALIST	1			40.5 A
3678	CHIEF PLUMBING INSPECTOR	1			41.5 A
3679	ELECTRONICS ENGINEER	1			49 C
3681	ENGINEERING GEOLOGIST OR				41 C
3697	JUNIOR ENGINEERING GEOLOGIST		1		38 B
3682	DEPUTY COUNTY ENGINEER-BUILDING INSPECTION	1			48.5 A
3683	DEPUTY COUNTY ENGINEER-PLANNING AND TRAFFIC	1	1		48.5 A
3684	DEPUTY COUNTY ENGINEER-TECHNICAL OPERATIONS	1	1		48.5 A
3686	DEPUTY COUNTY ENGINEER-ADMINISTRATION	1			48.5 A
3687	DEPUTY COUNTY ENGINEER-OPERATIONS	1	1		48.5 A
3695	JUNIOR CIVIL ENGINEER	16	18	13	38 C
3695	JUNIOR CIVIL ENGINEER OR				38 C
3813	ENGINEERING TECHNICIAN II	10	17	15	38 A
3697	JUNIOR ENGINEERING GEOLOGIST OR				38 B
3681	ENGINEERING GEOLOGIST	1		1	41 C
3699	PLUMBING SPECIALIST	1			40.5 A
3700	PRINCIPAL CIVIL ENGINEER	4	6	6	49 C
3715	SENIOR BUILDING INSPECTOR	2			41.5 A
3720	SENIOR CIVIL ENGINEER	15	14	14	47 C
3720	SENIOR CIVIL ENGINEER OR				47 C
2377	TRAFFIC SAFETY COORDINATOR			1	47 C
3728	SENIOR LAND SURVEYOR	1	1	1	47 A
3790	BUILDING INSPECTION AID II	5			36 A
3791	BUILDING INSPECTION AID I	2			31.5 A

COUNTY OF SAN DIEGO FINAL BUDGET  
1970-1971  
SCHEDULE OF POSITIONS

325

BUDGET UNIT - 5050 DEPARTMENT OF THE COUNTY ENGINEER

CLASS NO.	TITLE	NUMBER OF AUTHORIZED POSITIONS			RANGE AND STEP OR FOOTNOTE
		CURRENT 1969-70	RECOMMENDED 1970-71	APPROVED 1970-71	
3801	DRAFTSMAN II	4	4	4	35.5 A
3810	ENGINEERING AID	10	12	11	32.5 A
3811	ENGINEERING TECHNICIAN IV		1	1	44 A
3814	ENGINEERING TECHNICIAN I	17	23	22	35.5 A
5524	ASSISTANT RIGHT-OF-WAY AGENT				38.5 A
	OR				
5538	JUNIOR RIGHT-OF-WAY AGENT	3			34.5 A
5550	RIGHT-OF-WAY AGENT	5			41.5 A
5570	SENIOR RIGHT-OF-WAY AGENT	2			44 A
5585	SUPERVISING RIGHT-OF-WAY AGENT	1			47 D
5905	CARPENTER	2	2	2	36.5 D
5940	PAINTER	3	3	3	36.5 D
5970	SIGN PAINTER	1	1	1	37.5 D
5999	ASSISTANT DIVISION ROAD SUPERINTENDENT	3	3	3	42 A
6005	DIVISION ROAD SUPERINTENDENT	3	4	4	44 A
6009	MAINTENANCE TECHNICIAN	4	4	4	37 A
6015	ROAD CONSTRUCTION SUPERVISOR	3			38.5 A
6019	ROAD FOREMAN II		3	3	40 A
6020	ROAD FOREMAN I	19	19	19	38 A
6025	TRAFFIC DEVICES FOREMAN	1	1	1	38 A
6030	EQUIPMENT OPERATOR III	2	2	2	36 A
6031	EQUIPMENT OPERATOR II	57	57	57	35 A
6032	EQUIPMENT OPERATOR I	75			33 A
6032	EQUIPMENT OPERATOR I				33 A
	OR				
6022	ROAD MAINTENANCE MAN		88	88	29 A
6040	MOTOR SWEEPER OPERATOR	5	6	6	34 A
6110	EQUIPMENT MECHANIC	11	11	11	36.5 C
6130	EQUIPMENT SHOP FOREMAN	3	3	3	38.5 A
6149	RADIO TECHNICIAN III	2			39.5 A
6150	RADIO TECHNICIAN II				37.5 A
	OR				
6151	RADIO TECHNICIAN I				35.5 A
	OR				
6152	RADIO TECHNICIAN TRAINEE	13			33.5 A
6155	ROAD EQUIPMENT SPECIALIST	1	1	1	40.5 A
6160	SENIOR RADIO TECHNICIAN	1			41.5 A
6173	TRAFFIC SIGNAL AID	1			36 A
6175	TRAFFIC SIGNAL TECHNICIAN	1			38.5 D
6180	WELDER	3	3	3	36.5 C
6350	TREE MAINTENANCE MAN III	3	3	3	33.5 A
6351	TREE MAINTENANCE MAN II	4	4	4	32.5 A
7083	SEWER CONSTRUCTION AND MAINTENANCE MAN I		1	1	31.5 A
7095	WATER SYSTEM MAINTENANCE MAN	1	1	1	33 A
7510	LABORER	10			29 A

COUNTY OF SAN DIEGO FINAL BUDGET  
1970-1971  
SCHEDULE OF POSITIONS

BUDGET UNIT - 5050 DEPARTMENT OF THE COUNTY ENGINEER

CLASS NO.	TITLE	NUMBER OF AUTHORIZED POSITIONS			RANGE AND STEP OR FOOTNOTE
		CURRENT 1969-70	RECOMMENDED 1970-71	APPROVED 1970-71	
7536	UTILITY FOREMAN I	1			34.5 A
7539	UTILITYMAN III		1	1	34 A
7540	UTILITYMAN II	4	3	3	32 A
7541	UTILITYMAN I	11	9	9	31 A
8126	DEPARTMENTAL SAFETY COORDINATOR		1		34.5 A
8127	DEPUTY COUNTY ENGINEER-ENGINEERING SERVICES		1		48.5
8136	FIELD MAINTENANCE SUPERVISOR				42.5
9999	TEMPORARY AND SEASONAL EMPLOYEES	127	100	75	202
		<b>646*</b>	<b>543*</b>	<b>512*</b>	

BUDGET UNIT - 5100 DEPARTMENT OF PUBLIC HEALTH, ADMINISTRATION

CLASS NO.	TITLE	NUMBER OF AUTHORIZED POSITIONS			RANGE AND STEP OR FOOTNOTE
		CURRENT 1969-70	RECOMMENDED 1970-71	APPROVED 1970-71	
<b>CLASSIFIED POSITIONS</b>					
2139	DIRECTOR OF PUBLIC HEALTH	1	1	1	61 C
2221	ASSISTANT DIRECTOR OF PUBLIC HEALTH	1	1	1	56 A
2240	ASSISTANT TO THE DIRECTOR OF PUBLIC HEALTH	1			44 A
2326	CHIEF, BUREAU OF BUSINESS MANAGEMENT	1	1	1	45.5 A
2493	INTERMEDIATE ACCOUNT CLERK	1	1	1	27 A
2510	SENIOR ACCOUNT CLERK	2	2	2	30 A
2650	STOCK CLERK	1	1	1	29 A
2700	INTERMEDIATE CLERK				26 A
	OR				
2705	INTERMEDIATE TYPIST	27	30	30	26 A
2710	JUNIOR CLERK				22 A
	OR				
2715	JUNIOR TYPIST	3	3	3	22 A
2730	SENIOR CLERK	2			30 A
2730	SENIOR CLERK				30 A
	OR				
2740	SENIOR TYPIST		15	15	30 A
2740	SENIOR TYPIST	11			30 A
2745	SUPERVISING CLERK	5	5	5	33 A
2760	INTERMEDIATE STENOGRAPHER	7	7	7	27.5 A
2770	SENIOR STENOGRAPHER	3	3	3	30.5 A
3030	KEY PUNCH OPERATOR	1	1	1	27 A
3710	PUBLIC HEALTH ENGINEER	1	1	1	48 C
4106	CHIEF, BUREAU OF DISEASE CONTROL	1	1	1	54 C
4110	CHIEF, BUREAU OF MATERNAL AND CHILD HEALTH	1	1	1	54 C
4123	CHIEF, MEDICAL SERVICES DIVISION, PUBLIC HEALTH	1	1	1	56 E
4192	PHYSICIAN III	4	4	4	51.5 C
4192	PHYSICIAN III, PART-TIME	2	2	2	145
4193	PHYSICIAN II				49.5 C
	OR				
4194	PHYSICIAN I	5	6	6	48.5 C



COUNTY OF SAN DIEGO FINAL BUDGET  
1970-1971  
SCHEDULE OF POSITIONS

327

BUDGET UNIT - 5100 DEPARTMENT OF PUBLIC HEALTH, ADMINISTRATION

CLASS NO.	TITLE	NUMBER OF AUTHORIZED POSITIONS			RANGE AND STEP OR FOOTNOTE
		CURRENT 1969-70	RECOMMENDED 1970-71	APPROVED 1970-71	
4193	PHYSICIAN II, PART TIME OR				146
4194	PHYSICIAN I, PART-TIME	4	4	4	48.5 C
4215	PUBLIC HEALTH VETERINARIAN	1	1	1	44.5 A
4300	ASSISTANT CHIEF, PUBLIC HEALTH LABORATORY		1	1	43.5 C
4315	CHIEF, PUBLIC HEALTH LABORATORY	1	1	1	48 A
4325	LABORATORY AID	1	1	1	22 A
4325	LABORATORY AID OR				22 A
4330	LABORATORY ASSISTANT	1	1	1	25 A
4330	LABORATORY ASSISTANT	4	4	4	25 A
4345	MILK TECHNICIAN	1	1	1	32.5 A
4346	PUBLIC HEALTH MICROBIOLOGIST	4	4	4	36.5 A
4346	PUBLIC HEALTH MICROBIOLOGIST OR				36.5 A
4320	JUNIOR PUBLIC HEALTH MICROBIOLOGIST	2	2	2	32.5 C
4348	PUBLIC HEALTH VIROLOGIST	1	1	1	40.5 A
4353	SENIOR PUBLIC HEALTH MICROBIOLOGIST	3	3	3	38.5 C
4355	SUPERVISING PUBLIC HEALTH MICROBIOLOGIST	1			40.5 A
4370	X-RAY TECHNICIAN	2	2	2	30.5 A
4465	NUTRITIONIST	1	1	1	39 A
4540	REGISTERED NURSE II OR				34 B
4541	REGISTERED NURSE I	7	7	7	33.5 B
4555	ASSISTANT CHIEF, DIVISION OF PUBLIC HEALTH NURSING	1	1	1	42.5 A
4556	ASSOCIATE CHIEF, DIVISION OF PUBLIC HEALTH NURSING	1	1	1	43.5 A
4560	CHIEF, DIVISION OF PUBLIC HEALTH NURSING	1	1	1	45.5 C
4564	PUBLIC HEALTH NURSING CONSULTANT	1			42.5 C
4565	PUBLIC HEALTH NURSE II OR				38 A
4566	PUBLIC HEALTH NURSE I	70	73	73	35.5 A
4565	PUBLIC HEALTH NURSE II OR				38 A
4567	SENIOR PUBLIC HEALTH NURSE	9	9	9	39 A
4570	SUPERVISING PUBLIC HEALTH NURSE	9	9	9	40.5 A
4610	HOME HEALTH AID	5	5	3	24.5 A
4625	VOCATIONAL NURSE	2	2	4	28.5 A
4700	ASSISTANT CHIEF, DIVISION OF SANITATION	1	1	1	44 A
4705	ASSISTANT SANITARIAN OR				34 A
4735	SANITARIAN	29	33	33	38 A
4710	CHIEF, DIVISION OF SANITATION	1	1	1	46 A
4715	ENTOMOLOGIST	1	1	1	39 A
4720	LAY DAIRY INSPECTOR	2	2	2	38 A
4745	SENIOR SANITARIAN	5	5	5	40 A

COUNTY OF SAN DIEGO FINAL BUDGET  
1970-1971  
SCHEDULE OF POSITIONS

BUDGET UNIT - 5100 DEPARTMENT OF PUBLIC HEALTH, ADMINISTRATION

CLASS NO.	TITLE	NUMBER OF AUTHORIZED POSITIONS			RANGE AND STEP OR FOOTNOTE
		CURRENT 1969-70	RECOMMENDED 1970-71	APPROVED 1970-71	
4750	SENIOR VECTOR CONTROLMAN	1	1	1	33.5 A
4755	SUPERVISING SANITARIAN	6	6	6	42 A
4760	VECTOR CONTROLMAN	10	10	10	31.5 A
4765	SUPERVISING VECTOR CONTROLMAN	1	1	1	35.5 A
4805	CHIEF OF PUBLIC HEALTH EDUCATION	1	1	1	43.5 E
4822	HEALTH EDUCATION AID	1	1	1	25.5 A
4824	HEALTH EDUCATION ASSOCIATE	1	1	1	33.5 C
4825	HEALTH EDUCATOR	6	6	6	39 D
4830	HEALTH INFORMATION SPECIALIST	1	1	1	39 C
4835	PUBLIC HEALTH ANALYST	1	1	1	42 C
4840	SENIOR HEALTH EDUCATOR	2	2	2	41 C
4845	VITAL STATISTICS SUPERVISOR	1	1	1	35 A
5601	COUNTY AID II				25.5 A
	OR				
5602	COUNTY AID I			2	22 A
5735	COMMUNICABLE DISEASES INVESTIGATOR	2	3	3	36.5 A
5763	SENIOR COMMUNICABLE DISEASE INVESTIGATOR		1	1	38.5 A
8000	COUNTY SERVICE AID II		2		23.5 A
9999	TEMPORARY AND SEASONAL EMPLOYEES	25	25	25	202
		311*	328*	328*	

BUDGET UNIT - 5140 DEPARTMENT OF PUBLIC HEALTH, DRUG ABUSE

CLASS NO.	TITLE	NUMBER OF AUTHORIZED POSITIONS			RANGE AND STEP OR FOOTNOTE
		CURRENT 1969-70	RECOMMENDED 1970-71	APPROVED 1970-71	
	CLASSIFIED POSITIONS				
2240	ASSISTANT TO THE DIRECTOR OF PUBLIC HEALTH		1		44 A

329

COUNTY OF SAN DIEGO FINAL BUDGET  
1970-1971  
SCHEDULE OF POSITIONS

BUDGET UNIT - 5140 DEPARTMENT OF PUBLIC HEALTH, DRUG ABUSE

CLASS NO.	TITLE	NUMBER OF AUTHORIZED POSITIONS			RANGE AND STEP OR FOOTNOTE
		CURRENT 1969-70	RECOMMENDED 1970-71	APPROVED 1970-71	
2318	ASSISTANT TO THE DIRECTOR OF PUBLIC HEALTH			1	45.5 A
2700	INTERMEDIATE CLERK				26 A
	OR				
2705	INTERMEDIATE TYPIST		2	2	26 A
2730	SENIOR CLERK				30 A
	OR				
2740	SENIOR TYPIST		1	1	30 A
2760	INTERMEDIATE STENOGRAPHER		2	2	27.5 A
2770	SENIOR STENOGRAPHER		1	1	30.5 A
4822	HEALTH EDUCATION AID		6	6	25.5 A
4824	HEALTH EDUCATION ASSOCIATE		6	3	33.5 C
4825	HEALTH EDUCATOR		4	4	39 D
4830	HEALTH INFORMATION SPECIALIST		1	1	39 C
4840	SENIOR HEALTH EDUCATOR		2	2	41 C
4909	AUDIO-VISUAL TECHNICIAN		1	1	30.5 A
5250	PSYCHIATRIC SOCIAL WORKER II		1		41 C
5251	PSYCHIATRIC SOCIAL WORKER I		2		39 C
5261	SENIOR SOCIAL WORKER, MSW			1	41 A
5266	SOCIAL WORKER, MSW			5	39 A
5601	COUNTY AID II				25.5 A
	OR				
5602	COUNTY AID I			2	22 A
8000	COUNTY SERVICE AID II		2		23.5 A
9999	TEMPORARY AND SEASONAL EMPLOYEES		10	10	202
			* 42*	42*	

BUDGET UNIT - 5150 DEPARTMENT OF PUBLIC HEALTH, AIR POLLUTION CONTROL

CLASS NO.	TITLE	NUMBER OF AUTHORIZED POSITIONS			RANGE AND STEP OR FOOTNOTE
		CURRENT 1969-70	RECOMMENDED 1970-71	APPROVED 1970-71	
	CLASSIFIED POSITIONS				
2700	INTERMEDIATE CLERK				26 A
	OR				
2705	INTERMEDIATE TYPIST		3	3	26 A
3598	AIR POLLUTION ENGINEER	3	3	3	41 C
3602	ASSISTANT CHIEF, AIR POLLUTION CONTROL SERVICE	2	3	1	43 C
3663	CHIEF, AIR POLLUTION CONTROL SERVICE	1	1	1	48 C
3713	SENIOR AIR POLLUTION ENGINEER	1	1	1	43 C
3845	AIR POLLUTION CHEMIST	1	1	1	38.5 A
3847	AIR POLLUTION REPRESENTATIVE	2	5	5	36 A
3848	AIR POLLUTION TECHNICIAN			1	34.5 A
3860	METEOROLOGICAL ASSISTANT	1	1	1	34.5 A
3869	SENIOR AIR POLLUTION REPRESENTATIVE			1	39 A
8009	SENIOR AIR POLLUTION ENGINEER		1		40.5
8010	SENIOR AIR POLLUTION CONTROL REPRESENTATIVE		1		36

COUNTY OF SAN DIEGO FINAL BUDGET  
1970-1971  
SCHEDULE OF POSITIONS

BUDGET UNIT - 5150 DEPARTMENT OF PUBLIC HEALTH, AIR POLLUTION CONTROL

CLASS NO.	TITLE	NUMBER OF AUTHORIZED POSITIONS			RANGE AND STEP OR FOOTNOTE
		CURRENT 1969-70	RECOMMENDED 1970-71	APPROVED 1970-71	
8011	AIR POLLUTION TECHNICIAN		1		34
9999	TEMPORARY AND SEASONAL EMPLOYEES	2	2	2	202
		13*	20*	20*	

BUDGET UNIT - 5160 DEPARTMENT OF PUBLIC HEALTH, ALCOHOLISM CLINIC

CLASS NO.	TITLE	NUMBER OF AUTHORIZED POSITIONS			RANGE AND STEP OR FOOTNOTE
		CURRENT 1969-70	RECOMMENDED 1970-71	APPROVED 1970-71	
CLASSIFIED POSITIONS					
2700	INTERMEDIATE CLERK				26 A
	OR				
2705	INTERMEDIATE TYPIST	4	4	4	26 A
2730	SENIOR CLERK				30 A
	OR				
2740	SENIOR TYPIST		1	1	30 A
2740	SENIOR TYPIST	1			30 A
4192	PHYSICIAN III	1	1	1	51.5 C
4193	PHYSICIAN II				49.5 C
	OR				
4194	PHYSICIAN I	2	2	2	48.5 C
4195	PSYCHIATRIST II				55 C
	OR				
4196	PSYCHIATRIST I	1	1	1	53 C
4540	REGISTERED NURSE II				34 B
	OR				
4541	REGISTERED NURSE I	1	1	1	33.5 A
4840	SENIOR HEALTH EDUCATOR	1	1	1	41 A
5045	CLINICAL PSYCHOLOGIST	1	1	2	43 C
5250	PSYCHIATRIC SOCIAL WORKER II				41 A
	OR				
5251	PSYCHIATRIC SOCIAL WORKER I	4	4	3	39 A
9999	TEMPORARY AND SEASONAL EMPLOYEES	4	4	4	202
		20*	20*	20*	

BUDGET UNIT - 5170 DEPARTMENT OF PUBLIC HEALTH, CRIPPLED CHILDREN SERVICES

CLASS NO.	TITLE	NUMBER OF AUTHORIZED POSITIONS			RANGE AND STEP OR FOOTNOTE
		CURRENT 1969-70	RECOMMENDED 1970-71	APPROVED 1970-71	
CLASSIFIED POSITIONS					
2493	INTERMEDIATE ACCOUNT CLERK	1	1	1	27 A
2700	INTERMEDIATE CLERK				26 A
	OR				
2705	INTERMEDIATE TYPIST	7	7	7	26 A
2730	SENIOR CLERK	2			30 A
2730	SENIOR CLERK				30 A
	OR				
2740	SENIOR TYPIST		1	1	30 A

COUNTY OF SAN DIEGO FINAL BUDGET  
1970-1971  
SCHEDULE OF POSITIONS

BUDGET UNIT - 5170 DEPARTMENT OF PUBLIC HEALTH, CRIPPLED CHILDREN SERVICES

CLASS NO.	TITLE	NUMBER OF AUTHORIZED POSITIONS			RANGE AND STEP OR FOOTNOTE
		CURRENT 1969-70	RECOMMENDED 1970-71	APPROVED 1970-71	
4193	PHYSICIAN II OR				49.5 C
4194	PHYSICIAN I	1	1	1	48.5 C
4390	CRIPPLED CHILDREN SERVICES SUPERVISOR	1	1	1	43.5 C
4400	OCCUPATIONAL THERAPIST II OR				36.5 A
4405	OCCUPATIONAL THERAPIST I	9	9	9	35 A
4410	PHYSICAL THERAPIST II OR				36.5 A
4420	PHYSICAL THERAPIST I	9	9	9	35 A
4428	SENIOR THERAPIST	1	1	1	37.5 A
4430	SUPERVISING OCCUPATIONAL THERAPIST	1	1	1	39.5 A
4435	SUPERVISING PHYSICAL THERAPIST	1	1	1	39.5 A
5223	ELIGIBILITY WORKER II OR				32 A
5224	ELIGIBILITY WORKER I		2	2	31 A
5244	MEDICAL SOCIAL WORKER II	1	1	1	41 A
9999	TEMPORARY AND SEASONAL EMPLOYEES	7	7	7	202
		41*	42*	42*	

BUDGET UNIT - 5180 DEPARTMENT OF PUBLIC HEALTH, MEDICAL CONSULTATIVE SERVICES

CLASS NO.	TITLE	NUMBER OF AUTHORIZED POSITIONS			RANGE AND STEP OR FOOTNOTE
		CURRENT 1969-70	RECOMMENDED 1970-71	APPROVED 1970-71	
	CLASSIFIED POSITIONS				
2700	INTERMEDIATE CLERK OR				26 A
2705	INTERMEDIATE TYPIST	6	7	7	26 A
2710	JUNIOR CLERK OR				22 A
2715	JUNIOR TYPIST	1	1	1	22 A
2730	SENIOR CLERK	1			30 A
2730	SENIOR CLERK OR				30 A
2740	SENIOR TYPIST		1	1	30 A
3042	MEDICAL SERVICES ASSISTANT	1	1	1	33 A
4112	CHIEF, BUREAU OF MEDICAL CONSULTATIVE SERVICES	1	1	1	54 C
4165	DENTAL CONSULTANT	2	2	2	48.5 A
4185	OPTOMETRIC CONSULTANT	1	1	1	141
4192	PHYSICIAN III	1	1	1	51.5 C
4192	PHYSICIAN III, PART-TIME	1	1	1	145
4565	PUBLIC HEALTH NURSE II OR				38 A
4566	PUBLIC HEALTH NURSE I	2	2	2	35.5 A
5244	MEDICAL SOCIAL WORKER II	1	1	1	41 A

COUNTY OF SAN DIEGO FINAL BUDGET  
1970-1971  
SCHEDULE OF POSITIONS

BUDGET UNIT - 5180 DEPARTMENT OF PUBLIC HEALTH, MEDICAL CONSULTATIVE SERVICES

CLASS NO.	TITLE	NUMBER OF AUTHORIZED POSITIONS			RANGE AND STEP OR FOOTNOTE
		CURRENT 1969-70	RECOMMENDED 1970-71	APPROVED 1970-71	
9999	TEMPORARY AND SEASONAL EMPLOYEES	4	4	4	202
		22*	23*	23*	

BUDGET UNIT - 5200 DEPARTMENT OF MEDICAL INSTITUTIONS, COMMUNITY MENTAL HEALTH

CLASS NO.	TITLE	NUMBER OF AUTHORIZED POSITIONS			RANGE AND STEP OR FOOTNOTE
		CURRENT 1969-70	RECOMMENDED 1970-71	APPROVED 1970-71	
UNCLASSIFIED POSITIONS					
0807	AUXILIARY VOLUNTEER	50	50	50	244
0811	RESIDENT III	1	3	3	248
0812	RESIDENT II	2	4	4	249
0813	RESIDENT I	4	4	4	250
0820	INTERN VOLUNTEER	4	4	4	244
0830	STUDENT VOLUNTEERS	150	150	150	244
0840	VOLUNTEER STAFF MEMBER	50	50	50	244
CLASSIFIED POSITIONS					
2270	CHIEF OF COMMUNITY MENTAL HEALTH	1	1	1	60 C
2341	RESEARCH ANALYST II				42 A
	OR				
2342	RESEARCH ANALYST I	1	1	1	38.5 A
2700	INTERMEDIATE CLERK				26 A
	OR				
2705	INTERMEDIATE TYPIST	14	24	24	26 A
2710	JUNIOR CLERK				22 A
	OR				
2715	JUNIOR TYPIST	8	7	7	22 A
2725	PRINCIPAL CLERK	1	1	1	35 A
2730	SENIOR CLERK	1	3	3	30 C
2745	SUPERVISING CLERK		1	1	33 C
2760	INTERMEDIATE STENOGRAPHER	3	6	6	27.5 A
4104	CHIEF, ADULT INPATIENT SERVICES-CMH	1	1	1	58.5 C
4105	CHIEF, ADULT OUTPATIENT SERVICES-CMH	1	1	1	58.5 C
4115	CHIEF, CHILDRENS SERVICES-CMH	1	1	1	58.5 C
4121	CHIEF, INDIRECT SERVICES-CMH	1	1	1	58.5 C
4125	CHIEF, PROFESSIONAL EDUCATION-CMH	1	1	1	58.5 C
4129	CHIEF OF FORENSIC PSYCHIATRY	1	1	1	56 C
4162	CONSULTANT IN INTERNAL MEDICINE	1	1	1	55 C
4183	NEUROLOGIST	1	1	1	55 C
4192	PHYSICIAN III	2	1	1	51.5 C
4193	PHYSICIAN II				49.5 C
	OR				
4194	PHYSICIAN I	14	14	14	48.5 C
4195	PSYCHIATRIST II				55 C
	OR				
4196	PSYCHIATRIST I	26	39	39	53 C

COUNTY OF SAN DIEGO FINAL BUDGET  
1970-1971  
SCHEDULE OF POSITIONS

BUDGET UNIT - 5200 DEPARTMENT OF MEDICAL INSTITUTIONS, COMMUNITY MENTAL HEALTH

CLASS NO.	TITLE	NUMBER OF AUTHORIZED POSITIONS			RANGE AND STEP OR FOOTNOTE
		CURRENT 1969-70	RECOMMENDED 1970-71	APPROVED 1970-71	
4398	OCCUPATIONAL THERAPY ASSISTANT				26.5 A
	OR				
4618	PSYCHIATRIC TECHNICIAN				28.5 A
	OR				
4625	VOCATIONAL NURSE			1	28.5 A
4400	OCCUPATIONAL THERAPIST II				36.5 A
	OR				
4405	OCCUPATIONAL THERAPIST I	4	4	4	35 A
4407	PATIENT ACTIVITIES COORDINATOR	2	3	3	32.5 A
4430	SUPERVISING OCCUPATIONAL THERAPIST	1	1	1	39.5 A
4498	ASSISTANT CHIEF NURSE, COMMUNITY MENTAL HEALTH SERVICE	1	1	1	42.5 E
4506	CHIEF NURSE, COMMUNITY MENTAL HEALTH SERVICE	1	1	1	44.5 E
4533	NURSES TRAINING COORDINATOR		1	1	40.5 A
4536	PSYCHIATRIC HEAD NURSE	4	4	4	38 A
4537	PSYCHIATRIC NURSE				35 A
	OR				
4540	REGISTERED NURSE II				34 B
	OR				
4541	REGISTERED NURSE I	31	44	44	33.5 A
4547	SUPERVISING PSYCHIATRIC NURSE	3	3	3	40.5 A
4614	NURSES AID				23.5 A
	OR				
4615	NURSES ASSISTANT	31	43	43	25.5 A
4618	PSYCHIATRIC TECHNICIAN				28.5 A
	OR				
4625	VOCATIONAL NURSE	35	47	47	28.5 A
4825	HEALTH EDUCATOR			1	39 D
5035	CHIEF CLINICAL PSYCHOLOGIST	1	2	2	45.5 C
5045	CLINICAL PSYCHOLOGIST	12	23	23	43 C
5087	SENIOR CLINICAL PSYCHOLOGIST		1	1	44 C
5218	CHIEF PSYCHIATRIC SOCIAL WORKER	1	1	1	43 C
5250	PSYCHIATRIC SOCIAL WORKER II				41 A
	OR				
5251	PSYCHIATRIC SOCIAL WORKER I	22	38	38	39 A
5284	TEACHER-THERAPIST CMH	1	1	1	39 C
8116	ASSISTANT OCCUPATIONAL THERAPIST		1		32 C
8117	MENTAL HEALTH EDUCATOR		1		42 A
9999	TEMPORARY AND SEASONAL EMPLOYEES	30	30	30	202
		520*	621*	621*	

BUDGET UNIT - 5470 DEPARTMENT OF PUBLIC WORKS, REFUSE DISPOSAL DIVISION

CLASS NO.	TITLE	NUMBER OF AUTHORIZED POSITIONS			RANGE AND STEP OR FOOTNOTE
		CURRENT 1969-70	RECOMMENDED 1970-71	APPROVED 1970-71	
	CLASSIFIED POSITIONS				
2504	REFUSE DISPOSAL FEE COLLECTOR	14			28 A

COUNTY OF SAN DIEGO FINAL BUDGET  
1970-1971  
SCHEDULE OF POSITIONS

BUDGET UNIT - 5470 DEPARTMENT OF PUBLIC WORKS, REFUSE DISPOSAL DIVISION

CLASS NO.	TITLE	NUMBER OF AUTHORIZED POSITIONS			RANGE AND STEP OR FOOTNOTE
		CURRENT 1969-70	RECOMMENDED 1970-71	APPROVED 1970-71	
2760	INTERMEDIATE STENOGRAPHER	1			27.5 A
3810	ENGINEERING AID	1			32.5 A
3814	ENGINEERING TECHNICIAN I	1			35.5 A
4712	CHIEF, REFUSE DISPOSAL DIVISION	1			41.5 A
4730	REFUSE DISPOSAL INSPECTOR	2			32.5 A
4732	REFUSE DISPOSAL SUPERVISOR	2			38 A
6031	EQUIPMENT OPERATOR II	23			35 A
6032	EQUIPMENT OPERATOR I	2			33 A
7510	LABORER	7			29 A
9999	TEMPORARY AND SEASONAL EMPLOYEES	12			202
		66*	*	*	

BUDGET UNIT - 5480 DEPARTMENT OF SANITATION AND FLOOD CONTROL

CLASS NO.	TITLE	NUMBER OF AUTHORIZED POSITIONS			RANGE AND STEP OR FOOTNOTE
		CURRENT 1969-70	RECOMMENDED 1970-71	APPROVED 1970-71	
CLASSIFIED POSITIONS					
2150	DIRECTOR OF SANITATION AND FLOOD CONTROL	1	1	1	52.5 C
2228	ASSISTANT DIRECTOR OF SANITATION AND FLOOD CONTROL	1	1	1	49 A
2303	ADMINISTRATIVE ASSISTANT II	2			42 A
2304	ADMINISTRATIVE ASSISTANT I				38.5 A
	OR				
2306	ADMINISTRATIVE TRAINEE	1			34.5 A
2339	REFUSE DISPOSAL ANALYST			1	38.5 A
2457	CHIEF, SPECIAL DISTRICTS ACCOUNTING	1			41.5 A
2493	INTERMEDIATE ACCOUNT CLERK	1			27 A
2500	JUNIOR ACCOUNTANT	1			34.5 A
2504	REFUSE DISPOSAL FEE COLLECTOR		18	18	28 A
2510	SENIOR ACCOUNT CLERK	2			30 A
2700	INTERMEDIATE CLERK				26 A
	OR				
2705	INTERMEDIATE TYPIST	4	3	3	26 A
2730	SENIOR CLERK	1	1	1	30 A
2760	INTERMEDIATE STENOGRAPHER	4	2	2	27.5 A
2770	SENIOR STENOGRAPHER		1	1	30.5 A
3545	REFUSE DISPOSAL PLANNER			1	41.5 A
3615	ASSISTANT CIVIL ENGINEER	1	1	1	41 C
3615	ASSISTANT CIVIL ENGINEER				41 C
	OR				
3812	ENGINEERING TECHNICIAN III	4	4	4	41 A
3635	ASSOCIATE CIVIL ENGINEER	6	5	5	44 C
3645	ASSOCIATE SANITARY ENGINEER	1	1		44 C
3685	FLOOD CONTROL ENGINEER	1	1	1	49 C
3695	JUNIOR CIVIL ENGINEER	3		2	38 C
3695	JUNIOR CIVIL ENGINEER				38 C
	OR				
3813	ENGINEERING TECHNICIAN II	14	12	10	38 A



COUNTY OF SAN DIEGO FINAL BUDGET  
1970-1971  
SCHEDULE OF POSITIONS

BUDGET UNIT - 5480 DEPARTMENT OF SANITATION AND FLOOD CONTROL

CLASS NO.	TITLE	NUMBER OF AUTHORIZED POSITIONS			RANGE AND STEP OR FOOTNOTE
		CURRENT 1969-70	RECOMMENDED 1970-71	APPROVED 1970-71	
3700	PRINCIPAL CIVIL ENGINEER	1	1	1	49 C
3705	PRINCIPAL SANITARY ENGINEER	1	1	1	49 C
3720	SENIOR CIVIL ENGINEER	5	5	5	47 C
3730	SENIOR SANITARY ENGINEER	1	1	2	47 C
3801	DRAFTSMAN II	3	2	1	35.5 A
3810	ENGINEERING AID	4	3	3	32.5 A
3811	ENGINEERING TECHNICIAN IV	1			44 A
3814	ENGINEERING TECHNICIAN I	6	3	4	35.5 A
3850	ASSOCIATE SANITARY CHEMIST		1	1	40 C
3870	SANITARY CHEMIST	1			36.5 A
4712	CHIEF, REFUSE DISPOSAL DIVISION		1	1	41.5 A
4730	REFUSE DISPOSAL INSPECTOR		2	2	32.5 A
4732	REFUSE DISPOSAL SUPERVISOR		2	2	38 A
5524	ASSISTANT RIGHT-OF-WAY AGENT				38.5 A
	OR				
5538	JUNIOR RIGHT-OF-WAY AGENT	1			34.5 A
5524	ASSISTANT RIGHT-OF-WAY AGENT				38.5 A
	OR				
5550	RIGHT-OF-WAY AGENT	1			41.5 A
5550	RIGHT-OF-WAY AGENT	1			41.5 A
5570	SENIOR RIGHT-OF-WAY AGENT	1			44 A
5585	SUPERVISING RIGHT-OF-WAY AGENT	1			47 D
6027	BACKHDE OPERATOR	6	6	6	35 A
6030	EQUIPMENT OPERATOR III			2	36 A
6031	EQUIPMENT OPERATOR II		23	23	35 A
6032	EQUIPMENT OPERATOR I		2	2	33 A
6305	GARDENER	1	1	1	29.5 A
7025	CHIEF, OPERATIONS AND MAINTENANCE	1	1	1	41.5 A
7068	SEWAGE TREATMENT PLANTS FOREMAN	1	1	1	39 A
7069	SEWAGE TREATMENT PLANT OPERATOR III	1	1	1	37 A
7070	SEWAGE TREATMENT PLANT OPERATOR II	2	2	2	36 A
7071	SEWAGE TREATMENT PLANT OPERATOR I				34 A
	OR				
7072	SEWAGE TREATMENT PLANT OPERATOR TRAINEE	8	9	9	31 A
7080	SEWERAGE FOREMAN II	3	3	3	37.5 A
7081	SEWERAGE FOREMAN I	1	1	1	36 A
7082	SEWER CONSTRUCTION AND MAINTENANCE MAN II	9	9	9	32.5 A
7083	SEWER CONSTRUCTION AND MAINTENANCE MAN I	12	11	11	31.5 A
7510	LABORER	2	9	9	29 A
7540	UTILITYMAN II	1	1	1	32 A
8133	REFUSE DISPOSAL PLANNER		1		38 A
8134	REFUSE DISPOSAL ANALYST		1		37 A
8135	SUPERVISING EQUIPMENT OPERATOR		2		36 A
9999	TEMPORARY AND SEASONAL EMPLOYEES	11	23	23	202
		136*	180*	180*	

COUNTY OF SAN DIEGO FINAL BUDGET  
1970-1971  
SCHEDULE OF POSITIONS

BUDGET UNIT - 5500 DEPARTMENT OF PUBLIC WELFARE ADMINISTRATION

CLASS NO.	TITLE	NUMBER OF AUTHORIZED POSITIONS			RANGE AND STEP OR FOOTNOTE
		CURRENT 1969-70	RECOMMENDED 1970-71	APPROVED 1970-71	
UNCLASSIFIED POSITIONS					
0840	VOLUNTEER STAFF MEMBER		125	125	244
0845	GRADUATE STUDENT	32	28	28	244
CLASSIFIED POSITIONS					
2142	DIRECTOR OF PUBLIC WELFARE	1	1	1	55.5 C
2224	ASSISTANT DIRECTOR OF PUBLIC WELFARE	2	2	2	49.5 A
2302	ADMINISTRATIVE ASSISTANT III	1	1	1	44 A
2303	ADMINISTRATIVE ASSISTANT II	1	1	3	42 A
2304	ADMINISTRATIVE ASSISTANT I				38.5 A
	OR				
2306	ADMINISTRATIVE TRAINEE	3	3	3	34.5 A
2306	ADMINISTRATIVE TRAINEE				34.5 A
	OR				
2314	ASSISTANT PERSONNEL OFFICER	1	1	1	38.5 A
2329	DEPARTMENTAL PERSONNEL OFFICER	1	1	1	43 A
2341	RESEARCH ANALYST II				42 A
	OR				
2342	RESEARCH ANALYST I	1	1	1	38.5 A
2401	ACCOUNTANT				38 C
	OR				
2500	JUNIOR ACCOUNTANT			1	34.5 C
2429	ASSISTANT WELFARE FINANCE OFFICER	1	1	1	44 A
2477	COLLECTOR II	1	1	1	32.5 A
2493	INTERMEDIATE ACCOUNT CLERK	14	14	14	27 A
2500	JUNIOR ACCOUNTANT	1	1		34.5 C
2505	SENIOR ACCOUNTANT	1	1	1	41.5 A
2510	SENIOR ACCOUNT CLERK	6	6	6	30 A
2535	WELFARE FINANCE OFFICER	1	1	1	46 A
2650	STOCK CLERK	1	2	2	29 A
2660	STOREKEEPER I	1	1	1	31.5 A
2700	INTERMEDIATE CLERK				26 A
	OR				
2705	INTERMEDIATE TYPIST	271	315	307	26 A
2710	JUNIOR CLERK				22 A
	OR				
2715	JUNIOR TYPIST	55	37	37	22 A
2725	PRINCIPAL CLERK	1	1	1	35 A
2730	SENIOR CLERK	21	20	20	30 A
2740	SENIOR TYPIST	1	2	2	30 A
2745	SUPERVISING CLERK	13	12	12	33 A
2760	INTERMEDIATE STENOGRAPHER	15	16	15	27.5 A
2770	SENIOR STENOGRAPHER	3	3	3	30.5 A
2810	TELEPHONE OPERATOR AND INFORMATION CLERK	20	21	21	25.5 A
2815	TELEPHONE SUPERVISOR		1	1	27.5 A
3030	KEY PUNCH OPERATOR	5	5		27 A

COUNTY OF SAN DIEGO FINAL BUDGET  
1970-1971  
SCHEDULE OF POSITIONS

337

BUDGET UNIT - 5500 DEPARTMENT OF PUBLIC WELFARE ADMINISTRATION

CLASS NO.	TITLE	NUMBER OF AUTHORIZED POSITIONS			RANGE AND STEP OR FOOTNOTE
		CURRENT 1969-70	RECOMMENDED 1970-71	APPROVED 1970-71	
3035	KEY PUNCH SUPERVISOR	1	1		30 A
5043	CHIEF, WORK TRAINING SECTION	1	1		39.5 A
5200	ADMISSIONS WORKER II				35.5 A
	OR				
5201	ADMISSIONS WORKER I	5	5	5	31 A
5206	ASSISTANT CHIEF, EDUCATION-TRAINING			1	40.5 A
5207	ASSISTANT CHIEF, HOSPITAL INTAKE	1	1	1	43.5 A
5208	ASSISTANT DISTRICT CHIEF	16	19	19	43.5 A
5209	ASSISTANT TO DIVISION CHIEF	1	1	1	45.5 A
5211	CASE MANAGEMENT CONSULTANT	1	1	1	43.5 A
5213	CHIEF, HOSPITAL INTAKE	1	1	1	45.5 A
5215	CHIEF, BLIND SECTION	1	1	1	43.5 A
5216	CHIEF, LICENSING SECTION	1	1	1	44.5 A
5217	CHIEF, HOMEMAKER SERVICE	1	1	1	45.5 A
5219	CHIEF, EDUCATION-TRAINING			1	43.5 A
5220	COORDINATOR, PROTECTIVE SERVICES	1	1	1	44.5 A
5222	ELIGIBILITY SUPERVISOR	54	77	77	35.5 A
5223	ELIGIBILITY WORKER II				32 A
	OR				
5224	ELIGIBILITY WORKER I	323	492	491	31 A
5226	DISTRICT CHIEF	8	9	7	45.5 A
5228	GRADUATE TRAINING SUPERVISOR	2	2	2	44.5 A
5230	INDUCTION SUPERVISOR	1			41.5 A
5232	IN-SERVICE TRAINING SUPERVISOR	1			42.5 A
5235	JUNIOR SOCIAL WORKER				34.5 A
	OR				
5260	SENIOR SOCIAL WORKER				38.5 A
	OR				
5265	SOCIAL WORKER	639	586	560	35.5 A
5237	HOMEMAKER III	29	89	89	25 A
5238	HOMEMAKER II	68	91	91	23.5 A
5239	HOMEMAKER I	97	248	248	22 A
5244	MEDICAL SOCIAL WORKER II	1	1	1	41 C
5248	PROGRAM ASSISTANT	8	9	9	40.5 A
5253	RE-EMPLOYMENT INTERVIEWER	9			36 A
5260	SENIOR SOCIAL WORKER				38.5 A
	OR				
5266	SOCIAL WORKER, MSW	41	80	49	40 A
5261	SENIOR SOCIAL WORKER, MSW	8	17	10	41 A
5263	SENIOR SOCIAL WORK SUPERVISOR	29	47	36	42.5 A
5270	SOCIAL WORK SUPERVISOR	134	130	131	40 A
5275	STAFF DEVELOPMENT SUPERVISOR	1	1	1	45.5 A
5283	SUPERVISING WELFARE INVESTIGATOR	1	1	1	40.5 A
5290	TRAINING SUPERVISOR		2	2	43.5 A
5295	WELFARE DIVISION CHIEF	2	2	2	47.5 A

COUNTY OF SAN DIEGO FINAL BUDGET  
1970-1971  
SCHEDULE OF POSITIONS

**BUDGET UNIT - 5500 DEPARTMENT OF PUBLIC WELFARE ADMINISTRATION**

CLASS NO.	TITLE	NUMBER OF AUTHORIZED POSITIONS			RANGE AND STEP OR FOOTNOTE
		CURRENT 1969-70	RECOMMENDED 1970-71	APPROVED 1970-71	
5297	WELFARE SERVICE AID	71	78		19.5 A
5299	WORK TRAINING PROJECT SUPERVISOR	1	1	1	42 A
5602	COUNTY AID I			71	22 A
9999	TEMPORARY AND SEASONAL EMPLOYEES	85	85	85	202
		<b>2,119*</b>	<b>2,707*</b>	<b>2,611*</b>	

**BUDGET UNIT - 5509 DEPARTMENT OF PUBLIC WELFARE, ADOPTIONS**

CLASS NO.	TITLE	NUMBER OF AUTHORIZED POSITIONS			RANGE AND STEP OR FOOTNOTE
		CURRENT 1969-70	RECOMMENDED 1970-71	APPROVED 1970-71	
<b>CLASSIFIED POSITIONS</b>					
2304	ADMINISTRATIVE ASSISTANT I OR				38.5 A
2306	ADMINISTRATIVE TRAINEE	1	1	1	34.5 A
2700	INTERMEDIATE CLERK OR				26 A
2705	INTERMEDIATE TYPIST	47	47	47	26 A
2710	JUNIOR CLERK OR				22 A
2715	JUNIOR TYPIST	2	2	2	22 A
2740	SENIOR TYPIST	3	3	3	30 A
2745	SUPERVISING CLERK	1	1	1	33 A
2760	INTERMEDIATE STENOGRAPHER	2	2	2	27.5 A
2810	TELEPHONE OPERATOR AND INFORMATION CLERK	2	2	2	25.5 A
5208	ASSISTANT DISTRICT CHIEF	2	2	2	43.5 A
5214	CHIEF, ADOPTIONS SECTION	1	1	1	45.5 A
5235	JUNIOR SOCIAL WORKER OR				34.5 A
5260	SENIOR SOCIAL WORKER OR				38.5 A
5265	SOCIAL WORKER	29	27	27	35.5 A
5260	SENIOR SOCIAL WORKER OR				38.5 A
5266	SOCIAL WORKER, MSW	45	47	47	39 A
5261	SENIOR SOCIAL WORKER, MSW	15	15	15	41 A
5263	SENIOR SOCIAL WORK SUPERVISOR	16	15	15	42.5 A
9999	TEMPORARY AND SEASONAL EMPLOYEES	15	15	15	202
		<b>181*</b>	<b>180*</b>	<b>180*</b>	

**BUDGET UNIT - 6000 DEPARTMENT OF MEDICAL INSTITUTIONS, ADMINISTRATION AND GENERAL SERVICES**

CLASS NO.	TITLE	NUMBER OF AUTHORIZED POSITIONS			RANGE AND STEP OR FOOTNOTE
		CURRENT 1969-70	RECOMMENDED 1970-71	APPROVED 1970-71	
<b>CLASSIFIED POSITIONS</b>					
2130	DIRECTOR OF MEDICAL INSTITUTIONS	1	1	1	60 C

COUNTY OF SAN DIEGO FINAL BUDGET  
1970-1971  
SCHEDULE OF POSITIONS

339

BUDGET UNIT - 6000 DEPARTMENT OF MEDICAL INSTITUTIONS, ADMINISTRATION AND GENERAL SERVICES

CLASS NO.	TITLE	NUMBER OF AUTHORIZED POSITIONS			RANGE AND STEP OR FOOTNOTE
		CURRENT 1969-70	RECOMMENDED 1970-71	APPROVED 1970-71	
2213	ASSISTANT DIRECTOR OF MEDICAL INSTITUTIONS	1	1	1	57.5 C
2401	ACCOUNTANT	1	1	1	38 C
2401	ACCOUNTANT OR				38 C
2500	JUNIOR ACCOUNTANT			1	34.5 C
2487	DMI FINANCE OFFICER	1	1	1	45 A
2493	INTERMEDIATE ACCOUNT CLERK	1	1	1	27 A
2500	JUNIOR ACCOUNTANT	1	1		34.5 C
2505	SENIOR ACCOUNTANT		1	1	41.5 A
2510	SENIOR ACCOUNT CLERK	1	1	1	30 A
2650	STOCK CLERK	1	1	1	29 A
2700	INTERMEDIATE CLERK OR				26 A
2705	INTERMEDIATE TYPIST	5	5	5	26 A
2770	SENIOR STENOGRAPHER	1	1	1	30.5 A
2810	TELEPHONE OPERATOR AND INFORMATION CLERK	1	2	2	25.5 A
4170	DENTIST	1	1	1	47.5 A
4193	PHYSICIAN II OR				49.5 C
4194	PHYSICIAN I	9	10	10	48.5 C
4507	CORRECTIONAL FACILITY NURSE III	3	4	4	36 A
4508	CORRECTIONAL FACILITY NURSE II OR				34 B
4509	CORRECTIONAL FACILITY NURSE I	15	24	25	33.5 A
4540	REGISTERED NURSE II OR				34 B
4541	REGISTERED NURSE I	3	3	3	33.5 A
5884	BUILDING MAINTENANCE ENGINEER	3	3	3	36.5 A
5885	BUILDING MAINTENANCE FOREMAN II	1	1	1	38.5 A
5905	CARPENTER	1	1	1	36.5 D
5920	ELECTRICIAN	1	1	1	38.5 D
5940	PAINTER	1	1	1	36.5 D
5945	PAINTER FOREMAN	1	1	1	38.5 C
6305	GARDENER	1	1	1	29.5 A
6310	GARDENER FOREMAN	1	1	1	33 A
6500	LAUNDRY WORKER II	2	2	2	22 A
6501	LAUNDRY WORKER I	6	6	6	21 A
6510	LAUNDRY FOREMAN	1	1	1	31 A
6520	LAUNDRY MARKER DISTRIBUTOR	1	1	1	23 A
6530	WASHERMAN	1	1	1	29 A
7020	CHIEF OF HOSPITAL PLANT AND MAINTENANCE II	1	1	1	43.5 A
7030	CUSTODIAN III	1	1	1	27.5 A
7031	CUSTODIAN II	11	12	12	25.5 A
7066	PARKING LOT ATTENDANT	2	2	2	22.5 A
7510	LABORER	6	6	6	29 A

COUNTY OF SAN DIEGO FINAL BUDGET  
1970-1971  
SCHEDULE OF POSITIONS

BUDGET UNIT - 6000 DEPARTMENT OF MEDICAL INSTITUTIONS, ADMINISTRATION AND GENERAL SERVICES

CLASS NO.	TITLE	NUMBER OF AUTHORIZED POSITIONS			RANGE AND STEP OR FOOTNOTE
		CURRENT 1969-70	RECOMMENDED 1970-71	APPROVED 1970-71	
7520	SEAMSTRESS	1	1	1	22.5 A
7525	SKILLED LABORER	2	2	2	30.5 A
7541	UTILITYMAN I	2	1	1	31 A
9999	TEMPORARY AND SEASONAL EMPLOYEES	5	5	5	202
		98*	111*	112*	

BUDGET UNIT - 6100 DEPARTMENT OF MEDICAL INSTITUTIONS, S.D. CO. - UNIV. HOSPITAL

CLASS NO.	TITLE	NUMBER OF AUTHORIZED POSITIONS			RANGE AND STEP OR FOOTNOTE
		CURRENT 1969-70	RECOMMENDED 1970-71	APPROVED 1970-71	
CLASSIFIED POSITIONS					
2500	JUNIOR ACCOUNTANT	1	1	1	34.5 C
2700	INTERMEDIATE CLERK				26 A
	OR				
2705	INTERMEDIATE TYPIST	3	3	2	26 A
2720	MEDICAL TYPIST	2	2	2	26 A
2760	INTERMEDIATE STENOGRAPHER	2	1	1	27.5 A
4099	ANESTHESIOLOGIST	1	1	1	55 C
4140	CHIEF OF PATHOLOGY	1	1	1	58.5 C
4180	MEDICAL DIRECTOR, TUBERCULOSIS DIVISION OF COUNTY HOSPITAL	1	1		55 C
4255	PHARMACIST ASSISTANT	1	1	1	30 A
4314	CHIEF CLINICAL LABORATORY TECHNOLOGIST	1	1	1	41.5 A
4317	CLINICAL LABORATORY TECHNOLOGIST	8	8	8	36.5 A
4318	HISTOLOGY TECHNICIAN	1			33 A
4325	LABORATORY AID	3	2	2	22 A
4350	RADIOLOGICAL TECHNICIAN	1			33.5 A
4352	SENIOR CLINICAL LABORATORY TECHNOLOGIST	1	1	1	38.5 A
4354	SUPERVISING CLINICAL LABORATORY TECHNOLOGIST	2	2	2	39.5 A
4420	PHYSICAL THERAPIST I	1	1	1	35 C
4425	PHYSICAL THERAPY AID	1	1	1	22.5 A
4505	ASSOCIATE DIRECTOR OF NURSING SERVICES, COUNTY HOSPITAL	1	1	1	43.5 A
4525	HEAD NURSE	3	3	3	35.5 A
4530	NURSE ANESTHETIST	1	1	1	38.5 A
4535	NURSING ADMINISTRATIVE ASSISTANT	4	4	4	41.5 A
4540	REGISTERED NURSE II	11	10	10	33.5 B
4614	NURSES AID				22.5 A
	OR				
4615	NURSES ASSISTANT				24.5 A
	OR				
4625	VOCATIONAL NURSE	40	35	35	28 A
4620	UROLOGIST ASSISTANT	1	1	1	33.5 A
5244	MEDICAL SOCIAL WORKER II				41 C
	OR				
5245	MEDICAL SOCIAL WORKER I	1	1	1	39 C
5884	BUILDING MAINTENANCE ENGINEER	4	3	3	36.5 A

COUNTY OF SAN DIEGO FINAL BUDGET  
1970-1971  
SCHEDULE OF POSITIONS

BUDGET UNIT - 6100 DEPARTMENT OF MEDICAL INSTITUTIONS, S.D. CO. - UNIV. HOSPITAL

CLASS NO.	TITLE	NUMBER OF AUTHORIZED POSITIONS			RANGE AND STEP OR FOOTNOTE
		CURRENT 1969-70	RECOMMENDED 1970-71	APPROVED 1970-71	
5940	PAINTER	2	2	2	36.5 D
6410	COOK II	1	1	1	29.5 A
6411	COOK I	4	4	4	27.5 A
6415	FOOD SERVICES WORKER	11	11	11	21 A
6435	SENIOR FOOD SERVICES WORKER	2	1	1	23 A
7031	CUSTODIAN II	8	7	5	25.5 A
7065	OPERATING ENGINEER	5	5	4	36.5 A
7090	SUPERVISING OPERATING ENGINEER	1			37.5 A
7520	SEAMSTRESS	1			22 A
7530	SUPERVISING SEAMSTRESS	1			24.5 A
7541	UTILITYMAN I	1	1	1	31 A
9999	TEMPORARY AND SEASONAL EMPLOYEES				202
		134*	118*	113*	

BUDGET UNIT - 6500 DEPARTMENT OF MEDICAL INSTITUTIONS, COUNTY GERIATRIC HOSPITAL

CLASS NO.	TITLE	NUMBER OF AUTHORIZED POSITIONS			RANGE AND STEP OR FOOTNOTE
		CURRENT 1969-70	RECOMMENDED 1970-71	APPROVED 1970-71	
UNCLASSIFIED POSITIONS					
0807	AUXILIARY VOLUNTEER	300	300	300	244
0830	STUDENT VOLUNTEERS	100	100	100	244
0840	VOLUNTEER STAFF MEMBER	20	20	20	244
CLASSIFIED POSITIONS					
2245	ASSOCIATE ADMINISTRATOR, GERIATRIC HOSPITAL	1	1		47 A
2401	ACCOUNTANT		1		38 C
2493	INTERMEDIATE ACCOUNT CLERK	3	1	1	27 A
2505	SENIOR ACCOUNTANT	1		1	41.5 A
2510	SENIOR ACCOUNT CLERK	1	1	1	30 A
2650	STOCK CLERK	2	2	2	29 A
2660	STOREKEEPER I	1	1	1	31.5 A
2700	INTERMEDIATE CLERK	7	6	6	26 A
2705	INTERMEDIATE TYPIST	3	2	2	26 A
2730	SENIOR CLERK	3	3	3	30 A
2745	SUPERVISING CLERK	1			33 A
2770	SENIOR STENOGRAPHER	1	1	1	30.5 A
4100	ASSOCIATE ADMINISTRATOR, GERIATRIC HOSPITAL			1	47.5 A
4130	CHIEF OF GERIATRICS	1	1	1	54 A
4170	DENTIST	1			47.5 A
4192	PHYSICIAN III	1	1	1	51.5 C
4193	PHYSICIAN II				49.5 C
	OR				
4194	PHYSICIAN I	2	3	3	48.5 C
4410	PHYSICAL THERAPIST II				36.5 A
	OR				
4420	PHYSICAL THERAPIST I	2	2	2	35 A

COUNTY OF SAN DIEGO FINAL BUDGET  
1970-1971  
SCHEDULE OF POSITIONS

BUDGET UNIT - 6500 DEPARTMENT OF MEDICAL INSTITUTIONS, COUNTY GERIATRIC HOSPITAL

CLASS NO.	TITLE	NUMBER OF AUTHORIZED POSITIONS			RANGE AND STEP OR FOOTNOTE
		CURRENT 1969-70	RECOMMENDED 1970-71	APPROVED 1970-71	
4460	FOOD SERVICES MANAGER	1	1	1	36 A
4500	ASSISTANT DIRECTOR OF NURSING SERVICES, GERIATRIC HOSPITAL	1	1	1	42.5 A
4515	DIRECTOR OF NURSING SERVICES, GERIATRIC HOSPITAL	1	1	1	44.5 A
4518	GERIATRIC HEAD NURSE	8	9	9	38 A
4519	GERIATRIC NURSE				35 A
	OR				
4540	REGISTERED NURSE II				34 B
	OR				
4541	REGISTERED NURSE I	28	29	29	33.5 B
4533	NURSES TRAINING COORDINATOR	1	1	1	40.5 A
4614	NURSES AID				23.5 A
	OR				
4615	NURSES ASSISTANT	159	162	162	25.5 A
4625	VOCATIONAL NURSE	5	5	5	28.5 A
5260	SENIOR SOCIAL WORKER	2	2	2	38.5 A
5270	SOCIAL WORK SUPERVISOR	1	1	1	40 A
5885	BUILDING MAINTENANCE FOREMAN II	1	1	1	38.5 A
5886	BUILDING MAINTENANCE FOREMAN I	1			37.5 A
5905	CARPENTER	1	2	2	36.5 D
5940	PAINTER	3	3	3	36.5 D
5950	PLUMBER	1	1	1	38.5 D
6200	BUILDING MAINTENANCE ENGINEER ASSISTANT II				34.5 A
	OR				
6201	BUILDING MAINTENANCE ENGINEER ASSISTANT I			3	32.5 A
6305	GARDENER	1	1	1	29.5 A
6310	GARDENER FOREMAN	1	1	1	33 A
6320	GROUNDSMAN GARDENER	2	2	2	26.5 A
6400	BAKER	1	1	1	29.5 A
6405	CHEF	1	1	1	32.5 A
6410	COOK II	3	3	3	29.5 A
6411	COOK I	3	3	3	27.5 A
6415	FOOD SERVICES WORKER	33	33	33	21 A
6430	MEAT CUTTER	1	1	1	29.5 A
6435	SENIOR FOOD SERVICES WORKER	1	1	1	23 A
6520	LAUNDRY MARKER DISTRIBUTOR		2	2	23 A
7021	CHIEF OF HOSPITAL PLANT AND MAINTENANCE I	1	1	1	41.5 A
7030	CUSTODIAN III	1	1	1	27.5 A
7031	CUSTODIAN II	23	22	22	25.5 A
7045	EXECUTIVE HOUSEKEEPER	1	1	1	32.5 A
7065	OPERATING ENGINEER	3	3	3	36.5 A
7085	SUPERVISING CUSTODIAN	1	1	1	29.5 A
7520	SEAMSTRESS	2	2	2	22.5 A
7530	SUPERVISING SEAMSTRESS	1	1	1	24.5 A
7539	UTILITYMAN III				34 A
	OR				
7540	UTILITYMAN II		3		32 A



COUNTY OF SAN DIEGO FINAL BUDGET  
1970-1971  
SCHEDULE OF POSITIONS

BUDGET UNIT - 6500 DEPARTMENT OF MEDICAL INSTITUTIONS, COUNTY GERIATRIC HOSPITAL

CLASS NO.	TITLE	NUMBER OF AUTHORIZED POSITIONS			RANGE AND STEP OR FOOTNOTE
		CURRENT 1969-70	RECOMMENDED 1970-71	APPROVED 1970-71	
7540	UTILITYMAN II	3			32 A
7541	UTILITYMAN I	3	3	3	31 A
9999	TEMPORARY AND SEASONAL EMPLOYEES	20	20	20	202
		771*	772*	772*	

BUDGET UNIT - 6800 VETERANS SERVICE OFFICER

CLASS NO.	TITLE	NUMBER OF AUTHORIZED POSITIONS			RANGE AND STEP OR FOOTNOTE
		CURRENT 1969-70	RECOMMENDED 1970-71	APPROVED 1970-71	
CLASSIFIED POSITIONS					
2151	DIRECTOR OF VETERANS SERVICE	1	1	1	42 C
2230	ASSISTANT DIRECTOR OF VETERANS SERVICE	1	1	1	37.5 A
2700	INTERMEDIATE CLERK	1	1	1	26 A
2705	INTERMEDIATE TYPIST	1	1	1	26 A
2740	SENIOR TYPIST	1	1	1	30 A
5285	VETERANS SERVICE REPRESENTATIVE II	1	1	1	35.5 A
5286	VETERANS SERVICE REPRESENTATIVE I	5	5	5	34.5 A
9999	TEMPORARY AND SEASONAL EMPLOYEES	5	5	5	202
		16*	16*	16*	

BUDGET UNIT - 7000 DEPARTMENT OF EDUCATION, BOARD OF EDUCATION

CLASS NO.	TITLE	NUMBER OF AUTHORIZED POSITIONS			RANGE AND STEP OR FOOTNOTE
		CURRENT 1969-70	RECOMMENDED 1970-71	APPROVED 1970-71	
STATUTORY POSITIONS					
0405	MEMBER, COUNTY BOARD OF EDUCATION	5	5	5	251
		5*	5*	5*	

BUDGET UNIT - 7020 DEPARTMENT OF EDUCATION, ADMINISTRATION

CLASS NO.	TITLE	NUMBER OF AUTHORIZED POSITIONS			RANGE AND STEP OR FOOTNOTE
		CURRENT 1969-70	RECOMMENDED 1970-71	APPROVED 1970-71	
UNCLASSIFIED POSITIONS					
0400	COUNTY SUPERINTENDENT OF SCHOOLS	1	1	1	231
CLASSIFIED POSITIONS					
2401	ACCOUNTANT	1	1	1	38 C
2455	CHIEF, SCHOOLS ACCOUNTING	1	1	1	45.5 A
2469	DATA PROCESSING SUPERVISOR	1	1		38 A
2471	DATA PROCESSING SUPERVISOR, SCHOOLS			1	40 A
2485	DISTRICT FINANCIAL ADVISOR	1	1	1	46.5 A
2493	INTERMEDIATE ACCOUNT CLERK	16	16	17	27 A
2502	PROGRAMMER ANALYST II	1	2	1	41.5 C
2503	PROGRAMMER ANALYST I		1		38 A
2505	SENIOR ACCOUNTANT		1	1	41.5 A
2510	SENIOR ACCOUNT CLERK	5	6	5	30 A

COUNTY OF SAN DIEGO FINAL BUDGET  
1970-1971  
SCHEDULE OF POSITIONS

BUDGET UNIT - 7020 DEPARTMENT OF EDUCATION, ADMINISTRATION

CLASS NO.	TITLE	NUMBER OF AUTHORIZED POSITIONS			RANGE AND STEP OR FOOTNOTE
		CURRENT 1969-70	RECOMMENDED 1970-71	APPROVED 1970-71	
2700	INTERMEDIATE CLERK		1		26 A
2700	INTERMEDIATE CLERK OR				26 A
2705	INTERMEDIATE TYPIST	6	7	7	26 A
2710	JUNIOR CLERK OR				22 A
2715	JUNIOR TYPIST	3	4	4	22 A
2725	PRINCIPAL CLERK	1			35 A
2730	SENIOR CLERK	6	6	6	30 A
2740	SENIOR TYPIST	1	1	1	30 A
2745	SUPERVISING CLERK	5	5	5	33 A
2760	INTERMEDIATE STENOGRAPHER	3	3	3	27.5 A
2770	SENIOR STENOGRAPHER	2	2	2	30.5 A
2810	TELEPHONE OPERATOR AND INFORMATION CLERK	2	2	2	25.5 A
2909	EDUCATION LEGAL CLERK	1	1	1	35 A
3020	DATA PROCESSING OPERATOR		1		31.5 A
3030	KEY PUNCH OPERATOR	2	3	3	27 A
3050	OFFSET EQUIPMENT OPERATOR	1	1	1	28.5 A
3072	SENIOR DATA PROCESSING OPERATOR	1	1	1	33.5 A
4905	ASSISTANT SUPERINTENDENT OF SCHOOLS	2	2	2	52.5 A
4922	CURRICULUM COORDINATOR-SAFETY	1			48.5 A
9999	TEMPORARY AND SEASONAL EMPLOYEES	9	8	12	202
		73*	79*	79*	

BUDGET UNIT - 7150 COUNTY LIBRARY

CLASS NO.	TITLE	NUMBER OF AUTHORIZED POSITIONS			RANGE AND STEP OR FOOTNOTE
		CURRENT 1969-70	RECOMMENDED 1970-71	APPROVED 1970-71	
	CLASSIFIED POSITIONS				
2115	COUNTY LIBRARIAN	1	1	1	49.5 C
2212	ASSISTANT COUNTY LIBRARIAN	1	1		42.5 A
2493	INTERMEDIATE ACCOUNT CLERK	1	1	1	27 A
2510	SENIOR ACCOUNT CLERK	1		1	30 A
2700	INTERMEDIATE CLERK	3	2		26 A
2700	INTERMEDIATE CLERK OR				26 A
2705	INTERMEDIATE TYPIST			8	26 A
2705	INTERMEDIATE TYPIST	6	6		26 A
2710	JUNIOR CLERK	1	1	1	22 A
2715	JUNIOR TYPIST	8	10	9	22 A
2730	SENIOR CLERK	1	1	1	30 A
2745	SUPERVISING CLERK		1		33 A
3013	CHIEF, LIBRARY ADMINISTRATIVE SERVICES	1	1	1	37.5 A
4000	ASSISTANT BOOK REPAIRER	2	2	2	21.5 A
4005	BOOKMOBILE DRIVER	1	2	1	30 A

COUNTY OF SAN DIEGO FINAL BUDGET  
1970-1971  
SCHEDULE OF POSITIONS

**BUDGET UNIT - 7150 COUNTY LIBRARY**

CLASS NO.	TITLE	NUMBER OF AUTHORIZED POSITIONS			RANGE AND STEP OR FOOTNOTE
		CURRENT 1969-70	RECOMMENDED 1970-71	APPROVED 1970-71	
4010	BOOK REPAIRER	1	1	1	25 A
4015	BRANCH LIBRARY AID II	11	8	9	23 A
4016	BRANCH LIBRARY AID I	44	46	46	20 A
4020	BRANCH LIBRARY ASSISTANT	6	12	11	26 A
4022	CATALOG TECHNICIAN			1	30.5 A
4023	LIBRARIAN III	5	9	9	38 C
4024	LIBRARIAN II				36 C
	OR				
4025	LIBRARIAN I	9	9	9	34 B
4035	LIBRARY PAGE	20	22	22	16 C
4045	SUPERVISING LIBRARIAN	2	2	2	39.5 A
4909	AUDIO-VISUAL TECHNICIAN			1	30.5 A
5905	CARPENTER	1	1	1	36.5 D
8012	MEDIA TECHNICIAN		1		
8013	CATALOG CLERK		1		
9999	TEMPORARY AND SEASONAL EMPLOYEES	43	43	43	202
		<b>169*</b>	<b>184*</b>	<b>181*</b>	

**BUDGET UNIT - 7200 FARM ADVISOR**

CLASS NO.	TITLE	NUMBER OF AUTHORIZED POSITIONS			RANGE AND STEP OR FOOTNOTE
		CURRENT 1969-70	RECOMMENDED 1970-71	APPROVED 1970-71	
	<b>CLASSIFIED POSITIONS</b>				
2700	INTERMEDIATE CLERK	2	2	2	26 A
2760	INTERMEDIATE STENOGRAPHER	4	4	4	27.5 A
2770	SENIOR STENOGRAPHER	1	1	1	30.5 A
7541	UTILITYMAN I	1	1	1	31 A
9999	TEMPORARY AND SEASONAL EMPLOYEES	3	3	3	202
		<b>11*</b>	<b>11*</b>	<b>11*</b>	

**BUDGET UNIT - 7300 DEPARTMENT OF PARKS AND RECREATION**

CLASS NO.	TITLE	NUMBER OF AUTHORIZED POSITIONS			RANGE AND STEP OR FOOTNOTE
		CURRENT 1969-70	RECOMMENDED 1970-71	APPROVED 1970-71	
	<b>CLASSIFIED POSITIONS</b>				
2131	DIRECTOR OF PARKS AND RECREATION	1	1	1	48 C
2216	ASSISTANT DIRECTOR OF PARKS AND RECREATION	1	1	1	43 A
2303	ADMINISTRATIVE ASSISTANT II	1	1	1	42 A
2304	ADMINISTRATIVE ASSISTANT I				38.5 A
	OR				
2306	ADMINISTRATIVE TRAINEE		1		34.5 A
2510	SENIOR ACCOUNT CLERK	1	1	1	30 A
2650	STOCK CLERK	1	1	1	29 A
2700	INTERMEDIATE CLERK	1	1	1	26 A
2705	INTERMEDIATE TYPIST	1			26 A

COUNTY OF SAN DIEGO FINAL BUDGET  
1970-1971  
SCHEDULE OF POSITIONS

BUDGET UNIT - 7300 DEPARTMENT OF PARKS AND RECREATION

CLASS NO.	TITLE	NUMBER OF AUTHORIZED POSITIONS			RANGE AND STEP OR FOOTNOTE
		CURRENT 1969-70	RECOMMENDED 1970-71	APPROVED 1970-71	
2730	SENIOR CLERK	1	1	1	30 A
2760	INTERMEDIATE STENOGRAPHER	1	1	1	27.5 A
2770	SENIOR STENOGRAPHER	1	1	1	30.5 A
3509	ASSISTANT PARK PLANNER	2			38.5 C
3525	PARK PLANNER	1	1	1	41.5 A
3801	DRAFTSMAN II	1			35.5 A
5825	ASSISTANT POOL AND GYMNASIUM MANAGER	1	1	1	34.5 A
5830	CAPTAIN OF LIFEGUARDS	1	1	1	38.5 A
5835	LIEUTENANT OF LIFEGUARDS	1	1	1	36.5 A
5840	LIFEGUARD II	2	2	2	34.5 A
5845	POOL AND GYMNASIUM MANAGER	1	1	1	36.5 A
5940	PAINTER	3	3	3	36.5 D
6032	EQUIPMENT OPERATOR I			1	33 A
6303	ASSISTANT PARKS AND BEACHES SUPERINTENDENT	1	1	1	40.5 A
6305	GARDENER	3	3	3	29.5 A
6310	GARDENER FOREMAN	1	1	1	33 A
6323	PARK DISTRICT SUPERVISOR	3	3	3	36.5 A
6324	PARK MAINTENANCE MAN	18	22	22	28.5 A
6325	PARK MANAGEMENT SPECIALIST	1	1	1	37.5 A
6332	PARK RANGER	24	24	24	29.5 A
6340	PARKS AND BEACHES SUPERINTENDENT	1	1	1	42.5 A
6342	SENIOR PARK RANGER	9	8	8	31.5 A
6343	SUPERVISING PARK RANGER	6	7	7	33 A
6349	TREE MAINTENANCE FOREMAN	1	1	1	35.5 A
6350	TREE MAINTENANCE MAN III	4	5	5	33.5 A
6351	TREE MAINTENANCE MAN II	9	9	9	32.5 A
7525	SKILLED LABORER	2	2	2	30.5 A
7535	UTILITY FOREMAN II	1	1	1	36 A
7540	UTILITYMAN II	3	3	3	32 A
7541	UTILITYMAN I	2	2	1	31 A
9999	TEMPORARY AND SEASONAL EMPLOYEES	28	20	20	202
		140*	134*	133*	

BUDGET UNIT - 7400 SAN DIEGO CITY-COUNTY CAMP COMMISSION, HEADQUARTERS & FACILITIES

CLASS NO.	TITLE	NUMBER OF AUTHORIZED POSITIONS			RANGE AND STEP OR FOOTNOTE
		CURRENT 1969-70	RECOMMENDED 1970-71	APPROVED 1970-71	
CLASSIFIED POSITIONS					
2121	DIRECTOR OF CAMPING	1	1		45 C
2304	ADMINISTRATIVE ASSISTANT I				38.5 A
	OR				
2306	ADMINISTRATIVE TRAINEE	1	1	1	34.5 A
2700	INTERMEDIATE CLERK				26 A
	OR				
2705	INTERMEDIATE TYPIST	3	3	3	26 A

COUNTY OF SAN DIEGO FINAL BUDGET  
1970-1971  
SCHEDULE OF POSITIONS

BUDGET UNIT - 7400 SAN DIEGO CITY-COUNTY CAMP COMMISSION, HEADQUARTERS & FACILITIES

CLASS NO.	TITLE	NUMBER OF AUTHORIZED POSITIONS			RANGE AND STEP OR FOOTNOTE
		CURRENT 1969-70	RECOMMENDED 1970-71	APPROVED 1970-71	
4924	DIRECTOR OF CAMPING			1	46.5 C
9999	TEMPORARY AND SEASONAL EMPLOYEES	3	3	3	202
		8*	8*	8*	

BUDGET UNIT - 7410 SAN DIEGO CITY-COUNTY CAMP COMMISSION, CAMPING, CUYAMACA

CLASS NO.	TITLE	NUMBER OF AUTHORIZED POSITIONS			RANGE AND STEP OR FOOTNOTE
		CURRENT 1969-70	RECOMMENDED 1970-71	APPROVED 1970-71	
CLASSIFIED POSITIONS					
2700	INTERMEDIATE CLERK OR				26 A
2705	INTERMEDIATE TYPIST	1			26 A
4540	REGISTERED NURSE II OR				33.5 B
4541	REGISTERED NURSE I	1			32.5 B
4915	CAMP COUNSELOR	1			31 A
6405	CHEF	1			32.5 A
6411	COOK I	2			27.5 A
6415	FOOD SERVICES WORKER	3			21 A
9999	TEMPORARY AND SEASONAL EMPLOYEES	38			202
		47*	*	*	

BUDGET UNIT - 7415 SAN DIEGO CITY-COUNTY CAMP COMMISSION, CAMPING, PALOMAR

CLASS NO.	TITLE	NUMBER OF AUTHORIZED POSITIONS			RANGE AND STEP OR FOOTNOTE
		CURRENT 1969-70	RECOMMENDED 1970-71	APPROVED 1970-71	
CLASSIFIED POSITIONS					
2700	INTERMEDIATE CLERK OR				26 A
2705	INTERMEDIATE TYPIST	1			26 A
4540	REGISTERED NURSE II OR				33.5 B
4541	REGISTERED NURSE I	1			32.5 B
4915	CAMP COUNSELOR	1			31 A
6405	CHEF	1			32.5 A
6411	COOK I	2			27.5 A
6415	FOOD SERVICES WORKER	3			21 A
9999	TEMPORARY AND SEASONAL EMPLOYEES	10			202
		19*	*	*	

BUDGET UNIT - 7420 SAN DIEGO CITY-COUNTY CAMP COMMISSION, CAMPING

CLASS NO.	TITLE	NUMBER OF AUTHORIZED POSITIONS			RANGE AND STEP OR FOOTNOTE
		CURRENT 1969-70	RECOMMENDED 1970-71	APPROVED 1970-71	
CLASSIFIED POSITIONS					
2700	INTERMEDIATE CLERK OR				26 A
2705	INTERMEDIATE TYPIST	1	3	3	26 A

COUNTY OF SAN DIEGO FINAL BUDGET  
1970-1971  
SCHEDULE OF POSITIONS

**BUDGET UNIT - 7420 SAN DIEGO CITY-COUNTY CAMP COMMISSION, CAMPING**

CLASS NO.	TITLE	NUMBER OF AUTHORIZED POSITIONS			RANGE AND STEP OR FOOTNOTE
		CURRENT 1969-70	RECOMMENDED 1970-71	APPROVED 1970-71	
4540	REGISTERED NURSE II OR				34 B
4541	REGISTERED NURSE I	1	3	3	33.5 A
4915	CAMP COUNSELOR	1	3	3	31 A
6405	CHEF	1	3	3	32.5 A
6411	COOK I	1	5	5	27.5 A
6415	FOOD SERVICES WORKER	2	8	8	21 A
7536	UTILITY FOREMAN I		2	2	34.5 A
7541	UTILITYMAN I		4	4	31 A
9999	TEMPORARY AND SEASONAL EMPLOYEES	2	52	52	202
		9*	83*	83*	

**BUDGET UNIT - 8000 OFFICE OF PROPERTY MANAGEMENT AND AVIATION, GILLESPIE**

CLASS NO.	TITLE	NUMBER OF AUTHORIZED POSITIONS			RANGE AND STEP OR FOOTNOTE
		CURRENT 1969-70	RECOMMENDED 1970-71	APPROVED 1970-71	
CLASSIFIED POSITIONS					
2760	INTERMEDIATE STENOGRAPHER	1			27.5 A
5520	ASSISTANT AIRPORT MANAGER	2			34 A
5560	SENIOR AIRPORT MANAGER	1			40.5 A
7000	AIRPORT OPERATIONS ASSISTANT	3			30 A
9999	TEMPORARY AND SEASONAL EMPLOYEES	2			202
		9*	*	*	

**BUDGET UNIT - 8010 OFFICE OF PROPERTY MANAGEMENT AND AVIATION, PALOMAR**

CLASS NO.	TITLE	NUMBER OF AUTHORIZED POSITIONS			RANGE AND STEP OR FOOTNOTE
		CURRENT 1969-70	RECOMMENDED 1970-71	APPROVED 1970-71	
CLASSIFIED POSITIONS					
5500	AIRPORT MANAGER	1			38.5 A
5520	ASSISTANT AIRPORT MANAGER	1			34 A
7000	AIRPORT OPERATIONS ASSISTANT	4			30 A
9999	TEMPORARY AND SEASONAL EMPLOYEES	2			202
		8*	*	*	

**BUDGET UNIT - 9020 RANCHO SANTA FE MAINTENANCE DISTRICT**

CLASS NO.	TITLE	NUMBER OF AUTHORIZED POSITIONS			RANGE AND STEP OR FOOTNOTE
		CURRENT 1969-70	RECOMMENDED 1970-71	APPROVED 1970-71	
CLASSIFIED POSITIONS					
7540	UTILITYMAN II	1	1	1	32 A
7541	UTILITYMAN I	2	2	2	31 A
9999	TEMPORARY AND SEASONAL EMPLOYEES	2	2	2	202
		5*	5*	5*	

COUNTY OF SAN DIEGO FINAL BUDGET  
1970-1971

							<u>S T E P S</u>							
RANGE	A	B	C	D	E	Y	RANGE	A	B	C	D	E	Y	
6.0	79.20	83.20	87.20	92.00	96.80		19.5	153.60	161.60	169.60	178.40	187.20		
6.5	80.80	84.80	89.60	94.40	99.20		20.0	157.60	165.60	174.40	183.20	192.00		
7.0	83.20	87.20	92.00	96.80	101.60		20.5	161.60	169.60	178.40	187.20	196.80		
7.5	84.80	89.60	94.40	99.20	104.00		21.0	165.60	174.40	183.20	192.00	201.60		
8.0	87.20	92.00	96.80	101.60	107.20		21.5	169.60	178.40	187.20	196.80	206.40		
8.5	89.60	94.40	99.20	104.00	109.60		22.0	174.40	183.20	192.00	201.60	212.00		
9.0	92.00	96.80	101.60	107.20	112.80		22.5	178.40	187.20	196.80	206.40	216.80		
9.5	94.40	99.20	104.00	109.60	115.20		23.0	183.20	192.00	201.60	212.00	222.40		
10.0	96.80	101.60	107.20	112.80	117.60		23.5	187.20	196.80	206.40	216.80	228.00		
10.5	99.20	104.00	109.60	115.20	120.80		24.0	192.00	201.60	212.00	222.40	233.60		
11.0	101.60	107.20	112.80	117.60	124.00		24.5	196.80	206.40	216.80	228.00	239.20		
11.5	104.00	109.60	115.20	120.80	126.40		25.0	201.60	212.00	222.40	233.60	244.80		
12.0	107.20	112.80	117.60	124.00	129.60		25.5	206.40	216.80	228.00	239.20	251.20		
12.5	109.60	115.20	120.80	126.40	132.80		26.0	212.00	222.40	233.60	244.80	257.60		
13.0	112.80	117.60	124.00	129.60	136.00		26.5	216.80	228.00	239.20	251.20	264.00		
13.5	115.20	120.80	126.40	132.80	139.20		27.0	222.40	233.60	244.80	257.60	270.40		
14.0	117.60	124.00	129.60	136.00	143.20		27.5	228.00	239.20	251.20	264.00	276.80		
14.5	120.80	126.40	132.80	139.20	146.40		28.0	233.60	244.80	257.60	270.40	283.20		
15.0	124.00	129.60	136.00	143.20	150.40		28.5	239.20	251.20	264.00	276.80	290.40		
15.5	126.40	132.80	139.20	146.40	153.60		29.0	244.80	257.60	270.40	283.20	297.60		
16.0	129.60	136.00	143.20	150.40	157.60		29.5	251.20	264.00	276.80	290.40	304.80		
16.5	132.80	139.20	146.40	153.60	161.60		30.0	257.60	270.40	283.20	297.60	312.80		
17.0	136.00	143.20	150.40	157.60	165.60		30.5	264.00	276.80	290.40	304.80	320.00		
17.5	139.20	146.40	153.60	161.60	169.60		31.0	270.40	283.20	297.60	312.80	328.00		
18.0	143.20	150.40	157.60	165.60	174.40		31.5	276.80	290.40	304.80	320.00	336.00		
18.5	146.40	153.60	161.60	169.60	178.40		32.0	283.20	297.60	312.80	328.00	344.80		
19.0	150.40	157.60	165.60	174.40	183.20		32.5	290.40	304.80	320.00	336.00	352.80		

COUNTY OF SAN DIEGO FINAL BUDGET  
1970-1971

RANGE							<u>S T E P S</u>						Y
	A	B	C	D	E	Y	RANGE	A	B	C	D	E	
33.0	297.60	312.80	328.00	344.80	361.60		46.5	574.40	603.20	632.80	664.80	698.40	
33.5	304.80	320.00	336.00	352.80	370.40		47.0	588.80	617.60	648.80	681.60	715.20	
34.0	312.80	328.00	344.80	361.60	380.00		47.5	603.20	632.80	664.80	698.40	732.80	
34.5	320.00	336.00	352.80	370.40	388.80		48.0	617.60	648.80	681.60	715.20	751.20	
35.0	328.00	344.80	361.60	380.00	398.40		48.5	632.80	664.80	698.40	732.80	769.60	
35.5	336.00	352.80	370.40	388.80	408.00		49.0	648.80	681.60	715.20	751.20	788.80	
36.0	344.80	361.60	380.00	398.40	418.40		49.5	664.80	698.40	732.80	769.60	808.80	
36.5	352.80	370.40	388.80	408.00	428.80		50.0	681.60	715.20	751.20	788.80	828.80	
37.0	361.60	380.00	398.40	418.40	439.20		50.5	698.40	732.80	769.60	808.80	848.80	
37.5	370.40	388.80	408.00	428.80	449.60		51.0	715.20	751.20	788.80	828.80	869.60	
38.0	380.00	398.40	418.40	439.20	460.80		51.5	732.80	769.60	808.80	848.80	891.20	
38.5	388.80	408.00	428.80	449.60	472.00		52.0	751.20	788.80	828.80	869.60	913.60	
39.0	398.40	418.40	439.20	460.80	484.00		52.5	769.60	808.80	848.80	891.20	936.00	
39.5	408.00	428.80	449.60	472.00	496.00		53.0	788.80	828.80	869.60	913.60	959.20	
40.0	418.40	439.20	460.80	484.00	508.80		53.5	808.80	848.80	891.20	936.00	983.20	
40.5	428.80	449.60	472.00	496.00	520.80		54.0	828.80	869.60	913.60	959.20	1007.20	
41.0	439.20	460.80	484.00	508.80	533.60		54.5	848.80	891.20	936.00	983.20	1032.00	
41.5	449.60	472.00	496.00	520.80	547.20		55.0	869.60	913.60	959.20	1007.20	1056.80	
42.0	460.80	484.00	508.80	533.60	560.80		55.5	891.20	936.00	983.20	1032.00	1083.20	
42.5	472.00	496.00	520.80	547.20	574.40		56.0	913.60	959.20	1007.20	1056.80	1110.40	
43.0	484.00	508.80	533.60	560.80	588.80		56.5	936.00	983.20	1032.00	1083.20	1137.60	
43.5	496.00	520.80	547.20	574.40	603.20		57.0	959.20	1007.20	1056.80	1110.40	1165.60	
44.0	508.80	533.60	560.80	588.80	617.60		57.5	983.20	1032.00	1083.20	1137.60	1194.40	
44.5	520.80	547.20	574.40	603.20	632.80		58.0	1007.20	1056.80	1110.40	1165.60	1224.00	
45.0	533.60	560.80	588.80	617.60	648.80		58.5	1032.00	1083.20	1137.60	1194.40	1254.40	
45.5	547.20	574.40	603.20	632.80	664.80		59.0	1056.80	1110.40	1165.60	1224.00	1285.60	
46.0	560.80	588.80	617.60	648.80	681.60		59.5	1083.20	1137.60	1194.40	1254.40	1316.80	



COUNTY OF SAN DIEGO FINAL BUDGET  
1970-1971

RANGE						Y	<u>S T E P S</u>					Y
	A	B	C	D	E		RANGE	A	B	C	C	
60.0	1110.40	1165.60	1224.00	1285.60	1349.60		63.0	1285.60	1349.60	1417.60	1488.00	1562.40
60.5	1137.60	1194.40	1254.40	1316.80	1383.20		63.5	1316.80	1383.20	1452.00	1525.60	1601.60
61.0	1165.60	1224.00	1285.60	1349.60	1417.60		64.0	1349.60	1417.60	1488.00	1562.40	1640.80
61.5	1194.40	1254.40	1316.80	1383.20	1452.00		64.5	1383.20	1452.00	1525.60	1601.60	1681.60
62.0	1224.00	1285.60	1349.60	1417.60	1488.00		65.0	1417.60	1488.00	1562.40	1640.80	1722.40
62.5	1254.40	1316.80	1383.20	1452.00	1525.60							

COUNTY OF SAN DIEGO FINAL BUDGET  
1970-1971

FOOTNOTES TO SCHEDULE OF POSITIONS

145 A \$44.35 PER TWO TO FOUR HOUR CLINIC, NOT TO EXCEED \$443.50 PER BIWEEKLY PAY PERIOD  
200 B \$16,000.00 ANNUALLY - \$1,333.33 PER MONTH  
201 A \$40.00 PER DAY FOR LESS THAN 4 HOURS AND \$70.00 PER DAY FOR MORE THAN 4 HOURS PER DAY  
202 A AT VARIOUS AMOUNTS DEPENDING ON POSITION CLASS FILLED BY TEMPORARY OR SEASONAL EMPLOYEE  
203 A \$936.00 BIWEEKLY  
204 A \$20.00 PER MEETING NOT TO EXCEED 3 MEETINGS PER MONTH  
205 A \$1,083.20 BIWEEKLY  
206 A \$848.80 BIWEEKLY  
207 A \$35.00 PER DAY OR FRACTION OF A DAY OF ACTUAL HEARING  
208 A \$1,715.00 PER MONTH  
209 A FOR SERVICE DURING FIRST YEAR IN POSITION \$731.00 PER MONTH, \$767.00 PER MONTH THEREAFTER  
210 A FOR SERVICE DURING FIRST YEAR IN POSITION \$805.00 PER MONTH, \$845.00 PER MONTH THEREAFTER  
211 A FOR SERVICE DURING FIRST YEAR IN POSITION \$713.00 PER MONTH, \$749.00 PER MONTH THEREAFTER  
212 B \$16,000.00 ANNUALLY  
213 B \$25,000.00 ANNUALLY - COUNTY'S SHARE \$9,500.00 - \$791.66 PER MONTH  
214 B \$550.00 MONTHLY  
215 B \$29,270.00 ANNUALLY  
216 B \$679.00 TO \$825.00 PER MONTH  
217 B \$532.00 TO \$647.00 PER MONTH  
218 B \$460.00 TO \$559.00 PER MONTH  
219 B \$378.00 TO \$460.00 PER MONTH  
220 B \$427.00 TO \$519.00 PER MONTH  
221 B \$1,027.00 TO \$1,248.00 PER MONTH  
222 B \$1,105.00 TO \$1343.00 PER MONTH  
223 B \$507.00 TO \$616.00 PER MONTH  
224 B \$1,248.00 TO \$1,518.00 PER MONTH  
225 B \$1,555.00 TO \$1,891.00 PER MONTH  
226 A \$1,083.20 BIWEEKLY THROUGH DECEMBER 31, 1970; \$1,032.00 BIWEEKLY JANUARY 1, 1970 THROUGH JUNE 30, 1970  
227 B \$978.00 TO \$1,189.00 PER MONTH  
228 B \$786.00 TO \$954.00 PER MONTH  
229 B \$16,000.00 ANNUALLY  
230 B \$17,200.00 ANNUALLY  
231 B \$1,674.00 TO \$2,035.00 PER MONTH  
232 A \$8,676.00 ANNUALLY  
233 A \$9,552.00 ANNUALLY  
234 A \$7,476.00 ANNUALLY  
235 A \$10,452.00 ANNUALLY  
236 A \$8,268.00 ANNUALLY  
237 A \$1,032.00 BIWEEKLY  
238 A \$1,254.40 BIWEEKLY THROUGH DECEMBER 31, 1970; \$1,194.40 BIWEEKLY JANUARY 1, 1971 THROUGH JUNE 30, 1971  
239 A \$22.24 PER DAY NOT TO EXCEED 10 WORKING DAYS PER CALENDAR MONTHS  
240 B \$805.00 TO \$978.00 PER MONTH  
241 B \$519.00 TO \$631.00 PER MONTH  
242 B \$460.00 TO \$559.00 PER MONTH  
243 B \$767.00 TO \$930.00 PER MONTH  
244 A NO COMPENSATION  
245 A \$5.00 PER DAY  
246 A \$25.00 PER MEETING ATTENDED NOT TO EXCEED THREE MEETINGS PER MONTH  
247 A \$808.80 BIWEEKLY THROUGH DECEMBER 31, 1970; \$769.60 BIWEEKLY JANUARY 1, 1970 THROUGH JUNE 30, 1970

A = PER SALARY ORDINANCE NO. 3078 FOR 1970-71 FISCAL YEAR  
B = PER GOVERNMENT CODE

COUNTY OF SAN DIEGO FINAL BUDGET  
 1970-1971  
 SOURCE OF FUNDS EXPENDED FOR PUBLIC ASSISTANCE  
 FISCAL YEAR ENDED JUNE 30, 1969

PURPOSE OF EXPENDITURE	SOURCE OF FUNDS				TOTAL EXPENDITURES
	STATE AID	FEDERAL AID	LOCAL PROPERTY TAXES	OTHER REVENUE	
PUBLIC WELFARE	\$ 22,427,637	\$ 32,744,765	\$ 16,966,221	\$ 54,600	\$ 72,193,223
HOSPITAL CARE	49,016		2,133,646	5,966,974	8,149,636
CARD OF COURT WARDS			331,344	397,501	728,845
VETERANS SERVICE	24,543		65,857		90,400
TOTAL	\$ 22,501,196	\$ 32,744,765	\$ 19,497,068	\$ 6,419,075	\$ 81,162,104
PROPORTION OF COST	27.7%	40.4%	24.0%	7.9%	100.0%

SOURCE OF FUNDS EXPENDED FOR PUBLIC ASSISTANCE  
 JULY 1, 1969 THROUGH JUNE 30, 1970

PURPOSE OF EXPENDITURE	SOURCE OF FUNDS				TOTAL EXPENDITURES
	STATE AID	FEDERAL AID	LOCAL PROPERTY TAXES	OTHER REVENUE	
PUBLIC WELFARE	\$ 27,686,504	\$ 41,430,181	\$ 21,412,724	\$ 225,013	\$ 90,754,422
HOSPITAL CARE	26,912		(814,342)	9,184,768	8,397,338
CARE OF COURT WARDS			375,054	425,461	800,515
VETERANS SERVICE	22,959		77,685		100,644
TOTAL	\$ 27,736,375	\$ 41,430,181	\$ 21,051,121	\$ 9,835,242	\$100,052,919
PROPORTION OF COST	27.7%	41.4%	21.1%	9.8%	100.0%

COUNTY OF SAN DIEGO FINAL BUDGET  
1970-1971  
DEPARTMENT OF THE COUNTY ENGINEER  
WORK PROGRAM

ADMINISTRATION		\$ 750,348	
LESS - DISTRIBUTION TO PROJECTS AND PROGRAMS		(750,348)	
CONSTRUCTION			
SELECT SYSTEM PROJECTS (INCLUDES FAS)	\$ 7,190,765		
MINOR SYSTEM PROJECTS	821,294		
TOTAL CONSTRUCTION PROJECTS		8,012,059	
OILING			
OILING & GRADING PROJECTS		512,024	
RIGHT OF WAY DISTRIBUTED TO PROJECTS		1,536,100	
ENGINEERING UNDISTRIBUTED TO PROJECTS		1,142,393	
RIGHT OF WAY UNDISTRIBUTED TO PROJECTS		300,000	
TOTAL CONSTRUCTION			\$ 11,502,576
MAINTENANCE			
MAINTENANCE OF ROADS & BRIDGES			
ROUTING MAINTENANCE PROGRAM	3,226,800		
SPECIAL MAINTENANCE PROGRAM	310,478		
TOTAL MAINTENANCE - ROADS AND STREETS		3,537,278	
MAINTENANCE OF ROAD COMMUNICATIONS		153,000	
MATERIALS & SUPPLIES INVENTORY		120,000	
TOTAL MAINTENANCE PROGRAM			3,810,278
WORK FOR OTHER AGENCIES			737,542
ACQUISITION OF EQUIPMENT			
ROAD FUND ACQUISITION		38,893	
CONTRIBUTION TO ROAD EQUIPMENT WORKING CAPITAL FUND		96,750	
TOTAL ACQUISITION OF EQUIPMENT			135,643
PLANT ACQUISITION			301,550
RECOVERABLE COSTS			1,534,835
EXPENDITURE TRANSFERS AND REIMBURSEMENTS			
COSTS APPLIED	(1,534,835)		
REIMBURSED PROJECTS	(1,052,992)		
TOTAL TRANSFERS AND REIMBURSEMENTS			(2,587,827)
TOTAL WORK PROGRAM - 1970-71			\$ 15,434,597

COUNTY OF SAN DIEGO FINAL BUDGET  
1970-1971

ROAD CONSTRUCTION PROJECTS

WORK ORDER NUMBER	ROAD OR STREET	FROM	TO	LENGTH	AMOUNT
	TOPICS	ALL DIVS	DIV 1 2 3	.00	\$ 423,100
	LANDSCAPING	CO-OP	DIV 1,2,3	.00	78,022
	LANDSCAPING	HONOR CAM	DIV 1,2,3	.00	55,000
1 2291	CHASE AV	ANZA ST	JAMACHA R	1.87	189,716
1 2551	CONRAD DR	D79 CAMPO	F33 FUERT	1.75	202,070
1 2552	BANCROFT DR	LAMAR ST	SD 94	.82	12,000
1 2553	FUERTE DR	AVOCADO D	KAREN WY	.62	81,650
1 2573	PALM ST	.02EGOLDE	D70	.74	139,328
1 2574	AVOCADO DR	SD 94	EC CL	1.38	303,556
1 2646	PARADISE VLY RD	SD CL	ELKELTON	.89	132,176
1 2705	ESTRELLA-CHALLEN	N BONITA	ALTA MIRA	.63	128,410
1 2708	OTAY VALLEY RD	1.4EG10-2	2.2M E	.83	60,855
1 2727	BONITA RD	G39	Z1190	1.29	158,390
1 2728	EUCLID AV EXT	INT 805	RIDGEWAY	.28	53,762
1 2734	BONITA RD	PALM DR	.06WFRISB	.57	106,500
1 2767	COPPS LN	F 3	.37E F 3	.37	3,510
1 2776	H ST	HILLTOP D	PT E I805	.63	6,000
1 2782	OTAY LAKES RD	D24 A	G 6	3.03	131,422
1 2858	SWEETWATER RD	G60	D60	2.27	5,000
1 2861	THIRTIETH-GROVE	I AV	INT 805	.90	105,384
1 2866	NATIONAL AV	OXFORD	VICINITY	.95	12,000
1 2890	DIXON DR	.06ECV CL	BOX CULVE	.00	10,180
1 2891	EMERSON ST	.05W 1 ST	BOX CULVE	.00	10,180
1 2892	OXFORD ST	.01E ALPI	BOX CULVE	.00	10,180

COUNTY OF SAN DIEGO FINAL BUDGET  
1970-1971

## ROAD CONSTRUCTION PROJECTS

WORK ORDER NUMBER	ROAD OR STREET	FROM	TO	LENGTH	AMOUNT
1 2918	JAPATUL RD	F21 LYONS	2.87M SW	2.31	\$ 55,080
1 2923	ORANGE AV	G45 NATIO	INT 805	2.35	48,470
1 2924	OTAY LAKES RD	G61	G37 WUEST	3.96	71,392
1 2957	OTAY LAKES RD	.62EZ1191	3.37M E	2.75	19,960
1 2958	COUNTY RD	F8	2.12SW F8	2.12	13,917
1 2959	HWY 8 BUSINESS	.30N E23A	.75N E23A	.45	4,431
1 2959	WILLOWS RD	E37	Z1029	.29	953
1 2959	WILLOWS RD	Z1031	END	1.07	3,510
1 2959	WILLOWS RD	E28	SD 8	.45	3,942
1 2960	JAPATUL RD.	.90SW F47	1.6SZ1334	3.00	19,694
1 2961	LAKE MORENA DR	F24-1	Z1046	.43	2,822
1 2961	OAK DR	F24	F53	1.60	11,380
1 2962	BUENA VISTA AV	D56	NORTH AV	.13	1,189
1 2962	KENWOOD DR	HELIX ST	BARBIC CT	.45	3,907
1 2962	CHALLENGE BL	F3	ALTA MIRA	.55	2,888
1 2962	S BARCELONA ST	SD 94	HIGHLA BL	.92	6,303
1 2962	SWTR SPR BL	SD 94	CRISTOBAL	.26	2,376
1 2962	WILLOW GLEN DR	F10	1.37N F10	1.37	12,519
1 2962	BEYER WY	G10	SD CL	.28	2,302
1 2962	OTAY MESA RD	SD CL	G8-1	2.59	14,198
1 2962	GRANITE HS DR	GRANITE H	EC CL	.48	4,604
1 2962	LEXINGTON ST	EC CL	EC CL	.06	327
1 2962	THIRD ST	EC CL	EC CL	.25	2,281
1 2962	JAMACHA BL	KEMPTON	D18	.54	8,831

COUNTY OF SAN DIEGO FINAL BUDGET  
1970-1971

ROAD CONSTRUCTION PROJECTS

WORK ORDER NUMBER	ROAD OR STREET	FROM	TO	LENGTH	AMOUNT
1 2962	OTAY VALLEY RD	2.9EG10-2	.15WG10-1	.15	\$ 2,882
1 2962	VISTA GRANDE RD	F 8	F27-1	1.38	11,937
1 2962	BARTON DR	ENGLEWOOD	ENSENADA	.18	1,195
1 2962	DAYTON DR	SKYLINE D	.04SW NIC	.30	2,055
1 2962	ELDORA ST	GLENCOE D	ALTON DR	.13	889
1 2962	ENGLEWOOD DR	ALTON DR	CANTON DR	.41	2,807
1 2962	ENSENADA ST	.37NE ELD	ALTON DR	.27	1,851
1 2962	HARNESS ST	D45	HELIX ST	.35	2,875
1 2962	LAMAR ST	CENTRAL	BANCROFT	.27	1,482
1 2962	NICHALS ST	ENGLEWOOD	END	.29	1,988
1 2962	NORTH AV	GROVE ST	BUENA VS	.41	2,246
1 2962	PALM ST	D45	TROY ST	.21	1,249
1 2962	VALENCIA ST	BANCROFT	D45	.48	2,629
1 2962	N BARCELONA ST	SD 94	SAN JUAN	.06	546
1 2962	VISTA WY	MONAHAN	CRESTVW	.10	711
1 2962	BONITA RD	.08N D24A	D23	.18	1,482
1 2962	VALLEY VISTA RD	MESA VIST	PRADERA P	.45	3,292
1 2962	VISTA DR	PEPPR TRE	G55	.40	2,738
1 2962	EL RHO DR	MADISON	NARANCA	.27	1,973
1 2962	NARANCA AV	EL RHO DR	CUL D SAC	.12	874
1 2964	LAWSON VLY RD	2.4NZ1307	END	2.59	19,980
1 2965	OTAY VALLEY RD	2.9EG10-2	.15WG10-1	.15	9,174
1 2971	PALOMAR ST	.28E MELR	OLEANDER	.15	63,240
1 2972	LA POSTA RD	SD 8	.75 INT 8	.70	7,373

COUNTY OF SAN DIEGO FINAL BUDGET  
1970-1971

ROAD CONSTRUCTION PROJECTS

WORK ORDER NUMBER	ROAD OR STREET	FROM	TO	LENGTH	AMOUNT
1 2973	VISTA GRANDE RD	F 8	F27-1	1.38	\$ 12,878
1 2974	S BARCELONA ST	.05S SD94	BUENA VS	.16	5,842
1 2975	SWTR SPR BL	CRISTOBAL	D22	1.07	18,326
1 2976	WILLOW GLEN DR	1.37N F10	2.24N F10	.87	18,704
1 2977	WILLOW GLEN DR	2.24N F10	F8	.85	18,443
1 2978	BEYER WY	G10	SD CL	.28	6,169
1 2979	THIRD ST	EC CL	EC CL	.25	6,706
1 2980	MAIN ST	.03E SDCL	G10	.32	2,856
1 2980	MAIN ST	G54	G31	.79	7,956
1 2982	KENWOOD DR	BANCROFT	HELIX ST	.28	10,263
1 2984	JAMACHA BL	OMEGA ST	LA PRESA	.51	12,030
1 2986	CENTRAL AV	COLLEGE	D70	1.14	30,080
1 2987	FUERTE DR	LEMON AV	F 3 AVOCA	1.40	12,000
1 2988	JAMACHA RD	D1B SWEET	PRESIOCA	.72	7,200
1 2989	LEMON AV	F 6 BANCROFT	F29 A FUE	1.32	15,000
1 2990	JAMACHA BLVD	SD 94	MARIA	3.67	18,000
1 2992	MAIN ST-OTAY	G31	.14E MACE	.80	8,000
1 2993	LAWSON VLY RD	2.4NZ1307	END	2.59	19,980
1 2994	WILLOW GLEN DR	.05NE F10	CULVERT	.00	2,413
1 2995	S BARCELONA ST	.02S SD94	.08SDDLOR	.14	5,600
1 2998	SWEETWATER RD	D22-2	INTERSECT	.00	24,620
1 3000	THIRD AV	PALOMAR S	INTERSECT	.00	2,930
1 3001	KENWOOD DR	BANCROFT	BRIDGE	.00	4,440
1 3002	ALTO DR	MESA VIST	LEMON AV	.55	3,309



COUNTY OF SAN DIEGO FINAL BUDGET  
1970-1971

ROAD CONSTRUCTION PROJECTS

WORK ORDER NUMBER	ROAD OR STREET	FROM	TO	LENGTH	AMOUNT
1 3002	EDGEWOOD DR	F6	F44	.65	\$ 4,266
1 3002	LAVELL ST	EDGEWOOD	5.53M NE	.62	3,560
1 3003	ROGERS RD	D79	F31	.58	4,633
1 3003	IVY ST	D42	END	.19	1,355
1 3003	PRESIOCA ST	HARNESS S	D19	.25	1,364
1 3004	ALTA MIRA DR	CHALLENGE	END	.47	2,315
1 3004	CALAVO DR	CHALLENGE	F33	.90	5,170
1 3004	DEERHORN VLY RD	.48E F20D	END	.80	4,160
1 3004	DON PICO CT	DON PICO	END	.11	603
1 3004	DON PICO RD	CALAVO DR	SWTR SPR	.44	2,650
1 3004	DUTTON DR	NABAL DR	F3	.20	1,205
1 3004	N CORDOBA AV	ESTRELLA	SN CRSTB	.15	987
1 3004	S GRANADA AV	SD 94	BUENA VS	.21	1,664
1 3004	SCENIC TR	DON PICO	CRISTOBAL	.09	589
1 3005	ALLEN SCHOOL RD	LOMA PASE	CV CL	.18	1,179
1 3005	LAKEVIEW AV	FAXON ST	D1A	.48	3,154
1 3005	LAKEVIEW AV	D22B	LEIGH AV	.14	841
1 3006	BLUEGILL DR	WHT GOOSE	CAN HONKE	.20	1,093
1 3006	CAN HONKER RD	DOVE AV	END	.13	785
1 3006	CANVASBACK DR	WHT GOOSE	END	.12	722
1 3006	COUNTY RD	F24	F24-1	.26	1,709
1 3006	DOVE AV	CAN HONKR	LAKEVIEW	.05	301
1 3006	LAKE VIEW DR	MORENA VW	QUAIL RD	.13	638
1 3006	MORENA VIEW DR	F24-2	END	.18	888

COUNTY OF SAN DIEGO FINAL BUDGET  
1970-1971

ROAD CONSTRUCTION PROJECTS

WORK ORDER NUMBER	ROAD OR STREET	FROM	TO	LENGTH	AMOUNT
1 3006	MORENA VIEW DR	END	END	.08	\$ 523
1 3006	QUAIL RD	F24-1	END	.31	1,695
1 3006	WHITE GOOSE RD	CAN HONKE	END	.30	1,643
1 3007	BONITA MESA RD	PUTTER DR	Z1210	.17	1,045
1 3008	S.GRANADA AV	.01MSFOND	BOX CULV	.00	13,940
1 3009	MOSS ST	COLORADO	BOX CULVE	.00	8,775
1 3010	WESTBY ST	FIFTH AV	DROP INLE	.00	617
1 3011	VALLEY RD	.17WD33-2	CULVERT	.00	2,228
1 3012	JAPATUL RD	.11W F21	2.87M W	1.00	8,052
1 3013	JAMACHA RD	ELKELTON	INTERSECT	.00	24,720
1 3014	SKYLINE DR	CANTON DR	INTERSECT	.00	28,080
2 2114	LOS COCHES RD	SD 67	INT 8	1.30	309,988
2 2116	CYPRESS LN	CUYAMACA	BRADLEY	1.04	163,185
2 2337	MISSION GORGE RD	D74	SD 67	3.73	602,680
2 2340	ESPOLA RD	D 7 B	.29S D 7B	.29	30,244
2 2465	SAN VICENTE-10TH	.5N HANSO	TENTH ST	.44	35,009
2 2467	POMERADO RD	US 395	.90M E	.90	102,000
2 2469	METATE LN	RICK S1	D10 B	.93	65,323
2 2470	POMERADO RD	STONE CYN	.51M N	.51	30,600
2 2521	WILLOW RD	SD 67	ELMONTEPK	1.57	15,700
2 2559	LAGUNA MTN RD	3.27SD 80	5.53M NE	2.26	19,786
2 2560	LAGUNA MTN RD	J31-1	1.6S21050	2.26	19,786
2 2561	PINE CK RD	SD 8	Z1348	1.75	8,615
2 2562	DI GIORGIO RD	H51	H50	1.14	7,485

COUNTY OF SAN DIEGO FINAL BUDGET  
1970-1971

ROAD CONSTRUCTION PROJECTS

WORK ORDER NUMBER	ROAD OR STREET	FROM	TO	LENGTH	AMOUNT
2 2563	SPLIT MTN RD	J12	SD 78	2.62	\$ 15,765
2 2564	MESA GRANDE RD	Z1432	C 5	1.75	8,676
2 2565	MESA GRANDE RD	3.49SE C7	SD 79	2.42	15,786
2 2566	HANSON LN	E 5	RAMONA ST	.75	6,595
2 2567	MONTEZUMA VLY RD	.76EZ1515	2.3EZ1515	1.58	13,831
2 2568	MONTEZUMA VLY RD	2.4EZ1515	4.0EZ1515	1.60	14,004
2 2569	SAN FELIPE RD	2.0NZ1489	SD79	1.80	19,694
2 2570	FIRST ST	EC CL	E22	.87	5,163
2 2570	MANZANITA RD	OAK CREEK	VALLE VS	.75	4,282
2 2570	COUNTY RD	E37	Z1022	.45	3,292
2 2570	RIVERSIDE DR	.12NZ1014	E12	.37	2,875
2 2570	CREEKFORD	E21	RIVERVIEW	.48	2,629
2 2570	EMERALD GROVE AV	ALMOND RD	CUL D SAC	.75	4,454
2 2570	FARMINGTON DR	LEMON CST	SINGLE DA	.22	1,809
2 2570	GOLDEN RIDGE RD	EMERALD G	E21	1.15	6,303
2 2570	LAKEVIEW RD	E 1 A	LAKESHORE	.18	1,645
2 2570	PROSPECT AV	LEMON CRS	SD 67	.47	2,896
2 2570	WINTER GDNS DR	E21	END	.70	3,838
2 2571	SEVENTH ST	ASHLEY RD	G ST	.35	2,158
2 2571	EIGHTH ST	ASHLEY	G ST	.50	3,428
2 2571	FOURTEENTH ST	H ST	D ST	.28	1,536
2 2571	G ST	9TH ST	7TH ST	.22	1,605
2 2571	H ST	RAMONA ST	E5	.87	4,768
2 2572	HIGHLAND VLY RD	Z1566	SD 67	.94	15,923

COUNTY OF SAN DIEGO FINAL BUDGET  
1970-1971

ROAD CONSTRUCTION PROJECTS

WORK ORDER NUMBER	ROAD OR STREET	FROM	TO	LENGTH	AMOUNT
2 2573	CARLTON HLS BLVD	MAST BLVD	LAKE CYN	.48	\$ 38,064
2 2573	CARLTON HLS BLVD	CARLTON O	LAKE CYN	1.86	4,682
2 2573	CARLTON HLS BLVD	CARITA RD	INTERSECT	.07	2,950
2 2573	CARLTON HLS BLVD	GALSTON D	INTERSECT	.07	2,950
2 2573	CARLTON HLS BLVD	CARLTON O	INTERSECT	.07	2,950
2 2573	CARLTON HLS BLVD	MAST BLVD	INTERSECT	.05	2,166
2 2573	CARLTON HLS BLVD	STOYER	INTERSECT	.07	2,950
2 2574	CUYAMACA ST	MESA AV	BINGHAM R	.27	20,117
2 2575	MAPLEVIEW ST	PIND DR	SD 67	.73	27,460
2 2576	MAST BLVD	CARLTON H	CAMBURY D	.87	59,524
2 2576	MAST BLVD	CARLTON H	CAMBURY	1.74	4,366
2 2576	MAST BLVD	CARLTON H	INTERSECT	.05	2,116
2 2576	MAST BLVD	DOMER RD	INTERSECT	.07	2,950
2 2576	MAST BLVD	HALBERNS	INTERSECT	.07	2,950
2 2576	MAST BLVD	RYDER RD	INTERSECT	.07	2,950
2 2576	MAST BLVD	VOMAC RD	INTERSECT	.07	2,950
2 2577	DYE RD	Z1558	SD 67	1.84	8,747
2 2578	LAGUNA MTN RD	US 80	J37	10.46	19,980
2 2579	SUNRISE HWY	Z1059	Z1060	1.35	10,578
2 2580	PALM CANYON DR	.30EZ1508	H38-1	1.35	15,995
2 2581	PEG LEG RD	1.21NH381	H50	1.42	17,882
2 2582	HANSON LN	KEYES	E 5	.99	19,869
2 2583	PEPPER DR	E45	.08E ROXA	.30	3,978
2 2584	MAGNOLIA AV	.58N PARK	BRIDGE	.06	23,400

COUNTY OF SAN DIEGO FINAL BUDGET  
1970-1971

ROAD CONSTRUCTION PROJECTS

WORK ORDER NUMBER	ROAD OR STREET	FROM	TO	LENGTH	AMOUNT
2 2585	CORTE MADERA	US 80	INT 8	.70	\$ 7,000
2 2586	SAN FELIPE RD	.4NW SD78	BRIDGE	.00	61,000
2 2588	SAN FELIPE RD	SD 79	SD 78	16.89	6,700
2 2589	COMMUNITY RD	.89N D108	.02N NORW	.63	113,796
2 2590	BOULDER CREEK RD	4.0N E12	10.7N E12	.00	7,426
2 2591	ENGINEERS RD	1.2N SD79	4.05NSD79	.00	3,957
2 2592	BOULDER CREEK RD	1.0NBLDRC	3.25N	.00	1,782
2 2593	ESPOLA RD	.09SZ1408	CULVERT	.00	1,510
2 2594	GARDEN RD	.06EZ1405	BOX CULV	.00	9,231
2 2595	POMERADO RD	1.03N A62	BOX CULV	.00	18,122
2 2596	BOULDER CREEK RD	6.3NBLDRC	CULVERT	.00	1,020
2 2597	MISSION GORGE RD	.94S SDCL	D74	.34	3,397
2 2598	CARLTON HLS BLVD	CARLTON D	LAKE CYN	.93	44,000
2 2599	MAST BLVD	CARLTON H	CAMBURY D	.87	51,000
2 2600	WINTERGARDENS BL	SD 67	INTER	.00	35,700
2 2601	FRONTAGE RD	SD103	INTER	.00	15,300
2 2602	AIRPORT DR	D75	WING AV	.15	987
2 2602	DENNY WY	D75	WING AV	.16	1,055
2 2602	FLOYD SMITH DR	JOHNSON A	WING AV	.35	3,067
2 2602	JOHNSON AV	CYPRESS L	FLOYD SM	.09	987
2 2602	SINGLE OAK DR	END	AV A	.64	4,902
2 2602	SUNNY LN	E1-1	END	.23	2,137
2 2602	WING AV	FLYD SMT	END	.47	3,087
2 2603	COUNTRY CLUB RD	SUNSET RD	WAGON RD	2.69	17,660

COUNTY OF SAN DIEGO FINAL BUDGET  
1970-1971

ROAD CONSTRUCTION PROJECTS

WORK ORDER NUMBER	ROAD OR STREET	FROM	TO	LENGTH	AMOUNT
2 2604	LOT A RD	PAYSON DR	END	.07	\$ 347
2 2604	PAYSON DR	SD 79	END	.45	1,726
2 2604	PINE HS RD	PINE RDG	E7	.82	4,484
2 2605	TELFORD LN	KEYES RD	ASHLEY	.49	3,219
2 2606	MARTINCOIT RD	STONE CYN	END	.43	3,142
2 2606	SAN PASQUAL RD	ESC CL	SD CL	.81	4,070
2 2606	SAN PASQUAL RD	SD CL	SD CL	.40	2,008
2 2606	TWIN PK RD	.26NW DB	D50	.77	5,273
2 2606	ACORN PATCH RD	MARTINCOI	END	.14	1,026
2 2606	AVE FLORENCIA	D7	DEL NORTE	.79	5,771
2 2606	AVE GRANADA	AVE FLORE	END	.15	1,099
2 2606	BENNYE LEE DR	LUISENO	INDIAN TR	.11	902
2 2606	INDIAN IL	END	CUL D SAC	.25	2,055
2 2606	JACKRABBIT RD	ORCHD BEN	END	.15	1,168
2 2606	MORENE ST	OAK KNOLL	ILENE ST	.29	2,382
2 2606	NEDDICK AV	D10A	STANDISH	.22	1,809
2 2606	SAGEWOOD DR	MARTINCOI	CUL D SAC	.78	6,413
2 2606	SUNSET DR	JUNIPER	ESC CL	.21	1,153
2 2606	TUSTIN ST	MONTAUK	CARRIAGE	.22	1,809
2 2606	VALLE VERDE RD	D7A	CUL D SAC	.40	2,561
2 2606	WILDERNESS RD	CUL D SAC	SAGEWOOD	.06	492
2 2606	WILLOW RUN RD	ORCHD BEN	END	.25	1,940
2 2607	CARLTON OAKS DR	PEBBLE BE	CARLTON H	.56	22,230
2 2608	TENTH ST	SD78	H ST	.36	7,925

COUNTY OF SAN DIEGO, FINAL BUDGET  
1970-1971

365

ROAD CONSTRUCTION PROJECTS

WORK ORDER NUMBER	ROAD OR STREET	FROM	TO	LENGTH	AMOUNT
2 2609	LAGUNA MTN RD	1.0N US80	15.0M N	14.00	\$ 52,608
2 2610	COUNTY RD	J31 A	Z1060	2.13	19,980
2 2611	PALM ROW DR	RIVERSIDE	OAK CREEK	.3	8,336
2 2612	FRISIUS DR	E8	COUNTY RD	.17	5,261
2 2613	WYNOLA RD	1.13W H10	2.74W H10	1.61	18,271
2 2614	PINE HILLS RD	.25S E 18	CULVERT	.00	799
2 2615	HIGHLAND VLY RD	2.2E D 3	CULVERT	.00	619
2 2616	MCFERON RD	.03E D67	BOX CULVE	.00	8,758
2 2617	COUNTY RD	.95N E. 3	CULVERT	.00	1,221
2 2618	LEMON CREST DR	.08E E21	CULVERT	.00	1,154
2 2619	LILAC DR	MANZANITA	CULVERT	.00	1,421
2 2620	ELEVENTH ST	.02N BARN	CULVERT	.00	466
2 2621	H ST	.03E THIR	CULVERT	.00	444
2 2622	HIGHLAND VLY RD	2.6E E 3	CULVERT	.00	1,865
2 2623	HILLCREST LN	.05E THIR	CULVERT	.00	434
2 2624	ROWLEY AV	.13W ROMO	CULVERT	.00	991
3 2183	VULCAN-SAN ELIJO	A24	E. ST	1.96	272,100
3 2204	WASHINGTON AV	ESC CL	B35	.97	19,980
3 2207	RHO SANTA FE RD	.08N A27	BRIDGE	.02	47,882
3 2251	LOMAS SANTA FE D	RIDS AV	INT 5	.67	122,894
3 2295	E.FULVIA-WOODLEY	VULCAN AV	INT 5	.55	102,500
3 2429	RECHE RD	H20 GIRD	H18 RECHE	.46	47,870
3 2430	FALLBROOK ST EXT	H24 STAGE	H30 RECHE	2.00	11,000
3 2497	STAGE COACH LN	H53 B	H53 B	3.23	58,736

COUNTY OF SAN DIEGO FINAL BUDGET  
1970-1971

ROAD CONSTRUCTION PROJECTS

WORK ORDER NUMBER	ROAD OR STREET	FROM	TO	LENGTH	AMOUNT
3 2566	SAXONY RD	WOODLEY R	A23	1.18	\$ 162,818
3 2572	STEVENS AV	VALLEY AV	NARDD AV	.14	23,800
3 2575	CAMINO DEL REY	.28NW B 4	BRIDGE	.12	20,000
3 2578	PEPPER TREE LN	H53 B	H30-1	1.26	126,332
3 2581	BROADWAY	.06N B 5C	BOX CULVE	.00	15,300
3 2620	OLD CASTLE RD	.6E B 6 B	BRIDGE	.03	101,200
3 2621	GOPHER CYN	.69E B19	BRIDGE	.01	57,700
3 2635	MANCHESTER AV	INT 5	A23	2.60	48,520
3 2664	BROOK RD	H22-1	Z1835	.53	3,478
3 2664	DE LUZ RD	Z1816	Z1814	.68	4,094
3 2664	MC DONALD RD	H22	END	.25	1,643
3 2665	DESCANSO AV	ALAMITOS	A25	.57	3,742
3 2665	POINSETTIA AV	A20	OLEANDER	1.24	8,141
3 2666	COOL VLY RD	B9	END	1.54	12,638
3 2667	FRUITVALE RD	B11-1	B9	1.75	14,365
3 2668	W LILAC RD	SD 395	3.02M E	3.02	19,826
3 2669	BROADWAY	NORTH AV	B17-1	.79	4,330
3 2669	EL CAM DEL NORTE	.15E VAL	A19	2.20	12,061
3 2669	FELICITA RD	A70	ESC CL	.14	649
3 2669	SEVENTEENTH AV	REDWOOD	HAMILTON	2.02	4,764
3 2669	VIA RANCHO	A30-1	VIA LA CU	3.22	7,596
3 2669	SUMMIT RIDGE RD	SUMMIT DR	CUL D SAC	.12	984
3 2669	SUZANNE LN	MONTIEL	CUL D SAC	.13	1,072
3 2669	VIA FLORA RD	MONTIEL	CUL D SAC	.10	820



COUNTY OF SAN DIEGO FINAL BUDGET  
1970-1971

367

ROAD CONSTRUCTION PROJECTS

WORK ORDER NUMBER	ROAD OR STREET	FROM	TO	LENGTH	AMOUNT
3 2669	AVE MARAVILLAS	A31-A	A23	1.57	\$ 8,249
3 2669	LA CRESCENTA	V D FORTU	END	.50	1,830
3 2669	LA GRACIA	A32	A31-A	1.03	5,648
3 2669	SOLANA DR	IDA AV	A31-1	.27	1,482
3 2669	SUMMIT RIDGE DR	SUMMIT DR	CUL D SAC	.24	557
3 2669	SUZANNE LN	MONTIEL	CUL D SAC	.26	589
3 2669	VIA FLOKA RD	MONTIEL	CUL D SAC	.20	463
3 2669	SOLANA DR	IDA AV	A31-1	.54	1,250
3 2670	UNION ST	A75	OCEAN VW	.23	1,366
3 2670	RHO SANTA FE RD	.04SW LAK	.75SW A27	2.77	35,847
3 2670	ARDEN DR	MELBA RD	D ST	.45	2,465
3 2670	D ST	STRATFORD	CORNISH D	.16	915
3 2670	EDLUS AV	ORPHEUS	ANDREW	1.22	6,686
3 2670	FAITH AV	MACKINNON	CUL DE SA	.16	1,318
3 2670	MANCHESTER AV	A24	BRMGHAM	.25	1,715
3 2670	MC NEILL AV	CORNISH	A75	.13	711
3 2670	MELBA RD	CORNISH	DEVONSHIR	.25	1,372
3 2670	QUAIL GDNS DR	A23	Z1874	.73	4,002
3 2670	SAN DIEGUITO DR	REQUEZA S	SANTA FE	.51	2,792
3 2670	SANFORD ST	A75	END	.23	1,263
3 2670	WESTMINSTER DR	MONTGMRY	RUBNSTEIN	.22	1,407
3 2670	EUGENIE AV	SIDONIA	END	.11	1,202
3 2670	NORFOLK DR	A24	EDINBURG	.20	1,632
3 2671	S GRADE RD	SD 76	H3A	6.89	63,701

COUNTY OF SAN DIEGO FINAL BUDGET  
1970-1971

ROAD CONSTRUCTION PROJECTS

WORK ORDER NUMBER	ROAD OR STREET	FROM	TO	LENGTH	AMOUNT
3 2671	COUNTY RD	SD 76	SD 76	.31	\$ 1,413
3 2671	COUNTY RD	SD 76	SD 76	.26	1,426
3 2671	COUNTY RD	SD 76	SD 76	.21	1,153
3 2672	ALVARADO ST	H53B	H24	1.40	7,991
3 2672	MISSION RD	H22	A74	1.99	18,180
3 2672	MONTE VISTA DR	VISTA CL	B15	.35	2,240
3 2672	OSBORNE ST	MAELEE DR	H53B	1.02	7,452
3 2672	ELBROOK DR	H30	ELDER ST	.25	2,055
3 2672	FIG ST	WISCONSIN	H53B	.25	2,281
3 2672	PEYRI DR	A 9-5	C CL	.10	546
3 2672	PEYRI DR	C CL	A76	.25	1,140
3 2673	HARMONY GROVE RD	1.2NE A27	1.78M NE	.58	19,980
3 2674	ELFIN FOREST RD	.56WZ1715	1.13M NW	.57	19,980
3 2675	RICE CANYON RD	SD 76	.95N SD76	.95	19,980
3 2676	COLE GRADE RD	1.91WSD76	3.27M W	1.36	19,877
3 2677	LILAC RD	2.2N B6 B	2.7N B6 B	.50	19,980
3 2678	HILL AV	ESC CL	MIDWAY DR	.32	7,549
3 2679	OLIVE HILL RD	.52N A 8	A7-1	1.17	19,980
3 2680	MESA GRANDE RD	C19	2.0M SW	2.00	20,000
3 2681	HUTCHISON ST	.07N DRIE	H53A	.25	2,766
3 2681	OSBORNE ST	A11-1	MAELEE DR	.48	2,657
3 2682	OLD RIVER RD	.3MS B5 C	BRIDGE	.00	5,000
3 2683	CAMINO DEL REY	B 4 W LIL	US 395	4.31	40,000
3 2684	MELROSE DR EXT	VI CL	OC CL	.80	8,000

COUNTY OF SAN DIEGO FINAL BUDGET  
1970-1971

ROAD CONSTRUCTION PROJECTS

WORK ORDER NUMBER	ROAD OR STREET	FROM	TO	LENGTH	AMOUNT
3 2685	S SANTA FE AV	VI CL	SM CL	2.71	\$ 47,142
3 2686	COLE GRADE RD	.73SWS076	BRIDGE	.08	23,400
3 2687	COUSER CYN RD	.3S SD 76	BRIDGE	.12	23,400
3 2690	VLY CENTER RD	C 2	B 1 A	4.85	80,390
3 2692	MAIN ST	ALVARADO	INTERSECT	.00	21,360
3 2693	CIRCLE R DR	.25NE 822	BRIDGE	.03	3,000
3 2694	ORO VERDE RD	END	Z1636	.22	1,445
3 2694	REED RD	CITRUS AV	END	1.01	6,631
3 2695	CAPRI RD	CAUDOR ST	GASCONY R	.22	1,445
3 2695	CAUDOR ST	CAPRI RD	NOMA	.38	2,496
3 2695	GASCONY RD	CAPRI RD	END	.29	1,901
3 2695	LEORA LN	NOMA LN	END	.06	491
3 2695	NOMA LN	Z1860	LEORA LN	.06	391
3 2695	SIDONIA ST	Z1859	PASSIFLOR	.25	1,643
3 2696	CALAVO RD	.26E H223	H47	.30	1,967
3 2696	CLEMMENS LN	A6	VINE ST	.37	2,533
3 2696	HELLERS BEND	H53 B	H53 B	.98	6,431
3 2696	MORRO RD	Z1828	H30	.76	4,988
3 2696	PALOMINO RD	H22	Z1828	.24	1,577
3 2697	WINTER WARM DR	H19	H42	1.23	8,074
3 2698	CASSOU RD	SM CL	B15	1.05	7,468
3 2698	FAIRVIEW DR	B19	END	.86	5,643
3 2698	FRUITLAND DR	B19	END	.38	2,496
3 2698	LONE OAK RD	B18	END	.39	2,563

COUNTY OF SAN DIEGO FINAL BUDGET  
1970-1971

ROAD CONSTRUCTION PROJECTS

WORK ORDER NUMBER	ROAD OR STREET	FROM	TO	LENGTH	AMOUNT
3 2699	HANNALEI DR	WOODLAND	Z1792	1.13	\$ 7,419
3 2699	MIRA SOL	BELLA VIS	END	.40	2,623
3 2699	SUNRISE DR	VALLEY DR	B15-5	.22	1,682
3 2699	WATSON WY	WOODLAND	YETTFORD	.33	2,166
3 2699	WOODLAND DR	WATSON WY	B34	.54	3,543
3 2700	OLD RD	B35	END	.22	1,445
3 2700	VESPER RD	B35	B11	1.63	10,704
3 2701	HAMILTON LN	MILLER AV	A47	.25	4,706
3 2701	N IRIS LN	.05NUS395	ESC CL	.22	4,320
3 2701	REES RD	.21NE B30	END	.25	6,986
3 2702	VIA DE ALBA	CAZ D BOS	LOS ARBOL	.71	13,169
3 2703	DISCOVERY ST	.09SE SAN	DISCOVERY	.39	7,592
3 2703	REGAL RD	REQUEZA S	.19S MELB	.44	7,687
3 2703	SPARTA DR	A79	URANIA	.09	1,918
3 2704	BROOK RD	Z1835	H22	.18	3,025
3 2705	LINDA VISTA DR	LA CANADA	VIA MONSE	1.16	19,175
3 2706	OLD STAGE RD	H30	H53B	.89	14,188
3 2707	RANGER RD	H53 B	H18	1.74	19,842
3 2708	FALLBROOK ST	H53 B	HILL AV	.13	11,938
3 2709	JESMOND DENE RD	.39N JESD	SD 395	.75	4,766
3 2710	NATE HARRISON GD	.50 Z1685	CULVERTS	.00	5,943
3 2711	FALLBROOK ST	.03W H53B	BOX CULV	.00	16,180
3 2712	GLENRIDGE RD	CITRUS AV	.14E CITR	.14	6,105
3 2713	VIA DE LA VALLE	VIA DE SA	INTERSECT	.00	2,552

COUNTY OF SAN DIEGO FINAL BUDGET  
1970-1971

371

ROAD CONSTRUCTION PROJECTS

WORK ORDER NUMBER	ROAD OR STREET	FROM	TO	LENGTH	AMOUNT
3 2714	CLARENCE DR	MONTGOMER	YORK DR	.46	\$ 8,223
3 2717	GAMBLE LN	BERNARDO	US 395	.90	10,000
3 2718	RECHE RD EXT	H30-1	H53 B	1.36	24,000
TOTAL CONSTRUCTION PROJECTS				325.40	\$ 8,012,059

COUNTY OF SAN DIEGO FINAL BUDGET  
1970-1971  
INDEX TO DEPARTMENTAL BUDGETS

	REVENUE ESTIMATED PAGE	EXPENDITURE APPROPRIATION PAGE		REVENUE ESTIMATED PAGE	EXPENDITURE APPROPRIATION PAGE
ADVERTISING COUNTY RESOURCES - - - - -		97	MUNICIPAL COURTS:		
AGRICULTURE, DEPARTMENT OF - - - - -	38	133	EL CAJON - - - - -	30	105
ASSESSOR - - - - -	23	69	NORTH COUNTY - - - - -	30	106
AUDITOR AND CONTROLLER - - - - -	21	67	SAN DIEGO - - - - -	31	107
AVIATION AND PROPERTY MANAGEMENT - - - - -	26, 53	82, 190	MUSEUMS AND ZOOS - - - - -		187
BAND AND ORCHESTRA COMMISSION - - - - -		188	PARKS AND RECREATION - - - - -	49	180
BOARD OF SUPERVISORS - - - - -		60	PARK DEVELOPMENT AND MAINTENANCE - - - - -		181
BOARD OF SUPERVISORS, MISCELLANEOUS - - - - -		61	PLANNING - - - - -	41	144
CAMP COMMISSION, SAN DIEGO CITY - COUNTY - - - - -	50	182	PROBATION OFFICER - - - - -	36	127
CENTRAL RECORDS SERVICE - - - - -		62	PUBLIC ADMINISTRATOR - - - - -	40	141
CHIEF ADMINISTRATIVE OFFICER - - - - -	21	64	PUBLIC WORKS:		
CHIEF ADMINISTRATIVE OFFICER, SPECIAL PROJECTS - - - - -		65	ADMINISTRATION AND ACCOUNTING - - - - -	27	87
CIVIL BAILIFF - - - - -		119	ARCHITECTURAL - - - - -	28	93
CIVIL DEFENSE - - - - -	40	142	BUILDING SERVICES - - - - -	28	91
CIVIL SERVICE AND PERSONNEL - - - - -	25	74	CAPITAL PROJECTS - - - - -		94
CLERK, BOARD OF SUPERVISORS - - - - -	21	63	CIVIL ENGINEERING - - - - -	28	92
COMMUNITY MENTAL HEALTH - - - - -	44	154	COMMUNICATIONS - - - - -		80
CONTINGENCY REQUIREMENTS - - - - -	54	194	CONSTRUCTION AND REPAIR - - - - -	27	89
CONTRIBUTIONS TO OTHER AGENCIES - - - - -		100	GARAGE - - - - -	29	95
CORONER - - - - -	40	140	MAJOR MAINTENANCE PROJECTS - - - - -		90
COUNTY CLERK - - - - -	33	115	REFUSE DISPOSAL - - - - -	45	155
COUNTY COUNSEL - - - - -	25	73	PUBLIC WORKS AGENCY - - - - -	26	66, 83
COUNTY SERVICE AREAS - - - - -	29	101	CAPITAL PROJECTS - - - - -	29	84
DEBT SERVICE REQUIREMENTS - - - - -		189	GENERAL SERVICES - - - - -	27	87
DISTRICT ATTORNEY - - - - -	34	116	BUILDING INSPECTION - - - - -	38	134
EDUCATION, DEPARTMENT OF - - - - -	48	174	COUNTY ENGINEER - - - - -	42	146
FAIRS AND EXHIBITS - - - - -		96	ENGINEERING - - - - -	30	102
FARM ADVISOR - - - - -		178	SANITATION AND FLOOD CONTROL - - - - -	45	156
FIRE PROTECTION - - - - -	38	130, 132	SPECIAL AVIATION FUND - - - - -		193
FISH AND GAME COMMISSION - - - - -	41	143	PURCHASING AGENT - - - - -	24	71
GRAND JURY - - - - -		114	PURCHASING AGENT, CENTRAL DUPLICATING - - - - -		72
GRAZING ADVISORY BOARD - - - - -		137	RANCHO DEL CAMPO - - - - -	35	124
HEALTH DEPARTMENT - - - - -	43	147	RECORDER - - - - -	40	139
HILLCREST - - - - -	37	128	REGISTRAR OF VOTERS - - - - -	25	75
HONOR CAMPS - - - - -	35	122	RETIREMENT - - - - -		99
HOSPITAL, ADMINISTRATION AND GENERAL SERVICES - - - - -	47	167	SEALER OF WEIGHTS AND MEASURES - - - - -	39	136
HOSPITAL, EDGEMOOR GERIATRIC - - - - -	48	169	SENIOR CITIZENS AFFAIRS - - - - -	38	129
HOSPITAL, SAN DIEGO COUNTY-UNIVERSITY - - - - -	47	168	SHERIFF - - - - -	34	117, 121
HOSPITAL, MEDICAL ASSISTANCE, FEDERAL AND STATE - - - - -		165	SPECIAL SCHOOLS - - - - -		179
INSURANCE - - - - -	29	98	STATE INSTITUTIONS - - - - -		171
JAIL - - - - -		121	SUNDRY CHARITIES AND CORRECTIONS - - - - -		166
JUVENILE HALL - - - - -	36	125	SUPERIOR COURTS - - - - -		103
JUSTICE COURTS - - - - -	31	108	SUPERIOR COURTS, MENTAL HEALTH COUNSELOR - - - - -		104
LAS COLINAS - - - - -	36	126	TAX COLLECTOR - - - - -	23	70
LIBRARY - - - - -	49	177	TREASURER - - - - -	22	68
LOCAL AGENCY FORMATION COMMISSION - - - - -		138	VETERANS SERVICE OFFICER - - - - -	48	173
MAINTENANCE OF WARDS, PROBATION - - - - -		170	VETERINARIAN - - - - -	39	135
MARSHAL - - - - -	35	120	WATERSHED RESOURCES ADVISORY COMMISSION - - - - -		131
			WELFARE - - - - -	46	157