

"Permanent File"

**FINAL  
COUNTY BUDGET**

**Fiscal Year Ending June 30, 1973**

**County of San Diego - State of California**

Compiled Under the Direction of

GERALD J. LONERGAN, Auditor and Controller

#256

Do NOT REMOVE - BAD

3 of 3

Recommend using this  
book

SEPTEMBER 15, 1972

TO: BOARD OF SUPERVISORS

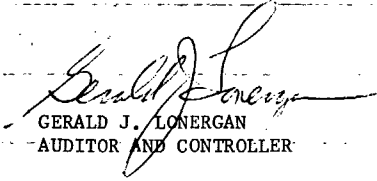
FROM: AUDITOR AND CONTROLLER

SUBJECT: AUDITOR'S TABULATION OF FINAL BUDGET

IN ACCORDANCE WITH THE PROVISIONS OF SECTIONS 29000 TO 29143 INCLUSIVE OF THE GOVERNMENT CODE AND OTHER STATUTORY PROVISIONS THERE IS PRESENTED HERewith THE FINAL BUDGET DOCUMENT FOR THE COUNTY OF SAN DIEGO FOR THE FISCAL YEAR BEGINNING JULY 1, 1972 AND ENDING JUNE 30, 1973.

THE FINAL BUDGET DOCUMENT SHOWS THE AMOUNTS THAT HAVE BEEN APPROVED FOR SALARIES AND EMPLOYEES BENEFITS, SERVICES AND SUPPLIES, OTHER CHARGES, FIXED ASSETS AND EXPENDITURE TRANSFERS AND REIMBURSEMENTS FOR EACH BUDGET UNIT OF THE COUNTY FOR EXPENDITURE APPROPRIATIONS, PROVISIONS FOR RESERVES AND THE MEANS OF FINANCING SUCH REQUIREMENTS. ALSO INCLUDED ARE THE REQUIREMENTS AND MEANS OF FINANCING FOR SPECIAL DISTRICTS WHOSE AFFAIRS AND FINANCES ARE UNDER THE SUPERVISION AND CONTROL OF THE BOARD OF SUPERVISORS AND CERTAIN DISTRICTS UNDER CONTROL OF LOCAL BOARDS FOR WHICH THE COUNTY AUDITOR IS EX-OFFICIO AUDITOR.

THE CONTENTS OF THIS DOCUMENT, TERMS USED AND ARRANGEMENT OF DATA HEREIN IS IN COMPLIANCE WITH THE COUNTY BUDGET MANUAL, STATE OF CALIFORNIA. THE FORMS USED ARE AS PRESCRIBED BY THE STATE CONTROLLER, OR APPROVED VARIATIONS OF THEM.

  
GERALD J. LONERAGAN  
AUDITOR AND CONTROLLER

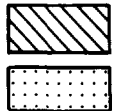
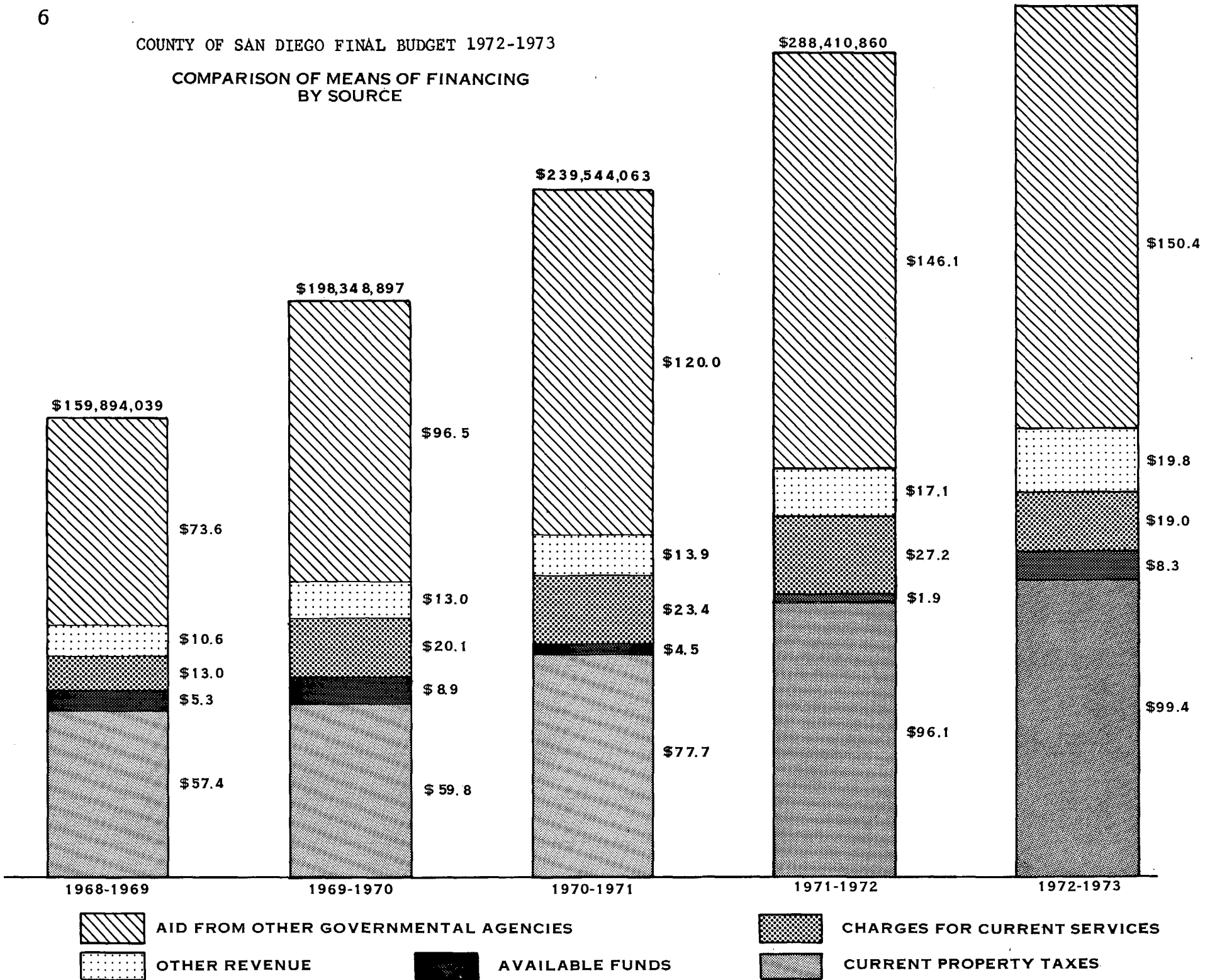
COUNTY OF SAN DIEGO FINAL BUDGET  
1972-1973

T A B L E O F C O N T E N T S

	PAGE
<b>GENERAL COUNTY</b>	
CHART OF COMPARISON OF MEANS OF FINANCING BY SOURCE - - - - -	6
CHART OF COMPARISON OF EXPENDITURE APPROPRIATIONS BY FUNCTION - - - - -	7
SUMMARY OF COUNTY BUDGET - SCHEDULE 1 - - - - -	8
SUMMARY OF AVAILABLE FINANCING - SCHEDULE 2 - - - - -	12
SUMMARY OF ESTIMATED REVENUES OTHER THAN CURRENT PROPERTY TAXES - SCHEDULE 3 - - - - -	14
ANALYSIS OF REVENUE BY SOURCE - SCHEDULE 4 - - - - -	15
ANALYSIS OF REVENUE BY BUDGET UNIT, SOURCE AND FUND - SCHEDULE 4A - - - - -	22
ANALYSIS OF REVENUES - SCHEDULE 4B - - - - -	57
SUMMARY OF COUNTY BUDGET REQUIREMENTS BY BUDGET UNIT AND FUNCTION, FUND AND OBJECT CLASSIFICATION - SCHEDULE 5 - - - - -	58
BUDGET UNIT EXPENDITURE DETAIL - SCHEDULE 6 - - - - -	62
DETAIL OF PROVISIONS FOR RESERVES - SCHEDULE 7 - - - - -	191
STATUS OF EXPENDITURES FROM BOND (CONSTRUCTION) FUNDS SCHEDULE 8 - - - - -	192
OPERATIONS OF WORKING CAPITAL FUNDS - SCHEDULE 9 - - - - -	193
 <b>SPECIAL DISTRICTS GOVERNED THROUGH BOARD OF SUPERVISORS</b>	
SUMMARY OF SPECIAL DISTRICTS BUDGETS - SCHEDULE 11 - - - - -	198
SUMMARY OF AVAILABLE FINANCING - SCHEDULE 12 - - - - -	212
ASSESSED VALUATION AND DELINQUENCY ALLOWANCE DATA - SCHEDULE 13A - - - - -	223
ANALYSIS OF REVENUES BY SOURCE - SCHEDULE 13B - - - - -	227
EXPENDITURE DETAIL - SCHEDULE 13C - - - - -	254
DETAIL OF PROVISIONS FOR RESERVES - SCHEDULE 14 - - - - -	286
STATUS OF EXPENDITURES FROM BOND (CONSTRUCTION) FUNDS - SCHEDULE 15 - - - - -	292
 <b>SPECIAL DISTRICTS GOVERNED THROUGH LOCAL BOARDS</b>	
SUMMARY OF SPECIAL DISTRICTS BUDGETS - SCHEDULE 11 - - - - -	295
SUMMARY OF AVAILABLE FINANCING - SCHEDULE 12 - - - - -	297
ASSESSED VALUATION AND DELINQUENCY ALLOWANCE DATA - SCHEDULE 13A - - - - -	299
ANALYSIS OF REVENUE BY SOURCE - SCHEDULE 13B - - - - -	300
EXPENDITURE DETAIL - SCHEDULE 13C - - - - -	301
DETAIL OF PROVISIONS FOR RESERVES - SCHEDULE 14 - - - - -	302
STATUS OF EXPENDITURES FROM BOND (CONSTRUCTION) FUNDS - SCHEDULE 15 - - - - -	303
 <b>SPECIAL STATEMENTS</b>	
SCHEDULE OF POSITIONS - - - - -	304
SOURCE OF FUNDS EXPENDED FOR PUBLIC ASSISTANCE - - - - -	364
ROAD WORK PROGRAM AND DETAIL OF CONSTRUCTION PROJECTS - - - - -	365

COUNTY OF SAN DIEGO FINAL BUDGET 1972-1973

COMPARISON OF MEANS OF FINANCING  
BY SOURCE




AID FROM OTHER GOVERNMENTAL AGENCIES



OTHER REVENUE



AVAILABLE FUNDS

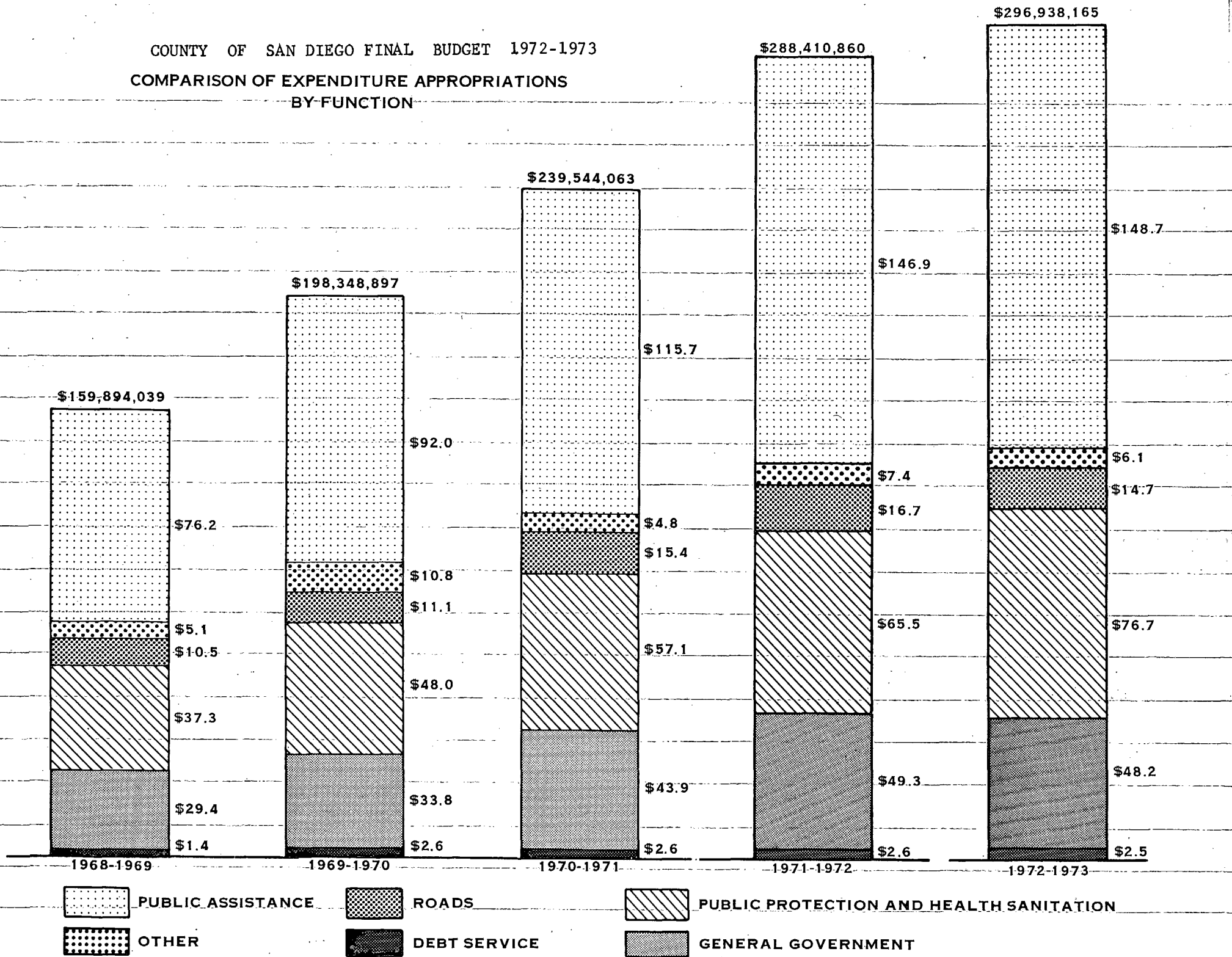


CHARGES FOR CURRENT SERVICES



CURRENT PROPERTY TAXES

COUNTY OF SAN DIEGO FINAL BUDGET 1972-1973  
 COMPARISON OF EXPENDITURE APPROPRIATIONS  
 BY-FUNCTION



COUNTY OF SAN DIEGO FINAL BUDGET  
1972-1973  
SUMMARY OF COUNTY BUDGET  
SCHEDULE 1

FUND	. . . . . REQUIREMENTS . . . . .		TOTAL
	APPROPRIATIONS		REQUIREMENTS
	EXPENDITURES	CONTINGENCIES	
			PROVISIONS FOR RESERVES (INCREASES OR NEW RESERVES)
COUNTY WIDE FUNDS			
GENERAL	\$275,936,410	\$ 1,500,000	\$
DEBT SERVICE	2,460,661		2,460,661
GRAZING LANDS	12,000		12,000
FISH AND GAME	14,508	1,000	15,508
ROAD	14,690,100		14,690,100
SPECIAL AVIATION	113,920		113,920
TOTAL COUNTY WIDE FUNDS	\$293,227,599	\$ 1,501,000	\$
LESS THAN COUNTY WIDE FUNDS			
COUNTY LIBRARY	\$ 2,204,566	\$ 5,000	\$
TOTAL LESS THAN COUNTY WIDE FUNDS	\$ 2,204,566	\$ 5,000	\$
GRAND TOTAL	\$295,432,165	\$ 1,506,000	\$

COUNTY OF SAN DIEGO FINAL BUDGET  
 1972-1973  
 SUMMARY OF COUNTY BUDGET  
 SCHEDULE 1

MEANS OF FINANCING

AVAILABLE FINANCING	TOTAL	CURRENT PROPERTY TAX TO BALANCE BUDGET UNSECURED	SECURED	TAX RATE ON SECURED ROLL (ACTUAL)
\$182,169,821	\$ 95,266,589	\$ 8,900,000	\$ 86,366,589	2.650
255,001	2,205,660	223,660	1,982,000	0.061
12,000				
15,508				
14,690,100				
113,920				
\$197,256,350	\$ 97,472,249	\$ 9,123,660	\$ 88,348,589	
\$ 329,310	\$ 1,880,256	\$ 65,273	\$ 1,814,983	0.159
\$ 329,310	\$ 1,880,256	\$ 65,273	\$ 1,814,983	
\$197,585,660	\$ 99,352,505	\$ 9,188,933	\$ 90,163,572	



COUNTY OF SAN DIEGO FINAL BUDGET  
1972 - 1973  
SUMMARY OF COUNTY BUDGET  
SCHEDULE 1 (CONTINUED)

COUNTY WIDE TAX BASE

DESCRIPTION	LOCALLY ASSESSED	SECURED ROLL STATE ASSESSED	TOTAL SECURED	UNSECURED ROLL
<b>COUNTY WIDE FUNDS</b>				
LAND	\$ 1,552,864,766	\$ 15,677,090	\$ 1,568,541,856	\$ 17,170,756
IMPROVEMENTS	1,729,036,643	137,590,870	1,866,627,513	81,593,782
PERSONAL PROPERTY	71,224,065	111,044,320	182,268,385	260,252,641
TOTAL GROSS-ASSESSED VALUATION	\$ 3,353,125,474	\$ 264,312,280	\$ 3,617,437,754	\$ 359,017,179
LESS EXEMPTIONS	265,461,890	46,689	265,508,579	41,854,298
TOTAL NET ASSESSED VALUATION	\$ 3,087,663,584	\$ 264,265,591	\$ 3,351,929,175	\$ 317,162,881
LESS ALLOWANCE FOR DELINQUENCIES	92,178,053		92,178,053	
TOTAL NET VALUATION AFTER DELINQUENCY ALLOWANCE	\$ 2,995,485,531	\$ 264,265,591	\$ 3,259,751,122	\$ 317,162,881
ADD: HOMEOWNERS PROPERTY TAX EXEMPTIONS	138,091,735		138,091,735	
BUSINESS INVENTORY TAX EXEMPTIONS	8,106,583	46,689	8,153,272	
ADJUSTED VALUATION FOR RATE COMPUTATION PURPOSE	\$ 3,141,683,849	\$ 264,312,280	\$ 3,405,996,129	\$ 317,162,881
<b>LESS THAN COUNTY WIDE FUNDS</b>				
LAND	\$ 602,412,298	\$ 2,924,320	\$ 605,336,618	\$ 823,640
IMPROVEMENTS	556,016,699	38,863,640	594,880,339	10,784,733
PERSONAL PROPERTY	13,727,906	44,403,320	58,131,226	39,329,443
TOTAL GROSS-ASSESSED VALUATION	\$ 1,172,156,903	\$ 86,191,280	\$ 1,258,348,183	\$ 50,937,816
LESS EXEMPTIONS	74,878,024	69	74,878,093	6,799,557
TOTAL NET ASSESSED VALUATION	\$ 1,097,278,879	\$ 86,191,211	\$ 1,183,470,090	\$ 44,138,259
LESS ALLOWANCE FOR DELINQUENCIES	36,687,573		36,687,573	
TOTAL NET VALUATION AFTER DELINQUENCY ALLOWANCE	\$ 1,060,591,306	\$ 86,191,211	\$ 1,146,782,517	\$ 44,138,259
ADD: HOMEOWNERS PROPERTY TAX EXEMPTIONS	47,596,890		47,596,890	
BUSINESS INVENTORY TAX EXEMPTIONS	1,586,464	69	1,586,533	
ADJUSTED VALUATION FOR RATE COMPUTATION PURPOSE	\$ 1,109,774,660	\$ 86,191,280	\$ 1,195,965,940	\$ 44,138,259

DELINQUENCY ALLOWANCE IS 3.10% OF SECURED ROLL FOR LESS THAN COUNTY WIDE FUNDS

DELINQUENCY ALLOWANCE IS 2.75% OF SECURED ROLL FOR COUNTY WIDE FUNDS

COUNTY OF SAN DIEGO FINAL BUDGET  
 1972-1973  
 SUMMARY OF AVAILABLE FINANCING  
 BEFORE PROVIDING FOR CURRENT PROPERTY TAX LEVY  
 SCHEDULE 2

FUND	FUND BALANCE AS OF JUNE 30, 1972 ACTUAL	RESERVE FOR ENCUMBRANCES	LESS: FUND BALANCE - UNAVAILABLE . . . . . UNCANCELED GENERAL RESERVES AND RESERVES WITHIN A.C.O. FUNDS	OTHER RESERVES
COUNTY WIDE FUNDS				
GENERAL	\$ 19,050,588	\$ 10,594,734	\$	\$ 1,602,141
DEBT SERVICE	80,431		9,450	
GRAZING LANDS	12,412			
FISH AND GAME	18,465	2,500		4,110
ROAD	7,127,726	4,843,798		1,133,447
SPECIAL AVIATION	163,965	6,945		
TOTAL COUNTY WIDE FUNDS	\$ 26,453,587	\$ 15,447,977	\$ 9,450	\$ 2,739,698
LESS THAN COUNTY WIDE FUNDS				
COUNTY LIBRARY	\$ 294,835	\$ 178,140	\$	\$ 9,317
TOTAL LESS THAN COUNTY WIDE FUNDS	\$ 294,835	\$ 178,140	\$	\$ 9,317
GRAND TOTAL	\$ 26,748,422	\$ 15,626,117	\$ 9,450	\$ 2,749,015

COUNTY OF SAN DIEGO FINAL BUDGET  
1972-1973  
SUMMARY OF AVAILABLE FINANCING  
BEFORE PROVIDING FOR CURRENT PROPERTY TAX LEVY  
SCHEDULE 2

INTER-FUND TRANSFERS	FUND BALANCE AVAILABLE FOR FINANCING BUDGET YEAR REQUIREMENTS-ACTUAL	ESTIMATED REVENUES OTHER THAN CURRENT PROPERTY TAXES	TOTAL AVAILABLE FINANCING
\$	\$ 6,853,713	\$175,316,108	\$182,169,821
	70,981	184,020	255,001
	8,649 (1)	3,351	12,000
	8,508 (2)	7,000	15,508
	1,149,800 (3)	13,540,300	14,690,100
	88,920 (4)	25,000	113,920
	\$ 8,180,571	\$ 189,075,779	\$ 197,256,350
\$	\$ 107,378	\$ 221,932	\$ 329,310
\$	\$ 107,378	\$ 221,932	\$ 329,310
\$	\$ 8,287,949	\$189,297,711	\$197,585,660
UNUSED FUND BALANCE			
(1)	3,763		
(2)	3,347		
(3)	681		
(4)	68,100		

COUNTY OF SAN DIEGO FINAL BUDGET  
1972-1973

SUMMARY OF ESTIMATED REVENUES  
OTHER THAN CURRENT PROPERTY TAXES  
SCHEDULE 3

DESCRIPTION	ACTUAL REVENUES 1970-1971	ACTUAL REVENUES 1971-1972	REVENUE ESTIMATES RECOMMENDED 1972-1973	ACCEPTED BY THE BOARD OF SUPERVISORS 1972-1973
SUMMARIZATION BY SOURCE				
TAXES OTHER THAN CURRENT PROPERTY	\$ 5,942,235	\$ 6,591,094	\$ 6,852,124	\$ 6,802,124
LICENSES AND PERMITS	1,729,331	2,516,679	2,296,430	2,485,430
FINES, FORFEITS AND PENALTIES	2,943,630	3,197,882	3,146,135	3,146,000
USE OF MONEY AND PROPERTY	3,201,947	3,589,673	3,626,079	3,626,079
AID FROM OTHER GOVERNMENTAL AGENCIES	116,351,415	132,342,181	147,766,807	150,402,814
CHARGES FOR CURRENT SERVICE	21,121,864	18,161,703	19,942,003	19,004,103
OTHER REVENUE	1,022,241	3,166,385	1,774,861	3,831,161
<b>GRAND TOTAL</b>	<b>\$152,312,663</b>	<b>\$169,965,597</b>	<b>\$185,404,439</b>	<b>\$189,297,711</b>
SUMMARIZATION BY FUND				
COUNTY WIDE FUNDS				
GENERAL	\$140,038,728	\$156,344,235	\$172,438,729	\$175,316,108
GRAZING LANDS	3,351	2,837	3,351	3,351
ROAD	11,393,055	12,684,241	12,517,700	13,540,300
FISH AND GAME	9,088	6,842	7,135	7,000
SAN DIEGO CITY-COUNTY CAMP COMMISSION	453,049	493,229		
SPECIAL AVIATION	17,000	39,718	25,000	25,000
DEBT SERVICE	221,907	194,335	197,592	184,020
PROPERTY TAX REDUCTION				
<b>TOTAL COUNTY WIDE FUNDS</b>	<b>\$152,136,178</b>	<b>\$169,765,441</b>	<b>\$185,189,507</b>	<b>\$189,075,779</b>
LESS THAN COUNTY WIDE FUNDS				
COUNTY LIBRARY	\$ 176,485	\$ 200,156	\$ 214,932	\$ 221,932
<b>TOTAL LESS THAN COUNTY WIDE FUNDS</b>	<b>\$ 176,485</b>	<b>\$ 200,156</b>	<b>\$ 214,932</b>	<b>\$ 221,932</b>
<b>GRAND TOTAL</b>	<b>\$152,312,663</b>	<b>\$169,965,597</b>	<b>\$185,404,439</b>	<b>\$189,297,711</b>

COUNTY OF SAN DIEGO FINAL BUDGET  
1972-1973

ANALYSIS OF REVENUE BY SOURCE  
OTHER THAN CURRENT PROPERTY TAXES  
SCHEDULE 4

REVENUE CLASSIFICATION	ACTUAL REVENUES 1970-1971	ACTUAL REVENUES 1971-1972	REVENUE ESTIMATES RECOMMENDED 1972-1973	ACCPED BY THE BOARD OF SUPERVISORS 1972-1973	FUND- GENERAL, UNLESS OTHERWISE INDICATED
<b>TAXES</b>					
PROPERTY TAXES - PRIOR SECURED	\$ 1,028,004	\$ 1,235,191	\$ 1,000,000	\$ 1,000,000	
PROPERTY TAXES - PRIOR SECURED	29,213	38,874	30,000	30,000	LIBRARY
PROPERTY TAXES - PRIOR SECURED	46,664	39,692	40,000	40,000	DEBT SERVICE
PROPERTY TAXES - PRIOR UNSECURED	322,109	150,330	200,000	200,000	
PROPERTY TAXES - PRIOR UNSECURED	2,548	2,994	1,300	1,300	LIBRARY
PROPERTY TAXES - PRIOR UNSECURED	10,083	4,857	5,200	5,200	DEBT SERVICE
PENALTIES AND COSTS ON DELINQUENT TAXES	511,851	643,492	500,000	500,000	
SALES AND USE TAX	2,428,278	2,817,761	3,386,000	3,386,000	
FRANCHISES	331,597	393,954	350,000	350,000	
OTHER TAXES - AIRCRAFT UNSECURED	81,786	83,058	72,000	72,000	
OTHER TAXES - AIRCRAFT UNSECURED	2,523	2,598	2,000	2,000	LIBRARY
OTHER TAXES - AIRCRAFT UNSECURED	3,711	2,653	2,000	2,000	DEBT SERVICE
OTHER TAXES - COLL OF DISCHARGED ACCTS			1,000	1,000	
OTHER TAXES - COLL OF DISCHARGED ACCTS			12	12	LIBRARY
OTHER TAXES - COLL OF DISCHARGED ACCTS			12	12	DEBT SERVICE
OTHER TAXES - TRANSIENT OCCUPANCY TAX	239,136	264,542	250,000	200,000	
REAL PROPERTY TRANSFER TAX	898,125	1,298,178	1,000,000	1,000,000	
OTHER TAXES - MISCELLANECUS	6,077	11,887	12,000	12,000	
OTHER TAXES - MISCELLANECUS	335	654	300	300	LIBRARY
OTHER TAXES - MISCELLANECUS	195	379	300	300	DEBT SERVICE
<b>SUB-TOTAL</b>	<b>\$ 5,942,235</b>	<b>\$ 6,991,094</b>	<b>\$ 6,852,124</b>	<b>\$ 6,802,124</b>	
<b>LICENSES AND PERMITS</b>					
ANIMAL LICENSES - DOG	\$ 154,928	\$ 655,402	\$ 500,000	\$ 500,000	
BUSINESS LICENSES - AUCTIONEER	2,294	1,366	2,000	2,000	
BUSINESS LICENSES - DANCE & POOL HALL	2,454	2,462	2,500	2,500	
BUSINESS LICENSES - TAXICAB & OPERATORS	5,010	6,065	6,000	6,000	
BUSINESS LICENSES - KENNEL	2,066	2,201	2,100	2,100	
BUSINESS LICENSES - JUNK YARD	3,300	3,000	3,000	2,800	
BUSINESS LICENSES - GARBAGE & RUBBISH	17,794	14,925	15,000	15,000	
BUSINESS LICENSES - CONC WEAPON SALES	296	350	300	300	
BUSINESS LICENSES - OTHER	193,854	207,747	207,380	207,380	
CONSTRUCTION PERMITS - TEMP OCCUPANCY	3,925	4,079	4,000	4,000	
CONSTRUCTION PERMITS - BUILDING	588,494	734,807	576,600	701,900	
CONSTRUCTION PERMITS - ELECTRICAL	154,009	196,471	164,000	234,500	
CONSTRUCTION PERMITS - PLUMBING	194,433	214,735	202,000	219,800	
CONSTRUCTION PERMITS - SEPTIC TANK	35,675	44,554	60,000	60,000	
CONSTRUCTION PERMITS - DRIVEWAY	7,043	8,955	6,500	6,500	
CONSTRUCTION PERMITS - GRADING	51,422	64,331	73,800	71,900	
CONSTRUCTION PERMITS - MOBILE HOME PARKS	108,609	114,920	139,000	113,500	
CONSTR PERMITS-MECHANICAL					
ROAD PRIVILEGES & PERMITS	40,769	44,993	40,500	40,500	ROAD
ZONING PERMITS - VARIANCES & REZONES	123,000	142,410	189,500	189,500	
OTHER LICENSES & PERMITS - SHIPPING	2,780	3,569	1,800	1,800	
OTHER LICENSES & PERMITS - MARRIAGE	33,558	36,337	38,700	38,700	
OTHER LICENSES & PERMITS - EXPLOSIVES	410	609	500	500	
OTHER LICENSES & PERMITS - MISCELLANEOUS	3,208	12,251	61,250	61,250	
<b>SUB-TOTAL</b>	<b>\$ 1,729,331</b>	<b>\$ 2,516,679</b>	<b>\$ 2,296,430</b>	<b>\$ 2,485,430</b>	
<b>FINES, FORFEITS AND PENALTIES</b>					
VEHICLE CODE FINES	\$ 502,255	\$ 535,779	\$ 553,350	\$ 553,350	
VEHICLE CODE FINES	502,235	536,120	553,350	553,350	ROAD
VEHICLE CODE FINES-PENALTY ASSESSMENTS	140,020	154,756	131,300	131,300	
VEHICLE CODE CITY ARRESTS	356,718	344,561	341,800	341,800	
OTHER COURT FINES - FISH AND GAME		25			
OTHER COURT FINES - FISH AND GAME		25			
OTHER COURT FINES - FISH & GAME	8,949	6,842	7,135	7,000	ROAD
OTHER COURT FINES - GENERAL	1,245,675	1,370,320	1,366,700	1,366,700	FISH AND GAME

COUNTY OF SAN DIEGO FINAL BUDGET  
1972-1973

ANALYSIS OF REVENUE BY SOURCE  
OTHER THAN CURRENT PROPERTY TAXES  
SCHEDULE 4

REVENUE CLASSIFICATION	ACTUAL REVENUES 1970-1971	ACTUAL REVENUES 1971-1972	REVENUE ESTIMATES RECOMMENDED 1972-1973	ACCPED BY THE BOARD OF SUPERVISORS 1972-1973	FUND-GENERAL, UNLESS OTHERWISE INDICATED
<b>FINES, FORFEITS AND PENALTIES - CONTINUED</b>					
OTHER COURT FINES - LITTERING	\$ 125	\$ 375	\$ 450	\$ 450	
OTHER COURT FINES-LITTERING	129	476	50	50	ROAD
FORF & PENALTIES - FINES & FORFEITURES	23,800	95,690	22,000	22,000	
FORF & PENALTIES-SMRY JUDGEMENT BAIL BND	43,948	45,103	59,000	59,000	
FORF & PENALTIES - JUVENILE TRAFFIC	80,113	82,436	82,000	82,000	
FORFEITURES & PENALTIES-OTHER	39,663	25,344	29,000	25,000	
<b>SUB-TOTAL</b>	<b>\$ 2,943,630</b>	<b>\$ 3,197,882</b>	<b>\$ 3,146,135</b>	<b>\$ 3,146,000</b>	
<b>REVENUE FROM USE OF MONEY AND PROPERTY</b>					
INTEREST - DEPOSITS & INVESTMENTS	\$ 2,237,091	\$ 2,575,662	\$ 2,500,000	\$ 2,500,000	
INTEREST - DEPOSITS & INVESTMENTS	419,083	261,829	220,000	220,000	ROAD
INTEREST-DEPOSITS AND INVESTMENTS	139				FISH AND GAME
INTEREST - DEPOSITS & INVESTMENTS	1,619	436	500	500	LIBRARY
INTEREST - DEPOSITS AND INVESTMENTS	568	120			S.D.C.-C.C.C.
RENTS & CONCESSIONS - ADMIN CENTER	6,030	5,797	6,100	6,100	
RENTS & CONCESSIONS - COUNTY HOSPITAL	291,010	346,800	360,000	360,000	
RENTS & CONCESSIONS - AIRPORTS	176,566	187,615	213,448	213,448	
RENTS & CONCESSIONS - RANCHO DEL CAMPO	10,032	10,249	7,500	7,500	
RENTS & CONCESSIONS - REFUSE DISPOSAL AR	268				
RENTS & CONCESSIONS - PARKS & POOLS	1,406	3,110	1,000	1,000	
RENTS & CONCESSIONS - COMMUNITY CNTR BLD	4,014	3,594	3,000	3,000	
RENTS & CONCESSIONS - GERATIC HOSPITAL	670	709	24	24	
RENTS & CONCESSIONS - WELFARE HOMES	1,220				
RENTS & CONCESSIONS - OPERATIONS CTR	290	250	240	240	
RENTS & CONCESSIONS - EDUCATION CENTER		123,036	137,424	137,424	
RENTS & CONCESSIONS - MISC. LAND & BLDGS	37,210	42,571	166,745	166,745	
RENTS & CONCESSIONS - MISC. LAND & BLDGS	4,604	16,161			ROAD
RENTS & CONCESSIONS - MISC. OTHER RENTAL	10,020	11,614	7,038	7,038	
RENTS & CONCESSIONS - MISC. OTHER RENTAL			3,000	3,000	ROAD
RENTS & CONCESSIONS - MISC. OTHER RENTAL	52	37	60	60	LIBRARY
RENTS & CONCESSIONS - MISC. OTHER RENT	55	43			S.D.C.-C.C.C.
RENTS & CONCESSIONS-MAJOR FIRE RENTALS					
<b>SUB-TOTAL</b>	<b>\$ 3,201,947</b>	<b>\$ 3,589,673</b>	<b>\$ 3,626,079</b>	<b>\$ 3,626,079</b>	
<b>AID FROM OTHER GOVERNMENTAL AGENCIES</b>					
STATE - ALCOHOLIC BEVERAGE LICENSE	\$ 147,713	\$ 130,950	\$ 120,000	\$ 120,000	
STATE - AID FOR AVIATION	17,500	39,718	25,000	25,000	SPECIAL AVIATION
STATE - HWY USERS TAX OTHER THAN 186.1	8,606,632	9,913,593	9,500,000	10,476,000	ROAD
STATE - HWY USERS TAX -V.C. SEC 186.1	1,399,635	1,622,504	1,650,000	1,650,000	ROAD
STATE - HWY USERS TAX-REP STORM FLCOC					ROAD
STATE - MOTOR VEHICLE IN-LIEU TAX	7,985,357	8,248,584	8,266,800	8,266,800	
STATE - TRAILER COACH IN-LIEU TAX	507,512	622,186	700,000	700,000	
STATE - TRAILER COACH IN-LIEU TAX	19,839	23,939	30,000	30,000	LIBRARY
STATE - TRAILER COACH IN-LIEU TAX	20,843	18,438	20,000	20,000	DEBT SERVICE
OTHER STATE IN-LIEU TAX - HWY LAND RENT	33,248	33,180	25,000	25,000	
OTHER STATE IN-LIEU TAX - HWY LAND RENT	204	327			
OTHER STATE IN-LIEU TAX - HWY LAND RENT	1,418	987	1,000	1,000	LIBRARY
STATE - WELFARE ADM-BOARD HOME FOR AGED	14,357	53,682	18,000	18,000	DEBT SERVICE
STATE - ADMINISTRATICN-ADOPTION SERVICES	1,170,537	1,138,905	1,529,243	1,529,243	
STATE - WELFARE ADM-EDUCATION STIPENDS	66,167				
STATE-WELFARE ADM-NEEDS OLDER CHLD	240				
STATE-WEL ADM-WIN	46,124	37,168	42,000	42,000	
ST.WEL ADM-SUPPORT ENFORCE INCENTV		131,586			
ST. WEL. ADM-HOMEMAKER SERVICE PROJECT	370,855	467,803	1,141,297	1,141,297	
STATE - ADMINISTRATICN-MATERNITY CARE			15,000	15,000	
STATE-WELFARE ADM-OLD AGE SECURITY			694,310	694,310	
STATE-WELFARE ADM-BLIND			27,430	27,430	
STATE-WELFARE ADM-AID FAM DEP CHILDREN			1,672,223	1,672,233	

COUNTY OF SAN DIEGO FINAL BUDGET  
1972-1973

ANALYSIS OF REVENUE BY SOURCE  
OTHER THAN CURRENT PROPERTY TAXES  
SCHEDULE 4

REVENUE CLASSIFICATION	ACTUAL REVENUES 1970-1971	ACTUAL REVENUES 1971-1972	REVENUE ESTIMATES RECOMMENDED 1972-1973	ADOPTED BY THE BOARD OF SUPERVISORS 1972-1973	FUNC- GENERAL, UNLESS OTHERWISE INDICATED
AID FROM OTHER GOVERNMENTAL AGENCIES - CONTINUED					
STATE-WELFARE ADM-DISABLED	\$ 8,813,227	\$ 8,553,544	\$ 315,580	\$ 315,580	
STATE AID FOR AGED-OLD AGE SECURITY	568,534	578,400	10,010,400	10,010,400	
STATE AID FOR BLIND-CTHER	66,401	65,088	860,640	860,640	
STATE AIC FOR BLIND-A.P.S.B.	15,069,364	16,831,285	18,322,450	18,322,450	
STATE AID FOR CHLDN-FAM W/DEP CHLDN-F.G.	981,066	939,331	1,144,760	1,144,760	
STATE AID FOR CHILDREN - B.H.&I.	18,800	30,240			
STATE AID-ADOPTIONS	835,422	810,921	1,044,000	1,044,000	
STATE AID FOR CRIPPLED CHILDREN SERVICES	59,530	69,050	60,000	60,000	
STATE AID FOR CRIPPLED CHILDREN - ADMIN	5,619,590	6,047,226	3,733,800	3,733,800	
STATE AID - SPECIAL SHELTER		1,445			
STATE-HEALTH-ADM-SPEC PUB HEALTH	307,596	307,596	307,596	289,697	
STATE - HEALTH - ALCOHOLIC REHABILITATIO	240,677	244,430	271,204	271,204	
STATE AID FOR MENTAL HEALTH-SHORT DOYLE	4,337,677	4,295,156	4,501,699	4,851,699	
STATE AIC FOR MENTAL HEALTH-SHORT DOYLE/		1,070,376	1,900,000	1,350,000	
OTHER STATE AID FOR HEALTH - TRAIN MICRO	3,625				
STATE AID FOR AGRICULTURE-REIMBMT SALARY	3,300	3,300	3,300	3,300	
STATE AID - AGRICULTURE - GAS TAX	71,204	78,202	55,000	55,000	
STATE AID -- PESTICIDE ENFORCEMENT			20,000	20,000	
STATE AID --- EGG QUALITY ENFORCEMENT			10,000	10,000	
STATE AID-CIVIL DEFENSE-COMM EQUIPMENT	540				
STATE AID-CIVIL DEF-COMMUN EQUIP					ROAD
STATE AID-CIVIL DEF TRAINING	391	1,650CR			
STATE AID CIVIL DEFENSE-ADMIN COST	111,912	107,580	123,400	123,400	
STATE AIC CIVIL DEFENSE-CTHER	1,625	1,576	4,000	4,000	
STATE AIC-CIVIL DEF - OTHER			200	200	ROAD
STATE AID FOR CONST - R R CROSSINGS			10,000	10,000	ROAD
STATE AID FOR CONST. RECREATION AREAS	9,786	252,308	2,079,140	2,991,140	
STATE AID-CONSTR-OTHER		2,073,220			
STATE AID-CONSTR-OTHER		15,533			ROAD
STATE AID CORRECTIONS-OPR JUV HALL&CAMPS	158,077	159,453	163,020	163,020	
YOUTH SERVICES BUREAU	37,672	99,062	145,368	96,912	
STATE AID FOR CORRECTIONS - FORESTRY SER		12,027	31,500	31,500	
STATE AID FOR VETERANS AFFAIRS	23,959	24,914	30,000	30,000	
STATE AID HOPTR - SEC & UNSEC	3,093,967	3,597,447	3,800,000	3,660,000	
STATE AID HOPTR - SEC & UNSEC	60,537	64,920	68,000	75,000	LIBRARY
STATE AID HOPTR - SEC & UNSEC	98,927	90,484	95,580	83,008	DEBT SERVICE
STATE AID BITR - SEC & UNSEC	100,046	1,143,239	1,336,590	1,310,000	
STATE AID BITR - SEC & UNSEC	9,172	10,907	12,000	12,000	LIBRARY
STATE AID BITR - SEC & UNSEC	40,066	34,914	33,500	32,500	DEBT SERVICE
STATE-OTHER-SCHOOL LUNCH PROGRAM	4,704	6,130			S.D.C.-C.C.C.
STATE-OTHER - SCHOOL MILK PROGRAM	9,107	7,603	6,925	6,925	S.D.C.-C.C.C.
STATE-OTHER-SCHOOL MILK PROGRAM	5,114	4,713			
STATE-OTHER-COURT APPTD ATTORNEYS	42,930	33,599	42,000	42,000	
STATE-OTHER-CIGARETTE TAXES	390,658	429,726	425,000	425,000	
STATE - OTHER - OTHER STATE GRANTS	214,597	159,311	419,152	419,152	
STATE - OTHER - OTHER STATE GRANTS	83,208	12,900			ROAD
PROBATION SERVICES	955,351	1,305,194	1,500,000	1,500,000	
STATE - OTHER - DRUG EDUCATION	73,814	83,163	104,066		
STATE OTHER-NAVY SELF HELP					
STATE - OTHER - DELINQUENCY SEMINAR	53,747	73,007	86,819	13,500	
STATE - OTHER - MODEL PROBATION LAB.			24,426	24,426	
STATE-OTHER-HELICOPTER PROGRAM		221,553	70,000	70,000	
STATE-OTHER-METROPOL ENFORCMT TEAM		43,550			
STATE-OTHER-DRG CRIME PREV PROG		88,884			
STATE - OTHER - TRAFFIC SAFETY PROJECT		36,369	112,052	112,052	
601 W & I GIRLS DIVERSION PROGRAM			73,000		
STATE - OTHER - ALCOHOL ANALYSIS SYSTEM		10,038	23,400	23,400	
STATE-OTHER - ALCOHOL FORMULA			455,850	495,850	
STATE - OTHER - ALCOHOLISM PROGRAM			250,000	250,000	
FEDERAL WELFARE ADM-OLD AGE SECURITY	1,853,504	4,847,479	2,421,800	2,421,800	
FEDERAL WELFARE ADM-BLIND	110,350		137,300	137,300	
FEDERAL WELFARE ADM-AID FAM DEP CHILDREN	8,463,945	8,808,898	10,660,500	10,596,900	
FEDERAL WELFARE ADM-DISABLED	2,694,174		3,520,950	3,520,950	
FEDERAL - WELFARE ADMIN - MED ASSISTANCE	1,273,061	1,989,183	2,831,600	2,831,600	
FEDERAL WELFARE ADM-CHILD WELFARE SERV	18,133	31,622	20,000	20,000	

COUNTY OF SAN DIEGO FINAL BUDGET  
1972-1973

ANALYSIS OF REVENUE BY SOURCE  
OTHER THAN CURRENT PROPERTY TAXES  
SCHEDULE 4

REVENUE CLASSIFICATION	ACTUAL REVENUES 1970-1971	ACTUAL REVENUES 1971-1972	REVENUE ESTIMATES RECOMMENDED 1972-1973	ADPCTED BY THE BOARD OF SUPERVISORS 1972-1973	FUNC- GENERAL, UNLESS OTHERWISE INDICATED
<b>AID FROM OTHER GOVERNMENTAL AGENCIES - CONTINUED</b>					
FEDERAL WELFARE ADM-WORK EXP & TRAINING	\$ 13,476	\$ 3,400	\$	\$	
FEDERAL WELFARE ADM-PRESCHOOL EDUCATION	4,547	5,151	5,000	5,000	
FEDERAL WELFARE ADMIN - CAREER PROGRAM		1,161			
FED WELFARE ADM-CHILD CARE-MCD CTY		9,977,936	10,010,400	10,010,400	
FEDERAL AID FOR AGED-OLD AGE SECURITY	10,286,414	771,241	860,640	860,640	
FEDERAL AID FOR BLIND	743,912	23,145,679	23,920,110	23,920,110	
FEDERAL AID FOR CHILDREN-FAM DEP CHILDREN	19,123,020	770,230	745,490	745,490	
FEDERAL AID FOR CHILDREN-B.H.G.I.	651,123	7,071,453	7,467,600	7,467,600	
FEDERAL AID FOR DISABLED	6,591,561	1,567			
FED AID FOR SPECIAL SHELTERS		164,110	187,873	187,873	
FEDERAL - HEALTH - ADM - LOCAL COMP HEAL	106,050	169,476	529,754	529,754	
NIMH - HEROIN STAFFING GRANT			341,470	341,470	
FEDERAL AID FOR CONSTRUCTION			546,500	2,446,500	
FED AID FOR CONST - REC AREAS	385,500	143,158			
FED-AID-CONST-TOPICS		52,327			
AID FROM OTHER GOVERNMENTAL AGENCIES FED A	237,758	17,055			RCAD
AID FROM OTHER GOVERNMENTAL AGENCIES FED A	2,911				RCAD
FED AID DISASTER - FIRE DISASTER	21,697				
FEDERAL AID DISASTER, FIRE DISASTER CD	76,714				ROAD
FEDERAL FOREST RESERVE REVENUE	7,765	10,989	5,000	5,000	RCAD
FEDERAL GRAZING FEES	3,351	2,837	3,351	3,351	GRAZING LANDS
FEDERAL-OTHER-CUBAN REFUGEES	93,614	109,836	100,000	100,000	
FEDERAL-OTHER-MATERNAL & CHILD HEALTH	43,949	35,865	35,865	35,865	
FEDERAL - OTHER - TUBERCULOSIS CONTROL	3,352				
FEDERAL-OTHER-COM MENTAL HEALTH-NIMH	55,650			50,000	
FEDERAL-OTHER-BOOK COLLECTION ENRICHMENT			40,370	40,370	LIBRARY
FEDERAL-OTHER-COMMODITY DISTRIBUTION	113,805	134,800	100,000	100,000	
FEDERAL - OTHER - MODEL CITIES	2,961	15,458	717,314	717,314	
FEDERAL - OTHER - OTHER FEDERAL GRANTS	333,734	973,857	710,797	710,797	
FEDERAL - OTHER - HIGHWAY SAFETY	18,375	2,303	180,600	180,600	RCAD
FEDERAL OTHER - EMERGENCY EMPLOYMENT ACT		74,134	225,000	225,000	
FEDERAL - OTHER - FAMILY PLANNING GRANT	32,908	381,633	407,000	407,000	
FEDERAL - OTHER - SICKLE CELL TESTING			112,101		
FEDERAL - OTHER - GONORRHEA CONTROL			138,802	138,802	
FEDERAL - OTHER - BIRTH CONTROL			48,000	48,000	
FED-OTHER-ENVIRONMENTAL PROTECTION		18,459			
OTHER GOVT. AGENCIES - CSA S - PARKS			396,500	396,500	
<b>SUB-TOTAL</b>	<b>\$116,351,415</b>	<b>\$132,342,181</b>	<b>\$147,766,807</b>	<b>\$150,402,814</b>	
<b>CHARGES FOR CURRENT SERVICES</b>					
ASSMT & TX COLL-COL TAXS & SP ASSMETS	\$ 7,037	\$ 7,339	\$ 6,100	\$ 6,100	
ASSMT & TX COLL-ROLL CPS-PRCL INDX	237	344	500	500	
ASSMT&TX COLL FEES - OTHER	1,128	1,003	1,200	1,200	
ACCOUNTING&AUDIT FEES-OTHER GOVMT AGENCY	67,133	42,429	7,000	7,000	
ACCTG&AUDIT FEES-TREASURER PUB ADM ESTAT	6,196	4,555	500	500	
COMMUN. SERV - OTHER GOVT AGENCIES	11,155	18,154	9,465	9,465	
ELECTION SERV - BALLOT RECCUNT	1,169				
ELECTION SERVICES-CANDIDATE FILING FEES	9,633	26,481	18,000	18,000	
ELECTION SERVICES-OTHER GOVMT AGENCIES	139,120	493,854	123,550	123,550	
INHERITANCE TAX FEES	55,139	45,184	50,000	50,000	
LEGAL SERVICES-OTHER GOVMT AGENCIES	18,680	17,430	21,000	21,000	
LEGAL SERVICES-ADMINISTERING ESTATES	105,700	143,050	108,000	108,000	
LEGAL SERV-SUPPORT COLLECTION COST		26,071			
PERSONNEL SERVICES-OTHER GOVMT AGENCIES	4,252	5,148	5,000	5,000	
PLANNING SERVICE-PROP OWNERS-PLAN CHECK	341,642	473,139	456,970	493,570	
PLANNING SERVICE-PLAN PREP&SUPV-SP ASSMT	145,876	122,546	1,416,000	1,416,000	
PLAN & ENGR SERVICE-IMPV PLAN CK & FIELD	226,981	325,989	536,860	536,860	
PL & ENGR SERV-IMP PLN CHK-FLD INSP					
PLANNING SERVICE-AERIAL SURVEY MAPS	6,280	15,000	6,000	6,000	RCAD
PLAN & ENGR SERVICE - OTHER GOVMT AGENCY	22,376	89,879	65,000	65,000	
PLANNING & ENGRING-CC RETIREMENT BD					
AGRICULTURE SERVICES-AGRI COMMISSIONER	798	85			



COUNTY OF SAN DIEGO FINAL BUDGET  
1972-1973

ANALYSIS OF REVENUE BY SOURCE  
OTHER THAN CURRENT PROPERTY TAXES  
SCHEDULE 4

REVENUE CLASSIFICATION	ACTUAL REVENUES 1970-1971	ACTUAL REVENUES 1971-1972	REVENUE ESTIMATES RECOMMENDED 1972-1973	ADOPTED BY THE BOARD OF SUPERVISORS 1972-1973	FUND-GENERAL, UNLESS OTHERWISE INDICATED
CHARGES FOR CURRENT SERVICES - CONTINUED					
AGRICULTURE SERVICES-LIVESTOCK	\$ 5,185	\$ 5,328	\$ 7,000	\$ 7,000	
CIVIL PROCESS SERVICE	326,881	314,837	308,100	308,100	
COURT FEES&COSTS-FILING DOCUMENTS	885,139	937,323	1,019,150	1,019,150	
COURT FEES&COSTS-JURY FEES	100,432	99,736	96,000	96,000	
COURT FEES & COSTS - COURT REPORTERS	382,198	443,020	385,100	385,100	
COURT FEES&COSTS-SERV CHGS CCLL ACCTS	20,407	20,931	20,000	20,000	
COURT FEES & COSTS - NOTARY PUBLIC FEES	454	474	400	400	
COURT FEES & COSTS-COURT APPTD ATTY	36,591	41,864	150,300	150,300	
COURT FEES&COSTS-COURT COST	15,282	7,642			
F S D RECOVERY COSTS			360,000	360,000	
CIVIL DAMAGES FROM FRAUD			25,000	25,000	
COURT FEES & COSTS-OTHER	13,650	16,712	14,000	14,000	
ESTATE FEES	153,569	204,911	170,500	170,500	
HUMANE SERVICES-ANIMAL SHELTER	17,135	82,194	76,000	76,000	
HUMANE SERVICES-RABIES VACCINATION	16,665	33,605	67,000	67,000	
HUMANE SERVICES-ANIMAL SPAY SERVICE					
LAW ENFORCEMENT SERV-TRANS OF PRISONERS	32,825	33,685	28,225	28,225	
LAW ENFORCEMENT SERV-OTHER GOVMT AGENCY	605,118	627,584	655,500	712,000	
LAW ENFORCE SERV-OFFICIAL COC&FINGERPRNT	12,467	13,735	12,800	12,800	
RECORDING FEES-RECORDING DOCUMENTS	676,866	984,560	1,138,000	1,138,000	
RECORDING FEES-CERT COPIES VITAL STAT	175,616	184,647	175,000	175,000	
ROAD AND STREET SERVICES					
ROAD AND STREET SERVICES	60,631	35,947	20,000	20,000	ROAD
HEALTH FEES - OTHER GOVMT AGENCIES	168,451	213,755	818,667	818,667	
HEALTH FEES-HOME NURSING SERVICES	22,390	8,506	450	450	
MENTAL HEALTH SERVICES	2,321,119	1,487,940	2,824,000	1,364,000	
SANITATION SERVICES-SERV PROP OWNERS	259,853	296,256	426,000	426,000	
SANITATION SERVICES-OTHER GOVMT AGENCIES	921,462	1,371,904	1,487,500	1,487,500	
SANITATION SERVICES - REFUSE DISPOSAL FE	645,457	973,024	1,020,000	1,020,000	
ADOPCTION FEES-PENDING ADOPCTION	98,945	82,415	46,625	46,625	
CRIPPLED CHILDRENS SERVICES	50,156	85,307	50,000	50,000	
INST CARE & SERVICE-UNCOMPENSATED COSTS	4,468,972	927,909			
INSTITUTIONAL CARE&SERVICE-HOSPITALS	4,348,542	3,863,779	3,640,000	4,080,000	
INST CARE&SERV-TRANS COURT WARD&VETERANS	3,198	4,573	3,650	3,650	
INST CARE & SERV-FED & CTY PRISONRS	801,567	795,143	555,780	555,780	
INSTITUTIONAL CARE&SERVICE-COUNTY	316,626	361,235	423,500	412,500	
INSTITUTIONAL CARE&SERVICE-STATE	146,344	110,751	22,600	22,600	
INSTITUTIONAL CARE&SERVICE-PRIVATE	183,340	220,068	207,500	207,500	
INSTITUTIONAL CARE&SERVICE-FEDERAL WARDS	19,740	59,167	30,000	30,000	
EDUCATIONAL SERVICE-OTHER GOVMT AGENCIES	99,937	101,121			
EDUCATIONAL SERVICE-TRAIN PEACE OFFICERS	53,217	156,193	187,465	187,465	
LIBRARY SERVICES	49,216	54,088	30,000	30,000	LIBRARY
PARK&RECREATION FEES-SWIM POOL&LIFEGUARD	2,250	2,226	4,300	4,300	
PARKS & REC - POOLS & LFGD SERVICES	16				
PARK&RECREATION FEES-PARK&CAMPING	98,695	145,882	153,400	153,400	S.D.C.-C.C.C.
PARK&RECREATION FEES-SERV OTHER GOVMTS	3,763	2,372	3,700	3,700	
PK & REC FEES - SCHOOLS - CUYAMACA	113,621	115,593			S.D.C.-C.C.C.
PK & REC FEES - SCHOOLS - PALCMAR	113,535	116,655			S.D.C.-C.C.C.
PK & REC FEES - SCHOOLS - MARSTON	67,171	70,227			S.D.C.-C.C.C.
PK & REC FEES - SAFETY PATROL - CUYAMACA	4,655	4,758			S.D.C.-C.C.C.
PK & REC FEES - SAFETY PATROL - PALCMAR	24,481	33,150			S.D.C.-C.C.C.
PK & REC FEES - SUMMER CAMP - CUYAMACA	32,430	57,513			S.D.C.-C.C.C.
PK & REC FEES - SUMMER CAMP - PALCMAR	19,029	9,722			S.D.C.-C.C.C.
PK & REC FEES - WKEND & SPEC - CUYAMACA	17,193	22,162			S.D.C.-C.C.C.
PK & REC FEES - WKEND & SPEC - PALCMAR	23,630	22,654			S.D.C.-C.C.C.
OTHER-SERVICE TO EMPLOYEES&OTHERS	7,873	7,714	6,582	6,582	
OTHER-SERVICE TO EMPLOYEES & OTHERS	17,294	19,262			
OTHER-COPYING-DUPLICATING-FILE DOCUMENTS	74,845	54,569	61,725	61,725	S.D.C.-C.C.C.
OTHER-REGISTRATION OF BENDS	215	1,924	250	250	
OTHER-CITY-CCLNTY MUSIC PROGRAM	8,000	8,000			
OTHER-SERVICE OTHER GOVMT AGENCIES	75,300	76,367	97,523	97,523	
OTHER-SERVICE OTHER GOVMT AGENCIES	806	2,055			ROAD
OTHER-CORCNER SERVICES	112,488	112,433	114,000	114,000	
OTHER - FEES - SERV AS WITNESS OR JUROR	8,871	9,731	1,450	1,450	
OTHER-FEES FOR SERVICE WITNESS OR JUROR	1,128	1,407			ROAD
OTHER FEES - SERV AS WITNESS OR JUROR	7		300	300	LIBRARY

COUNTY OF SAN DIEGO FINAL BUDGET  
1972-1973

ANALYSIS OF REVENUE BY SOURCE  
OTHER THAN CURRENT PROPERTY TAXES  
SCHEDULE 4

REVENUE CLASSIFICATION	ACTUAL REVENUES 1970-1971	ACTUAL REVENUES 1971-1972	REVENUE ESTIMATES RECOMMENDED 1972-1973	ADOPTED BY THE BOARD OF SUPERVISORS 1972-1973	FUND-GENERAL, UNLESS OTHERWISE INDICATED
<b>CHARGES FOR CURRENT SERVICES - CONTINUED</b>					
OTHER - EMPLOYEE MAINTENANCE	\$ 38,108	\$ 46,847	\$ 33,356	\$ 33,356	
OTHER-EMPLOYEE MAINTENANCE	15,273	16,379	15,000	15,000	ROAD
OTHER-EMPLOYEE MAINTENANCE	9,352	10,115			S.D.C.-C.C.C.
OTHER-CIVIL DEFENSE-CITIES	54,141	48,001	55,000	55,000	
OTHER-PLUMBERS&ELECTRICIANS EXAMS	889				
OTHER-SERVICE FOR FIRE FIGHTERS	11,057	915	150	150	
OTHER-EMPLOYEE PARKING FEES		3,848			
OTHER - MISCELLANEOUS	14,353	18,594	61,860	61,860	
<b>SUB-TOTAL</b>	<b>\$ 21,121,864</b>	<b>\$ 18,161,703</b>	<b>\$ 19,942,003</b>	<b>\$ 19,004,103</b>	
<b>OTHER REVENUE</b>					
PREM & ACCRUED INT ON BONDS ISSUED	\$	\$ 1,600	\$	\$	DEBT SERVICE
REV APPL TO PY-OTHER REVENUE	36,620	31,778CR			
REVENUE APPLICABLE TO PRIOR YEARS-OTHER	2,849	2,958			ROAD
REVENUE APPL TO PY - OTHER REVENUE	500CR				SPECIAL AVIATION
REVENUE APPLICABLE TO PRIOR YEARS-TAXES	47CR	2,061CR			
REV APPL TO PY-TAXES		53CR			LIBRARY
REV APPL TO PY-TAXES		54CR			DEBT SERVICE
REV APPL TO PY-LICENSES & PERMITS	225	2,349			
REV APPL TO PY-FINES, FORF & PALTES	308	353			
REVENUE APPL TO PY - USE OF MCNEY & PROP	8,068	47,616CR			ROAD
REV APPL TO PY-USE OF MCNEY & PROP		5,697CR			ROAD
REV APPL TO PY-FROM GOVT AGCY-STATE	118,956CR	1,800,070		2,010,000	ROAD
REV APPL TO PY-FROM GOVT AGCY-STATE	664	1,465CR			ROAD
REVENUE APPL TO PY - FROM GOVT AGCY - ST	99				S.D.C.-C.C.C.
REV APPL TO PY-FROM GOVT AGCY-FED	89,685	73,243CR			ROAD
REV APPL TO PY-FROM GOVT AGCY-FED	3,399				ROAD
REVENUE APPL TO P-Y CHGS FOR CURRENT SER	36,322CR	210,899			ROAD
REV APPL TO PY-CHGS FOR CURRENT SER	1,798				LIBRARY
REV APPL TO PY-CHGS FOR CURRENT SER		81			
SALE OF FIXED ASSETS - LAND, STR & IMP	16,917	40,174	24,655	24,655	
SALE FIXED ASSETS-LAND&STRUCT&IMPROVEMTS	3,200	111,389	200,000	200,000	ROAD
SALE OF FIXED ASSETS-EQUIP	108,311	116,446	40,300	40,300	
SALE OF FIXED ASSETS-EQUIPMENT	38	35			ROAD
SALE OF FIXED ASSETS-EQUIPMENT	457	125			LIBRARY
OTHER SALES-PERSONAL PROPERTY	6,502	7,070	14,110	14,110	
OTHER SALES-PERSONAL PROPERTY	6				ROAD
OTHER SALES-PERSONAL PROPERTY	231	31	40	40	LIBRARY
OTHER SALES-SALE OF BONDS					
OTHER SALES - PERSONAL PROPERTY TAXABLE	40,226	80,211	62,375	62,075	
OTHER SALES - PERSONAL PROP - TAXABLE	2,731	8,635			ROAD
OTHER SALES-MISCELLANEOUS	1,940	469	100	100	
OTHER SALES-MISCELLANEOUS	1,598			46,600	ROAD
OTHER-CECEDENTS PROPERTY FOUND ON BODY	14		25	25	
OTHER - NOTES RECEIVABLE COLLECTIONS	247,081	64,510	34,654	34,654	
OTHER - AIRPORTS	8,083	12,974	6,000	6,000	
OTHER-RECOVERED EXPENDITURES	253,935	269,640	154,875	154,875	
OTHER-RECOVERED EXPENDITURES	2,968	12,955	120,000	120,000	ROAD
OTHER-RECOVERED EXPENDITURES	253				LIBRARY
OTHER-RECOVERED EXPENDITURES		323			S.D.C.-C.C.C.
OTHER-CONFISCATIONS	878	1,097	300	300	
OTHER-FORFEITED INMATES WAGES	5,307	3,500			
OTHER-COLLECTION OF INSURANCE CLAIMS	5,141	11,227	1,000	1,000	
OTHER-COLL OF INSURANCE CLAIMS	125,081				ROAD
OTHER COLLECTION OF INSURANCE CLAIMS	227				LIBRARY
OTHER-TRANSFERS FROM OTHER FUNDS	2,796	2,277			
OTHER-VOIDED & CANCELLED WARRANTS	30,587	42,651	15,000	15,000	
OTHER-VOID & CANCELLED WARRANTS	251	81			ROAD
OTHER-VOIDED & CANCELLED WARRANTS	30	238	50	50	LIBRARY
OTHER-LAW LIBRARY AGREEMENT	6,000	6,000	6,000	6,000	
OTHER-COMP INSURANCE REFUND OF PREMIUM	16,117				
OTHER-COMP INSURANCE REFUND OF PREMIUM	1,659				ROAD

COUNTY OF SAN DIEGO FINAL BUDGET  
1972-1973

ANALYSIS OF REVENUE BY SOURCE  
OTHER THAN CURRENT PROPERTY TAXES  
SCHEDULE 4

REVENUE CLASSIFICATION	ACTUAL REVENUES 1970-1971	ACTUAL REVENUES 1971-1972	REVENUE ESTIMATES RECOMMENDED 1972-1973	ADOPTED BY THE BOARD OF SUPERVISORS 1972-1973	FUND- GENERAL, UNLESS OTHERWISE INDICATED
OTHER REVENUE - CONTINUED					
OTHER-COMP INSURANCE REFUND OF PREMIUM	\$ 22	\$	\$	\$	LIBRARY
OTHER-COMP-INSURANCE REFUND	96				S.D.C.-C.C.C.
OTHER-INTEREST ON NOTES REC		4,043			
OTHER-INTEREST ON NOTES RECEIVABLE	6,915	6,094			ROAD
OTHER-MISCELLANEOUS	61,146	81,167	1,095,377	1,095,377	
OTHER-MISCELLANEOUS		3,715			ROAD
OTHER-MISCELLANEOUS	6	9			S.D.C.-C.C.C.
OTHER-MISCELLANEOUS		385			DEBT SERVICE
OTHER-CONTRIBUTIONS-FORD FOUNDATION	77,601	422,571			
<b>SUB-TOTAL</b>	<b>\$ 1,022,241</b>	<b>\$ 3,166,385</b>	<b>\$ 1,774,861</b>	<b>\$ 3,831,161</b>	
<b>GRAND TOTAL</b>	<b>\$152,312,663</b>	<b>\$169,965,597</b>	<b>\$185,404,439</b>	<b>\$189,297,711</b>	

COUNTY OF SAN DIEGO FINAL BUDGET  
1972-1973  
ANALYSIS OF REVENUES BY BUDGET UNIT  
SOURCE AND FUND  
SCHEDULE 4A

REVENUES OTHER THAN CURRENT PROPERTY TAXES

REVENUE ACCOUNT	BUDGET UNIT AND SOURCE	ACTUAL 1970-1971	ACTUAL 1971-1972	DEPARTMENTAL ESTIMATES 1972-1973	AUDITOR ESTIMATES 1972-1973	FUND- GENERAL, UNLESS OTHERWISE INDICATED
<b>0100 BOARD OF SUPERVISORS</b>						
OTHER REVENUE						
293.20	OTHER-MISCELLANEOUS	\$	\$ 7	\$	\$	
<b>SUB TOTAL</b>		\$	\$ 7	\$	\$	
<b>TOTAL DEPARTMENT 0100</b>		\$	\$ 7	\$	\$	
<b>0130 CLERK, BOARD OF SUPERVISORS</b>						
TAXES						
207.01	SALES AND USE TAX	\$ 2,428,278	\$ 2,817,761	\$ 3,386,000	\$ 3,386,000	
208.01	FRANCHISES	331,597	393,954	350,000	350,000	
<b>SUB TOTAL</b>		\$ 2,759,875	\$ 3,211,715	\$ 3,736,000	\$ 3,736,000	
AID FROM OTHER GOVERNMENTAL AGENCIES						
246.09	STATE-OTHER-CIGARETTE TAXES	\$ 390,658	\$ 429,726	\$ 425,000	\$ 425,000	
<b>SUB TOTAL</b>		\$ 390,658	\$ 429,726	\$ 425,000	\$ 425,000	
CHARGES FOR CURRENT SERVICES						
266.01	LEGAL SERVICES-OTHER GOVMT AGENCIES	\$ 16,430	\$ 15,228	\$ 18,500	\$ 18,500	
287.02	OTHER-COPYING-DUPLICATING-FILE DOCUMENTS	82				
287.05	OTHER-SERVICE OTHER GOVMT AGENCIES	15,803	18,703	18,000	18,000	
<b>SUB TOTAL</b>		\$ 32,315	\$ 33,931	\$ 36,500	\$ 36,500	
OTHER REVENUE						
290.08	REVENUE APPL TO P-Y CHGS FOR CURRENT SER	\$ 388	\$	\$	\$	
291.02	SALE OF FIXED ASSETS-EQUIP	10				
292.03	OTHER SALES - PERSONAL PROPERTY TAXABLE	533	1,540	750	750	
292.10	OTHER SALES-MISCELLANEOUS	74				
293.05	OTHER-RECOVERED EXPENDITURES	3,001	1,956	2,500	2,500	
293.11	OTHER-LAW LIBRARY AGREEMENT	6,000	6,000	6,000	6,000	
293.20	OTHER-MISCELLANEOUS	630	831	750	750	
<b>SUB TOTAL</b>		\$ 10,636	\$ 10,327	\$ 10,000	\$ 10,000	
<b>TOTAL DEPARTMENT 0130</b>		\$ 3,193,484	\$ 3,685,699	\$ 4,207,500	\$ 4,207,500	
<b>0140 CENTRAL RECORDS SERVICE</b>						
CHARGES FOR CURRENT SERVICES						
287.05	SERVICES TO OTHER GOVT AGENCIES	\$ 3,480	\$ 2,782	\$	\$	
<b>SUB TOTAL</b>		\$ 3,480	\$ 2,782	\$	\$	
<b>TOTAL DEPARTMENT 0140</b>		\$ 3,480	\$ 2,782	\$	\$	
<b>0200 CHIEF ADMINISTRATIVE OFFICER</b>						
AID FROM OTHER GOVERNMENTAL AGENCIES						
246.10	STATE - OTHER - OTHER STATE GRANTS	\$ 23,044	\$	\$	\$	
<b>SUB TOTAL</b>		\$ 23,044	\$	\$	\$	
CHARGES FOR CURRENT SERVICES						
287.05	OTHER-SERV TO OTHER GOVT AGCY	\$	\$ 1,226	\$	\$	

COUNTY OF SAN DIEGO FINAL BUDGET  
1972-1973

ANALYSIS OF REVENUES BY BUDGET UNIT  
SOURCE AND FUND  
SCHEDULE 4A

REVENUES OTHER THAN CURRENT PROPERTY TAXES

REVENUE ACCOUNT	BUDGET UNIT AND SOURCE	ACTUAL 1970-1971	ACTUAL 1971-1972	DEPARTMENTAL ESTIMATES 1972-1973	AUDITOR ESTIMATES 1972-1973	FUND-GENERAL, UNLESS OTHERWISE INDICATED
<b>0200 CHIEF ADMINISTRATIVE OFFICER - CONTINUED</b>						
CHARGES FOR CURRENT SERVICES - CONTINUED						
<b>SUB TOTAL</b>		\$	\$ 1,226	\$	\$	
OTHER REVENUE						
290.06 REV APPL TO PY-FROM GOVT AGCY-STATE		\$	\$ 2,114CR	\$	\$	
293.05 OTHER - RECOVERED EXPENDITURES		\$ 372	\$ 1,014			
<b>SUB TOTAL</b>		\$ 372	\$ 1,100CR	\$	\$	
<b>TOTAL DEPARTMENT 0200</b>		\$ 23,416	\$ 126	\$	\$	
<b>0220 C. A. D. - LEGISLATIVE PROGRAM</b>						
OTHER REVENUE						
293.05 OTHER - RECOVERED EXPENDITURES		\$	\$	\$ 1,220	\$ 1,220	
<b>SUB TOTAL</b>		\$	\$	\$ 1,220	\$ 1,220	
<b>TOTAL DEPARTMENT 0220</b>		\$	\$	\$ 1,220	\$ 1,220	
<b>0230 C.A.O. - CRIMINAL JUSTICE PLANNING</b>						
AID FROM OTHER GOVERNMENTAL AGENCIES						
246.10 OTHER STATE GRANTS		\$ 98,728	\$ 66,202	\$ 177,952	\$ 177,952	
<b>SUB TOTAL</b>		\$ 98,728	\$ 66,202	\$ 177,952	\$ 177,952	
<b>TOTAL DEPARTMENT 0230</b>		\$ 98,728	\$ 66,202	\$ 177,952	\$ 177,952	
<b>0241 C. P. O. - DIRECT PROGRAM COSTS</b>						
AID FROM OTHER GOVERNMENTAL AGENCIES						
258.10 FEDERAL - OTHER - OTHER FEDERAL GRANTS		\$	\$	\$	\$ 213,697	
<b>SUB TOTAL</b>		\$	\$	\$	\$ 213,697	
<b>TOTAL DEPARTMENT 0241</b>		\$	\$	\$	\$ 213,697	
<b>0250 GENERAL ADMINISTRATION-SPECIAL PROJECTS</b>						
CHARGES FOR CURRENT SERVICES						
274.03 HUMANE SERVICES-ANIMAL SPAY SERVICE		\$	\$	\$	\$	
<b>SUB TOTAL</b>		\$	\$	\$	\$	
OTHER REVENUE						
290.01 REV APPL TO PY-OTHER REVENUE		\$	\$ 44	\$	\$	
293.05 OTHER - RECOVERED EXPENDITURES		\$ 656	\$ 225			
<b>SUB TOTAL</b>		\$ 656	\$ 269	\$	\$	
<b>TOTAL DEPARTMENT 0250</b>		\$ 656	\$ 269	\$	\$	
<b>0260 HUMAN RESOURCES AGENCY</b>						
CHARGES FOR CURRENT SERVICES						
287.05 OTHER-SERV TO OTHER GOVT AGCY		\$	\$ 5,015	\$	\$	

COUNTY OF SAN DIEGO FINAL BUDGET  
1972-1973  
ANALYSIS OF REVENUES BY BUDGET UNIT  
SOURCE AND FUND  
SCHEDULE 4A

		REVENUES OTHER THAN CURRENT PROPERTY TAXES				
REVENUE ACCOUNT	BUDGET UNIT AND SOURCE	ACTUAL 1970-1971	ACTUAL 1971-1972	DEPARTMENTAL ESTIMATES 1972-1973	AUDITOR ESTIMATES 1972-1973	FUND- GENERAL, UNLESS OTHERWISE INDICATED
<b>0260 HUMAN RESOURCES AGENCY - CONTINUED</b>						
SUB TOTAL		\$	\$ 5,015	\$	\$	
CHARGES FOR CURRENT SERVICES						
SUB TOTAL		\$	\$	\$	\$	
TOTAL DEPARTMENT 0260		\$	\$ 5,015	\$	\$	
<b>0270 ENVIRONMENTAL DEVELOPMENT AGENCY</b>						
AID FROM OTHER GOVERNMENTAL AGENCIES						
258.17	FED-OTHER-ENVIRONMENTAL PROTECTION	\$	\$ 18,459	\$	\$	
SUB TOTAL		\$	\$ 18,459	\$	\$	
CHARGES FOR CURRENT SERVICES						
287.05	OTHER-SERV TO OTHER GOVT AGCY	\$	\$ 3,500	\$	\$	
SUB TOTAL		\$	\$ 3,500	\$	\$	
OTHER REVENUE						
293.20	OTHER-MISCELLANEOUS DONATIONS	\$	\$	\$ 764,428	\$ 764,428	
293.22	OTHER-CONTRIBUTIONS-FORD FOUNDATION	\$	\$ 422,571	\$	\$	
SUB TOTAL		\$	\$ 422,571	\$ 764,428	\$ 764,428	
TOTAL DEPARTMENT 0270		\$	\$ 444,530	\$ 764,428	\$ 764,428	
<b>0285 HEALTH CARE AGENCY</b>						
AID FROM OTHER GOVERNMENTAL AGENCIES						
246.22	STATE-OTHER - ALCOHOL FORMULA	\$	\$	\$	\$ 495,850	
252.02	NIMH - HEROIN STAFFING GRANT	\$	\$	\$	21,324	
SUB TOTAL		\$	\$	\$	\$ 517,174	
OTHER REVENUE						
293.05	OTHER-RECOVERED EXPENDITURES	\$	\$ 63	\$	\$	
SUB TOTAL		\$	\$ 63	\$	\$	
TOTAL DEPARTMENT 0285		\$	\$ 63	\$	\$ 517,174	
<b>0288 HEALTH CARE AGENCY - DRUG EDUCATION FOR YOU DEFY</b>						
AID FROM OTHER GOVERNMENTAL AGENCIES						
246.10	STATE-OTHER-OTHER STATE GRANTS	\$	\$ 37,754	\$	\$	
SUB TOTAL		\$	\$ 37,754	\$	\$	
CHARGES FOR CURRENT SERVICES						
278.01	HEALTH FEES - OTHER GOVMT AGENCIES	\$	\$	\$ 59,343	\$ 59,343	
SUB TOTAL		\$	\$	\$ 59,343	\$ 59,343	
TOTAL DEPARTMENT 0288		\$	\$ 37,754	\$ 59,343	\$ 59,343	

COUNTY OF SAN DIEGO FINAL BUDGET  
1972-1973

ANALYSIS OF REVENUES BY BUDGET UNIT  
SOURCE AND FUND  
SCHEDULE 4A

REVENUES OTHER THAN CURRENT PROPERTY TAXES

REVENUE ACCOUNT	BUDGET UNIT AND SOURCE	ACTUAL 1970-1971	ACTUAL 1971-1972	DEPARTMENTAL ESTIMATES 1972-1973	AUDITOR ESTIMATES 1972-1973	FUND-GENERAL, UNLESS OTHERWISE INDICATED
<b>0300 AUDITOR AND CONTROLLER</b>						
REVENUE FROM USE OF MONEY AND PROPERTY						
219.01	INTEREST - DEPOSITS & INVESTMENTS	\$ 190,267	\$ 110,051	\$	\$	
<b>SUB TOTAL</b>		<b>\$ 190,267</b>	<b>\$ 110,051</b>	<b>\$</b>	<b>\$</b>	
AID FROM OTHER GOVERNMENTAL AGENCIES						
222.01	STATE - ALCHOLIC BEVERAGE LICENSE	\$ 147,713	\$ 130,950	\$ 120,000	\$ 120,000	
225.01	STATE - MOTOR VEHICLE IN-LIEU TAX	7,985,357	8,248,584	8,376,800	8,266,800	
226.01	STATE - TRAILER COACH IN-LIEU TAX	507,512	622,186	700,000	700,000	
226.01	STATE - TRAILER COACH IN-LIEU TAX	19,839	23,939	30,000	30,000	
226.01	STATE - TRAILER COACH IN-LIEU TAX	20,843	18,438	20,000	20,000	LIBRARY DEBT SERVICE
227.01	OTHER STATE IN-LIEU TAX - HWY LAND RENT	33,248	33,180	25,000	25,000	
227.01	OTHER STATE IN-LIEU TAX - HWY LAND RENT	204	327			LIBRARY DEBT SERVICE
227.01	OTHER STATE IN-LIEU TAX - HWY LAND RENT	1,418	987	1,000	1,000	
245.51	STATE AID HOPTR - SEC & UNSEC	3,093,967	3,597,447	3,800,000	3,660,000	
245.51	STATE AID HOPTR - SEC & UNSEC	60,537	64,920	68,000	75,000	LIBRARY DEBT SERVICE
245.51	STATE AID HOPTR - SEC & UNSEC	98,927	90,484	95,580	83,008	LIBRARY DEBT SERVICE
245.53	STATE AID BTR - SEC & UNSEC	100,046	1,143,239	1,336,590	1,310,000	
245.53	STATE AID BTR - SEC & UNSEC	9,172	10,907	12,000	12,000	LIBRARY DEBT SERVICE
245.53	STATE AID BTR - SEC & UNSEC	40,066	34,914	33,500	32,500	LIBRARY DEBT SERVICE
246.07	STATE-OTHER-COURT APPTD ATTORNEYS	42,930	33,599	42,000	42,000	
<b>SUB TOTAL</b>		<b>\$ 12,161,779</b>	<b>\$ 14,054,101</b>	<b>\$ 14,660,470</b>	<b>\$ 14,377,308</b>	
CHARGES FOR CURRENT SERVICES						
261.01	ASSMT & TX COLL-COL TXS & SP.ASSMTS	\$	\$ 35	\$	\$	
261.02	ASSMT & TX COLL-ROLL CPS-PRCL INDX		842			
261.10	ASSMT&TX COLL FEES - OTHER	19	109			
262.01	ACCOUNTING&AUDIT FEES-OTHER GOVMT AGENCY	2,079	216CR	2,000	2,000	
287.02	OTHER-COPYING-DUPLICATING-FILE DOCUMENTS	566	913	500	500	
287.05	OTHER-SERVICE TO OTHER GOVMT AGENCIES	419		500	500	
287.07	OTHER - FEES - SERV AS WITNESS OR JUROR	200				
287.20	OTHER - MISCELLANEOUS	24				
<b>SUB TOTAL</b>		<b>\$ 3,307</b>	<b>\$ 1,683</b>	<b>\$ 3,000</b>	<b>\$ 3,000</b>	
OTHER REVENUE						
290.01	REVENUE APPLICABLE TO PRIOR YEARS-OTHER	\$ 600	\$ 1,060	\$	\$	
290.05	REVENUE APPL TO PY - USE OF MONEY & PROP	3,711				
290.06	REVENUE APPL TO PY-FM GOVT AGCY-STATE	16,058CR	867,120			
290.07	REV APPL TO PY-FROM GOVT AGCY-FED	173,325				
290.08	REVENUE APPL TO PY CHGS CURRENT SERV	319CR				
292.03	OTHER SALES - PERS PROPERTY - TAXABLE	3,375	2,111			
293.05	OTHER-RECOVERED EXPENDITURES	20,545	8,924			
293.09	OTHER-TRANSFERS FROM OTHER FUNDS	2,351	2,277			
293.10	OTHER-VOIDED & CANCELLED WARRANTS	30,587	42,651	15,000	15,000	
293.13	OTHER-INTEREST ON NOTES REC		4,043			
293.20	OTHER-MISCELLANEOUS	23,847	9,688	15,000	15,000	
<b>SUB TOTAL</b>		<b>\$ 241,964</b>	<b>\$ 937,856</b>	<b>\$ 30,000</b>	<b>\$ 30,000</b>	
<b>TOTAL DEPARTMENT 0300</b>		<b>\$ 12,597,317</b>	<b>\$ 15,103,691</b>	<b>\$ 14,693,470</b>	<b>\$ 14,410,308</b>	
<b>0350 EDP SERVICES DEPARTMENT</b>						
OTHER REVENUE						
292.03	OTHER SALES-PERS PROPERTY-TAXABLE	\$	\$ 534	\$	\$	
<b>SUB TOTAL</b>		<b>\$</b>	<b>\$ 534</b>	<b>\$</b>	<b>\$</b>	
<b>TOTAL DEPARTMENT 0350</b>		<b>\$</b>	<b>\$ 534</b>	<b>\$</b>	<b>\$</b>	

COUNTY OF SAN DIEGO FINAL BUDGET  
1972-1973  
ANALYSIS OF REVENUES BY BUDGET UNIT  
SOURCE AND FUND  
SCHEDULE 4A

REVENUES OTHER THAN CURRENT PROPERTY TAXES

REVENUE ACCOUNT	BUDGET UNIT AND SOURCE	ACTUAL 1970-1971	ACTUAL 1971-1972	DEPARTMENTAL ESTIMATES 1972-1973	AUDITOR ESTIMATES 1972-1973	FUND-GENERAL, UNLESS OTHERWISE INDICATED
<b>0400 TREASURER</b>						
REVENUE FROM USE OF MONEY AND PROPERTY						
219.01	INTEREST - DEPOSITS & INVESTMENTS	\$ 2,041,360	\$ 2,455,625	\$ 1,500,000	\$ 2,500,000	
219.01	INTEREST - DEPOSITS & INVESTMENTS					ROAD
219.01	INTEREST - DEPOSITS & INVESTMENTS					LIBRARY
<b>SUB TOTAL</b>		<b>\$ 2,041,360</b>	<b>\$ 2,455,625</b>	<b>\$ 1,500,000</b>	<b>\$ 2,500,000</b>	
CHARGES FOR CURRENT SERVICES						
261.01	ASSMT&TAX COLL FEES-TAXES&SPECIAL ASSMTS	\$ 1,398	\$ 813	\$ 500	\$ 500	
261.10	ASSMT&TAX COLL FEES-OTHER					
262.01	ACCTG&AUDIT FEES-OTHER GOVMT AGENCY	31,937	23,454	5,000	5,000	
262.02	ACCTG&AUDIT FEES-TREASURER PUB ADM ESTAT	6,196	4,555	500	500	
265.01	INHERITANCE TAX FEES	55,139	45,184	50,000	50,000	
287.02	OTHER-COPYING-DUPLICATING-FILE DOCUMENTS	51	32	75	75	
287.03	OTHER-REGISTRATION OF BONDS	215	1,924	250	250	
287.05	OTHER - SERV TO OTHER GOVT AGCY	66	456			
287.07	OTHER-FEES-SERV AS WITNESS OR JUROR	24	36			
287.20	OTHER-MISCELLANEOUS	62	45	40	40	
<b>SUB TOTAL</b>		<b>\$ 95,088</b>	<b>\$ 76,499</b>	<b>\$ 56,365</b>	<b>\$ 56,365</b>	
OTHER REVENUE						
290.05	REV APPL TO PY-USE OF MONEY & PROP	\$	\$ 39,121CR	\$	\$	
290.08	REV APPL TO PY - CHGS FOR CURRENT SER	10				
292.03	OTHER SALES - PERS PROPERTY TAXABLE	36	23			
293.20	OTHER-MISCELLANEOUS		50			
<b>SUB TOTAL</b>		<b>\$ 46</b>	<b>\$ 39,048CR</b>	<b>\$</b>	<b>\$</b>	
<b>TOTAL DEPARTMENT 0400</b>		<b>\$ 2,136,494</b>	<b>\$ 2,493,076</b>	<b>\$ 1,556,365</b>	<b>\$ 2,556,365</b>	
<b>0500 ASSESSOR</b>						
REVENUE FROM USE OF MONEY AND PROPERTY						
220.20	RENTS & CONCESSIONS - MISCL OTHER RENTAL	\$	\$ 2,895	\$ 100	\$ 100	
<b>SUB TOTAL</b>		<b>\$</b>	<b>\$ 2,895</b>	<b>\$ 100</b>	<b>\$ 100</b>	
CHARGES FOR CURRENT SERVICES						
261.02	ASSMT&TAX COLL FEES-SALE ROLL COPIES	\$ 237	\$ 102	\$ 950	\$ 950	
287.07	OTHER-FEES FOR SERVICE WITNESS OR JUROR	845	975			
287.20	OTHER-MISCELLANEOUS	3,483	5,731			
<b>SUB TOTAL</b>		<b>\$ 4,565</b>	<b>\$ 6,808</b>	<b>\$ 950</b>	<b>\$ 950</b>	
OTHER REVENUE						
292.03	OTHER SALES - PERS PROPERTY - TAXABLE	\$ 1,249	\$ 3,151	\$ 50	\$ 50	
<b>SUB TOTAL</b>		<b>\$ 1,249</b>	<b>\$ 3,151</b>	<b>\$ 50</b>	<b>\$ 50</b>	
<b>TOTAL DEPARTMENT 0500</b>		<b>\$ 5,814</b>	<b>\$ 12,854</b>	<b>\$ 1,100</b>	<b>\$ 1,100</b>	
<b>0600 TAX COLLECTOR</b>						
TAXES						
203.01	PROPERTY TAXES - PRIOR SECURED	\$ 1,028,004	\$ 1,235,191	\$ 1,000,000	\$ 1,000,000	



ANALYSIS OF REVENUES BY BUDGET UNIT  
SOURCE AND FUND  
SCHEDULE 4A

REVENUES OTHER THAN CURRENT PROPERTY TAXES

REVENUE ACCOUNT	BUDGET UNIT AND SOURCE	ACTUAL 1970-1971	ACTUAL 1971-1972	DEPARTMENTAL ESTIMATES 1972-1973	AUDITOR ESTIMATES 1972-1973	FUND-GENERAL, UNLESS OTHERWISE INDICATED
<b>0600 TAX COLLECTOR - CONTINUED</b>						
<b>TAXES - CONTINUED</b>						
203.01	PROPERTY TAXES - PRIOR SECURED	\$ 29,213	\$ 38,874	\$ 30,000	\$ 30,000	LIBRARY
203.01	PROPERTY TAXES - PRIOR SECURED	46,664	39,692	40,000	40,000	DEBT SERVICE
204.01	PROPERTY TAXES - PRIOR UNSECURED	322,109	150,330	200,000	200,000	
204.01	PROPERTY TAXES - PRIOR UNSECURED	2,548	2,994	1,300	1,300	LIBRARY
204.01	PROPERTY TAXES - PRIOR UNSECURED	10,083	4,857	5,200	5,200	DEBT SERVICE
206.01	PENALTIES AND COSTS ON DELINQUENT TAXES	511,851	643,492	500,000	500,000	
209.01	OTHER TAXES - AIRCRAFT UNSECURED	81,786	83,058	72,000	72,000	
209.01	OTHER TAXES - AIRCRAFT UNSECURED	2,523	2,598	2,000	2,000	LIBRARY
209.01	OTHER TAXES - AIRCRAFT UNSECURED	3,711	2,653	2,000	2,000	DEBT SERVICE
209.02	OTHER TAXES - COLL OF DISCHARGED ACCTS			1,000	1,000	
209.02	OTHER TAXES - COLL OF DISCHARGED ACCTS			12	12	LIBRARY
209.02	OTHER TAXES - COLL OF DISCHARGED ACCTS			12	12	DEBT SERVICE
209.03	OTHER TAXES - TRANSIENT OCCUPANCY TAX	239,136	264,542	250,000	200,000	
209.10	OTHER TAXES - MISCELLANEOUS	6,077	11,887	12,000	12,000	
209.10	OTHER TAXES - MISCELLANEOUS	335	654	300	300	LIBRARY
209.10	OTHER TAXES - MISCELLANEOUS	195	379	300	300	DEBT SERVICE
<b>SUB TOTAL</b>		<b>\$ 2,284,235</b>	<b>\$ 2,481,201</b>	<b>\$ 2,116,124</b>	<b>\$ 2,066,124</b>	
<b>LICENSES AND PERMITS</b>						
210.01	ANIMAL LICENSES - DOG	\$ 154,928	\$ 655,402	\$ 500,000	\$ 500,000	
211.01	BUSINESS LICENSES - AUCTIONEER	2,294	1,386	2,000	2,000	
211.02	BUSINESS LICENSES - DANCE & POOL HALL	2,454	2,462	2,500	2,500	
211.03	BUSINESS LICENSES - TAXICAB & OPERATORS	5,010	6,065	6,000	6,000	
211.04	BUSINESS LICENSES - KENNEL	2,066	2,201	2,100	2,100	
211.07	BUSINESS LICENSES - CONC WEAPON SALES	296	390	300	300	
211.10	BUSINESS LICENSES - OTHER	2,558	1,532	2,100	2,100	
<b>SUB TOTAL</b>		<b>\$ 169,606</b>	<b>\$ 669,438</b>	<b>\$ 515,000</b>	<b>\$ 515,000</b>	
<b>CHARGES FOR CURRENT SERVICES</b>						
261.01	ASSMT&TAX COLL FEES-TAXES&SPECIAL ASSMTS	\$ 5,639	\$ 6,491	\$ 5,600	\$ 5,600	
261.10	ASSMT&TAX COLL FEES-OTHER	1,109	894	1,200	1,200	
287.07	OTHER-FEES FOR SERVICE WITNESS OR JUROR	295	140	150	150	
<b>SUB TOTAL</b>		<b>\$ 7,043</b>	<b>\$ 7,525</b>	<b>\$ 6,950</b>	<b>\$ 6,950</b>	
<b>OTHER REVENUE</b>						
290.02	REVENUE APPLICABLE TO PRIOR YEARS-TAXES	\$ 47CR	\$ 2,061CR	\$	\$	
290.02	REV APPL TO PY-TAXES		93CR			LIBRARY
290.02	REV APPL TO PY-TAXES		54CR			DEBT SERVICE
293.05	OTHER-RECOVERED EXPENDITURES	204	324			
293.09	OTHER - RECOVERED EXPENDITURES	17CR				
293.20	OTHER-MISCELLANEOUS	116	11,279	8,000	8,000	
<b>SUB TOTAL</b>		<b>\$ 256</b>	<b>\$ 9,395</b>	<b>\$ 8,000</b>	<b>\$ 8,000</b>	
<b>TOTAL DEPARTMENT 0600</b>		<b>\$ 2,461,140</b>	<b>\$ 3,167,559</b>	<b>\$ 2,646,074</b>	<b>\$ 2,596,074</b>	
<b>0700 PURCHASING AGENT</b>						
<b>CHARGES FOR CURRENT SERVICES</b>						
287.05	OTHER - SERVICES TO OTHER GOVERNMENTAL A	\$ 23,832	\$ 21,268	\$ 29,000	\$ 29,000	
287.07	OTHER-FEES FOR SERVICE WITNESS OR JUROR	300				
<b>SUB TOTAL</b>		<b>\$ 24,132</b>	<b>\$ 21,268</b>	<b>\$ 29,000</b>	<b>\$ 29,000</b>	
<b>OTHER REVENUE</b>						
290.01	REV APPL TO PY-OTHER REVENUE	\$	\$ 125CR	\$	\$	

COUNTY OF SAN DIEGO FINAL BUDGET  
1972-1973  
ANALYSIS OF REVENUES BY BUDGET UNIT  
SOURCE AND FUND  
SCHEDULE 4A

		REVENUES OTHER THAN CURRENT PROPERTY TAXES				
REVENUE ACCOUNT	BUDGET UNIT AND SOURCE	ACTUAL 1970-1971	ACTUAL 1971-1972	DEPARTMENTAL ESTIMATES 1972-1973	AUDITOR ESTIMATES 1972-1973	FUND-GENERAL, UNLESS OTHERWISE INDICATED
<b>0700 PURCHASING AGENT - CONTINUED</b>						
OTHER REVENUE - CONTINUED						
291.02	SALE OF FIXED ASSETS-EQUIPMENT	\$ 102,949	\$ 94,523	\$ 40,000	\$ 40,000	
292.01	OTHER SALES-PERSONAL PROPERTY	4,074	4,668	5,000	5,000	
292.10	OTHER SALES-MISCELLANEOUS	125	368	100	100	
293.05	OTHER-RECOVERED EXPENDITURES	3,264	2,271	500	500	
293.08	OTHER-COLLECTION OF INSURANCE CLAIMS	277	10,882	1,000	1,000	
293.20	OTHER-MISCELLANEOUS		100			
<b>SUB TOTAL</b>		<b>\$ 110,689</b>	<b>\$ 112,687</b>	<b>\$ 46,600</b>	<b>\$ 46,600</b>	
<b>TOTAL DEPARTMENT 0700</b>		<b>\$ 134,821</b>	<b>\$ 133,955</b>	<b>\$ 75,600</b>	<b>\$ 75,600</b>	
<b>0800 COUNTY COUNSEL</b>						
FINES, FORFEITS AND PENALTIES						
218.10	FORFEITURES & PENALTIES-OTHER	\$ 17	\$	\$	\$	
<b>SUB TOTAL</b>		<b>\$ 17</b>	<b>\$</b>	<b>\$</b>	<b>\$</b>	
CHARGES FOR CURRENT SERVICES						
266.01	LEGAL SERVICES-OTHER GOVMT AGENCIES	\$ 2,250	\$ 2,202	\$ 2,500	\$ 2,500	
269.02	LEGAL SERVICES-ADMINISTERING ESTATES	105,700	143,050	108,000	108,000	
287.05	OTHER-SERV TO OTHER GOVT ACY		50X			
<b>SUB TOTAL</b>		<b>\$ 107,950</b>	<b>\$ 145,302</b>	<b>\$ 110,500</b>	<b>\$ 110,500</b>	
OTHER REVENUE						
292.10	OTHER SALES - MISCELLANEOUS	\$ 120	\$	\$	\$	
293.05	OTHER-RECOVERED EXPENDITURES	342	1,419X	200	200	
<b>SUB TOTAL</b>		<b>\$ 462</b>	<b>\$ 1,419</b>	<b>\$ 200</b>	<b>\$ 200</b>	
<b>TOTAL DEPARTMENT 0800</b>		<b>\$ 108,429</b>	<b>\$ 146,721</b>	<b>\$ 110,700</b>	<b>\$ 110,700</b>	
<b>0900 CIVIL SERVICE AND PERSONNEL</b>						
CHARGES FOR CURRENT SERVICES						
267.01	PERSONNEL SERVICES-OTHER GOVMT AGENCIES	\$ 4,252	\$ 5,148	\$ 5,000	\$ 5,000	
287.07	OTHER - FEES - SERV AS WITNESS OR JUROR	75	100			
<b>SUB TOTAL</b>		<b>\$ 4,327</b>	<b>\$ 5,248</b>	<b>\$ 5,000</b>	<b>\$ 5,000</b>	
OTHER REVENUE						
292.03	OTHER SALES - PERS PROPERTY - TAXABLE	\$ 31	\$ 198	\$	\$	
292.10	OTHER SALES - MISCELLANEOUS	75	95			
293.05	OTHER-RECOVERED EXPENDITURES	18,790	20,004	20,000	20,000	
<b>SUB TOTAL</b>		<b>\$ 18,896</b>	<b>\$ 20,297</b>	<b>\$ 20,000</b>	<b>\$ 20,000</b>	
<b>TOTAL DEPARTMENT 0900</b>		<b>\$ 23,223</b>	<b>\$ 25,545</b>	<b>\$ 25,000</b>	<b>\$ 25,000</b>	
<b>1000 REGISTRAR OF VOTERS, ADMINISTRATION</b>						
CHARGES FOR CURRENT SERVICES						
264.01	ELECTION SERV - BALLOT RECOUNT	\$ 1,169	\$	\$	\$	
264.02	ELECTION SERVICES-CANDIDATE FILING FEES	9,633	26,481	18,000	18,000	

COUNTY OF SAN DIEGO FINAL BUDGET  
1972-1973

ANALYSIS OF REVENUES BY BUDGET UNIT  
SOURCE AND FUND  
SCHEDULE 4A

REVENUES OTHER THAN CURRENT PROPERTY TAXES

REVENUE ACCOUNT	BUDGET UNIT AND SOURCE	ACTUAL 1970-1971	ACTUAL 1971-1972	DEPARTMENTAL ESTIMATES 1972-1973	AUDITOR ESTIMATES 1972-1973	FUND-GENERAL, UNLESS OTHERWISE INDICATED
<b>1000 REGISTRAR OF VOTERS, ADMINISTRATION - CONTINUED</b>						
CHARGES FOR CURRENT SERVICES - CONTINUED						
264.03	ELECTION SERVICES-OTHER GOVMT AGENCIES	\$ 139,120	\$ 493,854	\$ 115,550	\$ 123,550	
287.02	OTHER, COPYING, DUPL, FILING DOCUMENTS	79	148			
287.20	OTHER-MISCELLANEOUS		1			
<b>SUB TOTAL</b>		<b>\$ 150,001</b>	<b>\$ 520,484</b>	<b>\$ 133,550</b>	<b>\$ 141,550</b>	
OTHER REVENUE						
290.08	REV APPL TO PY - CHGS FOR CURRENT SER	\$ 359CR	\$	\$	\$	
291.02	SALE OF FIXED ASSETS - EQUIPMENT	540	2,500			
292.01	OTHER SALES - PERSONAL PROPERTY	1,574	2,355	6,450	9,050	
292.03	OTHER SALES - PERS PROPERTY - TAXABLE	1,910	5,727			
293.20	OTHER-MISCELLANEOUS		22			
<b>SUB TOTAL</b>		<b>\$ 3,665</b>	<b>\$ 10,604</b>	<b>\$ 6,450</b>	<b>\$ 9,050</b>	
<b>TOTAL DEPARTMENT 1000</b>		<b>\$ 153,666</b>	<b>\$ 531,088</b>	<b>\$ 140,000</b>	<b>\$ 150,600</b>	
<b>1200 PUBLIC WORKS AGENCY</b>						
REVENUE FROM USE OF MONEY AND PROPERTY						
220.02	RENTS & CONCESSIONS - COUNTY HOSPITAL	\$ 1,810	\$ 1,800	\$	\$	
220.04	RENTS & CONCESSIONS - AIRPORTS	176,566	187,615	213,448	213,448	
220.05	RENTS & CONCESSIONS - RANCHO DEL CAMPO	1,915	1,915			
220.10	RENTS & CONCESSIONS - GERATIC HOSPITAL	646	685			
220.11	RENTS & CONCESSIONS - WELFARE HOMES	1,220				
220.12	RENTS & CONCESSIONS - OPERATIONS CTR	50	50			
220.13	RENTS & CONCESSIONS - EDUCATION CENTER		123,036			
220.19	RENTS & CONCESSIONS - MISC. LAND & BLDGS	37,165	42,571			
220.20	RENTS & CONCESSIONS - MISCELLANEOUS	5,484	135			
<b>SUB TOTAL</b>		<b>\$ 224,856</b>	<b>\$ 357,807</b>	<b>\$ 213,448</b>	<b>\$ 213,448</b>	
AID FROM OTHER GOVERNMENTAL AGENCIES						
241.04	STATE AID FOR CONST. RECREATION AREAS	\$ 9,786	\$ 252,308	\$	\$	
246.10	STATE - OTHER - OTHER STATE GRANTS	8,449				
253.03	FEDERAL AID FOR CONSTRUCTION					
253.04	FED AID FOR CONST - REC AREAS	385,500	143,158			
254.03	FED AID DISASTER - FIRE DISASTER	1,488				
<b>SUB TOTAL</b>		<b>\$ 405,223</b>	<b>\$ 395,466</b>	<b>\$</b>	<b>\$</b>	
CHARGES FOR CURRENT SERVICES						
262.01	ACCTG & AUDIT FEES-OTHER GOVT AGCY	\$	\$ 15,190	\$	\$	
263.01	COMMUN. SERV - OTHER GOVT AGENCIES	11,155	1,155			
277.01	ROAD AND STREET SERVICES					
287.05	OTHER - SERV TO OTHER GOVT AGCY	74				
287.07	OTHER - FEES - SERV AS WITNESS OR JUROR	865	370			
287.20	OTHER - MISCELLANEOUS	80				
<b>SUB TOTAL</b>		<b>\$ 12,174</b>	<b>\$ 16,715</b>	<b>\$</b>	<b>\$</b>	
OTHER REVENUE						
290.01	REV APPL TO PY - OTHER REVENUE	\$ 23	\$ 121	\$	\$	
290.03	REV APPL TO PY-LICENSES & PERMITS		2,425			
290.05	REV APPL TO PY - USE OF MONEY & PROP	607	3,568CR			
290.07	REV APPL TO PY - FROM GOVNT AGCY - FED	7,142				
290.08	REV APPL TO PY-CHGS FOR CURRENT SER		56CR			
291.01	SALE OF FIXED ASSETS - LAND, STR & IMP	16,917	40,174			

COUNTY OF SAN DIEGO FINAL BUDGET  
1972-1973  
ANALYSIS OF REVENUES BY BUDGET UNIT  
SOURCE AND FUND  
SCHEDULE 4A

		REVENUES OTHER THAN CURRENT PROPERTY TAXES				
REVENUE ACCOUNT	BUDGET UNIT AND SOURCE	ACTUAL 1970-1971	ACTUAL 1971-1972	DEPARTMENTAL ESTIMATES 1972-1973	AUDITOR ESTIMATES 1972-1973	FUND- GENERAL, UNLESS OTHERWISE INDICATED
<b>1200 PUBLIC WORKS AGENCY - CONTINUED</b>						
OTHER REVENUE - CONTINUED						
291.02	SALE OF FIXED ASSETS-EQUIPMENT		\$ 35			
293.03	OTHER - NOTES RECEIVABLE COLLECTIONS	\$ 232,733	\$ 41,714			
293.04	OTHER - AIRPORTS	8,083	12,974	6,000	6,000	
293.05	OTHER - RECOVERED EXPENDITURES	477	207			
293.08	OTHER - COLL OF INSURANCE CLAIMS	838				
293.20	OTHER - MISCELLANEOUS	5,300	5,474	1,885	1,885	
<b>SUB TOTAL</b>		<b>\$ 272,120</b>	<b>\$ 99,500</b>	<b>\$ 7,885</b>	<b>\$ 7,885</b>	
<b>TOTAL DEPARTMENT 1200</b>		<b>\$ 914,373</b>	<b>\$ 869,488</b>	<b>\$ 221,333</b>	<b>\$ 221,333</b>	
<b>1250 FACILITIES DEVELOPMENT</b>						
REVENUE FROM USE OF MONEY AND PROPERTY						
220.13	RENTS & CONCESSIONS - EDUCATION CENTER			\$ 137,424	\$ 137,424	
220.19	RENTS & CONCESSIONS - MISCELLANEOUS				166,700	
<b>SUB TOTAL</b>				<b>\$ 137,424</b>	<b>\$ 304,124</b>	
AID FROM OTHER GOVERNMENTAL AGENCIES						
241.04	STATE AID FOR CONST. RECREATION AREAS			\$ 1,829,140	\$ 2,991,140	
253.03	FEDERAL AID FOR CONSTRUCTION			341,470	341,470	
253.04	FED AID FOR CONST - REC AREAS			946,500	2,446,500	
260.02	OTHER GOVT. AGENCIES - CSA S - PARKS				396,500	
<b>SUB TOTAL</b>				<b>\$ 3,117,110</b>	<b>\$ 6,175,610</b>	
OTHER REVENUE						
291.01	SALE OF FIXED ASSETS - LAND, STR & IMP			\$ 24,655	\$ 24,655	
293.03	OTHER - NOTES RECEIVABLE COLLECTIONS			34,654	34,654	
293.20	OTHER - MISCELLANEOUS				257,500	
<b>SUB TOTAL</b>				<b>\$ 59,309</b>	<b>\$ 316,809</b>	
<b>TOTAL DEPARTMENT 1250</b>				<b>\$ 3,313,843</b>	<b>\$ 6,796,543</b>	
<b>1300 DEPARTMENT OF GENERAL SERVICES</b>						
REVENUE FROM USE OF MONEY AND PROPERTY						
220.01	RENTS & CONCESSIONS - ADMIN CENTER	\$ 6,030	\$ 5,797	\$ 6,100	\$ 6,100	
220.05	RENTS & CONCESSIONS - RANCHO DEL CAMPO	8,117	8,334	7,500	7,500	
220.12	RENTS & CONCESSIONS - OPERATIONS CENTER	240	240	240	240	
220.20	RENTS & CONCESSIONS - MISC. OTHER RENTAL	4,186	7,175	6,540	6,540	
<b>SUB TOTAL</b>		<b>\$ 18,573</b>	<b>\$ 21,546</b>	<b>\$ 20,380</b>	<b>\$ 20,380</b>	
AID FROM OTHER GOVERNMENTAL AGENCIES						
258.10	AID FROM OTHER GOVERNMENTAL AGENCIES FED		\$ 200,000	\$ 32,100	\$ 32,100	
<b>SUB TOTAL</b>			<b>\$ 200,000</b>	<b>\$ 32,100</b>	<b>\$ 32,100</b>	
CHARGES FOR CURRENT SERVICES						
263.01	COMMUNICATION SERVICES - OTHER GOVT AGCY		\$ 16,999	\$ 9,465	\$ 9,465	
268.05	PLAN & ENGR SERVICE - OTHER GOVMT AGENCY		73,200			
268.07	PLANNING & ENGRING-CO RETIREMENT BD	284				
287.02	OTHER - COPYING, DUPL, FILING DOCUMENTS	3				

COUNTY OF SAN DIEGO FINAL BUDGET  
1972-1973

ANALYSIS OF REVENUES BY BUDGET UNIT  
SOURCE AND FUND  
SCHEDULE 4A

REVENUE ACCOUNT	BUDGET UNIT AND SOURCE	ACTUAL 1970-1971	ACTUAL 1971-1972	DEPARTMENTAL ESTIMATES 1972-1973	AUDITOR ESTIMATES 1972-1973	FUND-GENERAL, UNLESS OTHERWISE INDICATED
<b>REVENUES OTHER THAN CURRENT PROPERTY TAXES</b>						
<b>1300 DEPARTMENT OF GENERAL SERVICES - CONTINUED</b>						
CHARGES FOR CURRENT SERVICES - CONTINUED						
287.05	OTHER - SERVICE OTHER GOVMT AGENCIES	\$ 6,153	\$ 9,167	\$ 9,000	\$ 9,000	
287.07	OTHER-FEES FOR SERVICE WITNESS OR JUROR	135	440			
287.08	OTHER - EMPLOYEE MAINTENANCE	898	931	750	750	
287.12	OTHER-EMPLOYEE PARKING FEES		3,848			
287.20	OTHER - MISCELLANEOUS			52,220	52,220	
<b>SUB TOTAL</b>		<b>\$ 7,473</b>	<b>\$ 104,585</b>	<b>\$ 71,435</b>	<b>\$ 71,435</b>	
OTHER REVENUE						
290.01	OTHER - REVENUE APPLICABLE TO PRIOR YEAR		2,706			
290.08	REV APPL TO PY - CHGS FOR CURRENT SER	8,353	1,896			
291.02	SALE OF FIXED ASSETS-EQUIPMENT	3,749	16,049			
292.01	OTHER SALES - PERSONAL PROPERTY	712	22			
292.03	OTHER SALES - PERSONAL PROPERTY - TAXABL	630	1,723	5,500	5,500	
293.05	OTHER-RECOVERED EXPENDITURES	6,912	3,765	2,550	2,550	
293.08	OTHER - COLL OF INSURANCE CLAIMS	1,119	345			
293.20	OTHER-MISCELLANEOUS	1,987	2,791	500	500	
<b>SUB TOTAL</b>		<b>\$ 23,460</b>	<b>\$ 29,297</b>	<b>\$ 8,550</b>	<b>\$ 8,550</b>	
<b>TOTAL DEPARTMENT 1300</b>		<b>\$ 49,506</b>	<b>\$ 355,428</b>	<b>\$ 132,465</b>	<b>\$ 132,465</b>	
<b>1600 INSURANCE</b>						
CHARGES FOR CURRENT SERVICES						
287.05	OTHER-SERVICES OTHER GOVMT AGENCIES		\$ 13,071	\$ 12,773	\$ 12,773	
<b>SUB TOTAL</b>			<b>\$ 13,071</b>	<b>\$ 12,773</b>	<b>\$ 12,773</b>	
OTHER REVENUE						
293.05	OTHER-RECOVERED EXPENDITURES	\$ 12,242	\$ 2,620			
293.12	OTHER-COMP INSURANCE REFUND OF PREMIUM	16,117				
<b>SUB TOTAL</b>		<b>\$ 28,359</b>	<b>\$ 2,620</b>	<b>\$</b>	<b>\$</b>	
<b>TOTAL DEPARTMENT 1600</b>		<b>\$ 28,359</b>	<b>\$ 15,691</b>	<b>\$ 12,773</b>	<b>\$ 12,773</b>	
<b>1900 DEPARTMENT OF THE COUNTY ENGINEER, ENGINEERING DIVISION</b>						
LICENSES AND PERMITS						
212.07	CONSTRUCTION PERMITS - GRADING	\$ 34,905	\$ 32,713	\$ 49,000	\$ 49,000	
<b>SUB TOTAL</b>		<b>\$ 34,905</b>	<b>\$ 32,713</b>	<b>\$ 49,000</b>	<b>\$ 49,000</b>	
REVENUE FROM USE OF MONEY AND PROPERTY						
220.21	RENTS & CONCESS-MAJOR FIRE RENTALS					
<b>SUB TOTAL</b>		<b>\$</b>	<b>\$</b>	<b>\$</b>	<b>\$</b>	
AID FROM OTHER GOVERNMENTAL AGENCIES						
254.02	AID FROM OTHER GOVERNMENTAL AGENCIES FED A	\$ 237,758	\$ 17,095			
254.02	AID FROM OTHER GOVERNMENTAL AGENCIES FED A	2,911				
258.10	FED - OTHER - OTHER FEDERAL GRANTS	20,222				ROAD
<b>SUB TOTAL</b>		<b>\$ 260,891</b>	<b>\$ 17,095</b>	<b>\$</b>	<b>\$</b>	
CHARGES FOR CURRENT SERVICES						
268.01	PLAN&ENG SERVICE-PROP OWNERS-PLAN CHECK	\$ 13,770	\$ 21,999	\$ 66,270	\$ 66,270	

COUNTY OF SAN DIEGO FINAL BUDGET  
1972-1973

ANALYSIS OF REVENUES BY BUDGET UNIT  
SOURCE AND FUND  
SCHEDULE 4A

REVENUES OTHER THAN CURRENT PROPERTY TAXES

REVENUE ACCOUNT	BUDGET UNIT AND SOURCE	ACTUAL 1970-1971	ACTUAL 1971-1972	DEPARTMENTAL ESTIMATES 1972-1973	AUDITOR ESTIMATES 1972-1973	FUND-GENERAL, UNLESS OTHERWISE INDICATED
<b>1900 DEPARTMENT OF THE COUNTY ENGINEER, ENGINEERING DIVISION - CONTINUED</b>						
CHARGES FOR CURRENT SERVICES - CONTINUED						
268.02	PLAN&ENG SERVICE-PLAN PREP&SUPV-SP ASSMT	\$ 45,215	\$ 13,748	\$ 88,000	\$ 88,000	
268.03	PLAN & ENG SERVICE-IMPV PLAN CK & FIELD	226,981	325,989	536,860	536,860	
268.04	PLAN&ENG SERVICE-AERIAL SURVEY MAPS	6,280	15,000	6,000	6,000	
268.05	PLAN&ENG SERVICE-OTHER GOVT AGENCIES CPA			55,000	55,000	
<b>SUB TOTAL</b>		<b>\$ 292,246</b>	<b>\$ 376,736</b>	<b>\$ 752,130</b>	<b>\$ 752,130</b>	
OTHER REVENUE						
290.01	REVENUE APPLICABLE TO PRIOR YEARS-OTHER	\$ 397	\$ 107	\$	\$	
290.03	REV APPL TO PY-LICENSES & PERMITS		76CR			
290.05	REV APPL TO PY-USE OF MONEY & PROP		159			
290.08	REVENUE APPL TO PY-CHGS-CURRENT SER		5,490			
293.05	OTHER-RECOVERED EXPENDITURES	5,637				
293.20	OTHER-MISCELLANEOUS	23,358	35,367	43,580	43,580	
<b>SUB TOTAL</b>		<b>\$ 29,418</b>	<b>\$ 41,047</b>	<b>\$ 43,580</b>	<b>\$ 43,580</b>	
<b>TOTAL DEPARTMENT 1900</b>		<b>\$ 617,460</b>	<b>\$ 467,591</b>	<b>\$ 844,710</b>	<b>\$ 844,710</b>	
<b>2100 MUNICIPAL COURT - EL CAJON</b>						
FINES, FORFEITS AND PENALTIES						
216.01	VEHICLE CODE FINES	\$ 184,236	\$ 169,691	\$ 190,000	\$ 190,000	
216.01	VEHICLE CODE FINES	184,236	169,691	190,000	190,000	ROAD
216.02	VEHICLE CODE FINES-PENALTY ASSESSMENTS	21,222	19,627	21,800	21,800	
216.03	VEHICLE CODE CITY ARRESTS	45,253	36,480	33,000	33,000	
217.01	OTHER COURT FINES - FISH & GAME	22	57	25	25	FISH AND GAME
217.03	OTHER COURT FINES - GENERAL	99,326	125,065	112,000	112,000	
218.02	FORF & PENALTIES-SMRY JUDGEMENT BAIL BND	800	1,300			
<b>SUB TOTAL</b>		<b>\$ 535,095</b>	<b>\$ 521,911</b>	<b>\$ 546,825</b>	<b>\$ 546,825</b>	
CHARGES FOR CURRENT SERVICES						
272.01	COURT FEES&COSTS-FILING DOCUMENTS	\$ 24,885	\$ 28,832	\$ 27,000	\$ 27,000	
272.02	COURT FEES&COSTS-JURY FEES	411	584	500	500	
272.03	COURT FEES & COSTS - COURT REPORTERS	60				
272.06	COURT FEES & COSTS-COURT APPTD ATTY	30	254			
287.02	OTHER-COPYING-DUPLICATING-FILE DOCUMENTS	1,345	1,718	1,675	1,675	
<b>SUB TOTAL</b>		<b>\$ 26,731</b>	<b>\$ 31,388</b>	<b>\$ 29,175</b>	<b>\$ 29,175</b>	
<b>TOTAL DEPARTMENT 2100</b>		<b>\$ 561,826</b>	<b>\$ 553,299</b>	<b>\$ 576,000</b>	<b>\$ 576,000</b>	
<b>2200 MUNICIPAL COURT - NORTH COUNTY</b>						
FINES, FORFEITS AND PENALTIES						
216.01	VEHICLE CODE FINES	\$ 226,938	\$ 264,731	\$ 260,000	\$ 260,000	
216.01	VEHICLE CODE FINES	226,937	264,731	260,000	260,000	ROAD
216.02	VEHICLE CODE FINES-PENALTY ASSESMTS		29,984			
216.03	VEHICLE CODE FINES-CITY ARRESTS	38,567	48,914	45,000	45,000	
217.01	OTHER COURT FINES-FISH AND GAME		25			ROAD
217.01	OTHER COURT FINES - FISH & GAME	717	375	500	500	FISH AND GAME
217.03	OTHER COURT FINES - GENERAL	84,691	135,478	120,000	120,000	
217.04	OTHER COURT FINES - LITTERING	25	176	250	250	
217.04	OTHER COURT FINES-LITTERING		139			ROAD
<b>SUB TOTAL</b>		<b>\$ 577,875</b>	<b>\$ 744,553</b>	<b>\$ 685,750</b>	<b>\$ 685,750</b>	
CHARGES FOR CURRENT SERVICES						
272.01	COURT FEES&COSTS-FILING DOCUMENTS	\$ 30,688	\$ 38,600	\$ 35,000	\$ 35,000	

ANALYSIS OF REVENUES BY BUDGET UNIT  
SOURCE AND FUND  
SCHEDULE 4A

REVENUES OTHER THAN CURRENT PROPERTY TAXES

REVENUE ACCOUNT	BUDGET UNIT AND SOURCE	ACTUAL 1970-1971	ACTUAL 1971-1972	DEPARTMENTAL ESTIMATES 1972-1973	AUDITOR ESTIMATES 1972-1973	FUND-GENERAL, UNLESS OTHERWISE INDICATED
<b>2200 MUNICIPAL COURT - NORTH COUNTY - CONTINUED</b>						
CHARGES FOR CURRENT SERVICES - CONTINUED						
272.02	COURT FEES & COSTS-JURY FEES	\$ 538	\$ 2,037	\$ 1,500	\$ 1,500	
272.03	COURT FEES & COSTS-COURT REPORTERS	45				
287.02	OTHER-COPYING-DUPLICATING-FILE DOCUMENTS			200	200	
<b>SUB TOTAL</b>		<b>\$ 31,271</b>	<b>\$ 40,637</b>	<b>\$ 36,700</b>	<b>\$ 36,700</b>	
OTHER REVENUE						
293.05	OTHER-RECOVERED EXPENDITURES		\$ 375			
<b>SUB TOTAL</b>		<b>\$</b>	<b>\$ 375</b>	<b>\$</b>	<b>\$</b>	
<b>TOTAL DEPARTMENT 2200</b>		<b>\$ 609,146</b>	<b>\$ 785,565</b>	<b>\$ 722,450</b>	<b>\$ 722,450</b>	
<b>2300 MUNICIPAL COURT - SAN DIEGO</b>						
FINES, FORFEITS AND PENALTIES						
216.01	VEHICLE CODE FINES	\$ 55,724	\$ 64,463	\$ 65,000	\$ 65,000	
216.01	VEHICLE CODE FINES	55,724	64,463	65,000	65,000	ROAD
216.02	VEHICLE CODE FINES-PENALTY ASSESSMENTS	116,292	102,450	107,000	107,000	
216.03	VEHICLE CODE FINES - CITIES ARRESTS	216,631	188,001	192,500	192,500	
217.01	OTHER COURT FINES - FISH & GAME	5,653	4,114	4,500	4,500	FISH AND GAME
217.03	OTHER COURT FINES - GENERAL	642,152	721,831	714,500	714,500	
217.04	OTHER COURT FINES - LITTERING	26		150	150	
217.04	OTHER COURT FINES - LITTERING	91	138			ROAD
218.02	FORF & PENALTIES - SMRY JUDGENT BAIL BND	43,148	43,803	59,000	59,000	
<b>SUB TOTAL</b>		<b>\$ 1,135,441</b>	<b>\$ 1,189,263</b>	<b>\$ 1,207,650</b>	<b>\$ 1,207,650</b>	
AID FROM OTHER GOVERNMENTAL AGENCIES						
246.10	STATE-OTHER-OTHER STATE GRANTS		\$ 310			
<b>SUB TOTAL</b>		<b>\$</b>	<b>\$ 310</b>	<b>\$</b>	<b>\$</b>	
CHARGES FOR CURRENT SERVICES						
272.01	COURT FEES&COSTS-FILING DOCUMENTS	\$ 198,412	\$ 210,207	\$ 267,000	\$ 267,000	
272.02	COURT FEES&COSTS-JURY FEES	5,902	5,169	4,000	4,000	
272.03	COURT FEES&COSTS-REPORTER&TRANSCRIPT FEE	4,662	6,175	5,100	5,100	
272.06	COURT FEES & COSTS-COURT APPTD ATTORNEYS	970	905	300	300	
287.02	OTHER-COPYING-DUPLICATING-FILE DOCUMENTS	2,239	2,859	2,400	2,400	
<b>SUB TOTAL</b>		<b>\$ 212,185</b>	<b>\$ 225,315</b>	<b>\$ 278,800</b>	<b>\$ 278,800</b>	
OTHER REVENUE						
293.05	OTHER-RECOVERED EXPENDITURES	\$ 144				
293.20	OTHER-MISCELLANEOUS	3,071	2,641	2,000	2,000	
<b>SUB TOTAL</b>		<b>\$ 3,215</b>	<b>\$ 2,641</b>	<b>\$ 2,000</b>	<b>\$ 2,000</b>	
<b>TOTAL DEPARTMENT 2300</b>		<b>\$ 1,350,841</b>	<b>\$ 1,417,529</b>	<b>\$ 1,488,450</b>	<b>\$ 1,488,450</b>	
<b>2500 JUSTICE COURT, CORONADO</b>						
FINES, FORFEITS AND PENALTIES						
216.01	VEHICLE CODE FINES	\$ 422	\$ 2,056	\$ 600	\$ 600	
216.01	VEHICLE CODE FINES	422	2,056	600	600	ROAD
216.03	VEHICLE CODE FINES - CITIES ARRESTS	22,153	31,685	35,000	35,000	

COUNTY OF SAN DIEGO FINAL BUDGET  
1972-1973  
ANALYSIS OF REVENUES BY BUDGET UNIT  
SOURCE AND FUND  
SCHEDULE 4A

		REVENUES OTHER THAN CURRENT PROPERTY TAXES				
REVENUE ACCOUNT	BUDGET UNIT AND SOURCE	ACTUAL 1970-1971	ACTUAL 1971-1972	DEPARTMENTAL ESTIMATES 1972-1973	AUDITOR ESTIMATES 1972-1973	FUND- GENERAL, UNLESS OTHERWISE INDICATED
<b>2500 JUSTICE COURT, CORONADO - CONTINUED</b>						
FINES, FORFEITS AND PENALTIES - CONTINUED						
217.01 OTHER COURT FINES-FISH AND GAME		\$	\$	\$	\$	FISH AND GAME
217.03 OTHER COURT FINES - GENERAL		3,943	4,306	4,000	4,000	
<b>SUB TOTAL</b>		<b>\$ 26,940</b>	<b>\$ 40,444</b>	<b>\$ 40,200</b>	<b>\$ 40,200</b>	
CHARGES FOR CURRENT SERVICES						
272.01 COURT FEES&COSTS-FILING DOCUMENTS		\$ 405	\$ 879	\$ 500	\$ 500	
<b>SUB TOTAL</b>		<b>\$ 405</b>	<b>\$ 879</b>	<b>\$ 500</b>	<b>\$ 500</b>	
<b>TOTAL DEPARTMENT 2500</b>		<b>\$ 27,345</b>	<b>\$ 41,323</b>	<b>\$ 40,700</b>	<b>\$ 40,700</b>	
<b>2530 JUSTICE COURT, FALLBROOK</b>						
FINES, FORFEITS AND PENALTIES						
216.01 VEHICLE CODE FINES		\$ 13,123	\$ 13,359	\$ 13,000	\$ 13,000	
216.01 VEHICLE CODE FINES		13,123	13,359	13,000	13,000	ROAD
217.01 OTHER COURT FINES - FISH & GAME		12				FISH AND GAME
217.03 OTHER COURT FINES - GENERAL		1,274	1,783	3,000	3,000	
217.04 OTHER COURT FINES-LITTERING			162			ROAD
217.04 OTHER COURT FINES-LITTERING			162			
<b>SUB TOTAL</b>		<b>\$ 27,532</b>	<b>\$ 28,825</b>	<b>\$ 29,000</b>	<b>\$ 29,000</b>	
CHARGES FOR CURRENT SERVICES						
272.01 COURT FEES&COSTS-FILING DOCUMENTS		\$ 984	\$ 734	\$ 900	\$ 900	
<b>SUB TOTAL</b>		<b>\$ 984</b>	<b>\$ 734</b>	<b>\$ 900</b>	<b>\$ 900</b>	
<b>TOTAL DEPARTMENT 2530</b>		<b>\$ 28,516</b>	<b>\$ 29,559</b>	<b>\$ 29,900</b>	<b>\$ 29,900</b>	
<b>2540 JUSTICE COURT, EAST COUNTY</b>						
FINES, FORFEITS AND PENALTIES						
216.01 VEHICLE CODE FINES		\$ 9,502	\$ 8,920	\$ 12,500	\$ 12,500	
216.01 VEHICLE CODE FINES		9,483	8,920	12,500	12,500	ROAD
217.01 OTHER COURT FINES-FISH AND GAME			25			FISH AND GAME
217.01 OTHER COURT FINES - FISH & GAME		83	268	300	300	
217.03 OTHER COURT FINES - GENERAL		1,543	1,714	2,000	2,000	
217.04 OTHER COURT FINES - LITTERING		36				
<b>SUB TOTAL</b>		<b>\$ 20,647</b>	<b>\$ 19,847</b>	<b>\$ 27,300</b>	<b>\$ 27,300</b>	
REVENUE FROM USE OF MONEY AND PROPERTY						
220.19 RENTS & CONCESSIONS - MISC LAND & BLDGS		\$ 45	\$	\$ 45	\$ 45	
<b>SUB TOTAL</b>		<b>\$ 45</b>	<b>\$</b>	<b>\$ 45</b>	<b>\$ 45</b>	
CHARGES FOR CURRENT SERVICES						
272.01 COURT FEES&COSTS-FILING DOCUMENTS		\$ 173	\$ 266	\$ 250	\$ 250	
287.02 OTHER - COPYING, DUPL, FILING DOCUMENTS		2	9			
287.08 OTHER-EMPLOYEE MAINTENANCE		61				
<b>SUB TOTAL</b>		<b>\$ 236</b>	<b>\$ 275</b>	<b>\$ 250</b>	<b>\$ 250</b>	
<b>TOTAL DEPARTMENT 2540</b>		<b>\$ 20,928</b>	<b>\$ 20,122</b>	<b>\$ 27,595</b>	<b>\$ 27,595</b>	



COUNTY OF SAN DIEGO FINAL BUDGET  
1972-1973

ANALYSIS OF REVENUES BY BUDGET UNIT  
SOURCE AND FUND  
SCHEDULE 4A

REVENUES OTHER THAN CURRENT PROPERTY TAXES

REVENUE ACCOUNT	BUDGET UNIT AND SOURCE	ACTUAL 1970-1971	ACTUAL 1971-1972	DEPARTMENTAL ESTIMATES 1972-1973	AUDITOR ESTIMATES 1972-1973	FUND-GENERAL, UNLESS OTHERWISE INDICATED
<b>2550 JUSTICE COURT, NATIONAL</b>						
FINES, FORFEITS AND PENALTIES						
216.01	VEHICLE CODE FINES	\$ 2,224	\$ 1,741	\$ 2,250	\$ 2,250	
216.01	VEHICLE CODE FINES	2,224	1,741	2,250	2,250	ROAD
216.03	VEHICLE CODE FINES-CITY ARRESTS	34,114	39,511	36,300	36,300	
217.01	OTHER COURT FINES-FISH AND GAME			10	10	FISH AND GAME
217.03	OTHER COURT FINES - GENERAL	16,930	14,134	17,200	17,200	
217.04	OTHER COURT FINES-LITTERING					
<b>SUB TOTAL</b>		<b>\$ 55,492</b>	<b>\$ 57,127</b>	<b>\$ 58,010</b>	<b>\$ 58,010</b>	
CHARGES FOR CURRENT SERVICES						
272.01	COURT FEES&COSTS-FILING DOCUMENTS	\$ 2,460	\$ 2,775	\$ 2,650	\$ 2,650	
287.02	OTHER-COPY-DUPLICATING-FILE DOCUMENTS	94	95	120	120	
<b>SUB TOTAL</b>		<b>\$ 2,554</b>	<b>\$ 2,870</b>	<b>\$ 2,770</b>	<b>\$ 2,770</b>	
<b>TOTAL DEPARTMENT 2550</b>		<b>\$ 58,046</b>	<b>\$ 59,997</b>	<b>\$ 60,780</b>	<b>\$ 60,780</b>	
<b>2560 JUSTICE COURT, RAMONA</b>						
FINES, FORFEITS AND PENALTIES						
216.01	VEHICLE CODE FINES	\$ 10,086	\$ 10,818	\$ 10,000	\$ 10,000	
216.01	VEHICLE CODE FINES	10,086	10,818	10,000	10,000	ROAD
217.01	OTHER COURT FINES - FISH & GAME	2,462	2,028	1,800	1,665	FISH AND GAME
217.03	OTHER COURT FINES - GENERAL	4,224	6,906	4,000	4,000	
217.04	OTHER COURT FINES - LITTERING	38	37	50	50	
217.04	OTHER COURT FINES - LITTERING	38	37	50	50	ROAD
<b>SUB TOTAL</b>		<b>\$ 26,934</b>	<b>\$ 30,644</b>	<b>\$ 25,900</b>	<b>\$ 25,765</b>	
CHARGES FOR CURRENT SERVICES						
272.01	COURT FEES&COSTS-FILING DOCUMENTS	\$ 762	\$ 891	\$ 850	\$ 850	
<b>SUB TOTAL</b>		<b>\$ 762</b>	<b>\$ 891</b>	<b>\$ 850</b>	<b>\$ 850</b>	
<b>TOTAL DEPARTMENT 2560</b>		<b>\$ 27,696</b>	<b>\$ 31,535</b>	<b>\$ 26,750</b>	<b>\$ 26,615</b>	
<b>2600 REVENUE AND RECOVERY</b>						
FINES, FORFEITS AND PENALTIES						
217.03	OTHER COURT FINES - GENERAL	\$	\$ 5,533	\$	\$	
<b>SUB TOTAL</b>		<b>\$</b>	<b>\$ 5,533</b>	<b>\$</b>	<b>\$</b>	
REVENUE FROM USE OF MONEY AND PROPERTY						
219.01	INTEREST FROM USE OF MONEY AND PROPERTY	\$	\$ 5,561	\$	\$	
<b>SUB TOTAL</b>		<b>\$</b>	<b>\$ 5,561</b>	<b>\$</b>	<b>\$</b>	
CHARGES FOR CURRENT SERVICES						
272.01	COURT FEES & COSTS-FILING DOCUMENTS	\$	\$ 846	\$	\$	
272.04	COURT FEES&COSTS-SERV CHGS COLL ACCTS	20,407	20,931	20,000	20,000	
272.06	COURT FEES&COSTS-COURT APPOINTED ATTORNE	35,591	20,804	45,000	45,000	
272.07	COURT FEES&COSTS-COURT COST	15,282	7,642			
279.01	MENTAL HEALTH SERVICES	2,331,119	1,487,940	2,824,000	1,364,000	
283.01	INST CARE & SERVICE-UNCOMPENSATED COSTS	4,468,972	927,909			

COUNTY OF SAN DIEGO FINAL BUDGET  
1972-1973

ANALYSIS OF REVENUES BY BUDGET UNIT  
SOURCE AND FUND  
SCHEDULE 4A

		REVENUES OTHER THAN CURRENT PROPERTY TAXES				
REVENUE ACCOUNT	BUDGET UNIT AND SOURCE	ACTUAL 1970-1971	ACTUAL 1971-1972	DEPARTMENTAL ESTIMATES 1972-1973	AUDITOR ESTIMATES 1972-1973	FUND- GENERAL, UNLESS OTHERWISE INDICATED
<b>2600 REVENUE AND RECOVERY - CONTINUED</b>						
CHARGES FOR CURRENT SERVICES - CONTINUED						
283.02	INSTITUTIONAL CARE&SERVICE-HOSPITALS	\$ 4,847,670	\$ 3,863,779	\$ 3,640,000	\$ 4,080,000	
283.05	INSTITUTIONAL CARE&SERVICE-COUNTY	258,398	297,072	339,000	339,000	
283.06	INSTITUTIONAL CARE&SERVICE-STATE	142,629	108,582	20,000	20,000	
283.07	INSTITUTIONAL CARE&SERVICE-PRIVATE	113,069	142,609	135,000	135,000	
287.20	OTHER-MISCELLANEOUS	5,829	8,276	7,000	7,000	
<b>SUB TOTAL</b>		<b>\$ 12,238,766</b>	<b>\$ 6,886,390</b>	<b>\$ 7,030,000</b>	<b>\$ 6,010,000</b>	
OTHER REVENUE						
290.06	REV APPL TO PY - AID OTHER GOV AGEN STAT	\$	\$	\$	\$ 2,010,000	
290.08	REV APPL TO PY - CHGS FOR CURRENT SER		81,187CR			
293.05	OTHER - RECOVERED EXPENDITURES		6,996			
<b>SUB TOTAL</b>		<b>\$</b>	<b>\$ 74,191CR</b>	<b>\$</b>	<b>\$ 2,010,000</b>	
<b>TOTAL DEPARTMENT 2600</b>		<b>\$ 12,238,766</b>	<b>\$ 6,823,293</b>	<b>\$ 7,030,000</b>	<b>\$ 8,020,000</b>	
<b>2800 COUNTY CLERK</b>						
LICENSES AND PERMITS						
215.02	OTHER LICENSES & PERMITS - MARRIAGE	\$ 33,558	\$ 36,337	\$ 38,700	\$ 38,700	
<b>SUB TOTAL</b>		<b>\$ 33,558</b>	<b>\$ 36,337</b>	<b>\$ 38,700</b>	<b>\$ 38,700</b>	
FINES, FORFEITS AND PENALTIES						
217.03	OTHER COURT FINES - GENERAL	\$ 25,555	\$ 22,780	\$ 25,000	\$ 25,000	
218.01	FORF & PENALTIES - FINES & FORFEITURES	23,800	95,690	22,000	22,000	
<b>SUB TOTAL</b>		<b>\$ 49,355</b>	<b>\$ 118,470</b>	<b>\$ 47,000</b>	<b>\$ 47,000</b>	
REVENUE FROM USE OF MONEY AND PROPERTY						
219.01	INTEREST - DEPOSITS & INVESTMENTS	\$ 5,273	\$	\$	\$	
<b>SUB TOTAL</b>		<b>\$ 5,273</b>	<b>\$</b>	<b>\$</b>	<b>\$</b>	
CHARGES FOR CURRENT SERVICES						
272.01	COURT FEES&COSTS-FILING DOCUMENTS	\$ 626,370	\$ 653,293	\$ 700,000	\$ 685,000	
272.02	COURT FEES&COSTS-JURY FEES	93,581	91,946	90,000	90,000	
272.03	COURT FEES&COSTS-REPORTER&TRANSCRIPT FEE	377,431	436,845	400,000	380,000	
272.06	COURT FEES&COSTS-COURT APP ATT		19,901	35,000	35,000	
287.07	OTHER-FEES-SERV AS WITNESS OR JUROR	45	60			
<b>SUB TOTAL</b>		<b>\$ 1,097,427</b>	<b>\$ 1,202,045</b>	<b>\$ 1,225,000</b>	<b>\$ 1,190,000</b>	
OTHER REVENUE						
290.05	REV APPL TO PY-USE OF MONEY & PROPERTY	\$	\$	\$	\$	
290.06	REV APPL TO PY-FROM GOVT AGENCY-STATE	10,38				
290.08	REV APPL TO PY-CHGS FOR CURRENT SER	74,139CR	294,436			
291.02	SALE OF FIXED ASSETS-EQUIPMENT	25				
293.03	OTHER - NOTES REC. COLLECTIONS	4,953	22,796			
293.05	OTHER RECOVERED EXPENDITURES	8,494	8,955			
<b>SUB TOTAL</b>		<b>\$ 71,517CR</b>	<b>\$ 326,187</b>	<b>\$</b>	<b>\$</b>	
<b>TOTAL DEPARTMENT 2800</b>		<b>\$ 1,114,096</b>	<b>\$ 1,683,039</b>	<b>\$ 1,310,700</b>	<b>\$ 1,275,700</b>	

COUNTY OF SAN DIEGO FINAL BUDGET  
1972-1973

ANALYSIS OF REVENUES BY BUDGET UNIT  
SOURCE AND FUND  
SCHEDULE 4A

REVENUES OTHER THAN CURRENT PROPERTY TAXES

REVENUE ACCOUNT	BUDGET UNIT AND SOURCE	ACTUAL 1970-1971	ACTUAL 1971-1972	DEPARTMENTAL ESTIMATES 1972-1973	AUDITOR ESTIMATES 1972-1973	FUND- GENERAL, UNLESS OTHERWISE INDICATED
<b>2900 DISTRICT ATTORNEY</b>						
AID FROM OTHER GOVERNMENTAL AGENCIES						
246.17	STATE-OTHER-METROPOL ENFORCMT TEAM	\$	\$ 43,550	\$	\$	
246.18	STATE-OTHER-ORG CRIME PREV PROG		88,884			
SUB TOTAL		\$	\$ 132,434	\$	\$	
CHARGES FOR CURRENT SERVICES						
266.04	LEGAL SERV-SUPPORT COLLECTION COST	\$	\$ 26,071	\$	\$	
272.06	F. S. D. ATTORNEY FEES & COURT COSTS			70,000		70,000
272.08	F S D RECOVERY COSTS					360,000
272.09	CIVIL DAMAGES FROM FRAUD					25,000
275.01	LAW ENFORCEMENT SERV-TRANS OF PRISONERS	22,718	23,417			18,000
SUB TOTAL		\$ 22,718	\$ 49,488	\$ 70,000	\$ 473,000	
OTHER REVENUE						
293.05	OTHER-RECOVERED EXPENDITURES	\$	\$ 71	\$	\$	
SUB TOTAL		\$	\$ 71	\$	\$	
TOTAL DEPARTMENT 2900		\$ 22,718	\$ 181,993	\$ 70,000	\$ 473,000	
<b>3000 SHERIFF</b>						
LICENSES AND PERMITS						
211.10	BUS LIC - OTHER	\$ 3,250	\$ 4,777	\$ 3,140	\$ 3,140	
215.03	OTHER LICENSES & PERMITS - EXPLOSIVES	410	609	500	500	
215.10	OTHER LICENSES & PERMITS - MISCELLANEDUS	1,077	5,561	1,000	1,000	
SUB TOTAL		\$ 4,737	\$ 10,947	\$ 4,640	\$ 4,640	
AID FROM OTHER GOVERNMENTAL AGENCIES						
246.10	STATE - OTHER - OTHER STATE GRANTS	\$ 44,079	\$ 1,590	\$	\$	
246.16	STATE-OTHER-HELICOPTER PROGRAM		221,553	55,000		70,000
246.18	ORGANIZED CRIME PREVENTION PROGRAM			14,500		
246.21	STATE - OTHER - ALCOHOL ANALYSIS SYSTEM		10,038	31,700		23,400
254.03	FED AID DISASTER - FIRE DISASTER CD	16,603				
SUB TOTAL		\$ 60,682	\$ 233,181	\$ 101,200	\$ 93,400	
CHARGES FOR CURRENT SERVICES						
275.01	LAW ENFORCEMENT SERV-TRANS OF PRISONERS	\$ 9,882	\$ 9,968	\$ 10,000	\$ 10,000	
275.02	LAW ENFORCEMENT SERV-OTHER GOVMT AGENCY	554,498	621,000	621,000		637,000
275.03	LAW ENFORCE SERV-OFFICIAL DOC&FINGERPRNT	12,457	13,735	12,800		12,800
283.03	INST CARE&SERV-TRANS COURT WARD&VETERANS	475	1,700	750		750
283.04	INST CARE & SERV-FED & CTY PRISONRS					
284.02	EDUCATIONAL SERVICE-TRAIN PEACE OFFICERS	53,217	156,193	266,350		187,465
287.07	OTHER-FEES FOR SERVICE WITNESS OR JUROR	913	472	600		600
287.08	OTHER-EMPLOYEE MAINTENANCE	661	730	730		790
SUB TOTAL		\$ 632,113	\$ 803,798	\$ 912,230	\$ 849,405	
OTHER REVENUE						
290.01	REV. APPL TO P.Y. - OTHER REVENUE	\$ 4,169	\$ 527	\$	\$	
291.02	SALE OF FIXED ASSETS		20			
292.01	OTHER SALES-PERSONAL PROPERTY		4			
293.05	OTHER-RECOVERED EXPENDITURES		30,359	3,000		3,000

COUNTY OF SAN DIEGO FINAL BUDGET  
1972-1973  
ANALYSIS OF REVENUES BY BUDGET UNIT  
SOURCE AND FUND  
SCHEDULE 4A

REVENUES OTHER THAN CURRENT PROPERTY TAXES

REVENUE ACCOUNT	BUDGET UNIT AND SOURCE	ACTUAL 1970-1971	ACTUAL 1971-1972	DEPARTMENTAL ESTIMATES 1972-1973	AUDITOR ESTIMATES 1972-1973	FUND- GENERAL, UNLESS OTHERWISE INDICATED
<b>3000 SHERIFF - CONTINUED</b>						
OTHER REVENUE - CONTINUED						
293.06 OTHER-CONFISCATIONS		\$ 878	\$ 1,097	\$ 300	\$ 300	
293.20 OTHER-MISCELLANEOUS		198	752	600	600	
<b>SUB TOTAL</b>		<b>\$ 3,073CR</b>	<b>\$ 32,739</b>	<b>\$ 3,900</b>	<b>\$ 3,900</b>	
<b>TOTAL DEPARTMENT 3000</b>		<b>\$ 694,459</b>	<b>\$ 1,080,665</b>	<b>\$ 1,021,970</b>	<b>\$ 951,345</b>	
<b>3010 SHERIFF - CIVIL BAILIFF</b>						
CHARGES FOR CURRENT SERVICES						
271.01 CIVIL PROCESS SERVICE		\$ 137,586	\$ 130,546	\$ 128,100	\$ 128,100	
272.05 COURT FEES & COSTS - NOTARY PUBLIC FEES		454	474	400	400	
<b>SUB TOTAL</b>		<b>\$ 138,040</b>	<b>\$ 131,020</b>	<b>\$ 128,500</b>	<b>\$ 128,500</b>	
<b>TOTAL DEPARTMENT 3010</b>		<b>\$ 138,040</b>	<b>\$ 131,020</b>	<b>\$ 128,500</b>	<b>\$ 128,500</b>	
<b>3120 SAN DIEGO COUNTY MARSHAL</b>						
CHARGES FOR CURRENT SERVICES						
271.01 CIVIL PROCESS SERVICE		\$ 189,295	\$ 184,291	\$ 180,000	\$ 180,000	
275.01 LAW ENFORCEMENT SERV-TRANS OF PRISONERS		225	300	225	225	
<b>SUB TOTAL</b>		<b>\$ 189,520</b>	<b>\$ 184,591</b>	<b>\$ 180,225</b>	<b>\$ 180,225</b>	
OTHER REVENUE						
290.08 REV APPL TO PY-CHGS FOR CURRENT SER		\$	\$	\$	\$	
291.02 SALE OF FIXED ASSETS-EQUIPMENT			20			
293.05 OTHER-RECOVERED EXPENDITURES			190			
<b>SUB TOTAL</b>		<b>\$</b>	<b>\$ 210</b>	<b>\$</b>	<b>\$</b>	
<b>TOTAL DEPARTMENT 3120</b>		<b>\$ 189,520</b>	<b>\$ 184,801</b>	<b>\$ 180,225</b>	<b>\$ 180,225</b>	
<b>3200 SHERIFF - COUNTY JAIL</b>						
CHARGES FOR CURRENT SERVICES						
283.04 INST CARE & SERV - FEDERAL & CITY PRISON		\$ 801,567	\$ 795,143	\$ 345,825	\$ 555,780	
<b>SUB TOTAL</b>		<b>\$ 801,567</b>	<b>\$ 795,143</b>	<b>\$ 345,825</b>	<b>\$ 555,780</b>	
OTHER REVENUE						
292.01 OTHER SALES - PERSONAL PROPERTY		\$ 31	\$	\$ 60	\$ 60	
293.05 OTHER - RECOVERED EXPENDITURES		20,913		29,485	29,485	
<b>SUB TOTAL</b>		<b>\$ 20,944</b>	<b>\$</b>	<b>\$ 29,545</b>	<b>\$ 29,545</b>	
<b>TOTAL DEPARTMENT 3200</b>		<b>\$ 822,511</b>	<b>\$ 795,143</b>	<b>\$ 375,370</b>	<b>\$ 585,325</b>	
<b>3300 SAN DIEGO COUNTY HONOR CAMPS</b>						
AID FROM OTHER GOVERNMENTAL AGENCIES						
242.03 STATE AID FOR CORRECTIONS - FORESTRY SER		\$	\$ 12,027	\$ 31,500	\$ 31,500	
246.10 STATE - OTHER - OTHER STATE GRANTS		40,297	19,704	209,700	209,700	

COUNTY OF SAN DIEGO FINAL BUDGET  
1972-1973

ANALYSIS OF REVENUES BY BUDGET UNIT  
SOURCE AND FUND  
SCHEDULE 4A

REVENUES OTHER THAN CURRENT PROPERTY TAXES

REVENUE ACCOUNT	BUDGET UNIT AND SOURCE	ACTUAL 1970-1971	ACTUAL 1971-1972	DEPARTMENTAL ESTIMATES 1972-1973	AUDITOR ESTIMATES 1972-1973	FUND-GENERAL, UNLESS OTHERWISE INDICATED
<b>3300 SAN DIEGO COUNTY HONOR CAMPS - CONTINUED</b>						
AID FROM OTHER GOVERNMENTAL AGENCIES - CONTINUED						
254.03	FED AID DISASTER - FIRE DISASTER CO	\$ 719	\$	\$	\$	
<b>SUB TOTAL</b>		<b>\$ 41,016</b>	<b>\$ 31,731</b>	<b>\$ 241,200</b>	<b>\$ 241,200</b>	
CHARGES FOR CURRENT SERVICES						
275.02	LAW ENFORCEMENT SERV-OTHER GOVMT AGENCY	\$ 50,620	\$ 6,984	\$ 18,500	\$ 75,000	
283.05	INSTITUTIONAL CARE & SERVICE-COUNTY	45,187	55,408	75,000	64,000	
287.01	OTHER-SERVICE TO EMPLOYEES & OTHERS	5	368			
287.05	OTHER - SERV TO OTHER GOVT AGCY	25,473				
287.07	OTHER-FEES-SERV AS WITNESS OR JUROR		15			
287.11	OTHER-SERVICE FOR FIRE FIGHTERS	11,057	915	150	150	
<b>SUB TOTAL</b>		<b>\$ 132,342</b>	<b>\$ 63,690</b>	<b>\$ 93,650</b>	<b>\$ 139,150</b>	
OTHER REVENUE						
290.01	REV APPL TO PY-OTHER REVENUE	\$	\$ 4,500	\$	\$	
292.03	OTHER SALES-PERS PROPERTY-TAXABLE		10			
293.05	OTHER-RECOVERED EXPENDITURES	881	376			
293.07	OTHER-FORFEITED INMATES WAGES	5,307	3,500			
293.08	OTHER-COLLECTION OF INSURANCE CLAIMS	2,907				
<b>SUB TOTAL</b>		<b>\$ 9,095</b>	<b>\$ 8,386</b>	<b>\$</b>	<b>\$</b>	
<b>TOTAL DEPARTMENT 3300</b>		<b>\$ 182,453</b>	<b>\$ 103,807</b>	<b>\$ 334,850</b>	<b>\$ 380,350</b>	
<b>3400 PROBATION DEPARTMENT, RANCHO DEL CAMPO</b>						
AID FROM OTHER GOVERNMENTAL AGENCIES						
242.01	STATE AID CORRECTIONS-OPR JUV HALL & CAMPS	\$ 101,967	\$ 91,421	\$ 96,900	\$ 96,900	
246.06	STATE-OTHER - SCHOOL MILK PROGRAM	2,457	1,511	1,525	1,525	
<b>SUB TOTAL</b>		<b>\$ 104,424</b>	<b>\$ 92,932</b>	<b>\$ 98,425</b>	<b>\$ 98,425</b>	
CHARGES FOR CURRENT SERVICES						
287.01	OTHER-SERVICE TO EMPLOYEES & OTHERS	\$ 299	\$ 57	\$	\$	
287.07	OTHER - FEES - SERV AS WITNESS OR JUROR	95				
287.09	OTHER-EMPLOYEE MAINTENANCE	3,214	3,115	2,500	2,500	
287.20	OTHER - EMPLOYEE MAINTENANCE	6				
<b>SUB TOTAL</b>		<b>\$ 3,614</b>	<b>\$ 3,172</b>	<b>\$ 2,500</b>	<b>\$ 2,500</b>	
OTHER REVENUE						
290.01	REVENUE APPLICABLE TO PRIOR YEARS-OTHER	\$ 69	\$	\$	\$	
290.06	REV APPL TO PY-FROM GOVT AGCY-STATE	36CR	10CR			
291.02	SALE OF FIXED ASSETS-EQUIPMENT		75			
292.01	OTHER SALES-PERSONAL PROPERTY	4				
293.05	OTHER-RECOVERED EXPENDITURES	420	420	420	420	
<b>SUB TOTAL</b>		<b>\$ 457</b>	<b>\$ 485</b>	<b>\$ 420</b>	<b>\$ 420</b>	
<b>TOTAL DEPARTMENT 3400</b>		<b>\$ 108,495</b>	<b>\$ 96,589</b>	<b>\$ 101,345</b>	<b>\$ 101,345</b>	
<b>3410 PROBATION DEPARTMENT, JUVENILE HALL</b>						
AID FROM OTHER GOVERNMENTAL AGENCIES						
246.06	STATE-OTHER - SCHOOL MILK PROGRAM	\$ 5,191	\$ 4,482	\$ 3,800	\$ 3,800	

COUNTY OF SAN DIEGO FINAL BUDGET  
1972-1973  
ANALYSIS OF REVENUES BY BUDGET UNIT  
SOURCE AND FUND  
SCHEDULE 4A

REVENUE ACCOUNT	BUDGET UNIT AND SOURCE	REVENUES OTHER THAN CURRENT PROPERTY TAXES				FUND-GENERAL, UNLESS OTHERWISE INDICATED
		ACTUAL 1970-1971	ACTUAL 1971-1972	DEPARTMENTAL ESTIMATES 1972-1973	AUDITOR ESTIMATES 1972-1973	
<b>3410 PROBATION DEPARTMENT, JUVENILE HALL - CONTINUED</b>						
AID FROM OTHER GOVERNMENTAL AGENCIES - CONTINUED						
SUB TOTAL		\$ 5,191	\$ 4,482	\$ 3,800	\$ 3,800	
CHARGES FOR CURRENT SERVICES						
283.08 INSTITUTIONAL CARE&SERVICE-FEDERAL WARDS		\$ 19,740	\$ 59,167	\$ 30,000	\$ 30,000	
287.01 OTHER-SERVICE TO EMPLOYEES&OTHERS		221	70			
SUB TOTAL		\$ 19,961	\$ 59,237	\$ 30,000	\$ 30,000	
OTHER REVENUE						
290.01 REVENUE APPLICABLE TO PRIOR YEARS-OTHER		\$ 205	\$	\$	\$	
290.06 REV APPL TO PY-FROM GOVT AGCY-STATE		47CR	49			
SUB TOTAL		\$ 158	\$ 49	\$	\$	
TOTAL DEPARTMENT 3410		\$ 25,310	\$ 63,768	\$ 33,800	\$ 33,800	
<b>3420 PROBATION OFFICER, LAS COLINAS</b>						
AID FROM OTHER GOVERNMENTAL AGENCIES						
242.01 STATE AID CORRECTIONS-OPR JUV HALL&CAMPS		\$ 56,091	\$ 53,094	\$ 66,120	\$ 66,120	
SUB TOTAL		\$ 56,091	\$ 53,094	\$ 66,120	\$ 66,120	
CHARGES FOR CURRENT SERVICES						
287.01 OTHER-SERVICES TO EMPLOYEES AND OTHERS		\$ 1,202	\$ 1,179	\$ 1,000	\$ 1,000	
SUB TOTAL		\$ 1,202	\$ 1,179	\$ 1,000	\$ 1,000	
OTHER REVENUE						
290.01 REV APPL TO PY-OTHER REVENUE		\$ 41	\$	\$	\$	
SUB TOTAL		\$ 41	\$	\$	\$	
TOTAL DEPARTMENT 3420		\$ 57,334	\$ 54,273	\$ 67,120	\$ 67,120	
<b>3430 PROBATION OFFICER</b>						
FINES, FORFEITS AND PENALTIES						
216.02 VEHICLE CODE FINES - PENALTY ASSESSMENTS		\$ 2,506	\$ 2,695	\$ 2,500	\$ 2,500	
217.03 OTHER COURT FINES - GENERAL		366,037	330,790	365,000	365,000	
218.03 FORF & PENALTIES - JUVENILE TRAFFIC		80,113	82,436	82,000	82,000	
218.10 FORF & PENALTIES - OTHER		39,646	25,344	29,000	29,000	
SUB TOTAL		\$ 488,302	\$ 441,265	\$ 478,500	\$ 478,500	
AID FROM OTHER GOVERNMENTAL AGENCIES						
242.01 OPER JUV HALLS & CAMPS		\$ 19	\$ 14,938	\$	\$	
242.02 YOUTH SERVICES BUREAU		37,672	99,062	145,368	96,912	
246.11 PROBATION SERVICES		955,351				
246.12 STATE - OTHER - DRUG EDUCATION		73,814	83,163	104,066		
246.13 STATE OTHER-NAVY SELF HELP						
246.14 STATE - OTHER - DELINQUENCY SEMINAR		53,747	73,007	86,819	13,500	
246.15 STATE - OTHER - MODEL PROBATION LAB.				24,426	24,426	
246.19 STATE - OTHER - TRAFFIC SAFETY PROJECT			36,369	112,052	112,052	
246.20 601 W & I GIRLS DIVERSION PROGRAM				73,000		

COUNTY OF SAN DIEGO FINAL BUDGET  
1972-1973

ANALYSIS OF REVENUES BY BUDGET UNIT  
SOURCE AND FUND  
SCHEDULE 4A

REVENUES OTHER THAN CURRENT PROPERTY TAXES

REVENUE ACCDUNT	BUDGET UNIT AND SOURCE	ACTUAL 1970-1971	ACTUAL 1971-1972	DEPARTMENTAL ESTIMATES 1972-1973	AUDITOR ESTIMATES 1972-1973	FUND- GENERAL, UNLESS OTHERWISE INDICATED
<b>3430 PROBATION OFFICER - CONTINUED</b>						
AID FROM OTHER GOVERNMENTAL AGENCIES - CONTINUED						
SUB TOTAL		\$ 1,120,603	\$ 306,539	\$ 545,731	\$ 246,890	
CHARGES FOR CURRENT SERVICES						
272.10	COURT FEES & COSTS-OTHER	\$ 13,650	\$ 16,712	\$ 14,000	\$ 14,000	
283.03	INST CARE&SERV-TRANS COURT WARD&VETERANS	2,723	2,873	2,900	2,900	
283.05	INSTITUTIONAL CARE&SERVICE-COUNTY	13,041	8,755	9,500	9,500	
283.06	INSTITUTIONAL CARE&SERVICE-STATE	3,715	2,169	2,600	2,600	
283.07	INSTITUTIONAL CARE&SERVICE-PRIVATE	70,271	77,459	72,500	72,500	
287.01	OTHER-SERV TO EMPL AND OTHERS	142	658			
287.07	OTHER-FEES FOR SERVICE WITNESS OR JUROR	554	906			
287.20	OTHER-MISCELLANEOUS					
SUB TOTAL		\$ 104,096	\$ 109,532	\$ 101,500	\$ 101,500	
OTHER REVENUE						
290.04	REV APPL TO PY-FINES, FORF & PNLTES	\$ 252	\$ 393	\$	\$	
290.06	REV APPL TO PY-FROM GOVT AGCY-STATE		10,792			
290.08	REV APPL TO PY-CHGS FOR CURRENT SER	14,532	6,809			
291.02	SALE OF FIXED ASSETS-EQUIPMENT	893	838	300	300	
SUB TOTAL		\$ 15,677	\$ 18,832	\$ 300	\$ 300	
TOTAL DEPARTMENT 3430		\$ 1,728,678	\$ 876,168	\$ 1,126,031	\$ 827,190	
<b>3440 PROBATION SPECIAL SUPERVISION</b>						
AID FROM OTHER GOVERNMENTAL AGENCIES						
246.11	PROBATION SERVICES	\$	\$ 1,305,194	\$ 1,500,000	\$ 1,500,000	
SUB TOTAL		\$	\$ 1,305,194	\$ 1,500,000	\$ 1,500,000	
TOTAL DEPARTMENT 3440		\$	\$ 1,305,194	\$ 1,500,000	\$ 1,500,000	
<b>3480 PROBATION DEPARTMENT, HILLCREST</b>						
AID FROM OTHER GOVERNMENTAL AGENCIES						
246.06	STATE-OTHER - SCHOOL MILK PROGRAM	\$ 1,459	\$ 1,610	\$ 1,600	\$ 1,600	
SUB TOTAL		\$ 1,459	\$ 1,610	\$ 1,600	\$ 1,600	
CHARGES FOR CURRENT SERVICES						
287.01	OTHER-SERVICE TO EMPLOYEES&OTHERS	\$ 198	\$ 132	\$ 152	\$ 152	
SUB TOTAL		\$ 198	\$ 132	\$ 152	\$ 152	
OTHER REVENUE						
290.06	REV APPL TO PY-FROM GOVT AGCY-STATE	\$	\$ 5	\$	\$	
SUB TOTAL		\$	\$ 5	\$	\$	
TOTAL DEPARTMENT 3480		\$ 1,657	\$ 1,747	\$ 1,752	\$ 1,752	
<b>3800 SENIOR CITIZENS AFFAIRS</b>						
AID FROM OTHER GOVERNMENTAL AGENCIES						
246.10	STATE- OTHER - OTHER STATE GRANTS	\$	\$ 14,375	\$ 11,500	\$ 11,500	

COUNTY OF SAN DIEGO FINAL BUDGET  
1972-1973  
ANALYSIS OF REVENUES BY BUDGET UNIT  
SOURCE AND FUND  
SCHEDULE 4A

REVENUES OTHER THAN CURRENT PROPERTY TAXES

REVENUE ACCOUNT	BUDGET UNIT AND SOURCE	ACTUAL 1970-1971	ACTUAL 1971-1972	DEPARTMENTAL ESTIMATES 1972-1973	AUDITOR ESTIMATES 1972-1973	FUND-GENERAL, UNLESS OTHERWISE INDICATED
<b>3800 SENIOR CITIZENS AFFAIRS - CONTINUED</b>						
SUB TOTAL		\$	\$ 14,375	\$ 11,500	\$ 11,500	
AID FROM OTHER GOVERNMENTAL AGENCIES						
SUB TOTAL		\$	\$	\$	\$	
TOTAL DEPARTMENT 3800		\$	\$ 14,375	\$ 11,500	\$ 11,500	
<b>3910 FIRE PROTECTION, WATERSHED RESOURCES ADVISORY COMMISSION</b>						
CHARGES FOR CURRENT SERVICES						
287.05 OTHER		\$	\$	\$	\$ 25,000	
SUB TOTAL		\$	\$	\$	\$ 25,000	
OTHER REVENUE						
293.20 OTHER-MISCELLANEOUS		\$	\$ 175	\$	\$	
SUB TOTAL		\$	\$ 175	\$	\$	
TOTAL DEPARTMENT 3910		\$	\$ 175	\$	\$ 25,000	
<b>4100 SAN DIEGO COUNTY DEPARTMENT OF AGRICULTURE</b>						
LICENSES AND PERMITS						
211.10 BUSINESS LICENSES - OTHER		\$ 1,520	\$ 1,320	\$ 2,000	\$ 2,000	
215.01 OTHER LICENSES & PERMITS - SHIPPING		2,780	3,569	1,800	1,800	
SUB TOTAL		\$ 4,300	\$ 4,889	\$ 3,800	\$ 3,800	
AID FROM OTHER GOVERNMENTAL AGENCIES						
239.02 STATE AID FOR AGRICULTURE-REIMBMT SALARY		\$ 3,300	\$ 3,300	\$ 3,300	\$ 3,300	
239.05 STATE AID -- AGRICULTURE - GAS TAX		71,204	78,202	55,000	55,000	
239.06 STATE AID -- PESTICIDE ENFORCEMENT				20,000	20,000	
239.07 STATE AID -- EGG QUALITY ENFORCEMENT				10,000	10,000	
254.03 FED AID DISASTER - FIRE DISASTER CD		599				
256.01 FEDERAL GRAZING FEES		3,351	2,837	3,500	3,351	GRAZING LANDS
SUB TOTAL		\$ 78,454	\$ 84,339	\$ 91,800	\$ 91,651	
CHARGES FOR CURRENT SERVICES						
270.01 AGRICULTURE SERVICES-AGRI COMMISSIONER		\$ 798	\$ 85	\$	\$ 5	
287.02 OTHER-COPYING-DUPLICATING-FILE DOCUMENTS		8		5	5	
287.07 OTHER - FEES - SERV AS WITNESS OR JUROR		185	420	500	500	
SUB TOTAL		\$ 991	\$ 505	\$ 505	\$ 505	
OTHER REVENUE						
292.03 OTHER SALES-PERSONAL PROPERTY-TAXABLE		\$ 17,520	\$ 27,183	\$ 24,000	\$ 24,000	
293.05 OTHER-RECOVERED EXPENDITURES						
SUB TOTAL		\$ 17,520	\$ 27,183	\$ 24,000	\$ 24,000	
TOTAL DEPARTMENT 4100		\$ 101,265	\$ 116,916	\$ 120,105	\$ 119,956	



COUNTY OF SAN DIEGO FINAL BUDGET  
1972-1973

ANALYSIS OF REVENUES BY BUDGET UNIT  
SOURCE AND FUND  
SCHEDULE 4A

REVENUES OTHER THAN CURRENT PROPERTY TAXES

REVENUE ACCOUNT	BUDGET UNIT AND SOURCE	ACTUAL 1970-1971	ACTUAL 1971-1972	DEPARTMENTAL ESTIMATES 1972-1973	AUDITOR ESTIMATES 1972-1973	FUND-GENERAL, UNLESS OTHERWISE INDICATED
<b>4250 DEPARTMENT OF BUILDING INSPECTION</b>						
<b>LICENSES AND PERMITS</b>						
211.05	BUSINESS LICENSES - JUNK YARD	\$ 3,300	\$ 3,000	\$ 3,000	\$ 2,800	
211.10	BUSINESS LICENSES - OTHER	437				
212.01	CONSTRUCTION PERMITS - TEMP OCCUPANCY	130				
212.02	CONSTRUCTION PERMITS - BUILDING	588,494	734,807	576,600	701,900	
212.03	CONSTRUCTION PERMITS - ELECTRICAL	154,009	196,471	164,000	234,500	
212.04	CONSTRUCTION PERMITS - PLUMBING	194,433	214,735	202,000	219,800	
212.06	CONSTRUCTION PERMITS - DRIVEWAY	7,043	8,995	6,500	9,500	
212.07	CONSTRUCTION PERMITS - GRADING	16,517	31,618	24,800	22,900	
212.08	CONSTRUCTION PERMITS - MOBILE HOME PARKS	108,609	114,920	139,000	113,500	
212.09	CONSTR PERMITS-MECHANICAL					
215.10	OTHER LICENSES & PERMITS - MISCELLANEOUS	90				
<b>SUB TOTAL</b>		<b>\$ 1,073,062</b>	<b>\$ 1,304,546</b>	<b>\$ 1,115,900</b>	<b>\$ 1,304,900</b>	
<b>CHARGES FOR CURRENT SERVICES</b>						
268.01	PLAN&ENG SERVICE-PROP OWNERS-PLAN CHECK	\$ 293,290	\$ 406,088	\$ 325,700	\$ 362,300	
287.07	OTHER-FEES - SERV AS WITNESS OR JUROR	316	265			
287.10	OTHER-PLUMBERS&ELECTRICIANS EXAMS	889				
<b>SUB TOTAL</b>		<b>\$ 294,495</b>	<b>\$ 406,353</b>	<b>\$ 325,700</b>	<b>\$ 362,300</b>	
<b>OTHER REVENUE</b>						
291.02	SALE OF FIXED ASSETS-EQUIPMENT	\$	\$ 50	\$	\$	
292.03	OTHER SALES - PERSONAL PROP. - TAXABLE	3,535	5,061	4,300	4,000	
292.10	OTHER SALES-MISCELLANEOUS	1,205				
293.05	OTHER - RECOVERED EXPENDITURES	63CR				
<b>SUB TOTAL</b>		<b>\$ 4,677</b>	<b>\$ 5,111</b>	<b>\$ 4,300</b>	<b>\$ 4,000</b>	
<b>TOTAL DEPARTMENT 4250</b>		<b>\$ 1,372,234</b>	<b>\$ 1,716,010</b>	<b>\$ 1,445,900</b>	<b>\$ 1,671,200</b>	
<b>4300 COUNTY VETERINARIAN</b>						
<b>LICENSES AND PERMITS</b>						
211.10	BUSINESS LICENSES - OTHER	\$ 160	\$ 160	\$ 140	\$ 140	
<b>SUB TOTAL</b>		<b>\$ 160</b>	<b>\$ 160</b>	<b>\$ 140</b>	<b>\$ 140</b>	
<b>AID FROM OTHER GOVERNMENTAL AGENCIES</b>						
254.03	FED AID DISASTER - FIRE DISASTER CD	\$ 757	\$	\$	\$	
<b>SUB TOTAL</b>		<b>\$ 757</b>	<b>\$</b>	<b>\$</b>	<b>\$</b>	
<b>CHARGES FOR CURRENT SERVICES</b>						
270.02	AGRICULTURE SERVICES-LIVESTOCK	\$ 5,185	\$ 5,328	\$ 7,000	\$ 7,000	
274.01	HUMANE SERVICES-ANIMAL SHELTER	17,135	82,194	66,000	76,000	
274.02	HUMANE SERVICES-RABIES VACCINATION	16,665	33,605	37,000	67,000	
287.07	OTHER-FEES-SERV AS WITNESS OR JUROR		56			
287.08	OTHER-EMPLOYEE MAINTENANCE		81			
<b>SUB TOTAL</b>		<b>\$ 38,985</b>	<b>\$ 121,264</b>	<b>\$ 110,000</b>	<b>\$ 150,000</b>	
<b>OTHER REVENUE</b>						
292.03	PERSONAL PROPERTY - TAXABLE	\$ 9,442	\$ 27,773	\$ 24,000	\$ 24,000	
293.05	OTHER-RECOVERED EXPENDITURES	897	23,223			
<b>SUB TOTAL</b>		<b>\$ 10,339</b>	<b>\$ 50,996</b>	<b>\$ 24,000</b>	<b>\$ 24,000</b>	
<b>TOTAL DEPARTMENT 4300</b>		<b>\$ 50,241</b>	<b>\$ 172,420</b>	<b>\$ 134,140</b>	<b>\$ 174,140</b>	

COUNTY OF SAN DIEGO FINAL BUDGET  
1972-1973  
ANALYSIS OF REVENUES BY BUDGET UNIT  
SOURCE AND FUND  
SCHEDULE 4A

REVENUES OTHER THAN CURRENT PROPERTY TAXES

REVENUE ACCOUNT	BUDGET UNIT AND SOURCE	ACTUAL 1970-1971	ACTUAL 1971-1972	DEPARTMENTAL ESTIMATES 1972-1973	AUDITOR ESTIMATES 1972-1973	FUND- GENERAL, UNLESS OTHERWISE INDICATED
<b>4400 SEALER OF WEIGHTS AND MEASURES</b>						
CHARGES FOR CURRENT SERVICES						
287.20	OTHER-MISCELLANEOUS	\$ 1,910	\$ 1,901	\$ 1,500	\$ 1,500	
SUB TOTAL		\$ 1,910	\$ 1,901	\$ 1,500	\$ 1,500	
TOTAL DEPARTMENT 4400		\$ 1,910	\$ 1,901	\$ 1,500	\$ 1,500	
<b>4500 RECORDER</b>						
TAXES						
209.05	REAL PROPERTY TRANSFER TAX	\$ 898,125	\$ 1,298,178	\$ 1,000,000	\$ 1,000,000	
SUB TOTAL		\$ 898,125	\$ 1,298,178	\$ 1,000,000	\$ 1,000,000	
CHARGES FOR CURRENT SERVICES						
276.01	RECORDING FEES-RECORDING DOCUMENTS	\$ 676,866	\$ 984,560	\$ 1,138,000	\$ 1,138,000	
SUB TOTAL		\$ 676,866	\$ 984,560	\$ 1,138,000	\$ 1,138,000	
OTHER REVENUE						
293.20	OTHER-MISCELLANEOUS	\$	\$ 2	\$	\$	
SUB TOTAL		\$	\$ 2	\$	\$	
TOTAL DEPARTMENT 4500		\$ 1,574,991	\$ 2,282,740	\$ 2,138,000	\$ 2,138,000	
<b>4610 CORONER</b>						
CHARGES FOR CURRENT SERVICES						
273.01	ESTATE FEES	\$ 4,886	\$ 3,785	\$ 5,500	\$ 5,500	
287.06	OTHER-CORONER SERVICES	112,488	112,433	114,000	114,000	
287.07	OTHER-FEES FOR SERVICE WITNESS OR JUROR	177	68	200	200	
SUB TOTAL		\$ 117,551	\$ 116,286	\$ 119,700	\$ 119,700	
OTHER REVENUE						
291.02	SALE OF FIXED ASSETS-EQUIPMENT	\$	\$ 1,850	\$	\$	
293.01	OTHER-DECEDENTS PROPERTY FOUND ON BODY	14		25	25	
293.20	OTHER-MISCELLANEOUS	596	683	700	700	
SUB TOTAL		\$ 610	\$ 2,533	\$ 725	\$ 725	
TOTAL DEPARTMENT 4610		\$ 118,161	\$ 118,819	\$ 120,425	\$ 120,425	
<b>4620 PUBLIC ADMINISTRATOR</b>						
CHARGES FOR CURRENT SERVICES						
273.01	ESTATE FEES	\$ 148,683	\$ 201,126	\$ 165,000	\$ 165,000	
287.07	OTHER-FEES-SERV AS WITNESS OR JUROR		43			
SUB TOTAL		\$ 148,683	\$ 201,169	\$ 165,000	\$ 165,000	
OTHER REVENUE						
293.03	OTHER-NOTES RECEIVABLE COLLECTIONS	\$ 9,395	\$	\$	\$	

ANALYSIS OF REVENUES BY BUDGET UNIT  
SOURCE AND FUND  
SCHEDULE 4A

REVENUES OTHER THAN CURRENT PROPERTY TAXES

REVENUE ACCOUNT	BUDGET UNIT AND SOURCE	ACTUAL 1970-1971	ACTUAL 1971-1972	DEPARTMENTAL ESTIMATES 1972-1973	AUDITOR ESTIMATES 1972-1973	FUND-GENERAL, UNLESS OTHERWISE INDICATED
<b>4620 PUBLIC ADMINISTRATOR - CONTINUED</b>						
OTHER REVENUE - CONTINUED						
293.20	OTHER-MISCELLANEOUS	\$ 919	\$ 9,674	\$ 100	\$ 100	
SUB TOTAL		\$ 10,314	\$ 9,674	\$ 100	\$ 100	
TOTAL DEPARTMENT 4620		\$ 158,997	\$ 210,843	\$ 165,100	\$ 165,100	
<b>4700 OFFICE OF EMERGENCY SERVICES</b>						
AID FROM OTHER GOVERNMENTAL AGENCIES						
240.01	STATE AID CIVIL DEFENSE-COMM EQUIPMENT	\$ 540	\$	\$	\$	
240.02	STATE AID-CIVIL DEF TRAINING	391	1,650CR			
240.04	STATE AID CIVIL DEFENSE-ADMIN COST	111,912	107,580	123,400	123,400	
240.10	STATE AID CIVIL DEFENSE-OTHER	1,625	1,576	4,000	4,000	
SUB TOTAL		\$ 114,468	\$ 107,506	\$ 127,400	\$ 127,400	
CHARGES FOR CURRENT SERVICES						
287.09	OTHER-CIVIL DEFENSE-CITIES	\$ 54,141	\$ 48,001	\$ 55,000	\$ 55,000	
SUB TOTAL		\$ 54,141	\$ 48,001	\$ 55,000	\$ 55,000	
OTHER REVENUE						
293.05	OTHER-RECOVERED EXPENDITURES	\$	\$ 52	\$	\$	
SUB TOTAL		\$	\$ 52	\$	\$	
TOTAL DEPARTMENT 4700		\$ 168,609	\$ 155,559	\$ 182,400	\$ 182,400	
<b>4800 FISH AND GAME COMMISSION</b>						
REVENUE FROM USE OF MONEY AND PROPERTY						
219.01	INTEREST-DEPOSITS AND INVESTMENTS	\$ 139	\$	\$	\$	FISH AND GAME
SUB TOTAL		\$ 139	\$	\$	\$	
TOTAL DEPARTMENT 4800		\$ 139	\$	\$	\$	
<b>4900 PLANNING DEPARTMENT</b>						
LICENSES AND PERMITS						
214.01	ZONING PERMITS - VARIANCES & REZONES	\$ 123,000	\$ 142,410	\$ 189,500	\$ 189,500	
215.10	OTHER LIC & PERMITS-MISC	132	220	250	250	
SUB TOTAL		\$ 123,132	\$ 142,630	\$ 189,750	\$ 189,750	
AID FROM OTHER GOVERNMENTAL AGENCIES						
246.10	STATE-OTHER-OTHER STATE GRANTS	\$	\$ 7,904	\$	\$	
258.10	FEDERAL-OTHER-OTHER FEDERAL GRANTS	177,576	587,313	825,910		
SUB TOTAL		\$ 177,576	\$ 595,217	\$ 825,910	\$	
CHARGES FOR CURRENT SERVICES						
268.01	PLAN&ENG SERVICE-PROP OWNERS-PLAN CHECK	\$ 25,595	\$ 36,655	\$ 36,000	\$ 36,000	
268.05	PLAN&ENG SERVICE-OTHER GOVMT AGENCIES	22,092	16,679	10,000	10,000	

COUNTY OF SAN DIEGO FINAL BUDGET  
1972-1973  
ANALYSIS OF REVENUES BY BUDGET UNIT  
SOURCE AND FUND  
SCHEDULE 4A

REVENUES OTHER THAN CURRENT PROPERTY TAXES

REVENUE ACCOUNT	BUDGET UNIT AND SOURCE	ACTUAL 1970-1971	ACTUAL 1971-1972	DEPARTMENTAL ESTIMATES 1972-1973	AUDITOR ESTIMATES 1972-1973	FUND-GENERAL, UNLESS OTHERWISE INDICATED
<b>4900 PLANNING DEPARTMENT - CONTINUED</b>						
CHARGES FOR CURRENT SERVICES - CONTINUED						
287.02 OTHER-COPYING-DUPLICATING-FILE DOCUMENTS		\$ 70,305	\$ 48,709	\$ 56,750	\$ 56,750	
287.07 OTHER-FEES-SERV AS WITNESS OR JUROR		250	298			
<b>SUB TOTAL</b>		<b>\$ 118,242</b>	<b>\$ 102,341</b>	<b>\$ 102,750</b>	<b>\$ 102,750</b>	
OTHER REVENUE						
290.01 REV APPL TO PY-OTHER REVENUE		\$	\$ 38,800CR	\$	\$	
291.02 SALE OF FIXED ASSETS-EQUIPMENT			146			
292.03 OTHER SALES - PERS PROPERTY TAXABLE		1,482	4,412	3,500	3,500	
292.10 OTHER SALES-MISCELLANEOUS		167				
293.22 OTHER - CONTRIB FOR FORD FOUNDATION		77,601				
<b>SUB TOTAL</b>		<b>\$ 79,250</b>	<b>\$ 34,242CR</b>	<b>\$ 3,500</b>	<b>\$ 3,500</b>	
<b>TOTAL DEPARTMENT 4900</b>		<b>\$ 498,200</b>	<b>\$ 805,946</b>	<b>\$ 1,121,910</b>	<b>\$ 296,000</b>	
<b>5050 DEPARTMENT OF THE COUNTY ENGINEER</b>						
LICENSES AND PERMITS						
213.01 ROAD PRIVILEGES & PERMITS		\$ 40,769	\$ 44,993	\$ 40,500	\$ 40,500	ROAD
<b>SUB TOTAL</b>		<b>\$ 40,769</b>	<b>\$ 44,993</b>	<b>\$ 40,500</b>	<b>\$ 40,500</b>	
REVENUE FROM USE OF MONEY AND PROPERTY						
219.01 INTEREST - DEPOSITS & INVESTMENTS		\$ 419,083	\$ 261,829	\$ 220,000	\$ 220,000	ROAD
220.19 RENTS & CONCESSIONS - MISCL LAND & BLDGS		4,604	16,161			ROAD
220.20 RENTS & CONCESSIONS - MISCL OTHER RENTAL				3,000	3,000	ROAD
<b>SUB TOTAL</b>		<b>\$ 423,687</b>	<b>\$ 277,990</b>	<b>\$ 223,000</b>	<b>\$ 223,000</b>	
AID FROM OTHER GOVERNMENTAL AGENCIES						
224.01 STATE - HWY USERS TAX OTHER THAN 186.1		\$ 8,606,632	\$ 9,913,593	\$ 9,500,000	\$ 10,476,000	ROAD
224.02 STATE - HWY USERS TAX -V.C. SEC 186.1		1,399,635	1,622,504	1,650,000	1,650,000	ROAD
224.03 ST HWY USERS TAX-REP STORM FLOOD						ROAD
240.01 STATE AID-CIVIL DEF-CUMMUN EQUIP						ROAD
240.10 STATE AID-CIVIL DEF - OTHER				200	200	ROAD
241.01 STATE AID FOR CONST - R R CROSSINGS				10,000	10,000	ROAD
241.10 STATE AID-CONSTR-OTHER			15,533			ROAD
246.10 STATE - OTHER - OTHER STATE GRANTS		83,208	12,900			ROAD
253.06 FED-AID-CONSTR-TOPICS			52,327			ROAD
254.03 FEDERAL AID DISASTER, FIRE DISASTER CD		76,714				ROAD
255.01 FEDERAL FOREST RESERVE REVENUE		7,765	10,989	5,000	5,000	ROAD
258.10 FEDERAL - OTHER - HIGHWAY SAFETY		18,375	2,303	180,600	180,600	ROAD
<b>SUB TOTAL</b>		<b>\$ 10,192,329</b>	<b>\$ 11,630,149</b>	<b>\$ 11,345,800</b>	<b>\$ 12,321,800</b>	
CHARGES FOR CURRENT SERVICES						
268.03 PL & ENGR SERV-IMP PLN CHK-FLD INSP		\$	\$	\$	\$	ROAD
277.01 ROAD AND STREET SERVICES		60,631	35,947	20,000	20,000	ROAD
287.05 OTHER-SERVICE OTHER GOVMT AGENCIES		806	2,055			ROAD
287.07 OTHER-FEES FOR SERVICE WITNESS OR JUROR		1,128	1,407			ROAD
287.08 OTHER-EMPLOYEE MAINTENANCE		15,273	16,379	15,000	15,000	ROAD
<b>SUB TOTAL</b>		<b>\$ 77,838</b>	<b>\$ 55,788</b>	<b>\$ 35,000</b>	<b>\$ 35,000</b>	
OTHER REVENUE						
290.01 REVENUE APPLICABLE TO PRIOR YEARS-OTHER		\$ 2,849	\$ 2,958	\$	\$	ROAD

COUNTY OF SAN DIEGO FINAL BUDGET  
1972-1973

ANALYSIS OF REVENUES BY BUDGET UNIT  
SOURCE AND FUND  
SCHEDULE 4A

REVENUES OTHER THAN CURRENT PROPERTY TAXES

REVENUE ACCOUNT	BUDGET UNIT AND SOURCE	ACTUAL 1970-1971	ACTUAL 1971-1972	DEPARTMENTAL ESTIMATES 1972-1973	AUDITOR ESTIMATES 1972-1973	FUND-GENERAL, UNLESS OTHERWISE INDICATED
<b>5050 DEPARTMENT OF THE COUNTY ENGINEER - CONTINUED</b>						
OTHER REVENUE - CONTINUED						
290.05	REV APPL TO PY-USE OF MONEY & PROP	\$	\$ 5,697CR	\$	\$	ROAD
290.06	REV APPL TO PY-FROM GOVT AGCY-STATE	664	1,465CR			ROAD
290.07	REV APPL TO PY-FROM GOVT AGCY-FED	3,399				ROAD
290.08	REV APPL TO PY-CHGS FOR CURRENT SER	1,798				ROAD
291.01	SALE FIXED ASSETS-LAND&STRUCT.&IMPROVEMTS	3,200	111,389	200,000	200,000	ROAD
291.02	SALE OF FIXED ASSETS-EQUIPMENT	38	35			ROAD
292.01	OTHER SALES-PERSONAL PROPERTY	6				ROAD
292.03	OTHER SALES-PERSONAL PROP - TAXABLE	2,731	8,635			ROAD
292.10	OTHER SALES-MISCELLANEOUS	1,538			46,600	ROAD
293.05	OTHER-RECOVERED EXPENDITURES	2,988	12,955	120,000	120,000	ROAD
293.08	OTHER-COLL OF INSURANCE CLAIMS	125,081				ROAD
293.10	OTHER-VOID & CANCELLED WARRANTS	251	81			ROAD
293.12	OTHER-COMP INSURANCE REFUND OF PREMIUM	1,659				ROAD
293.13	OTHER - INTEREST ON NOTES RECEIVABLE	6,915	6,094			ROAD
293.20	OTHER-MISCELLANEOUS		3,715			ROAD
<b>SUB TOTAL</b>		<b>\$ 153,157</b>	<b>\$ 138,700</b>	<b>\$ 320,000</b>	<b>\$ 366,600</b>	
<b>TOTAL DEPARTMENT 5050</b>		<b>\$ 10,887,780</b>	<b>\$ 12,147,620</b>	<b>\$ 11,964,300</b>	<b>\$ 12,986,900</b>	
<b>5100 DEPARTMENT OF PUBLIC HEALTH, ADMINISTRATION</b>						
LICENSES AND PERMITS						
211.10	BUSINESS LICENSES - OTHER	\$ 185,929	\$ 199,958	\$ 200,000	\$ 200,000	
212.01	CONSTRUCTION PERMITS - TEMP OCCUPANCY	3,795	4,079	4,000	4,000	
212.05	CONSTRUCTION PERMITS - SEPTIC TANK	35,675	44,594	60,000	60,000	
<b>SUB TOTAL</b>		<b>\$ 225,399</b>	<b>\$ 248,631</b>	<b>\$ 264,000</b>	<b>\$ 264,000</b>	
AID FROM OTHER GOVERNMENTAL AGENCIES						
232.01	STATE AID FOR CRIPPLED CHILDREN SERVICES	\$ 840CR	\$	\$	\$	
234.02	STATE-HEALTH-ADM-SPEC PUB HEALTH	307,596	307,596	307,596	289,697	
238.02	OTHER STATE AID FOR HEALTH - TRAIN MICRO	3,625				
252.01	FEDERAL - HEALTH - ADM - LOCAL COMP HEAL	106,050	164,110	187,873	187,873	
254.03	FEDERAL AID DISASTER - FIRE DISASTER CD	154				
258.03	FEDERAL-OTHER-MATERNAL&CHILD HEALTH	43,949	35,865	35,865	35,865	
258.05	FEDERAL - OTHER - TUBERCULOSIS CONTROL	3,352				
258.10	FED-OTHER-OTHER FEDERAL GRANTS					
258.12	FEDERAL - OTHER - FAMILY PLANNING GRANT	32,908	381,633	407,000	407,000	
258.14	FEDERAL - OTHER - SICKLE CELL TESTING					
258.15	FEDERAL - OTHER - GONORRHEA CONTROL				138,802	
258.16	FEDERAL - OTHER - BIRTH CONTROL				48,000	
<b>SUB TOTAL</b>		<b>\$ 496,794</b>	<b>\$ 889,204</b>	<b>\$ 938,334</b>	<b>\$ 1,107,237</b>	
CHARGES FOR CURRENT SERVICES						
276.02	RECORDING FEES-CERT COPIES VITAL STAT	\$ 175,616	\$ 184,647	\$ 175,000	\$ 175,000	
278.01	HEALTH FEES-OTHER GOVMT AGENCIES	168,451	157,524	179,000	162,164	
278.02	HEALTH FEES-HOME NURSING SERVICES	22,390CR	8,506	450	450	
282.01	CRIPPLED CHILDRENS SERVICES	2,733CR	564CR			
287.07	OTHER-FEES FOR SERVICE WITNESS OR JUROR	122	21			
<b>SUB TOTAL</b>		<b>\$ 319,066</b>	<b>\$ 350,134</b>	<b>\$ 354,450</b>	<b>\$ 337,614</b>	
OTHER REVENUE						
290.07	REV APPL TO PY-FROM GOVT AGCY-FED	\$ 5,518	\$	\$	\$	
290.08	REV APPL TO PY-CHGS FOR CURRENT SER	1,196	1,661			
292.01	OTHER SALES-PERSONAL PROPERTY	97	1			
292.03	OTHER SALES-PERSONAL PROPERTY-TAXABLE	272	545	275	275	

COUNTY OF SAN DIEGO FINAL BUDGET  
1972-1973

ANALYSIS OF REVENUES BY BUDGET UNIT  
SOURCE AND FUND  
SCHEDULE 4A

REVENUES OTHER THAN CURRENT PROPERTY TAXES

REVENUE ACCOUNT	BUDGET UNIT AND SOURCE	ACTUAL 1970-1971	ACTUAL 1971-1972	DEPARTMENTAL ESTIMATES 1972-1973	AUDITOR ESTIMATES 1972-1973	FUND-GENERAL, UNLESS OTHERWISE INDICATED
<b>5100 DEPARTMENT OF PUBLIC HEALTH, ADMINISTRATION - CONTINUED</b>						
OTHER REVENUE - CONTINUED						
293.05 OTHER - RECOVERED EXPENDITURES		\$ 2	\$	\$	\$	
293.20 OTHER-MISCELLANEOUS		\$ 861	\$ 1,359	\$ 300	\$ 300	
<b>SUB TOTAL</b>		<b>\$ 7,946</b>	<b>\$ 3,566</b>	<b>\$ 575</b>	<b>\$ 575</b>	
<b>TOTAL DEPARTMENT 5100</b>		<b>\$ 1,049,205</b>	<b>\$ 1,491,535</b>	<b>\$ 1,557,359</b>	<b>\$ 1,709,426</b>	
<b>5130 DEPT OF PUBLIC HEALTH WOMANS FACILITY</b>						
AID FROM OTHER GOVERNMENTAL AGENCIES						
246.24 STATE - OTHER - ALCOHOLISM PROGRAM		\$	\$	\$	\$ 250,000	
<b>SUB TOTAL</b>		<b>\$</b>	<b>\$</b>	<b>\$</b>	<b>\$ 250,000</b>	
<b>TOTAL DEPARTMENT 5130</b>		<b>\$</b>	<b>\$</b>	<b>\$</b>	<b>\$ 250,000</b>	
<b>5150 DEPARTMENT OF PUBLIC HEALTH AIR POLLUTION CONTROL DISTRICT</b>						
LICENSES AND PERMITS						
215.10 OTHER LICENSES & PERMITS - MISCELLANEOUS		\$ 1,710	\$ 6,105	\$ 60,000	\$ 60,000	
<b>SUB TOTAL</b>		<b>\$ 1,710</b>	<b>\$ 6,105</b>	<b>\$ 60,000</b>	<b>\$ 60,000</b>	
AID FROM OTHER GOVERNMENTAL AGENCIES						
246.10 STATE - OTHER STATE GRANT		\$	\$ 11,472	\$ 20,000	\$ 20,000	
298.10 FEDERAL - OTHER FEDERAL GRANTS		\$ 135,090	\$ 185,728	\$ 465,000	\$ 465,000	
<b>SUB TOTAL</b>		<b>\$ 135,090</b>	<b>\$ 197,200</b>	<b>\$ 485,000</b>	<b>\$ 485,000</b>	
OTHER REVENUE						
290.07 REV APPL TO PY-FROM GOVT AGCY-FED		\$	\$ 3,412	\$	\$	
<b>SUB TOTAL</b>		<b>\$</b>	<b>\$ 3,412</b>	<b>\$</b>	<b>\$</b>	
<b>TOTAL DEPARTMENT 5150</b>		<b>\$ 136,800</b>	<b>\$ 206,717</b>	<b>\$ 545,000</b>	<b>\$ 545,000</b>	
<b>5160 DEPARTMENT OF PUBLIC HEALTH, ALCOHOLISM CLINIC</b>						
AID FROM OTHER GOVERNMENTAL AGENCIES						
234.03 STATE - HEALTH - ALCOHOLIC REHABILITATIO		\$ 240,677	\$ 244,430	\$ 271,204	\$ 271,204	
<b>SUB TOTAL</b>		<b>\$ 240,677</b>	<b>\$ 244,430</b>	<b>\$ 271,204</b>	<b>\$ 271,204</b>	
OTHER REVENUE						
290.01 REV APPL TO PY - OTHER REVENUE		\$ 768	\$	\$	\$	
290.06 REV APPL TO PY - OTHER GOVT AGCY - STATE		\$ 13,634	\$ 2,391	\$	\$	
<b>SUB TOTAL</b>		<b>\$ 14,402</b>	<b>\$ 2,391</b>	<b>\$</b>	<b>\$</b>	
<b>TOTAL DEPARTMENT 5160</b>		<b>\$ 255,079</b>	<b>\$ 246,821</b>	<b>\$ 271,204</b>	<b>\$ 271,204</b>	
<b>5170 DEPARTMENT OF PUBLIC HEALTH, CRIPPLED CHILDREN SERVICES</b>						
AID FROM OTHER GOVERNMENTAL AGENCIES						
232.01 STATE AID FOR CRIPPLED CHILDREN SERVICES		\$ 836,262	\$ 810,921	\$ 1,044,000	\$ 1,044,000	

COUNTY OF SAN DIEGO FINAL BUDGET  
1972-1973

ANALYSIS OF REVENUES BY BUDGET UNIT  
SOURCE AND FUND  
SCHEDULE 4A

REVENUES OTHER THAN CURRENT PROPERTY TAXES

REVENUE ACCOUNT	BUDGET UNIT AND SOURCE	ACTUAL 1970-1971	ACTUAL 1971-1972	DEPARTMENTAL ESTIMATES 1972-1973	AUDITOR ESTIMATES 1972-1973	FUND-GENERAL, UNLESS OTHERWISE INDICATED
<b>5170 DEPARTMENT OF PUBLIC HEALTH, CRIPPLED CHILDREN SERVICES - CONTINUED</b>						
AID FROM OTHER GOVERNMENTAL AGENCIES - CONTINUED						
232.03	STATE AID FOR CRIPPLED CHILDREN - ADMIN	\$ 59,530	\$ 69,050	\$ 60,000	\$ 60,000	
<b>SUB TOTAL</b>		<b>\$ 895,792</b>	<b>\$ 879,971</b>	<b>\$ 1,104,000</b>	<b>\$ 1,104,000</b>	
CHARGES FOR CURRENT SERVICES						
282.01	CRIPPLED CHILDRENS SERVICES	\$ 52,889	\$ 85,871	\$ 50,000	\$ 50,000	
<b>SUB TOTAL</b>		<b>\$ 52,889</b>	<b>\$ 85,871</b>	<b>\$ 50,000</b>	<b>\$ 50,000</b>	
OTHER REVENUE						
290.06	REV. APPL TO PY - FROM GOVT AGCY - STATE	\$ 17	\$	\$	\$	
<b>SUB TOTAL</b>		<b>\$ 17</b>	<b>\$</b>	<b>\$</b>	<b>\$</b>	
<b>TOTAL DEPARTMENT 5170</b>		<b>\$ 948,698</b>	<b>\$ 965,842</b>	<b>\$ 1,154,000</b>	<b>\$ 1,154,000</b>	
<b>5180 DEPARTMENT OF PUBLIC HEALTH, MEDICAL CONSULTATIVE SERVICES</b>						
AID FROM OTHER GOVERNMENTAL AGENCIES						
247.05	FEDERAL - WELFARE ADMIN - MED ASSISTANCE	\$ 71,115	\$	\$	\$	
<b>SUB TOTAL</b>		<b>\$ 71,115</b>	<b>\$</b>	<b>\$</b>	<b>\$</b>	
OTHER REVENUE						
290.07	REV APPL TO PY - FROM GOVT AGCY - FED	\$ 7,805	\$ 130	\$	\$	
<b>SUB TOTAL</b>		<b>\$ 7,805</b>	<b>\$ 130</b>	<b>\$</b>	<b>\$</b>	
<b>TOTAL DEPARTMENT 5180</b>		<b>\$ 78,920</b>	<b>\$ 130</b>	<b>\$</b>	<b>\$</b>	
<b>5190 DEPARTMENT OF PUBLIC HEALTH MODEL CITIES - COMP HEALTH CARE</b>						
CHARGES FOR CURRENT SERVICES						
278.01	HEALTH FEES - OTHER GOVMT AGENCIES	\$	\$ 56,231	\$ 597,160	\$ 597,160	
<b>SUB TOTAL</b>		<b>\$</b>	<b>\$ 56,231</b>	<b>\$ 597,160</b>	<b>\$ 597,160</b>	
<b>TOTAL DEPARTMENT 5190</b>		<b>\$</b>	<b>\$ 56,231</b>	<b>\$ 597,160</b>	<b>\$ 597,160</b>	
<b>5200 DEPARTMENT OF MEDICAL INSTITUTIONS, COMMUNITY MENTAL HEALTH</b>						
AID FROM OTHER GOVERNMENTAL AGENCIES						
236.01	STATE AID FOR MENTAL HEALTH-SHORT DOYLE	\$ 4,337,677	\$ 4,295,156	\$ 7,233,135	\$ 4,851,699	
236.02	STATE AID FOR MENTAL HEALTH-SHORT DOYLE/		1,070,376	1,900,000	1,350,000	
258.06	FEDERAL-OTHER-COM MENTAL HEALTH-NIMH	55,650			50,000	
<b>SUB TOTAL</b>		<b>\$ 4,393,327</b>	<b>\$ 5,365,532</b>	<b>\$ 9,133,135</b>	<b>\$ 6,251,699</b>	
CHARGES FOR CURRENT SERVICES						
287.02	OTHER-COPYING, DUPL, FILING DOCUMENTS	\$ 59	\$ 86	\$	\$	
287.07	OTHER-FEES-SERV. AS WITNESS OR JUROR	107	174			
287.08	EMPLOYEE MAINTENANCE	7,479	12,452			
<b>SUB TOTAL</b>		<b>\$ 7,645</b>	<b>\$ 12,712</b>	<b>\$</b>	<b>\$</b>	
OTHER REVENUE						
290.06	REVENUE APPLICABLE TO PRIOR YEARS-STATE	\$ 182,248CR	\$ 896,455	\$	\$	

COUNTY OF SAN DIEGO FINAL BUDGET  
1972-1973

ANALYSIS OF REVENUES BY BUDGET UNIT  
SOURCE AND FUND  
SCHEDULE 4A

REVENUES OTHER THAN CURRENT PROPERTY TAXES

REVENUE ACCOUNT	BUDGET UNIT AND SOURCE	ACTUAL 1970-1971	ACTUAL 1971-1972	DEPARTMENTAL ESTIMATES 1972-1973	AUDITOR ESTIMATES 1972-1973	FUND-GENERAL, UNLESS OTHERWISE INDICATED
<b>5200 DEPARTMENT OF MEDICAL INSTITUTIONS, COMMUNITY MENTAL HEALTH - CONTINUED</b>						
OTHER REVENUE - CONTINUED						
290.07	REV APPL TO PY-FROM GOVT AGCY-FED	\$	\$ 36,663CR	\$	\$	
291.02	SALE OF FIXED ASSETS - EQUIPMENT	125				
293.05	OTHER -RECOVERED EXPENDITURES	102				
<b>SUB TOTAL</b>		<b>\$ 182,021CR</b>	<b>\$ 859,792</b>	<b>\$</b>	<b>\$</b>	
<b>TOTAL DEPARTMENT 5200</b>		<b>\$ 4,218,951</b>	<b>\$ 6,238,036</b>	<b>\$ 9,133,135</b>	<b>\$ 6,251,699</b>	
<b>5480 DEPARTMENT OF SANITATION &amp; FLOOD CONTROL</b>						
LICENSES AND PERMITS						
211.06	BUSINESS LICENSES - GARBAGE & RUBBISH	\$ 17,794	\$ 14,925	\$ 15,000	\$ 15,000	
215.10	OTHER LIC. & PERMITS-MISC	199	365			
<b>SUB TOTAL</b>		<b>\$ 17,993</b>	<b>\$ 15,290</b>	<b>\$ 15,000</b>	<b>\$ 15,000</b>	
REVENUE FROM USE OF MONEY AND PROPERTY						
219.01	INTEREST - DEPOSITS & INVESTMENTS	\$ 191	\$ 4,425	\$	\$	
220.06	RENTS & CONCESSIONS - REFUSE DISPOSAL AR	268				
<b>SUB TOTAL</b>		<b>\$ 459</b>	<b>\$ 4,425</b>	<b>\$</b>	<b>\$</b>	
AID FROM OTHER GOVERNMENTAL AGENCIES						
241.10	STATE AID-CONSTR-OTHER	\$	\$ 2,073,220	\$	\$	
<b>SUB TOTAL</b>		<b>\$</b>	<b>\$ 2,073,220</b>	<b>\$</b>	<b>\$</b>	
CHARGES FOR CURRENT SERVICES						
262.01	ACCOUNTING & AUDITING FEES	\$ 33,117	\$ 4,000	\$	\$	
268.01	PLANGENG SERVICE-PROP OWNERS-PLAN CHECK	8,987	8,397	29,000	29,000	
268.02	PLANGENG SERVICE-PLAN PREP&SUPV-SP ASSMT	100,661	108,799	1,333,700	1,328,000	
280.01	SANITATION SERVICES-SERV PROP OWNERS	259,853	296,256	429,900	426,000	
280.03	SANITATION SERVICES-OTHER GOVMT AGENCIES	921,462	1,371,904	1,500,500	1,487,500	
280.04	SANITATION SERVICES - REFUSE DISPOSAL FE	645,457	973,024	1,020,000	1,020,000	
287.07	OTHER-FEES FOR SERVICE WITNESS OR JUROR	115	100			
287.20	OTHER-MISCELLANEOUS		168			
<b>SUB TOTAL</b>		<b>\$ 1,969,652</b>	<b>\$ 2,762,647</b>	<b>\$ 4,313,100</b>	<b>\$ 4,290,500</b>	
OTHER REVENUE						
290.01	REVENUE APPLICABLE TO PRIOR YEARS-OTHER	\$ 38,170	\$ 1,918CR	\$	\$	
290.03	REVENUE APPL TO PY - LICENSES & PERMITS	225				
290.04	REVENUE APPL TO PY - FINES, FORF&	56				
290.08	REV APPL TO PY CHGS FOR CURRENT SERVICE	2,914CR	53,132CR			
291.02	SALE OF FIXED ASSETS - EQUIPMENT					
292.02	OTHER SALES-SALE OF BONDS					
292.03	OTHER SALES - MISCELLANEOUS	211	220			
292.10	OTHER SALES-MISCELLANEOUS	174	6			
293.05	OTHER-RECOVERED EXPENDITURES					
293.20	OTHER-MISCELLANEOUS	235	241			
<b>SUB TOTAL</b>		<b>\$ 36,157</b>	<b>\$ 54,583CR</b>	<b>\$</b>	<b>\$</b>	
<b>TOTAL DEPARTMENT 5480</b>		<b>\$ 2,024,261</b>	<b>\$ 4,800,999</b>	<b>\$ 4,328,100</b>	<b>\$ 4,305,500</b>	
<b>5500 DEPARTMENT OF PUBLIC WELFARE, ADMINISTRATION</b>						
REVENUE FROM USE OF MONEY AND PROPERTY						
220.20	RENTS & CONCESSIONS - MISCL OTHER RENTAL	\$ 51	\$ 55	\$	\$	



ANALYSIS OF REVENUES BY BUDGET UNIT  
SOURCE AND FUND  
SCHEDULE 4A

REVENUES OTHER THAN CURRENT PROPERTY TAXES

REVENUE ACCOUNT	BUDGET UNIT AND SOURCE	ACTUAL 1970-1971	ACTUAL 1971-1972	DEPARTMENTAL ESTIMATES 1972-1973	AUDITOR ESTIMATES 1972-1973	FUND-GENERAL UNLESS OTHERWISE INDICATED
<b>5500 DEPARTMENT OF PUBLIC WELFARE, ADMINISTRATION - CONTINUED</b>						
REVENUE FROM USE OF MONEY AND PROPERTY - CONTINUED						
<b>SUB TOTAL</b>		<b>\$ 51</b>	<b>\$ 55</b>	<b>\$</b>	<b>\$</b>	
AID FROM OTHER GOVERNMENTAL AGENCIES						
228.01	STATE - WELFARE ADM-BOARD HOME FOR AGED	14,357	53,682	18,000	18,000	
228.04	STATE - WELFARE ADM-EDUCATION STIPENDS	66,167				
228.06	STATE-WELFARE ADM-NEEDS OLDER CHLD	240				
228.08	STATE-WEL ADM-WIN	46,124	37,168	42,000	42,000	
228.09	ST.WEL ADM-SUPPORT ENFORCE INCENTV		131,586			
228.11	ST. WEL ADM-HOMEMAKER SERVICE PROJECT	370,855	467,803	1,141,297	1,141,297	
228.15	STATE-WELFARE ADM-OLD AGE SECURITY			644,676	694,310	
228.16	STATE-WELFARE ADM-BLIND			25,410	27,430	
228.17	STATE-WELFARE ADM-AID FAM DEP CHILDREN			1,552,650	1,672,233	
228.18	STATE-WELFARE ADM-DISABLED			293,080	315,580	
229.01	STATE AID FOR AGED-OLD AGE SECURITY	8,813,227	8,553,544	10,578,000	10,010,400	
230.01	STATE AID FOR BLIND-OTHER	568,534	578,400	933,224	860,640	
230.02	STATE AID FOR BLIND-A.P.S.B.	66,401	65,088			
231.01	STATE AID FOR CHLDN-FAM W/DEP CHLDN-F.G.	15,069,364	16,831,285	21,159,080	18,322,450	
231.02	STATE AID FOR CHILDREN - B.H.&I.	981,066	939,331	1,197,090	1,144,760	
231.03	STATE AID-ADOPTIONS	18,800	30,240			
233.01	STATE AID FOR DISABLED	5,619,590	6,047,226	3,890,250	3,733,800	
233.02	STATE AID - SPECIAL SHELTER		1,445			
247.01	FEDERAL WELFARE ADM-OLD AGE SECURITY	1,853,504	4,847,479	2,591,290	2,421,800	
247.02	FEDERAL WELFARE ADM-BLIND	110,350		147,020	137,300	
247.03	FEDERAL WELFARE ADM-AID FAM DEP CHILDREN	8,463,945	8,808,898	11,872,150	10,996,900	
247.04	FEDERAL WELFARE ADM-DISABLED	2,694,174		3,767,479	3,520,950	
247.05	FEDERAL WELFARE ADM-MEDICAL ASSISTANCE	1,201,946	1,989,183	3,029,840	2,831,600	
247.06	FEDERAL WELFARE ADM-CHILD WELFARE SERV	18,133	31,622	20,000	20,000	
247.07	FEDERAL WELFARE ADM-WORK EXP & TRAINING					
247.08	FEDERAL WELFARE ADM-PRESCHOOL EDUCATION	13,476	3,400			
247.09	FEDERAL WELFARE ADMIN - CAREER PROGRAM	4,547	5,151	5,000	5,000	
247.10	FED WELFARE ADM-CHILD CARE-MOD CTY		1,161			
248.01	FEDERAL AID FOR AGED-OLD AGE SECURITY	10,286,414	9,977,936	10,578,000	10,010,400	
249.01	FEDERAL AID FOR BLIND	743,912	771,241	842,824	860,640	
250.01	FEDERAL AID FOR CHILDREN-FAM DEP CHILDREN	19,123,020	23,145,679	27,571,940	23,920,110	
250.02	FEDERAL AID FOR CHILDREN-B.H.&I.	651,123	770,230	779,570	745,490	
251.01	FEDERAL AID FOR DISABLED	6,591,561	7,071,453	7,780,500	7,467,600	
251.02	FED AID FOR SPECIAL SHELTERS		1,597			
258.02	FEDERAL-OTHER-CUBAN REFUGEES	93,614	109,836	100,000	100,000	
258.08	FEDERAL-OTHER-COMMODITY DISTRIBUTION	113,805	134,800	100,000	100,000	
258.09	FEDERAL - OTHER - MODEL CITIES	2,961	15,458			
258.10	FEDERAL-OTHER-OTHER FEDERAL GRANTS	846	816			
<b>SUB TOTAL</b>		<b>\$ 83,602,056</b>	<b>\$ 91,422,738</b>	<b>\$110,660,370</b>	<b>\$101,120,690</b>	
CHARGES FOR CURRENT SERVICES						
287.07	OTHER-FEES FOR SERVICE WITNESS OR JUROR	3,225	4,100			
<b>SUB TOTAL</b>		<b>\$ 3,225</b>	<b>\$ 4,100</b>	<b>\$</b>	<b>\$</b>	
OTHER REVENUE						
290.06	REVENUE APPL TO PY - FROM GOVT AGCY - ST	63,949	25,382			
290.07	REV APPL TO PY-FROM GOVT AGCY-FED	104,105CR	20,537CR			
291.02	SALE OF FIXED ASSETS-EQUIPMENT		37			
293.05	OTHER-RECOVERED EXPENDITURES	66,500	101,942	90,000	90,000	
<b>SUB TOTAL</b>		<b>\$ 26,344</b>	<b>\$ 106,824</b>	<b>\$ 90,000</b>	<b>\$ 90,000</b>	
<b>TOTAL DEPARTMENT 5500</b>		<b>\$ 83,631,676</b>	<b>\$ 91,533,717</b>	<b>\$110,750,370</b>	<b>\$101,210,690</b>	
<b>5509 DEPARTMENT OF PUBLIC WELFARE, ADOPTIONS</b>						
AID FROM OTHER GOVERNMENTAL AGENCIES						
228.03	STATE - ADMINISTRATION-ADOPTION SERVICES	1,170,537	1,138,905	1,494,511	1,529,243	

COUNTY OF SAN DIEGO FINAL BUDGET  
1972-1973  
ANALYSIS OF REVENUES BY BUDGET UNIT  
SOURCE AND FUND  
SCHEDULE 4A

REVENUES OTHER THAN CURRENT PROPERTY TAXES

REVENUE ACCOUNT	BUDGET UNIT AND SOURCE	ACTUAL 1970-1971	ACTUAL 1971-1972	DEPARTMENTAL ESTIMATES 1972-1973	AUDITOR ESTIMATES 1972-1973	FUND-GENERAL, UNLESS OTHERWISE INDICATED
<b>5509 DEPARTMENT OF PUBLIC WELFARE, ADOPTIONS - CONTINUED</b>						
AID FROM OTHER GOVERNMENTAL AGENCIES - CONTINUED						
228.13	STATE - ADMINISTRATION-MATERNITY CARE	\$	\$	\$ 15,000	\$ 15,000	
<b>SUB TOTAL</b>		<b>\$ 1,170,537</b>	<b>\$ 1,138,905</b>	<b>\$ 1,509,511</b>	<b>\$ 1,544,243</b>	
CHARGES FOR CURRENT SERVICES						
281.01	ADOPTION FEES-PENDING ADOPTION	\$ 98,945	\$ 82,415	\$ 46,625	\$ 46,625	
<b>SUB TOTAL</b>		<b>\$ 98,945</b>	<b>\$ 82,415</b>	<b>\$ 46,625</b>	<b>\$ 46,625</b>	
<b>TOTAL DEPARTMENT 5509</b>		<b>\$ 1,269,482</b>	<b>\$ 1,221,320</b>	<b>\$ 1,556,136</b>	<b>\$ 1,590,868</b>	
<b>5513 MODEL CITIES - CHILD CARE PROJECT</b>						
AID FROM OTHER GOVERNMENTAL AGENCIES						
258.09	FEDERAL-OTHER-MODEL CITIES	\$	\$	\$ 725,677	\$ 717,314	
<b>SUB TOTAL</b>		<b>\$</b>	<b>\$</b>	<b>\$ 725,677</b>	<b>\$ 717,314</b>	
<b>TOTAL DEPARTMENT 5513</b>		<b>\$</b>	<b>\$</b>	<b>\$ 725,677</b>	<b>\$ 717,314</b>	
<b>6000 DEPARTMENT OF MEDICAL INSTITUTIONS, ADMINISTRATION AND GNRL SERV</b>						
REVENUE FROM USE OF MONEY AND PROPERTY						
220.02	RENTS & CONCESSIONS - UNIVERSITY HOSPITA	\$ 289,200	\$	\$ 360,000	\$ 360,000	
<b>SUB TOTAL</b>		<b>\$ 289,200</b>	<b>\$</b>	<b>\$ 360,000</b>	<b>\$ 360,000</b>	
AID FROM OTHER GOVERNMENTAL AGENCIES						
252.02	NIMH HEROIN STAFFING GRANT	\$	\$ 169,476	\$ 508,430	\$ 508,430	
254.03	FEDERAL AID - DISASTER - FIRE DISASTER C	\$ 1,198				
<b>SUB TOTAL</b>		<b>\$ 1,198</b>	<b>\$ 169,476</b>	<b>\$ 508,430</b>	<b>\$ 508,430</b>	
CHARGES FOR CURRENT SERVICES						
283.02	INSTITUTIONAL CARE&SERVICE-HOSPITALS	\$ 872	\$	\$	\$	
287.07	OTHER-FEES-SERV AS WITNESS OR JUROR	60				
287.08	OTHER-EMPLOYEE MAINTENANCE	1,950	2,500	2,340	2,340	
287.20	CHARGES FOR CURRENT SERVICES - MISC	2,605	1,566	1,100	1,100	
<b>SUB TOTAL</b>		<b>\$ 5,487</b>	<b>\$ 4,066</b>	<b>\$ 3,440</b>	<b>\$ 3,440</b>	
OTHER REVENUE						
290.06	REVENUE APPLICABLE TO PRIOR YEARS-STATE	\$ 5,586 <sup>CR</sup>	\$	\$	\$	
293.05	OTHER-RECOVERED EXPENDITURES	83,036	53,143	5,000	5,000	
<b>SUB TOTAL</b>		<b>\$ 77,450</b>	<b>\$ 53,143</b>	<b>\$ 5,000</b>	<b>\$ 5,000</b>	
<b>TOTAL DEPARTMENT 6000</b>		<b>\$ 373,335</b>	<b>\$ 226,685</b>	<b>\$ 876,870</b>	<b>\$ 876,870</b>	
<b>6100 DEPARTMENT OF MEDICAL INSTITUTIONS, S. D. CO - UNIV. HOSP.</b>						
REVENUE FROM USE OF MONEY AND PROPERTY						
220.02	RENTS & CONCESS-CO-UNIV HOSPITAL	\$	\$ 345,000	\$	\$	
<b>SUB TOTAL</b>		<b>\$</b>	<b>\$ 345,000</b>	<b>\$</b>	<b>\$</b>	
CHARGES FOR CURRENT SERVICES						

ANALYSIS OF REVENUES BY BUDGET UNIT  
SOURCE AND FUND  
SCHEDULE 4A

REVENUES OTHER THAN CURRENT PROPERTY TAXES

REVENUE ACCOUNT	BUDGET UNIT AND SOURCE	ACTUAL 1970-1971	ACTUAL 1971-1972	DEPARTMENTAL ESTIMATES 1972-1973	AUDITOR ESTIMATES 1972-1973	FUND-GENERAL, UNLESS OTHERWISE INDICATED
<b>6100 DEPARTMENT OF MEDICAL INSTITUTIONS, S. D. CO - UNIV. HOSP. - CONTINUED</b>						
CHARGES FOR CURRENT SERVICES - CONTINUED						
SUB TOTAL		\$ 280	\$	\$	\$	
OTHER REVENUE						
290.05 REV APPL TO PY-USE OF MONEY & PROP		\$ 3,712	\$ 5,086CR	\$	\$	
SUB TOTAL		\$ 3,712	\$ 5,086CR	\$	\$	
TOTAL DEPARTMENT 6100		\$ 3,992	\$ 339,914	\$	\$	
<b>6500 DEPARTMENT OF MEDICAL INSTITUTIONS, EDGEWOOD GERIATRIC HOSPITAL</b>						
REVENUE FROM USE OF MONEY AND PROPERTY						
220.10 RENTS & CONCESSIONS - GERIATRIC HOSPITAL		\$ 24	\$ 24	\$ 24	\$ 24	
220.20 RENTS & CONCESSIONS - MISCL OTHER RENTAL		299	372	398	398	
SUB TOTAL		\$ 323	\$ 396	\$ 422	\$ 422	
CHARGES FOR CURRENT SERVICES						
287.01 OTHER-SERVICE TO EMPLOYEES&OTHERS		\$ 5,948	\$ 5,908	\$ 5,430	\$ 5,430	
287.02 OTHER-COPYING, DUPL, FILING DOCUMENTS		12	110			
287.07 OTHER-FEES-SERV AS WITNESS OR JUROR						
287.08 OTHER-EMPLOYEE MAINTENANCE		10,859	11,549	11,976	11,976	
SUB TOTAL		\$ 16,819	\$ 17,567	\$ 17,406	\$ 17,406	
OTHER REVENUE						
290.06 REV APPL TO PY-FROM GOVNT AGCY STATE		\$ 18,307	\$	\$	\$	
290.07 REV APPL TO PY-FROM GOVT AGCY-FED			19,585CR			
290.08 REV APPL TO PY-CHGS FOR CURR SERVICE		16,907				
291.02 SALE OF FIXED ASSETS-EQUIPMENT			323			
293.05 OTHER-RECOVERED EXPENDITURES			461			
293.09 OTHER-TRANSFERS FROM OTHER FUNDS		462		34		
293.20 OTHER-MISCELLANEOUS		28	31		34	
SUB TOTAL		\$ 35,704	\$ 18,770CR	\$ 34	\$ 34	
TOTAL DEPARTMENT 6500		\$ 52,846	\$ 807CR	\$ 17,862	\$ 17,862	
<b>6800 VETERANS SERVICE OFFICER</b>						
AID FROM OTHER GOVERNMENTAL AGENCIES						
245.01 STATE AID FOR VETERANS AFFAIRS		\$ 23,959	\$ 24,914	\$ 30,000	\$ 30,000	
SUB TOTAL		\$ 23,959	\$ 24,914	\$ 30,000	\$ 30,000	
TOTAL DEPARTMENT 6800		\$ 23,959	\$ 24,914	\$ 30,000	\$ 30,000	
<b>6900 PUBLIC EMPLOYMENT PROGRAM - TITLE V</b>						
AID FROM OTHER GOVERNMENTAL AGENCIES						
258.11 FEDERAL OTHER - EMERGENCY EMPLOYMENT ACT		\$	\$ 74,134	\$ 220,750	\$ 220,750	
SUB TOTAL		\$	\$ 74,134	\$ 220,750	\$ 220,750	
TOTAL DEPARTMENT 6900		\$	\$ 74,134	\$ 220,750	\$ 220,750	

COUNTY OF SAN DIEGO FINAL BUDGET  
1972-1973  
ANALYSIS OF REVENUES BY BUDGET UNIT  
SOURCE AND FUND  
SCHEDULE 4A

REVENUES OTHER THAN CURRENT PROPERTY TAXES

REVENUE ACCOUNT	BUDGET UNIT AND SOURCE	ACTUAL 1970-1971	ACTUAL 1971-1972	DEPARTMENTAL ESTIMATES 1972-1973	AUDITOR ESTIMATES 1972-1973	FUND-GENERAL, UNLESS OTHERWISE INDICATED
<b>6910 PUBLIC EMPLOYMENT PROGRAM - TITLE VI</b>						
AID FROM OTHER GOVERNMENTAL AGENCIES						
258.11	FEDERAL - OTHER - EMERGENCY EMPLOYMENT A	\$	\$	\$ 4,250	\$ 4,250	
<b>SUB TOTAL</b>		\$	\$	\$ 4,250	\$ 4,250	
<b>TOTAL DEPARTMENT 6910</b>		\$	\$	\$ 4,250	\$ 4,250	
<b>7150 COUNTY LIBRARY</b>						
REVENUE FROM USE OF MONEY AND PROPERTY						
219.01	INTEREST-DEPOSITS & INVESTMENTS	\$ 1,619	\$ 436	\$ 500	\$ 500	LIBRARY
220.20	RENTS & CONCESSIONS - MISCL OTHER RENTAL	52	37	60	60	LIBRARY
<b>SUB TOTAL</b>		\$ 1,671	\$ 473	\$ 560	\$ 560	
AID FROM OTHER GOVERNMENTAL AGENCIES						
258.07	FEDERAL-OTHER-BOOK COLLECTION ENRICHMENT	\$	\$	\$	\$ 40,370	LIBRARY
<b>SUB TOTAL</b>		\$	\$	\$	\$ 40,370	
CHARGES FOR CURRENT SERVICES						
285.01	LIBRARY SERVICES	\$ 49,216	\$ 54,088	\$ 30,000	\$ 30,000	LIBRARY
287.07	OTHER FEES - SERV AS WITNESS OR JUROR	7		300	300	LIBRARY
<b>SUB TOTAL</b>		\$ 49,223	\$ 54,088	\$ 30,300	\$ 30,300	
OTHER REVENUE						
290.08	REV APPL TO PY-CHGS FOR CURRENT SER	\$	\$ 81	\$	\$	LIBRARY
291.02	SALE OF FIXED ASSETS-EQUIPMENT	457	125			LIBRARY
292.01	OTHER SALES-PERSONAL PROPERTY	231	31	40	40	LIBRARY
293.05	OTHER-RECOVERED EXPENDITURES	253				LIBRARY
293.08	OTHER COLLECTION OF INSURANCE CLAIMS	227				LIBRARY
293.10	OTHER-VOIDED & CANCELLED WARRANTS	30	238	50	50	LIBRARY
293.12	OTHER-COMP INSURANCE REFUND OF PREMIUM	22				LIBRARY
<b>SUB TOTAL</b>		\$ 1,220	\$ 475	\$ 90	\$ 90	
<b>TOTAL DEPARTMENT 7150</b>		\$ 52,114	\$ 55,036	\$ 30,950	\$ 71,320	
<b>7300 DEPARTMENT OF PARKS AND RECREATION</b>						
REVENUE FROM USE OF MONEY AND PROPERTY						
220.07	RENTS & CONCESSIONS - PARKS & POOLS	\$ 1,406	\$ 3,110	\$ 1,000	\$ 1,000	
220.09	RENTS & CONCESSIONS - COMMUNITY CNTR BLD	4,014	3,594	3,000	3,000	
220.20	RENTS & CONCESS-MISC OTHER RENT		982			
<b>SUB TOTAL</b>		\$ 5,420	\$ 7,686	\$ 4,000	\$ 4,000	
AID FROM OTHER GOVERNMENTAL AGENCIES						
254.03	FEDERAL AID DISASTER - FIRE DISASTER CD	\$ 179	\$	\$	\$	
<b>SUB TOTAL</b>		\$ 179	\$	\$	\$	
CHARGES FOR CURRENT SERVICES						
286.01	PARK&RECREATION FEES-SWIM POOL&LIFEGUARD	\$ 2,250	\$ 2,226	\$ 1,800	\$ 4,300	

COUNTY OF SAN DIEGO FINAL BUDGET  
1972-1973

ANALYSIS OF REVENUES BY BUDGET UNIT  
SOURCE AND FUND  
SCHEDULE 4A

REVENUES OTHER THAN CURRENT PROPERTY TAXES

REVENUE ACCOUNT	BUDGET UNIT AND SOURCE	ACTUAL 1970-1971	ACTUAL 1971-1972	DEPARTMENTAL ESTIMATES 1972-1973	AUDITOR ESTIMATES 1972-1973	FUND-GENERAL, UNLESS OTHERWISE INDICATED
<b>7300 DEPARTMENT OF PARKS AND RECREATION - CONTINUED</b>						
CHARGES FOR CURRENT SERVICES - CONTINUED						
286.02	PARK&RECREATION FEES-PARK&CAMPING	\$ 98,695	\$ 145,882	\$ 175,000	\$ 153,400	
286.03	PARK&RECREATION FEES-SERV OTHER GOVMTS	3,763	2,372	3,700	3,700	
287.04	OTHER-CITY-COUNTY MUSIC PROGRAM	8,000	8,000			
287.05	OTHER-SERV TO OTHER GOVMT AGCY		1,129	3,250	3,250	
287.07	OTHER-FEES-SERV AS WITNESS OR JUROR	100	810			
287.08	OTHER-EMPLOYEE MAINTENANCE	12,986	15,489	15,000	15,000	
<b>SUB TOTAL</b>		<b>\$ 125,794</b>	<b>\$ 175,908</b>	<b>\$ 198,750</b>	<b>\$ 179,650</b>	
OTHER REVENUE						
290.01	REV APPL TO PY-OTHER REVENUE	\$ 518	\$	\$	\$	
290.08	REV APPL TO PY-CHGS FOR CURR SERVICE	3CR				
292.01	OTHER SALES-PERSONAL PROPERTY	10	20			
293.05	OTHER-RECOVERED EXPENDITURES	167	285			
<b>SUB TOTAL</b>		<b>\$ 692</b>	<b>\$ 305</b>	<b>\$</b>	<b>\$</b>	
<b>TOTAL DEPARTMENT 7300</b>		<b>\$ 132,085</b>	<b>\$ 183,899</b>	<b>\$ 202,750</b>	<b>\$ 183,650</b>	
<b>7400 SAN DIEGO CITY-COUNTY CAMP COMMISSION, HEADQUARTERS &amp; FACILITIES</b>						
REVENUE FROM USE OF MONEY AND PROPERTY						
219.01	INTEREST-DEPOSITS & INVESTMENTS	\$	\$	\$	\$	
<b>SUB TOTAL</b>		<b>\$</b>	<b>\$</b>	<b>\$</b>	<b>\$</b>	
CHARGES FOR CURRENT SERVICES						
284.01	EDUCATIONAL SERVICE-OTHER GOVMT AGENCIES	\$ 99,937	\$ 101,121	\$	\$	
<b>SUB TOTAL</b>		<b>\$ 99,937</b>	<b>\$ 101,121</b>	<b>\$</b>	<b>\$</b>	
OTHER REVENUE						
290.08	REV APPL TO PY-CHGS FOR CURRENT SER	\$	\$ 35,000	\$	\$	
293.05	OTHER-RECOVERED EXPENDITURES		96CR			
293.12	OTHER-COMP-INSURANCE REFUND		96			S.D.C.-C.C.C.C. S.D.C.-C.C.C.C.
293.20	OTHER-MISCELLANEOUS					
<b>SUB TOTAL</b>		<b>\$</b>	<b>\$ 35,000</b>	<b>\$</b>	<b>\$</b>	
<b>TOTAL DEPARTMENT 7400</b>		<b>\$ 99,937</b>	<b>\$ 136,121</b>	<b>\$</b>	<b>\$</b>	
<b>7420 SAN DIEGO CITY - COUNTY CAMPING</b>						
REVENUE FROM USE OF MONEY AND PROPERTY						
219.01	INTEREST - DEPOSITS AND INVESTMENTS	\$ 568	\$ 120	\$	\$	
220.20	RENTS & CONCESS-MISC OTHER RENT	55	43			S.D.C.-C.C.C.C. S.D.C.-C.C.C.C.
<b>SUB TOTAL</b>		<b>\$ 623</b>	<b>\$ 163</b>	<b>\$</b>	<b>\$</b>	
AID FROM OTHER GOVERNMENTAL AGENCIES						
246.05	STATE-OTHER-SCHOOL LUNCH PROGRAM	\$ 4,704	\$ 6,130	\$	\$	
246.06	STATE-OTHER-SCHOOL MILK PROGRAM	5,114	4,713			S.D.C.-C.C.C.C. S.D.C.-C.C.C.C.
<b>SUB TOTAL</b>		<b>\$ 9,818</b>	<b>\$ 10,843</b>	<b>\$</b>	<b>\$</b>	
CHARGES FOR CURRENT SERVICES						
286.01	PARKS & REC - POOLS & LFGD SERVICES	\$ 16	\$	\$	\$	S.D.C.-C.C.C.C.

COUNTY OF SAN DIEGO FINAL BUDGET  
1972-1973  
ANALYSIS OF REVENUES BY BUDGET UNIT  
SOURCE AND FUND  
SCHEDULE 4A

REVENUES OTHER THAN CURRENT PROPERTY TAXES

REVENUE ACCOUNT	BUDGET UNIT AND SOURCE	ACTUAL 1970-1971	ACTUAL 1971-1972	DEPARTMENTAL ESTIMATES 1972-1973	AUDITOR ESTIMATES 1972-1973	FUND-GENERAL, UNLESS OTHERWISE INDICATED
<b>7420 SAN DIEGO CITY - COUNTY CAMPING - CONTINUED</b>						
CHARGES FOR CURRENT SERVICES - CONTINUED						
286.10	PK & REC FEES - SCHOOLS - CUYAMACA	\$ 113,631	\$ 115,593	\$	\$	S.D.C.-C.C.C.
286.11	PK & REC FEES - SCHOOLS - PALOMAR	113,535	116,655			S.D.C.-C.C.C.
286.12	PK & REC FEES - SCHOOLS - MARSTON	67,171	70,227			S.D.C.-C.C.C.
286.20	PK & REC FEES - SAFETY PATROL - CUYAMACA	4,655	4,798			S.D.C.-C.C.C.
286.21	PK & REC FEES - SAFETY PATROL - PALOMAR	24,481	33,190			S.D.C.-C.C.C.
286.30	PK & REC FEES - SUMMER CAMP - CUYAMACA	32,430	57,513			S.D.C.-C.C.C.
286.31	PK & REC FEES - SUMMER CAMP - PALOMAR	19,029	9,722			S.D.C.-C.C.C.
286.40	PK & REC FEES - WKEND & SPEC. - CUYAMACA	17,183	22,162			S.D.C.-C.C.C.
286.41	PK & REC FEES - WKEND & SPEC. - PALOMAR	23,630	22,654			S.D.C.-C.C.C.
287.01	OTHER-SERVICE TO EMPLOYEES & OTHERS	17,294	19,262			S.D.C.-C.C.C.
287.08	OTHER-EMPLOYEE MAINTENANCE	9,352	10,115			S.D.C.-C.C.C.
<b>SUB TOTAL</b>		<b>\$ 442,407</b>	<b>\$ 481,891</b>	<b>\$</b>	<b>\$</b>	
OTHER REVENUE						
290.06	REVENUE APPL TO PY - FROM GOVT AGCY - ST	\$ 99	\$	\$	\$	S.D.C.-C.C.C.
293.05	OTHER-RECOVERED EXPEND.	96	323			S.D.C.-C.C.C.
293.20	OTHER-MISCELLANEOUS	8	9			S.D.C.-C.C.C.
<b>SUB TOTAL</b>		<b>\$ 201</b>	<b>\$ 332</b>	<b>\$</b>	<b>\$</b>	
<b>TOTAL DEPARTMENT 7420</b>		<b>\$ 453,049</b>	<b>\$ 493,229</b>	<b>\$</b>	<b>\$</b>	
<b>7950 DEBT SERVICE</b>						
OTHER REVENUE						
288.01	PREM & ACCRUED INT ON BONDS ISSUED	\$	\$ 1,600	\$	\$	DEBT SERVICE
293.20	OTHER-MISCELLANEOUS		385			DEBT SERVICE
<b>SUB TOTAL</b>		<b>\$</b>	<b>\$ 1,985</b>	<b>\$</b>	<b>\$</b>	
<b>TOTAL DEPARTMENT 7950</b>		<b>\$</b>	<b>\$ 1,985</b>	<b>\$</b>	<b>\$</b>	
<b>8050 PUBLIC WORKS AGENCY, SPECIAL AVIATION FUND</b>						
AID FROM OTHER GOVERNMENTAL AGENCIES						
223.01	STATE - AID FOR AVIATION	\$ 17,500	\$ 39,718	\$ 25,000	\$ 25,000	SPECIAL AVIATION
<b>SUB TOTAL</b>		<b>\$ 17,500</b>	<b>\$ 39,718</b>	<b>\$ 25,000</b>	<b>\$ 25,000</b>	
OTHER REVENUE						
290.01	REVENUE APPL TO PY - OTHER REVENUE	\$ 500CR	\$	\$	\$	SPECIAL AVIATION
<b>SUB TOTAL</b>		<b>\$ 500CR</b>	<b>\$</b>	<b>\$</b>	<b>\$</b>	
<b>TOTAL DEPARTMENT 8050</b>		<b>\$ 17,000</b>	<b>\$ 39,718</b>	<b>\$ 25,000</b>	<b>\$ 25,000</b>	
<b>GRAND TOTAL</b>		<b>\$152,312,663</b>	<b>\$169,965,597</b>	<b>\$194,670,017</b>	<b>\$189,297,711</b>	

COUNTY OF SAN DIEGO FINAL BUDGET  
1972 - 1973  
ANALYSIS OF REVENUE  
SCHEDULE 4B

REVENUE ACCOUNT SOURCE -- DESCRIPTION	ACTUAL REVENUES 1970 - 1971	ACTUAL REVENUES 1971 - 1972	REVENUE ESTIMATED RECOMMENDED 1972 - 1973	ADOPTED BY THE BOARD OF SUPERVISORS 1972 - 1973	FUND - GENERAL, UNLESS OTHERWISE INDICATED
ANALYSIS OF REVENUE					
SCHEDULE 4	\$ 152,312,663	169,965,597	185,404,439	189,297,711	
CURRENT YEAR PROPERTY TAXES					
201.01 PROPERTY TAXES - CURRENT SECURED	68,086,726	85,291,292	86,366,589	86,366,589	
201.01 PROPERTY TAXES - CURRENT SECURED	2,175,342	2,141,839	1,982,000	1,982,000	DEBT SERVICE
201.01 PROPERTY TAXES - CURRENT SECURED	1,345,060	1,567,821	1,814,983	1,814,983	LIBRARY
202.01 PROPERTY TAXES - CURRENT UNSECURED	5,838,806	7,610,470	8,900,000	8,900,000	
202.01 PROPERTY TAXES - CURRENT UNSECURED	268,131	243,181	223,660	223,660	DEBT SERVICE
202.01 PROPERTY TAXES - CURRENT UNSECURED	46,325	61,232	65,273	65,273	LIBRARY
TOTAL PROPERTY TAXES - CURRENT	\$ 77,760,390	96,915,835	99,352,505	99,352,505	
TOTAL REVENUE	\$ 230,073,053	266,881,432	284,756,944	288,650,216	

COUNTY OF SAN DIEGO FINAL BUDGET  
1972-1973  
SUMMARY OF COUNTY BUDGET REQUIREMENTS  
SCHEDULE 5

BUDGET UNIT GROUPED BY FUNCTION	ACTUAL EXPENDITURES 1970-1971	ACTUAL EXPENDITURES 1971-1972	EXPENDITURE ESTIMATES RECOMMENDED 1972-1973	ADOPTED BY THE BOARD OF SUPERVISORS 1972-1973
GENERAL				
BOARD OF SUPERVISORS	\$ 268,888	\$ 329,060	\$ 394,165	\$ 394,165
CLERK, BOARD OF SUPERVISORS	372,904	412,525	496,747	496,747
CENTRAL RECORDS SERVICE	58,957			
CHIEF ADMINISTRATIVE OFFICER	677,108	586,744	194,564	194,564
C.A.O. - PUBLIC INFORMATION			187,047	187,047
C.A.O. - LEGISLATIVE PROGRAM			197,608	197,608
C.A.O. - CRIMINAL JUSTICE PLANNING			186,003	186,003
C. P. O. - ADMINISTRATION			43,205	43,205
C. P. O. - DIRECT PROGRAM COSTS			371,284	371,284
GENERAL ADMINISTRATION, SPECIAL PROJECTS	143,443	104,526	109,500	79,500
HUMAN RESOURCES AGENCY	35,050	154,033	278,349	278,349
PROGRAM DEVELOPMENT AGENCY	53,513	203,841	320,741	320,741
ENVIRONMENTAL DEVELOPMENT AGENCY	77,811	1,164,067	1,002,124	1,002,124
FISCAL AGENCY			84,681	84,681
HEALTH CARE AGENCY			987,571	987,571
HEALTH CARE AGENCY - DRUG EDUCATION FOR YOU DEFY	333,209	504,983	534,127	534,127
LAW & JUSTICE AGENCY			403,320	403,320
SPECIAL PUBLIC SERVICES AGENCY	18,056	11,403	84,997	84,997
AUDITOR AND CONTROLLER	1,081,983	1,114,439	1,491,787	1,438,419
EDP SERVICES DEPARTMENT	2,489,982	2,971,050	3,551,886	3,551,886
TREASURER	259,507	353,649	353,649	353,649
ASSESSOR	2,908,847	3,070,715	4,077,926	4,006,791
TAX COLLECTOR	622,909	676,331	812,034	812,034
PURCHASING AGENT	713,768	886,698	1,040,058	1,040,058
PURCHASING AGENT, CENTRAL DUPLICATING	29,592CR	24,004CR	4,401CR	4,401CR
COUNTY COUNSEL	449,722	513,309	739,496	699,744
CIVIL SERVICE AND PERSONNEL	562,685	620,702	809,742	809,742
REGISTRAR OF VOTERS, ADMINISTRATION	842,390	1,358,151	956,815	956,815
REGISTRAR OF VOTERS, GENERAL ELECTION	268,135	2	384,135	384,135
REGISTRAR OF VOTERS, PRIMARY ELECTION		7CR		
REGISTRAR OF VOTERS, CITY OF SAN DIEGO ELECTIONS		330,644		
REGISTRAR OF VOTERS, OTHER ELECTIONS AND PETITIONS	250,452	175,846	95,100	95,100
PUBLIC WORKS AGENCY	1,344,015	3,982,036	1,727,987	1,714,145
PUBLIC WORKS AGENCY, FACILITIES DEVELOPMENT	2,503,696	1,145,573	13,118,872	12,644,272
DEPARTMENT OF GENERAL SERVICES	6,530,856	10,880,413	9,698,186	9,668,186
COUNTY WIDE EQUIPMENT ACQUISITION	976,838		2,160,410	2,143,410
ADVERTISING COUNTY RESOURCES	242,036	264,531	255,240	138,570
INSURANCE	419,803	460,540	567,452	567,452
COUNTY EMPLOYEES BENEFITS	9,274,696	10,523,367		
DEPARTMENT OF THE COUNTY ENGINEER, ENGINEERING DIVISION	1,085,193	1,041,722	1,338,740	1,338,740
TOTAL GENERAL	\$ 34,836,853	\$ 44,620,371	\$ 49,051,147	\$ 48,204,780
PUBLIC PROTECTION				
SUPERIOR COURT	\$ 2,035,345	\$ 2,348,368	\$ 2,536,916	\$ 2,536,916
SUPERIOR COURT, MENTAL HEALTH COUNSELOR	84,069	91,183	108,988	108,988
MUNICIPAL COURT - EL CAJON	573,384	612,316	735,814	735,814
MUNICIPAL COURT - NORTH COUNTY	660,076	726,074	884,151	884,151
MUNICIPAL COURT - SAN DIEGO	3,461,926	3,825,075	4,456,421	4,456,421
JUSTICE COURT, CORONADO	33,743	34,057	51,125	51,125
JUSTICE COURT, FALLBROOK	18,353	20,116	25,113	25,113
JUSTICE COURT, EAST COUNTY	20,791	23,120	25,576	25,576
JUSTICE COURT, NATIONAL	62,879	64,154	84,520	84,520
JUSTICE COURT, RAMONA	26,793	26,146	34,208	34,208
JUSTICE COURT TRIAL JURY EXPENSE	25,334	25,434	29,541	29,541
REVENUE AND RECOVERY			1,130,480	1,130,480
GRAND JURY	65,599	57,128	55,000	55,000
COUNTY CLERK	2,423,138	2,070,473	1,828,301	1,828,301
DISTRICT ATTORNEY	2,477,693	3,204,599	3,880,067	3,880,067
SHERIFF, LAW ENFORCEMENT	7,569,859	8,932,028	11,231,261	11,231,261
SHERIFF, CIVIL BAILIFF	14,205	9,802	17,759	17,759
SAN DIEGO COUNTY MARSHAL	1,563,747	1,752,867	2,126,892	2,126,892
SHERIFF, COUNTY JAIL	533,397	509,558	463,749	463,749
SAN DIEGO COUNTY HONOR CAMPS	2,069,889	2,499,860	3,561,663	3,561,663
PROBATION DEPARTMENT, RANCHO DEL CAMPO	491,248	538,684	626,098	626,098
PROBATION DEPARTMENT, JUVENILE HALL	1,518,690	1,631,483	2,034,595	2,034,595
PROBATION OFFICER, LAS COLINAS	504,704	528,980	641,090	641,090
PROBATION OFFICER	6,787,106	6,586,992	8,278,560	8,278,560
PROBATION OFFICER, SPECIAL SUPERVISION	63,412	1,023,581	1,297,788	1,297,788
PROBATION DEPARTMENT, HILLCREST	584,021	604,943	754,750	754,750
HUMAN RELATIONS COMMISSION	31,500	150,000	185,000	185,000
OFFICE OF SENIOR CITIZENS AFFAIRS	5,876	47,600	79,297	79,297



COUNTY OF SAN DIEGO FINAL BUDGET  
1972-1973  
SUMMARY OF COUNTY BUDGET REQUIREMENTS  
SCHEDULE 5

BUDGET UNIT GROUPED BY FUNCTION	ACTUAL EXPENDITURES 1970-1971	ACTUAL EXPENDITURES 1971-1972	EXPENDITURE ESTIMATES RECOMMENDED 1972-1973	ADOPTED BY THE BOARD OF SUPERVISORS 1972-1973
<b>PUBLIC PROTECTION - CONTINUED</b>				
FIRE PROTECTION	\$ 264,071	\$ 7,236	\$ 351,857	\$ 351,857
FIRE PROTECTION, WATERSHED RESOURCES ADVISORY COMMISSION	19,739	19,688	49,926	49,926
SAN DIEGO COUNTY DEPARTMENT OF AGRICULTURE	682,173	682,050	875,768	875,768
DEPARTMENT OF BUILDING INSPECTION	780,349	895,909	1,088,736	1,088,736
COUNTY VETERINARIAN	383,118	615,422	948,288	948,288
SEALER OF WEIGHTS AND MEASURES	127,141	145,418	178,474	178,474
SAN DIEGO COUNTY GRAZING ADVISORY BOARD	750		12,000	12,000
LOCAL AGENCY FORMATION COMMISSION	41,001	47,777	77,722	77,722
RECORDER	234,496	281,624	366,895	366,895
CORONER	552,436	641,664	764,562	764,562
PUBLIC ADMINISTRATOR	269,220	300,220	351,177	351,177
C.A.O. UNIFIED SAN DIEGO CO CIVIL DEFENSE & DISASTER ORGANIZATION	168,652	184,380	217,074	217,074
FISH AND GAME COMMISSION	6,776	7,218	14,508	14,508
PLANNING DEPARTMENT	1,842,280	2,716,733	2,413,763	2,413,763
<b>TOTAL PUBLIC PROTECTION</b>	<b>\$ 39,078,979</b>	<b>\$ 44,489,960</b>	<b>\$ 54,875,473</b>	<b>\$ 54,875,473</b>
<b>ROADS</b>				
DEPARTMENT OF THE COUNTY ENGINEER	\$ 10,322,803	\$ 12,213,393	\$ 14,690,100	\$ 14,690,100
<b>TOTAL ROADS</b>	<b>\$ 10,322,803</b>	<b>\$ 12,213,393</b>	<b>\$ 14,690,100</b>	<b>\$ 14,690,100</b>
<b>HEALTH AND SANITATION</b>				
DEPARTMENT OF PUBLIC HEALTH, ADMINISTRATION	\$ 3,128,247	\$ 3,675,795	\$ 5,115,122	\$ 5,115,122
DEPARTMENT OF PUBLIC HEALTH - ALCOHOLISM DETOXIFICATION		185,977	387,950	387,950
DEPT. PUBLIC HEALTH-ALCOHOLISM DETOXIFICATION-WOMENS FACILITY			253,543	253,543
DEPARTMENT OF PUBLIC HEALTH, AIR POLLUTION CONTROL	187,613	283,940	579,525	579,525
DEPARTMENT OF PUBLIC HEALTH, ALCOHOLISM CLINIC	207,175	240,691	314,042	314,042
DEPARTMENT OF PUBLIC HEALTH MODEL CITIES - COMP HEALTH CARE		46,301	591,434	591,434
DEPARTMENT OF MEDICAL INSTITUTIONS, COMMUNITY MENTAL HEALTH	7,547,861	5,634,241	9,037,423	9,037,423
DEPARTMENT OF SANITATION & FLOOD CONTROL	3,006,523	5,591,037	5,585,903	5,585,903
<b>TOTAL HEALTH AND SANITATION</b>	<b>\$ 14,077,419</b>	<b>\$ 15,657,982</b>	<b>\$ 21,864,942</b>	<b>\$ 21,864,942</b>
<b>PUBLIC ASSISTANCE</b>				
DEPARTMENT OF PUBLIC HEALTH, CRIPPLED CHILDREN SERVICES	\$ 1,248,292	\$ 1,245,235	\$ 1,532,115	\$ 1,532,115
DEPARTMENT OF PUBLIC HEALTH, MEDICAL CONSULTATIVE SERVICES	63,394			
DEPARTMENT OF PUBLIC WELFARE, ADMINISTRATION	18,254,282	20,182,129	31,236,624	31,236,624
DEPARTMENT OF PUBLIC WELFARE, ADOPTIONS	1,112,452	1,132,924	1,480,126	1,480,126
MODEL CITIES - CHILD CARE PROJECT		6,554	542,853	542,853
DEPARTMENT OF PUBLIC WELFARE, GENERAL RELIEF	1,849,550	2,837,372	3,710,281	3,710,281
DEPARTMENT OF PUBLIC WELFARE, OLD AGE SECURITY	20,565,663	19,966,826	20,020,800	20,020,800
DEPARTMENT OF PUBLIC WELFARE, AID TO BLIND	1,565,575	1,620,913	1,721,280	1,721,280
DEPT OF PUB WEL, AID TO FAMILIES WITH DEP CHILD-FAMILY GROUP	41,803,468	48,195,644	51,744,400	51,994,400
DEPT OF PUB WEL, AID TO FAMILIES WITH DEP CHILD-BOARD HOME INST	3,173,035	3,422,766	3,633,000	3,633,000
DEPARTMENT OF PUBLIC WELFARE, AID TO DISABLED	13,151,954	14,132,028	14,935,200	14,935,200
DEPARTMENT OF PUBLIC WELFARE, SPECIAL SHELTER FUNDS		3,195		
DEPT OF MEDICAL INST, ADMIN, & GENERAL SERVICES	13,388,221	13,459,545	13,232,917	13,232,917
DEPARTMENT OF MEDICAL INSTITUTIONS, S. D. CO - UNIV. HOSP.	123,957CR	103,134CR		
DEPARTMENT OF MEDICAL INSTITUTIONS, EDGEWOOD GERIATRIC HOSPITAL	2,753,310	2,883,236	3,497,919	3,497,919
PROBATION DEPARTMENT, MAINTENANCE OF WARDS	857,782	962,357	1,000,597	1,000,597
VETERANS SERVICE OFFICER	109,967	119,313	155,565	155,565
PUBLIC EMPLOYMENT PROGRAM - TITLE V		202,554	50,670	50,670
PUBLIC EMPLOYMENT PROGRAM - TITLE VI			1,420	1,420
<b>TOTAL PUBLIC ASSISTANCE</b>	<b>\$119,772,988</b>	<b>\$130,269,457</b>	<b>\$148,495,767</b>	<b>\$148,745,767</b>
<b>EDUCATION</b>				
COUNTY LIBRARY	\$ 1,427,509	\$ 1,771,944	\$ 2,204,566	\$ 2,204,566
GOVN T REFERENCE LIBRARY			29,964	29,964
FARM ADVISOR	66,317	67,309	83,156	83,156
SPECIAL SCHOOLS	302,138	480,130	505,840	496,398
<b>TOTAL EDUCATION</b>	<b>\$ 1,795,964</b>	<b>\$ 2,319,383</b>	<b>\$ 2,823,526</b>	<b>\$ 2,814,084</b>
<b>RECREATION AND CULTURAL SERVICES</b>				
DEPARTMENT OF PARKS AND RECREATION	\$ 1,203,220	\$ 1,333,875	\$ 1,543,008	\$ 1,543,008
SAN DIEGO CITY-COUNTY CAMP COMMISSION, HEADQUARTERS & FACILITIES	230,493	261,588		
SAN DIEGO CITY - COUNTY CAMPING	400,249	488,000		
MUSEUMS AND ZOOS	106,575	125,528	134,530	119,430
<b>TOTAL RECREATION AND CULTURAL SERVICES</b>	<b>\$ 1,940,537</b>	<b>\$ 2,208,991</b>	<b>\$ 1,677,538</b>	<b>\$ 1,662,438</b>
<b>DEBT SERVICE</b>				
DEBT SERVICE	\$ 2,994,016	\$ 2,583,973	\$ 2,810,661	\$ 2,460,661
<b>TOTAL DEBT SERVICE</b>	<b>\$ 2,994,016</b>	<b>\$ 2,583,973</b>	<b>\$ 2,810,661</b>	<b>\$ 2,460,661</b>

COUNTY OF SAN DIEGO FINAL BUDGET  
 1972-1973  
 SUMMARY OF COUNTY BUDGET REQUIREMENTS  
 SCHEDULE 5

BUDGET UNIT GROUPED BY FUNCTION	ACTUAL EXPENDITURES 1970-1971	ACTUAL EXPENDITURES 1971-1972	EXPENDITURE ESTIMATES RECOMMENDED 1972-1973	ADOPTED BY THE BOARD OF SUPERVISORS 1972-1973
PUBLIC SERVICE ENTERPRISES				
PUBLIC WORKS AGENCY, SPECIAL AVIATION FUND	\$ 20,000CR	\$ 11,702CR	\$ 113,920	\$ 113,920
TOTAL PUBLIC SERVICE ENTERPRISES	\$ 20,000CR	\$ 11,702CR	\$ 113,920	\$ 113,920
CONTINGENCIES				
GENERAL FUND	\$	\$	\$ 3,000,000	\$ 1,500,000
FISH AND GAME FUND			1,000	1,000
COUNTY LIBRARY FUND			5,000	5,000
TOTAL CONTINGENCIES	\$	\$	\$ 3,006,000	\$ 1,506,000
<b>GRAND TOTAL COUNTY BUDGET</b>	<b>\$224,799,559</b>	<b>\$254,351,808</b>	<b>\$299,409,074</b>	<b>\$296,938,165</b>

COUNTY OF SAN DIEGO FINAL BUDGET  
1972-1973  
SUMMARY OF COUNTY BUDGET REQUIREMENTS  
SCHEDULE 5

BUDGET UNIT GROUPED BY FUNCTION	ACTUAL EXPENDITURES 1970-1971	ACTUAL EXPENDITURES 1971-1972	EXPENDITURE ESTIMATES RECOMMENDED 1972-1973	ADOPTED BY THE BOARD OF SUPERVISORS 1972-1973
SUMMARIZATION				
REANALYSIS BY FUNCTION				
GENERAL	\$ 34,836,853	\$ 44,620,371	\$ 49,051,147	\$ 48,204,780
PUBLIC PROTECTION	39,078,979	44,489,960	54,875,473	54,875,473
ROADS	10,322,803	12,213,393	14,690,100	14,690,100
HEALTH AND SANITATION	14,077,419	15,657,982	21,864,942	21,864,942
PUBLIC ASSISTANCE	119,772,988	130,269,457	148,495,767	148,745,767
EDUCATION	1,795,964	2,319,383	2,823,526	2,814,084
RECREATION AND CULTURAL SERVICES	1,940,537	2,208,991	1,677,538	1,662,438
DEBT SERVICE	2,994,016	2,583,973	2,810,661	2,460,661
PUBLIC SERVICE ENTERPRISES	20,000CR	11,702CR	113,920	113,920
CONTINGENCIES			3,006,000	1,506,000
<b>TOTAL</b>	<b>\$224,799,559</b>	<b>\$254,351,808</b>	<b>\$299,409,074</b>	<b>\$296,938,165</b>
REANALYSIS BY OBJECT OF EXPENDITURE				
SALARIES AND EMPLOYEE BENEFITS	\$ 97,423,826	\$111,563,578	\$146,059,515	\$145,964,786
SERVICE AND SUPPLIES	31,279,767	39,355,213	55,497,447	54,756,867
OTHER CHARGES	104,069,017	109,016,451	115,164,073	115,048,973
FIXED ASSETS	2,396,849	5,699,856	12,530,671	12,510,171
EXPENDITURE TRANSFERS AND REIMBURSEMENTS	10,369,900CR	11,283,290CR	32,848,632CR	32,848,632CR
CONTINGENCIES			3,006,000	1,506,000
<b>TOTAL</b>	<b>\$224,799,559</b>	<b>\$254,351,808</b>	<b>\$299,409,074</b>	<b>\$296,938,165</b>
REANALYSIS BY FUND				
GENERAL	\$209,641,125	\$237,298,982	\$279,557,319	\$277,436,410
GRAZING LANDS	750		12,000	12,000
DEBT SERVICE	2,994,016	2,583,973	2,810,661	2,460,661
FISH AND GAME PROPAGATION	6,776	7,218	15,508	15,508
SAN DIEGO CITY-COUNTY CAMP COMMISSION-CAMPING	426,580	488,000		
ROAD	10,322,803	12,213,393	14,690,100	14,690,100
SPECIAL AVIATION	20,000CR	11,702CR	113,920	113,920
LIBRARY	1,427,509	1,771,944	2,209,566	2,209,566
<b>TOTAL</b>	<b>\$224,799,559</b>	<b>\$254,351,808</b>	<b>\$299,409,074</b>	<b>\$296,938,165</b>

COUNTY OF SAN DIEGO FINAL BUDGET  
1972-1973  
BUDGET UNIT EXPENDITURE DETAIL  
SCHEDULE 6  
FUND - GENERAL-1001

FUNCTION - GENERAL

ACTIVITY - LEGISLATIVE &amp; ADMIN

BUDGET UNIT - 0100 BOARD OF SUPERVISORS

SUB OBJECT ACCOUNT	EXPENDITURE CLASSIFICATION	EXPENDITURES		APPROPRIATIONS	
		ACTUAL EXPENDITURES 1970-1971	ACTUAL EXPENDITURES 1971-1972	EXPENDITURE ESTIMATES RECOMMENDED 1972-1973	ACCEPTED BY THE BOARD OF SUPERVISORS 1972-1973
<b>SALARIES AND EMPLOYEE BENEFITS</b>					
101	SAL & WAGE PERM	\$ 210,669	\$ 252,200	\$ 304,881	\$ 304,881
102	SAL & WAGE NON PM	5,054	8,186	15,000	15,000
160	RETIREMENT CERS			27,429	27,429
165	RETIREMENT DASDI			14,779	14,779
170	EMP GROUP INS			4,692	4,692
175	EMP. COMP. INS.			101	101
190	SALARY SAVINGS			8,715CR	8,715CR
191	FRINGE BEN SAVING			6,523CR	6,523CR
	<b>TOTAL SALARIES AND EMPLOYEE BENEFITS</b>	<b>\$ 215,723</b>	<b>\$ 260,386</b>	<b>\$ 351,644</b>	<b>\$ 351,644</b>
<b>SERVICES AND SUPPLIES</b>					
215	COMMUNICATIONS	\$ 572	\$ 366	\$ 500	\$ 500
225	FOOD	24	18		
230	HOUSEHOLD EXPENSE		8		
280	MAINT EQUIP AUTO		6		
285	MNT EQ OFFICE & C	201	504	600	600
300	MEMBERSHIPS	24,030	24,022		
305	MISCL EXPENSE	4,704	2,786	10,000	10,000
310	OFFICE EXPENSE	7,851	6,648	10,000	10,000
315	PROF & SPEC SERV	145	24,632		
320	PUBL & LEGAL NOTE	24			
330	RENT LEASE EQUIP		29	240	240
340	SPEC DEPT EXPENSE	891	441	1,000	1,000
346	IN-CNTY & NON-TRVEL	13,922	6,225	10,546	10,546
347	TRANS EMP AUTO	553	1,732	3,680	3,680
348	TRANS OTHER	90	175		
	<b>TOTAL SERVICES AND SUPPLIES</b>	<b>\$ 53,007</b>	<b>\$ 67,596</b>	<b>\$ 36,566</b>	<b>\$ 36,566</b>
<b>FIXED ASSETS</b>					
510	EQUIPMENT	\$ 158	\$ 2,128	\$ 5,955	\$ 5,955
<b>NO. QUAN. DESCRIPTION</b>					
1	LOT MINOR EQUIPMENT			\$ 1,965	\$ 1,965
2	4 TYPEWRITER, ELECTRIC			2,150	2,150
3	3 DESK, WOOD EXECUTIVE			420	420
4	1 DESK, WOOD 72 X 30			1,000	1,000
5	3 DESK, TYPEWRITER			420	420
	<b>TOTAL FIXED ASSETS</b>	<b>\$ 158</b>	<b>\$ 2,128</b>	<b>\$ 5,955</b>	<b>\$ 5,955</b>
<b>EXPENDITURE TRANSFERS AND REIMBURSEMENTS</b>					
605	REIMBSD PROJECTS	\$	\$ 1,050CR	\$	\$
	<b>TOTAL EXPENDITURE TRANSFERS AND REIMBURSEMENTS</b>	<b>\$</b>	<b>\$ 1,050CR</b>	<b>\$</b>	<b>\$</b>
	<b>TOTAL DEPARTMENT 0100</b>	<b>\$ 268,888</b>	<b>\$ 329,060</b>	<b>\$ 394,165</b>	<b>\$ 394,165</b>

COUNTY OF SAN DIEGO FINAL BUDGET  
 1972-1973  
 BUDGET UNIT EXPENDITURE DETAIL  
 SCHEDULE 6  
 FUND - GENERAL FUND-1001

FUNCTION - GENERAL

ACTIVITY - LEGISLATIVE AND ADMIN

BUDGET UNIT - 0130 CLERK, BOARD OF SUPERVISORS

SUB OBJECT ACCOUNT	EXPENDITURE CLASSIFICATION	EXPENDITURES		APPROPRIATIONS	
		ACTUAL EXPENDITURES 1970-1971	ACTUAL EXPENDITURES 1971-1972	EXPENDITURE ESTIMATES RECOMMENDED 1972-1973	ADOPTED BY THE BOARD OF SUPERVISORS 1972-1973
<b>SALARIES AND EMPLOYEE BENEFITS</b>					
101	SAL & WAGE PERM	\$ 284,744	\$ 318,763	\$ 353,013	\$ 353,013
102	SAL & WAGE NON PM	8,194	3,511	8,201	8,201
160	RETIREMENT CERS.			29,482	29,482
165	RETIREMENT OASDI			15,488	15,488
170	EMP GROUP INS			7,140	7,140
175	EMP. COMP. INS.			106	106
190	SALARY SAVINGS			19,499CR	19,499CR
<b>TOTAL SALARIES AND EMPLOYEE BENEFITS</b>		<b>\$ 292,938</b>	<b>\$ 322,274</b>	<b>\$ 393,931</b>	<b>\$ 393,931</b>
<b>SERVICES AND SUPPLIES</b>					
285	MNT EQ OFFICE & O	\$ 963	\$ 572	\$ 1,100	\$ 1,100
300	MEMBERSHIPS	25	95	95	95
305	MISCL EXPENSE		15		
310	OFFICE EXPENSE	12,479	13,971	14,500	14,500
315	PROF & SPEC SERV	480	1,212	1,800	1,800
320	PUBL & LEGAL NOTE	41,495	50,872	52,000	52,000
330	RENT LEASE EQUIP	17,131	17,644	23,500	23,500
346	IN-CNTY & NON-TRVEL	192		211	211
347	TRANS EMP AUTO	2,228	2,270	2,500	2,500
<b>TOTAL SERVICES AND SUPPLIES</b>		<b>\$ 74,993</b>	<b>\$ 86,651</b>	<b>\$ 95,706</b>	<b>\$ 95,706</b>
<b>FIXED ASSETS</b>					
510	EQUIPMENT	\$ 4,973	\$ 6,260	\$ 7,110	\$ 7,110
<b>NO. QUAN. DESCRIPTION</b>					
1	LOT MINOR EQUIPMENT			\$ 715	\$ 715
2	4 TYPEWRITERS, ELECTRIC			2,270	2,270
3	1 TAPE RECORDER			350	350
4	1 MICROFILM READER PRINTER			1,800	1,800
5	2 MICROFILM READER			900	900
6	1 OFFSET MASTER MAKER			600	600
7	1 DICTATING MACHINE			475	475
<b>TOTAL FIXED ASSETS</b>		<b>\$ 4,973</b>	<b>\$ 6,260</b>	<b>\$ 7,110</b>	<b>\$ 7,110</b>
<b>EXPENDITURE TRANSFERS AND REIMBURSEMENTS</b>					
605	REIMBRSO PROJECTS	\$	\$ 2,660CR	\$	\$
<b>TOTAL EXPENDITURE TRANSFERS AND REIMBURSEMENTS</b>		<b>\$</b>	<b>\$ 2,660CR</b>	<b>\$</b>	<b>\$</b>
<b>TOTAL DEPARTMENT 0130</b>		<b>\$ 372,904</b>	<b>\$ 412,525</b>	<b>\$ 496,747</b>	<b>\$ 496,747</b>

COUNTY OF SAN DIEGO FINAL BUDGET  
 1972-1973  
 BUDGET UNIT EXPENDITURE DETAIL  
 SCHEDULE 6  
 FUND - GENERAL-1001

FUNCTION - GENERAL

ACTIVITY - LEGIS. AND ADMIN.

BUDGET UNIT - 0140 CENTRAL RECORDS SERVICE

SUB OBJECT ACCOUNT	EXPENDITURE CLASSIFICATION	EXPENDITURES		APPROPRIATIONS	
		ACTUAL EXPENDITURES 1970-1971	ACTUAL EXPENDITURES 1971-1972	EXPENDITURE ESTIMATES RECOMMENDED 1972-1973	ACCEPTED BY THE BOARD OF SUPERVISORS 1972-1973
SALARIES AND EMPLOYEE BENEFITS					
101 SAL & WAGE PERM		\$ 48,835	\$	\$	\$
<b>TOTAL SALARIES AND EMPLOYEE BENEFITS</b>		<b>\$ 48,835</b>	<b>\$</b>	<b>\$</b>	<b>\$</b>
SERVICES AND SUPPLIES					
285 MNT EQ OFFICE & O		\$ 633	\$	\$	\$
300 MEMBERSHIPS		20			
310 OFFICE EXPENSE		278			
330 RENT LEASE EQUIP		1,512			
340 SPEC DEPT EXPENSE		9,496			
<b>TOTAL SERVICES AND SUPPLIES</b>		<b>\$ 11,939</b>	<b>\$</b>	<b>\$</b>	<b>\$</b>
EXPENDITURE TRANSFERS AND REIMBURSEMENTS					
500 COSTS APPLIED		\$ 1,817CR	\$	\$	\$
<b>TOTAL EXPENDITURE TRANSFERS AND REIMBURSEMENTS</b>		<b>\$ 1,817CR</b>	<b>\$</b>	<b>\$</b>	<b>\$</b>
<b>TOTAL DEPARTMENT 0140</b>		<b>\$ 58,957</b>	<b>\$</b>	<b>\$</b>	<b>\$</b>

COUNTY OF SAN DIEGO FINAL BUDGET

BUDGET UNIT EXPENDITURE DETAIL  
 1972-1973  
 SCHEDULE 6  
 FUND - GENERAL-1001

FUNCTION - GENERAL

ACTIVITY - LEGISLATIVE & ADMIN

BUDGET UNIT - 0200 CHIEF ADMINISTRATIVE OFFICER

SUB OBJECT ACCOUNT	EXPENDITURE CLASSIFICATION	EXPENDITURES		EXPENDITURE	APPROPRIATIONS
		ACTUAL EXPENDITURES 1970-1971	ACTUAL EXPENDITURES 1971-1972	ESTIMATES RECOMMENDED 1972-1973	ACCEPTED BY THE BOARD OF SUPERVISORS 1972-1973
<b>SALARIES AND EMPLOYEE BENEFITS</b>					
101 SAL & WAGE PERM		\$ 528,258	\$ 415,406	\$ 155,430	\$ 155,430
102 SAL & WAGE NON PM		86,520	44,670	7,599	7,599
160 RETIREMENT CERS				14,512	14,512
165 RETIREMENT GASDI				7,881	7,881
170 EMP GROUP INS				1,632	1,632
175 EMP. COMP. INS.				58	58
191 FRINGE BEN. SAVING				3,252CR	3,252CR
<b>TOTAL SALARIES AND EMPLOYEE BENEFITS</b>		<b>\$ 614,778</b>	<b>\$ 460,376</b>	<b>\$ 183,860</b>	<b>\$ 183,860</b>
<b>SERVICES AND SUPPLIES</b>					
215 COMMUNICATIONS		\$ 12	\$ 2,605	\$	\$
285 MNT EQ OFFICE & O		407	385		
290 MNT STR IMP & GRN			578		
300 MEMBERSHIPS		575	701	600	600
305 MISCL EXPENSE		54	11,151	500	500
310 OFFICE EXPENSE		7,131	7,257	4,535	4,535
315 PROF & SPEC SERV			62,975		
325 RENT STR IMP GRND			1,905		
330 RENT LEASE EQUIP		4,920	4,055		
340 SPEC DEPT EXPENSE		29,007	31,623		
346 IN-CNTY & NON-TRVEL		3,519	8,840	1,829	1,829
347 TRANS EMP AUTO		3,081	3,956	1,250	1,250
348 TRANS OTHER		3	286		
<b>TOTAL SERVICES AND SUPPLIES</b>		<b>\$ 48,709</b>	<b>\$ 136,357</b>	<b>\$ 8,714</b>	<b>\$ 8,714</b>
<b>FIXED ASSETS</b>					
510 EQUIPMENT		\$ 13,621	\$ 5,874	\$ 1,990	\$ 1,990
<b>NO. QUAN. DESCRIPTION</b>					
1	LOT MINOR EQUIP			\$ 390	\$ 390
2	2 DESKS, EXEC			600	600
3	2 CREDENZAS			500	500
4	1 CALCULATOR			500	500
<b>TOTAL FIXED ASSETS</b>		<b>\$ 13,621</b>	<b>\$ 5,874</b>	<b>\$ 1,990</b>	<b>\$ 1,990</b>
<b>EXPENDITURE TRANSFERS AND REIMBURSEMENTS</b>					
600 COSTS APPLIED		\$	\$ 6,111CR	\$	\$
605 REIMBSD PROJECTS		\$	\$ 9,752CR	\$	\$
<b>TOTAL EXPENDITURE TRANSFERS AND REIMBURSEMENTS</b>		<b>\$</b>	<b>\$ 15,863CR</b>	<b>\$</b>	<b>\$</b>
<b>TOTAL DEPARTMENT 0200</b>		<b>\$ 677,108</b>	<b>\$ 586,744</b>	<b>\$ 194,564</b>	<b>\$ 194,564</b>

CCOUNTY OF SAN DIEGO FINAL BUDGET  
 1972-1973  
 BUDGET UNIT EXPENDITURE DETAIL  
 SCHEDULE 6  
 FUND - GENERAL-1001

FUNCTION - GENERAL

ACTIVITY - LEGISLATIVE &amp; ADMIN.

BUDGET UNIT - 0210 C.A.O. - PUBLIC INFORMATION

SUB OBJECT ACCOUNT	EXPENDITURE CLASSIFICATION	EXPENDITURES		APPROPRIATIONS	
		ACTUAL EXPENDITURES 1970-1971	ACTUAL EXPENDITURES 1971-1972	EXPENDITURE ESTIMATES RECOMMENDED 1972-1973	ACCEPTED BY THE BOARD OF SUPERVISORS 1972-1973
SALARIES AND EMPLOYEE BENEFITS					
101	SAL & WAGE PERM	\$	\$	\$ 77,773	\$ 77,773
102	SAL & WAGE NON PM			2,860	2,860
160	RETIREMENT CERS			7,148	7,148
165	RETIREMENT QASDI			3,809	3,809
170	EMP GROUP INS			1,224	1,224
175	EMP. COMP. INS.			26	26
191	FRINGE BEN SAVING			3,566CR	3,566CR
	<b>TOTAL SALARIES AND EMPLOYEE BENEFITS</b>	\$	\$	\$ 89,274	\$ 89,274
SERVICES AND SUPPLIES					
215	COMMUNICATIONS	\$	\$	\$ 1,400	\$ 1,400
300	MEMBERSHIPS			146	146
305	MISCL EXPENSE			500	500
315	PROF & SPEC SERV			75,386	75,386
340	SPEC DEPT EXPENSE			3,500	3,500
346	IN-CNTY & NON-TRVEL			1,104	1,104
347	TRANS EMP AUTO			2,500	2,500
	<b>TOTAL SERVICES AND SUPPLIES</b>	\$	\$	\$ 84,536	\$ 84,536
FIXED ASSETS					
510	EQUIPMENT	\$	\$	\$ 13,237	\$ 13,237
NO. QUAN. DESCRIPTION					
1	LOT	MINOR EQUIPMENT		\$ 2,265	\$ 2,265
2	1	SLIDE DUPLICATOR		535	535
3	1	COPY CAMERA W/ACCESSORY		900	900
4	1	35 MM CAMERA		310	310
5	1	F2.8 CAMERA LENS		257	257
6	1	ELECTRONIC FLASH METER		130	130
7	2	35 MM SLIDE PROJ.			
8	1	35 MM AUDIO VISUAL PROGRAMMER			
9	1	TAPE RECORDER		220	220
10	1	SPEAKER			
11	1	MOBILE PROJ STAND		200	200
12	9	PROJECTION SCREENS		2,450	2,450
13	20	FILMSTRIP PROJECTORS		4,800	4,800
14	3	TYPEWRITERS		750	750
15	3	DESKS		420	420
		<b>TOTAL FIXED ASSETS</b>	\$	\$ 13,237	\$ 13,237
		<b>TOTAL DEPARTMENT 0210</b>	\$	\$ 187,047	\$ 187,047



COUNTY OF SAN DIEGO FINAL BUDGET  
 1972-1973  
 BUDGET UNIT EXPENDITURE DETAIL  
 SCHEDULE 6  
 FUND - GENERAL-1001

FUNCTION - GENERAL

ACTIVITY - LEGISLATIVE & ADMIN.

BUDGET UNIT - 0220 C.A.O. - LEGISLATIVE PROGRAM

SUB OBJECT ACCOUNT	EXPENDITURE CLASSIFICATION	EXPENDITURES		APPROPRIATIONS	
		ACTUAL EXPENDITURES 1970-1971	ACTUAL EXPENDITURES 1971-1972	EXPENDITURE ESTIMATES RECOMMENDED 1972-1973	ADOPTED BY THE BOARD OF SUPERVISORS 1972-1973
<b>SALARIES AND EMPLOYEE BENEFITS</b>					
101	SAL & WAGE PERM	\$	\$	\$ 79,819	\$ 79,819
102	SAL & WAGE NON PM			11,727	11,727
160	RETIREMENT CERS			7,296	7,296
165	RETIREMENT CASDI			4,367	4,367
170	EMP GROUP INS			1,020	1,020
175	EMP. COMP. INS.			32	32
191	FRINGE BEN SAVING			13,461	13,461
	<b>TOTAL SALARIES AND EMPLOYEE BENEFITS</b>	\$	\$	\$ 90,800	\$ 90,800
<b>SERVICES AND SUPPLIES</b>					
215	COMMUNICATIONS	\$	\$	\$ 3,000	\$ 3,000
315	PROF & SPEC SERV			78,511	78,511
340	SPEC DEPT EXPENSE			19,100	19,100
346	IN-CNTY & NON-TRVEL			5,977	5,977
	<b>TOTAL SERVICES AND SUPPLIES</b>	\$	\$	\$ 106,588	\$ 106,588
<b>FIXED ASSETS</b>					
510	EQUIPMENT	\$	\$	\$ 220	\$ 220
<b>NO. QUAN. DESCRIPTION</b>					
1	LOT MINOR EQUIP			\$ 220	\$ 220
2	1 DESK, EXEC.				
3	1 DESK, SEC				
4	1 TYPEWRITER, ELECT				
	<b>TOTAL FIXED ASSETS</b>	\$	\$	\$ 220	\$ 220
	<b>TOTAL DEPARTMENT 0220</b>	\$	\$	\$ 197,608	\$ 197,608

COUNTY OF SAN DIEGO FINAL BUDGET  
 1972-1973  
 BUDGET UNIT EXPENDITURE DETAIL  
 SCHEDULE 6  
 FUND - GENERAL-1001

FUNCTION - GENERAL

ACTIVITY - LEGISLATIVE &amp; ADMINISTRATION

BUDGET UNIT - 0230 C.A.O. - CRIMINAL JUSTICE PLANNING

SUB OBJECT ACCOUNT	EXPENDITURE CLASSIFICATION	EXPENDITURES		APPROPRIATIONS	
		ACTUAL EXPENDITURES 1970-1971	ACTUAL EXPENDITURES 1971-1972	EXPENDITURE ESTIMATES RECOMMENDED 1972-1973	ACCEPTED BY THE BOARD OF SUPERVISORS 1972-1973
SALARIES AND EMPLOYEE BENEFITS					
101	SAL & WAGE PERM	\$	\$	\$ 67,511	\$ 67,511
102	SAL & WAGE NON PM			12,337	12,337
160	RETIREMENT CERS			6,102	6,102
165	RETIREMENT OASDI			3,689	3,689
170	EMP GROUP INS			1,020	1,020
175	EMP. COMP. INS.			29	29
191	FRINGE BEN SAVING			1,566	1,566
	TOTAL SALARIES AND EMPLOYEE BENEFITS	\$	\$	\$ 89,122	\$ 89,122
SERVICES AND SUPPLIES					
215	COMMUNICATIONS	\$	\$	\$ 1,800	\$ 1,800
310	OFFICE EXPENSE			5,952	5,952
315	PROF & SPEC SERV			78,000	78,000
330	RENT LEASE EQUIP			1,500	1,500
340	SPEC DEPT EXPENSE			1,000	1,000
346	IN-CNTY & NON-TRVEL			3,115	3,115
347	TRANS EMP AUTO			1,000	1,000
	TOTAL SERVICES AND SUPPLIES	\$	\$	\$ 92,367	\$ 92,367
FIXED ASSETS					
510	EQUIPMENT	\$	\$	\$ 4,514	\$ 4,514
NO. QUAN. DESCRIPTION					
1	LOT				
2	3	MISC EQUIPMENT		\$ 2,226	\$ 2,226
3	4	DESK		595	595
4	1	CREDENZA		523	523
5	1	CONF. TABLE		170	170
6	1	CALCULATOR, ELECT.		500	500
6	1	TYPEWRITER, ELECT.		500	500
	TOTAL FIXED ASSETS	\$	\$	\$ 4,514	\$ 4,514
	TOTAL DEPARTMENT 0230	\$	\$	\$ 186,003	\$ 186,003

COUNTY OF SAN DIEGO FINAL BUDGET  
 1972-1973  
 BUDGET UNIT EXPENDITURE DETAIL  
 SCHEDULE 6  
 FUND - GENERAL-1001

FUNCTION - GENERAL

ACTIVITY - LEGISLATIVE & ADMIN.

BUDGET UNIT - 0240 C. P. O. - ADMINISTRATION

SUB OBJECT ACCOUNT	EXPENDITURE CLASSIFICATION	EXPENDITURES		APPROPRIATIONS	
		ACTUAL EXPENDITURES 1970-1971	ACTUAL EXPENDITURES 1971-1972	EXPENDITURE ESTIMATES RECOMMENDED 1972-1973	ADOPTED BY THE BOARD OF SUPERVISORS 1972-1973
<b>SALARIES AND EMPLOYEE BENEFITS</b>					
101	SAL & WAGE PERM	\$	\$	\$ 29,131	\$ 29,131
160	RETIREMENT CERS			2,411	2,411
165	RETIREMENT OASDI			1,237	1,237
170	EMP GROUP INS			408	408
175	EMP. COMP. INS.			22	22
190	SALARY SAVINGS			1,751CR	1,751CR
191	FRINGE BEN SAVING			583CR	583CR
<b>TOTAL SALARIES AND EMPLOYEE BENEFITS</b>		\$	\$	\$ 30,875	\$ 30,875
<b>SERVICES AND SUPPLIES</b>					
300	MEMBERSHIPS	\$	\$	\$ 500	\$ 500
305	MISCL EXPENSE			2,000	2,000
310	OFFICE EXPENSE			1,730	1,730
315	PROF & SPEC SERV			2,000	2,000
330	RENT LEASE EQUIP			1,000	1,000
340	SPEC DEPT EXPENSE			2,667	2,667
346	IN-CNTY & NON-TRVEL			2,183	2,183
347	TRANS EMP AUTO			250	250
<b>TOTAL SERVICES AND SUPPLIES</b>		\$	\$	\$ 12,330	\$ 12,330
<b>TOTAL DEPARTMENT 0240</b>		\$	\$	\$ 43,205	\$ 43,205

COUNTY OF SAN DIEGO FINAL BUDGET  
 1972-1973  
 BUDGET UNIT EXPENDITURE DETAIL  
 SCHEDULE 6  
 FUND - GENERAL-1001

FUNCTION - GENERAL

ACTIVITY - LEGISLATIVE &amp; ADMIN

BUDGET UNIT - 0241 C. P. O. - DIRECT PROGRAM COSTS

SUB OBJECT ACCOUNT	EXPENDITURE CLASSIFICATION	EXPENDITURES		APPROPRIATIONS	
		ACTUAL EXPENDITURES 1970-1971	ACTUAL EXPENDITURES 1971-1972	EXPENDITURE ESTIMATES RECOMMENDED 1972-1973	ADOPTED BY THE BOARD OF SUPERVISORS 1972-1973
SALARIES AND EMPLOYEE BENEFITS					
SALARIES AND EMPLOYEE BENEFITS					
101 SAL & WAGE PERM		\$	\$	\$ 151,532	\$ 151,532
102 SAL & WAGE NON PM				5,200	5,200
160 RETIREMENT CERS				13,880	13,880
165 RETIREMENT QASDI				7,366	7,366
170 EMP GROUP INS				2,210	2,210
175 EMP. COMP. INS.				130	130
190 SALARY SAVINGS				2,351CR	2,351CR
191 FRINGE BEN SAVING				3,135CR	3,135CR
<b>TOTAL SALARIES AND EMPLOYEE BENEFITS</b>		\$	\$	\$ 174,832	\$ 174,832
SERVICES AND SUPPLIES					
305 MISCL EXPENSE		\$	\$	\$ 4,244	\$ 4,244
340 SPEC DEPT EXPENSE				192,208	192,208
<b>TOTAL SERVICES AND SUPPLIES</b>		\$	\$	\$ 196,452	\$ 196,452
<b>TOTAL DEPARTMENT 0241</b>		\$	\$	\$ 371,284	\$ 371,284

COUNTY OF SAN DIEGO FINAL BUDGET  
 1972-1973  
 BUDGET UNIT EXPENDITURE DETAIL  
 SCHEDULE 6  
 FUND - GENERAL FUND-1001

FUNCTION - GENERAL

ACTIVITY - LEGISLATIVE AND ADMIN

BUDGET UNIT - 0250 GENERAL ADMINISTRATION, SPECIAL PROJECTS

SUB OBJECT ACCOUNT	EXPENDITURE CLASSIFICATION	EXPENDITURES		APPROPRIATIONS	
		ACTUAL EXPENDITURES 1970-1971	ACTUAL EXPENDITURES 1971-1972	EXPENDITURE ESTIMATES RECOMMENDED 1972-1973	ADOPTED BY THE BOARD OF SUPERVISORS 1972-1973
SERVICES AND SUPPLIES					
215 COMMUNICATIONS		\$ 1,167	\$ 277	\$	\$
300 MEMBERSHIPS		1,000			
305 MISCL EXPENSE		14,584	3,562		
310 OFFICE EXPENSE		2,242	273		
315 PROF & SPEC SERV		100,251	20,697		
325 RENT STR IMP GRND			144		
330 RENT LEASE EQUIP			128		
340 SPEC DEPT EXPENSE		2,841	77,872	109,500	79,500
P01 COMMUNITY ADVOCATE				\$	\$
P02 TRANSPORTATION AGENCY				20,000	
P03 ANIMAL SPAY CLINIC					
P04 DRUG EDUCATION PROGRAM					
P05 INTER-GOVERNMENTAL MEETINGS				10,000	
P06 MEMBERSHIPS				34,000	34,000
P07 INDEPENDENT AUDIT				45,500	45,500
346 IN-CNTY & NON-TRVEL		21,110	1,512		
348 TRANS OTHER		248	60		
TOTAL SERVICES AND SUPPLIES		\$ 143,443	\$ 104,526	\$ 109,500	\$ 79,500
TOTAL DEPARTMENT 0250		\$ 143,443	\$ 104,526	\$ 109,500	\$ 79,500

COUNTY OF SAN DIEGO FINAL BUDGET  
 1972-1973  
 BUDGET UNIT EXPENDITURE DETAIL  
 SCHEDULE 6  
 FUND - GENERAL-1001

FUNCTION - GENERAL

ACTIVITY - ADMINISTRATIVE

BUDGET UNIT - 0260 HUMAN RESOURCES AGENCY

SUB OBJECT ACCOUNT	EXPENDITURE CLASSIFICATION	EXPENCITURES		APPROPRIATIONS	
		ACTUAL EXPENDITURES 1970-1971	ACTUAL EXPENDITURES 1971-1972	EXPENDITURE ESTIMATES RECOMMENDED 1972-1973	ACCPTEC BY THE BOARD OF SUPERVISGRS 1972-1973
<b>SALARIES AND EMPLOYEE BENEFITS</b>					
<b>SALARIES AND EMPLOYEE BENEFITS</b>					
101	SAL & WAGE PERM	\$	\$ 74,646	\$ 122,469	\$ 122,469
102	SAL & WAGE NON PM		123,898	12,060	12,060
160	RETIREMENT CERS			10,638	10,638
165	RETIREMENT OASDI			4,028	4,028
170	EMP GROUP INS			1,428	1,428
175	EMP. COMP. INS.			203	203
191	FRINCE BEN SAVING			2,091CR	2,091CR
	<b>TOTAL SALARIES AND EMPLOYEE BENEFITS</b>	\$	\$ 198,544	\$ 148,735	\$ 148,735
<b>SERVICES AND SUPPLIES</b>					
215	COMMUNICATIONS	\$	\$ 3		
305	MISCL EXPENSE		290		
310	OFFICE EXPENSE		3,111	2,752	2,752
315	PROF & SPEC SERV	35,050	69,011	118,451	118,451
PC1	DOCR OF HOPE			\$ 5,500	\$ 5,500
P02	EPISCOPAL COMMUNITY SERVICE			7,100	7,100
P03	PRISONER REHABILITATION PROGRAM			29,068	29,068
P04	THE BRIDGE			38,796	38,796
P05	PRCJECT OZ			37,987	37,987
330	RENT LEASE EQUIP			1,050	1,050
340	SPEC DEPT EXPENSE		500	1,000	1,000
346	IN-CNTY & NON-TRVEL		2,963	1,406	1,406
347	TRANS EMP AUTO		4,466	1,900	1,900
	<b>TOTAL SERVICES AND SUPPLIES</b>	\$ 35,050	\$ 80,344	\$ 126,559	\$ 126,559
<b>OTHER CHARGES</b>					
453	CONTR OTHER AGENC	\$	\$ 1,250	\$	\$
	<b>TOTAL OTHER CHARGES</b>	\$	\$ 1,250	\$	\$
<b>FIXED ASSETS</b>					
510	EQUIPMENT	\$	\$ 16,443	\$ 3,055	\$ 3,055
<b>NO. QUAN. DESCRIPTION</b>					
1	LOT MINOR EQUIPMENT			\$ 1,655	\$ 1,655
2	3 DESK			420	420
3	1 ELECTRONIC CALCULATOR			660	660
4	1 SOFA			320	320
	<b>TOTAL FIXED ASSETS</b>	\$	\$ 16,443	\$ 3,055	\$ 3,055
<b>EXPENDITURE TRANSFERS AND REIMBURSEMENTS</b>					
600	COSTS APPLIED	\$	\$ 12,07CCR	\$	\$
605	REIMPSD PROJECTS		130,47RCR		
	<b>TOTAL EXPENDITURE TRANSFERS AND REIMBURSEMENTS</b>	\$	\$ 142,54RCR	\$	\$
	<b>TOTAL DEPARTMENT 0260</b>	\$ 35,050	\$ 154,033	\$ 278,349	\$ 278,349

COUNTY OF SAN DIEGO FINAL BUDGET  
 1972-1973  
 BUDGET UNIT EXPENDITURE DETAIL  
 SCHEDULE 6  
 FUND - GENERAL-1001

FUNCTION - GENERAL

ACTIVITY - LEGISLATIVE AND ADMIN

BUDGET UNIT - 0265 PROGRAM DEVELOPMENT AGENCY

SUB OBJECT ACCGUNT	EXPENDITURE CLASSIFICATION	EXPENCITURES		APPROPRIATIONS	
		ACTUAL EXPENCITURES 1970-1971	ACTUAL EXPENCITURES 1971-1972	EXPENCITURE ESTIMATES RECOMMENDED 1972-1973	ACCPTEC BY THE BOARD OF SUPERVISORS 1972-1973
<b>SALARIES AND EMPLOYEE BENEFITS</b>					
101	SAL & WAGE PERM	\$ 53,513	\$ 200,218	\$ 268,928	\$ 268,928
102	SAL & WAGE NON PM		27,836	6,500	6,500
160	RETIREMENT CERS			24,100	24,100
165	RETIREMENT CASDI			12,800	12,800
170	EMP GROUP INS			3,700	3,700
175	EMP. COMP. INS.			260	260
190	SALARY SAVINGS			10,274CR	10,274CR
191	FRINGE BEN SAVING			5,642CR	5,642CR
	<b>TOTAL SALARIES AND EMPLOYEE BENEFITS</b>	<b>\$ 53,513</b>	<b>\$ 228,154</b>	<b>\$ 300,372</b>	<b>\$ 300,372</b>
<b>SERVICES AND SUPPLIES</b>					
280	MAINT EQUIP AUTO			500	500
305	MISCL EXPENSE			900	900
310	OFFICE EXPENSE			7,366	7,366
330	RENT LEASE EQUIP			4,400	4,400
346	IN-CNTY & NON-TRVEL			703	703
347	TRANS EMP AUTO			3,800	3,800
	<b>TOTAL SERVICES AND SUPPLIES</b>	<b>\$</b>	<b>\$</b>	<b>\$ 17,669</b>	<b>\$ 17,669</b>
<b>FIXED ASSETS</b>					
510	EQUIPMENT		670	2,700	2,700
<b>NO. QUAN. DESCRIPTION</b>					
1	LOT MINOR EQUIPMENT			\$ 1,950	\$ 1,850
2	3 DESKS, EXEC.			600	600
3	1 TAPE RECORDER			250	250
	<b>TOTAL FIXED ASSETS</b>	<b>\$</b>	<b>\$ 670</b>	<b>\$ 2,700</b>	<b>\$ 2,700</b>
<b>EXPENDITURE TRANSFERS AND REIMBURSEMENTS</b>					
600	COSTS APPLIED		1,217CR		
605	REIMBSD PROJECTS		23,766CR		
	<b>TOTAL EXPENDITURE TRANSFERS AND REIMBURSEMENTS</b>	<b>\$</b>	<b>\$ 24,983CR</b>	<b>\$</b>	<b>\$</b>
	<b>TOTAL DEPARTMENT 0265</b>	<b>\$ 53,513</b>	<b>\$ 203,841</b>	<b>\$ 320,741</b>	<b>\$ 320,741</b>

COUNTY OF SAN DIEGO FINAL BUDGET  
 1972-1973  
 BUDGET UNIT EXPENDITURE DETAIL  
 SCHEDULE 6  
 FUND - GENERAL-1001

FUNCTION - GENERAL

ACTIVITY - LEGISLATIVE &amp; ADMIN

BUDGET UNIT - 0270 ENVIRONMENTAL DEVELOPMENT AGENCY

SUB OBJECT ACCOUNT	EXPENDITURE CLASSIFICATION	EXPENDITURES		APPROPRIATIONS	
		ACTUAL EXPENDITURES 1970-1971	ACTUAL EXPENDITURES 1971-1972	EXPENDITURE ESTIMATES RECOMMENDED 1972-1973	ACCEPTED BY THE BOARD OF SUPERVISORS 1972-1973
<b>SALARIES AND EMPLOYEE BENEFITS</b>					
101 SAL & WAGE PERM		\$ 12,105	\$ 234,478	\$ 246,625	\$ 246,625
102 SAL & WAGE NON PM		8,624	207,716	151,597	151,597
160 RETIREMENT CERS				22,263	22,263
165 RETIREMENT DASDI				19,653	19,653
170 EMP GROUP INS				4,080	4,080
175 EMP. COMP. INS.				348	348
191 FRINGE BEN SAVING				8,836CR	8,836CR
<b>TOTAL SALARIES AND EMPLOYEE BENEFITS</b>		<b>\$ 20,729</b>	<b>\$ 442,194</b>	<b>\$ 435,730</b>	<b>\$ 435,730</b>
<b>SERVICES AND SUPPLIES</b>					
215 COMMUNICATIONS			\$ 27		
280 MAINT EQUIP ALTO			1,754		
285 MNT EQ OFFICE & C			57		
291 MNT STR IMP & GRN			296,203		
300 MEMBERSHIPS			2,500		
305 MISCL EXPENSE			5,287		
310 OFFICE EXPENSE			2,630	1,396	1,396
315 PROF & SPEC SERV			290,225	517,855	517,855
320 PUBL & LEGAL NOTE			200		
330 RENT LEASE EQUIP			2,590		
340 SPEC DEPT EXPENSE		7,500	51,430	4,000	4,000
346 IN-CNTY & NON-TRVEL			17,647	12,770	12,770
347 TRANS EMP AUTO			483	2,880	2,880
<b>TOTAL SERVICES AND SUPPLIES</b>		<b>\$ 7,500</b>	<b>\$ 671,033</b>	<b>\$ 538,901</b>	<b>\$ 538,901</b>
<b>OTHER CHARGES</b>					
453 CONTR OTHER AGENC		\$ 49,582	\$ 41,375	\$ 17,000	\$ 17,000
<b>TOTAL OTHER CHARGES</b>					
P01 WAR CN LITTER				\$ 7,000	\$ 7,000
P02 SAN DIEGO C OF C ECONOMIC RESEAR				10,000	10,000
<b>TOTAL OTHER CHARGES</b>		<b>\$ 49,582</b>	<b>\$ 41,375</b>	<b>\$ 17,000</b>	<b>\$ 17,000</b>
<b>FIXED ASSETS</b>					
510 EQUIPMENT			\$ 52,225	\$ 10,493	\$ 10,493
<b>NO. QUAN. DESCRIPTION</b>					
1	LOT MINOR EQUIPMENT			\$ 3,673	\$ 3,673
2	14 DESK			2,200	2,200
3	7 TYPEWRITER, ELEC.			4,200	4,200
4	3 CREDENZA			420	420
5	1 PROJECTOR, SLIDE				
6	1 ADDRESSING MACHINE				
<b>TOTAL FIXED ASSETS</b>		<b>\$</b>	<b>\$ 52,225</b>	<b>\$ 10,493</b>	<b>\$ 10,493</b>
<b>EXPENDITURE TRANSFERS AND REIMBURSEMENTS</b>					
605 REIMPSD PROJECTS			\$ 42,760CR		
<b>TOTAL EXPENDITURE TRANSFERS AND REIMBURSEMENTS</b>		<b>\$</b>	<b>\$ 42,760CR</b>	<b>\$</b>	<b>\$</b>
<b>TOTAL DEPARTMENT 0270</b>		<b>\$ 77,811</b>	<b>\$ 1,164,067</b>	<b>\$ 1,002,124</b>	<b>\$ 1,002,124</b>



COUNTY OF SAN DIEGO FINAL BUDGET  
 1972-1973  
 BUDGET UNIT EXPENDITURE DETAIL  
 SCHEDULE 6  
 FUND - GENERAL-1001

FUNCTION - GENERAL

ACTIVITY - FINANCE

BUDGET UNIT - 0280 FISCAL AGENCY

SUB OBJECT ACCOUNT	EXPENDITURE CLASSIFICATION	EXPENCITURES		EXPENDITURE	APPROPRIATIONS
		ACTUAL EXPENDITURES 1970-1971	ACTUAL EXPENDITURES 1971-1972	ESTIMATES RECOMMENDED 1972-1973	ACCEPTED BY THE BOARD OF SUPERVISORS 1972-1973
<b>SALARIES AND EMPLOYEE BENEFITS</b>					
101	SAL & WAGE PERM	\$	\$ 6,440	\$ 51,967	\$ 51,967
102	SAL & WAGE NON PM			3,454	3,454
160	RETIREMENT CERS			4,875	4,875
165	RETIREMENT OASDI			2,537	2,537
170	EMP GROUP INS			629	629
175	EMP. COMP. INS.			36	36
191	FRINGE BEN SAVING			1,242	1,242
	<b>TOTAL SALARIES AND EMPLOYEE BENEFITS</b>	\$	\$ 6,440	\$ 62,256	\$ 62,256
<b>SERVICES AND SUPPLIES</b>					
300	MEMBERSHIPS	\$	\$	\$ 25	\$ 25
310	OFFICE EXPENSE		142	4,165	4,165
340	SPEC DEPT EXPENSE			15,000	15,000
346	IN-CNTY & NON-TRVEL			235	235
348	TRANS OTHER			2,500	2,500
	<b>TOTAL SERVICES AND SUPPLIES</b>	\$	\$ 142	\$ 21,925	\$ 21,925
<b>FIXED ASSETS</b>					
510	EQUIPMENT	\$	\$	\$ 500	\$ 500
<b>NO. QUAN. DESCRIPTION</b>					
1	LOT MINOR EQUIPMENT			\$ 300	\$ 300
2	1 DESK			200	200
	<b>TOTAL FIXED ASSETS</b>	\$	\$	\$ 500	\$ 500
	<b>TOTAL DEPARTMENT 0280</b>	\$	\$ 6,582	\$ 84,681	\$ 84,681

COUNTY OF SAN DIEGO FINAL BUDGET  
 1972-1973  
 BUDGET UNIT EXPENDITURE DETAIL  
 SCHEDULE 6  
 FUND - GENERAL-1001

FUNCTION - HEALTH & SANITATION

ACTIVITY - HEALTH

BUDGET UNIT - 0285 HEALTH CARE AGENCY

SUB OBJECT ACCOUNT	EXPENDITURE CLASSIFICATION	EXPENCITURES		APPROPRIATIONS	
		ACTUAL EXPENDITURES 1970-1971	ACTUAL EXPENDITURES 1971-1972	EXPENDITURE ESTIMATES RECOMMENDED 1972-1973	ADOPTED BY THE BOARD OF SUPERVISORS 1972-1973
<b>SALARIES AND EMPLOYEE BENEFITS</b>					
101	SAL & WAGE PERM	\$	\$ 25,892	\$ 194,181	\$ 194,181
102	SAL & WAGE NON PM		13,541	51,499	51,495
160	RETIREMENT CERS			16,263	16,263
165	RETIREMENT OASDI			8,778	8,778
170	EMP GROUP INS			2,601	2,601
175	EMP. COMP. INS.			351	351
191	FRINGE BEN SAVING			4,485CR	4,485CR
	<b>TOTAL SALARIES AND EMPLOYEE BENEFITS</b>	\$	\$ 39,433	\$ 269,188	\$ 269,188
<b>SERVICES AND SUPPLIES</b>					
285	MNT EQ OFFICE & C	\$	\$ 11	\$ 250	\$ 250
295	MED DENTAL & LAB			10	10
300	MEMBERSHIPS			200	200
305	MISCL EXPENSE		182		
310	OFFICE EXPENSE		1,157	4,986	4,986
315	PROF & SPEC SERV		3,420	50,000	50,000
330	RENT LEASE EQUIP		373	2,700	2,700
340	SPEC DEPT EXPENSE		3,534	402,651	402,651
346	IN-CNTY & NON-TRVEL		1,795	3,446	3,446
347	TRANS EMP AUTO		83	6,000	6,000
	<b>TOTAL SERVICES AND SUPPLIES</b>	\$	\$ 10,555	\$ 470,243	\$ 470,243
<b>OTHER CHARGES</b>					
453	CONTR OTHER AGENC	\$	\$	\$ 228,000	\$ 228,000
	PO1 COMP HLTH PLG			\$ 36,000	\$ 36,000
	PO2 DRG PRO AGENC			192,000	192,000
	<b>TOTAL OTHER CHARGES</b>	\$	\$	\$ 228,000	\$ 228,000
<b>FIXED ASSETS</b>					
510	EQUIPMENT	\$	\$ 2,999	\$ 20,140	\$ 20,140
	NO. QUAN. DESCRIPTION				
1	LGT MINOR EQUIPMENT			\$ 6,280	\$ 6,280
2	13 DESK, WOOD, EXECUTIVE			5,280	5,280
3	8 CREDENZA, WOOD			2,410	2,410
4	2 CALCULATOR, ELECTRONIC W/TAPE			1,200	1,200
5	1 ADDING MACHINE W/ALTO. MULTI.			420	420
6	5 TYPEWRITERS, ELECTRIC			3,250	3,250
7	2 DICTATING MACHINES			1,300	1,300
	<b>TOTAL FIXED ASSETS</b>	\$	\$ 2,999	\$ 20,140	\$ 20,140
<b>EXPENDITURE TRANSFERS AND REIMBURSEMENTS</b>					
605	REIMBSD PROJECTS	\$	\$ 10,701CR	\$	\$
	<b>TOTAL EXPENDITURE TRANSFERS AND REIMBURSEMENTS</b>	\$	\$ 10,701CR	\$	\$
	<b>TOTAL DEPARTMENT 0285</b>	\$	\$ 42,286	\$ 987,571	\$ 987,571

COUNTY OF SAN DIEGO FINAL BUDGET

BUDGET UNIT EXPENDITURE DETAIL  
 1972-1973  
 SCHEDULE 6  
 FUNC - GENERAL-1001

FUNCTION - HEALTH AND SANITATION

ACTIVITY - HEALTH

BUDGET UNIT - 0288 HEALTH CARE AGENCY - DRUG EDUCATION FOR YOUNG DEFY

		EXPENDITURES		EXPENDITURE	APPROPRIATIONS
SUB OBJECT ACCOUNT	EXPENDITURE CLASSIFICATION	ACTUAL EXPENDITURES 1970-1971	ACTUAL EXPENDITURES 1971-1972	ESTIMATES RECOMMENDED 1972-1973	ADOPTED BY THE BOARD OF SUPERVISORS 1972-1973
<b>SALARIES AND EMPLOYEE BENEFITS</b>					
101	SAL & WAGE PERM	\$ 239,615	\$ 341,049	\$ 514,409	\$ 514,409
102	SAL & WAGE NON PM	7,886	5,877	13,926	13,926
160	RETIREMENT CERS			47,245	47,245
165	RETIREMENT CASDI			24,940	24,940
170	EMP GROUP INS			9,384	9,384
175	EMP. COMP. INS.			998	998
190	SALARY SAVINGS			97,584CR	97,584CR
191	FRINGE BEN SAVING			10,613CR	10,613CR
	<b>TOTAL SALARIES AND EMPLOYEE BENEFITS</b>	<b>\$ 247,501</b>	<b>\$ 346,926</b>	<b>\$ 502,705</b>	<b>\$ 502,705</b>
<b>SERVICES AND SUPPLIES</b>					
230	HOUSEHOLD EXPENSE	\$ 174	\$ 318	\$ 55	\$ 55
285	MNT EQ OFFICE & O	92	92	150	150
300	MEMBERSHIPS			62	62
305	MISCL EXPENSE		7		
310	OFFICE EXPENSE	2,941	3,657	3,710	3,710
315	PROF & SPEC SERV	65,942	136,298	3,200	3,200
320	PUBL & LEGAL NOTE	25	65		
330	RENT LEASE EQUIP		32	2,000	2,000
335	SMALL TOOLS & INS		56		
340	SPEC DEPT EXPENSE	1,732	684	100	100
346	IN-CNTY & NON-TRVEL		200	70	70
347	TRANS EMP AUTO	8,123	11,318	19,600	19,600
348	TRANS OTHER	10	139		
	<b>TOTAL SERVICES AND SUPPLIES</b>	<b>\$ 79,039</b>	<b>\$ 152,866</b>	<b>\$ 28,947</b>	<b>\$ 28,947</b>
<b>FIXED ASSETS</b>					
510	EQUIPMENT	\$ 6,669	\$ 5,191	\$ 2,475	\$ 2,475
<b>NO. QUAN. DESCRIPTION</b>					
1	LOT MINOR EQUIPMENT			\$ 670	\$ 670
2	1 MIMECGRAPH MACHINE			800	800
3	1 TYPEWRITER, ELEC 16			525	525
4	1 TAPE RECORDER			180	180
5	1 CALCULATOR			300	300
	<b>TOTAL FIXED ASSETS</b>	<b>\$ 6,669</b>	<b>\$ 5,191</b>	<b>\$ 2,475</b>	<b>\$ 2,475</b>
	<b>TOTAL DEPARTMENT 0288</b>	<b>\$ 333,209</b>	<b>\$ 504,983</b>	<b>\$ 534,127</b>	<b>\$ 534,127</b>

COUNTY OF SAN DIEGO FINAL BUDGET  
 1972-1973  
 BUDGET UNIT EXPENDITURE DETAIL  
 SCHEDULE 6  
 FUND - GENERAL-1001

FUNCTION - PUBLIC PROTECTION

BUDGET UNIT - 0290 LAW &amp; JUSTICE AGENCY

ACTIVITY - JUDICIAL

SUB OBJECT ACCOUNT	EXPENDITURE CLASSIFICATION	EXPENDITURES		APPROPRIATIONS	
		ACTUAL EXPENDITURES 1970-1971	ACTUAL EXPENDITURES 1971-1972	EXPENDITURE ESTIMATES RECOMMENDED 1972-1973	ADOPTED BY THE BOARD OF SUPERVISORS 1972-1973
<b>SALARIES AND EMPLOYEE BENEFITS</b>					
101	SAL & WAGE PERM	\$	\$ 574,161	\$ 276,938	\$ 276,938
102	SAL & WAGE NON PM		20,398	5,000	5,000
160	RETIREMENT CERS			24,332	24,332
165	RETIREMENT OASDI			12,720	12,720
170	EMP GROUP INS			5,304	5,304
175	EMP. COMP. INS.			917	917
190	SALARY SAVINGS			7,237CR	7,237CR
191	FRINGE BEN SAVING			5,727CR	5,727CR
	<b>TOTAL SALARIES AND EMPLOYEE BENEFITS</b>	\$	\$ 594,559	\$ 312,247	\$ 312,247
<b>SERVICES AND SUPPLIES</b>					
215	COMMUNICATIONS	\$	\$	\$ 25	\$ 25
285	MNT EQ OFFICE & C		199	300	300
300	MEMBERSHIPS			50	50
305	MISCL EXPENSE		266	300	300
310	OFFICE EXPENSE		27,027	30,995	30,995
315	PROF & SPEC SERV		1,272		
330	RENT LEASE EQUIP		8,566	50,000	50,000
340	SPEC DEPT EXPENSE		830	3,500	3,500
346	IN-CNTY & NON-TRVEL		932	2,110	2,110
347	TRANS EMP AUTO		329	3,000	3,000
	<b>TOTAL SERVICES AND SUPPLIES</b>	\$	\$ 39,421	\$ 90,280	\$ 90,280
<b>FIXED ASSETS</b>					
510	EQUIPMENT	\$	\$ 741	\$ 793	\$ 793
<b>NO. QUAN. DESCRIPTION</b>					
2	1 DISK CABINET			\$ 313	\$ 313
3	1 TAPE CABINET			245	245
4	1 PAPER & CARD CABINET			235	235
	<b>TOTAL FIXED ASSETS</b>	\$	\$ 741	\$ 793	\$ 793
<b>EXPENDITURE TRANSFERS AND REIMBURSEMENTS</b>					
605	REIMPSD PROJECTS	\$	\$ 17,361CR	\$	\$
	<b>TOTAL EXPENDITURE TRANSFERS AND REIMBURSEMENTS</b>	\$	\$ 17,361CR	\$	\$
	<b>TOTAL DEPARTMENT 0290</b>	\$	\$ 617,360	\$ 403,320	\$ 403,320

COUNTY OF SAN DIEGO FINAL BUDGET  
 1972-1973  
 BUDGET UNIT EXPENDITURE DETAIL  
 SCHEDULE 6  
 FUND - GENERAL-1001

FUNCTION - GENERAL

ACTIVITY - OTHER GENERAL

BUDGET UNIT - 0295 SPECIAL PUBLIC SERVICES AGENCY

SUB OBJECT ACCOUNT	EXPENDITURE CLASSIFICATION	EXPENDITURES		APPROPRIATIONS	
		ACTUAL EXPENDITURES 1970-1971	ACTUAL EXPENDITURES 1971-1972	EXPENDITURE ESTIMATES RECOMMENDED 1972-1973	ADOPTED BY THE BOARD OF SUPERVISORS 1972-1973
<b>SALARIES AND EMPLOYEE BENEFITS</b>					
101 SAL & WAGE PERM		\$	\$ 10,010	\$ 45,690	\$ 45,690
102 SAL & WAGE NON PM			450	2,620	2,620
160 RETIREMENT CERS				4,070	4,070
165 RETIREMENT OASDI				2,088	2,088
170 EMP GROUP INS				612	612
175 EMP. COMP. INS.				51	51
191 FRINGE BEN. SAVING				937CR	937CR
<b>TOTAL SALARIES AND EMPLOYEE BENEFITS</b>		\$	\$ 10,460	\$ 54,194	\$ 54,194
<b>SERVICES AND SUPPLIES</b>					
285 MNT EQ OFFICE & C		\$	\$ 13	\$	\$
300 MEMBERSHIPS				60	60
305 MISCL EXPENSE			59		
310 OFFICE EXPENSE			400	2,394	2,394
340 SPEC DEPT EXPENSE		18,056		25,000	25,000
346 IN-CNTY & NON-TRVEL				600	600
347 TRANS EMP AUTO			115	800	800
<b>TOTAL SERVICES AND SUPPLIES</b>		\$ 18,056	\$ 587	\$ 28,854	\$ 28,854
<b>FIXED ASSETS</b>					
510 EQUIPMENT		\$	\$ 356	\$ 1,949	\$ 1,949
<b>NO. QUAN. DESCRIPTION</b>					
1	LOT	MINOR EQUIPMENT		\$ 769	\$ 769
2	1	ELECTRIC STAMPING MACHINE		250	250
3	1	DESKS		170	170
4	1	DICTATING MACHINE		160	160
5	1	TRANSCRIBING MACHINE		250	250
6	1	ADDING MACHINE		350	350
<b>TOTAL FIXED ASSETS</b>		\$	\$ 356	\$ 1,949	\$ 1,949
<b>TOTAL DEPARTMENT 0295</b>		\$ 18,056	\$ 11,403	\$ 84,997	\$ 84,997

COUNTY OF SAN DIEGO FINAL BUDGET  
1972-1973  
BUDGET UNIT EXPENDITURE DETAIL  
SCHEDULE 6  
FUND - GENERAL-1001

FUNCTION - GENERAL

ACTIVITY - FINANCE

BUDGET UNIT - 0300 AUDITOR AND CONTROLLER

SUB OBJECT ACCOUNT	EXPENDITURE CLASSIFICATION	EXPENDITURES		APPROPRIATIONS	
		ACTUAL EXPENDITURES 1970-1971	ACTUAL EXPENDITURES 1971-1972	EXPENDITURE ESTIMATES RECOMMENDED 1972-1973	ACCEPTED BY THE BOARD OF SUPERVISORS 1972-1973
<b>SALARIES AND EMPLOYEE BENEFITS</b>					
101	SAL & WAGE PERM	\$ 851,704	\$ 926,062	\$ 1,056,976	\$ 1,056,976
102	SAL & WAGE NON PM	106,063	109,860	40,303	40,303
160	RETIREMENT CERS			97,103	97,103
165	RETIREMENT OASDI			49,345	49,345
170	EMP GROUP INS			19,070	19,070
175	EMP. COMP. INS.			716	716
190	SALARY SAVINGS			10,308CR	10,308CR
191	FRINGE BEN SAVING			24,606CR	24,606CR
	<b>TOTAL SALARIES AND EMPLOYEE BENEFITS</b>	<b>\$ 957,767</b>	<b>\$ 1,035,922</b>	<b>\$ 1,228,599</b>	<b>\$ 1,228,599</b>
<b>SERVICES AND SUPPLIES</b>					
215	COMMUNICATIONS	\$ 4	\$	\$	\$
285	MNT EQ OFFICE & O	6,661	3,770	3,700	3,700
290	MNT STR IMP & GRN	2			
295	MED DENTAL & LAB	14	32		
300	MEMBERSHIPS	98	438	528	528
305	MISCL EXPENSE	66,385	49,127	50,000	50,000
310	OFFICE EXPENSE	47,307	55,571	45,000	45,000
311	OFF EXP-SUPP REIS	16,792	24,604	26,000	26,000
315	PROF & SPEC SERV	32,495	37,589	23,400	23,400
320	PUBL & LEGAL NOTE	15			
330	RENT LEASE EQUIP	12,000	25,480	22,860	22,860
335	SMALL TOOLS & INS		1		
340	SPEC DEPT EXPENSE	552	8,281	12,000	12,000
346	IN-CNTY & NON-TRVL	112,383	121,595	173,823	120,455
347	TRANS EMP AUTO	3,188	4,896	5,000	5,000
348	TRANS OTHER	2,167	662		
	<b>TOTAL SERVICES AND SUPPLIES</b>	<b>\$ 300,063</b>	<b>\$ 332,446</b>	<b>\$ 362,311</b>	<b>\$ 308,943</b>
<b>OTHER CHARGES</b>					
462	JUDGMENTS	\$ 2,318	\$ 64	\$	\$
467	TAXES & ASSMTS	6,566	12,772	6,500	6,500
	<b>TOTAL OTHER CHARGES</b>	<b>\$ 8,884</b>	<b>\$ 12,836</b>	<b>\$ 6,500</b>	<b>\$ 6,500</b>
<b>FIXED ASSETS</b>					
510	EQUIPMENT	\$ 11,074	\$ 8,442	\$ 13,377	\$ 13,377
<b>NO. QUAN. DESCRIPTION</b>					
1	LOT MINOR EQUIPMENT			\$ 5,112	\$ 5,112
2	12 ADDING AND CALCULATING MACHINES			4,500	4,500
3	2 TYPEWRITERS			1,000	1,000
4	9 DESKS			1,315	1,315
5	1 MICROFICHE VIEWER			300	300
6	1 PERFORATOR			900	900
7	1 NUMBERING MACHINE			250	250
	<b>TOTAL FIXED ASSETS</b>	<b>\$ 11,074</b>	<b>\$ 8,442</b>	<b>\$ 13,377</b>	<b>\$ 13,377</b>
<b>EXPENDITURE TRANSFERS AND REIMBURSEMENTS</b>					
600	COSTS APPLIED	\$ 195,805CR	\$ 239,360CR	\$ 119,000CR	\$ 119,000CR
605	REIMBSD PROJECTS		35,847CR		
	<b>TOTAL EXPENDITURE TRANSFERS AND REIMBURSEMENTS</b>	<b>\$ 195,805CR</b>	<b>\$ 275,207CR</b>	<b>\$ 119,000CR</b>	<b>\$ 119,000CR</b>
	<b>TOTAL DEPARTMENT 0300</b>	<b>\$ 1,081,983</b>	<b>\$ 1,114,439</b>	<b>\$ 1,491,787</b>	<b>\$ 1,438,419</b>

COUNTY OF SAN DIEGO FINAL BUDGET  
 1972-1973  
 BUDGET UNIT EXPENDITURE DETAIL  
 SCHEDULE 6  
 FUND - GENERAL-1001

FUNCTION - GENERAL

ACTIVITY - OTHER-GENERAL

BUDGET UNIT - 0350 EDP SERVICES DEPARTMENT

SUB OBJECT ACCOUNT	EXPENDITURE CLASSIFICATION	EXPENDITURES		APPROPRIATIONS	
		ACTUAL EXPENDITURES 1970-1971	ACTUAL EXPENDITURES 1971-1972	EXPENDITURE ESTIMATES RECOMMENDED 1972-1973	ADOPTED BY THE BOARD OF SUPERVISORS 1972-1973
<b>SALARIES AND EMPLOYEE BENEFITS</b>					
101	SAL & WAGE PERM	\$ 1,254,390	\$ 1,501,672	\$ 1,756,267	\$ 1,756,267
102	SAL & WAGE NON PM	39,909	79,607	42,548	42,548
160	RETIREMENT CERS			160,848	160,848
165	RETIREMENT OASDI			72,225	72,225
170	EMP GROUP INS			29,070	29,070
175	EMP. COMP. INS.			1,654	1,654
190	SALARY SAVINGS			59,196CR	59,196CR
191	FRINGE BEN SAVING			36,176CR	36,176CR
<b>TOTAL SALARIES AND EMPLOYEE BENEFITS</b>		<b>\$ 1,294,299</b>	<b>\$ 1,581,279</b>	<b>\$ 1,967,240</b>	<b>\$ 1,967,240</b>
<b>SERVICES AND SUPPLIES</b>					
285	MNT EQ OFFICE & G	\$ 16,200	\$ 24,761	\$ 1,000	\$ 1,000
290	MNT STR IMP & GRN		1		
295	MED DENTAL & LAB		22		
300	MEMBERSHIPS	200	245	295	295
305	MISCL EXPENSE		188		
310	OFFICE EXPENSE	115,000	135,670	147,160	147,160
315	PROF & SPEC SERV	8,200	22,906	47,000	47,000
330	RENT LEASE EQUIP	1,027,657	1,211,637	1,361,245	1,361,245
340	SPEC DEPT EXPENSE			1,900	1,900
346	IN-CNTY & NON-TRVEL	4,824	4,434	2,883	2,883
347	TRANS EMP AUTO	2,400	1,006	3,300	3,300
348	TRANS OTHER	5,000	4,446	4,200	4,200
<b>TOTAL SERVICES AND SUPPLIES</b>		<b>\$ 1,179,481</b>	<b>\$ 1,405,316</b>	<b>\$ 1,568,983</b>	<b>\$ 1,568,983</b>
<b>FIXED ASSETS</b>					
510	EQUIPMENT	\$ 16,202	\$ 12,454	\$ 15,663	\$ 15,663
<b>NO. QUAN. DESCRIPTION</b>					
1	LOT MINOR EQUIPMENT			\$ 6,943	\$ 6,943
2	6 DESKS			900	900
3	3 CALCULATORS			1,500	1,500
4	3 TYPEWRITERS			1,420	1,420
5	2 LOCKS, ELECTRONIC, DCOR			1,200	1,200
6	1 DATA-SAFE, MAGNETIC TAPE, 300 EA			3,700	3,700
<b>TOTAL FIXED ASSETS</b>		<b>\$ 16,202</b>	<b>\$ 12,454</b>	<b>\$ 15,663</b>	<b>\$ 15,663</b>
<b>EXPENDITURE TRANSFERS AND REIMBURSEMENTS</b>					
600	COSTS APPLIED	\$	\$ 9,572CR	\$	\$
605	REIMBPD PROJECTS	\$	\$ 18,027CR	\$	\$
<b>TOTAL EXPENDITURE TRANSFERS AND REIMBURSEMENTS</b>		<b>\$</b>	<b>\$ 27,999CR</b>	<b>\$</b>	<b>\$</b>
<b>TOTAL DEPARTMENT 0350</b>		<b>\$ 2,489,982</b>	<b>\$ 2,971,050</b>	<b>\$ 3,551,886</b>	<b>\$ 3,551,886</b>

COUNTY OF SAN DIEGO FINAL BUDGET  
 1972-1973  
 BUDGET UNIT EXPENDITURE DETAIL  
 SCHEDULE 6  
 FUND - GENERAL-1001

FUNCTION - GENERAL

BUDGET UNIT - 0400 TREASURER

ACTIVITY - FINANCE

SUB OBJECT ACCOUNT	EXPENDITURE CLASSIFICATION	EXPENDITURES		APPROPRIATIONS	
		ACTUAL EXPENDITURES 1970-1971	ACTUAL EXPENDITURES 1971-1972	EXPENDITURE ESTIMATES RECOMMENDED 1972-1973	ADOPTED BY THE BOARD OF SUPERVISORS 1972-1973
<b>SALARIES AND EMPLOYEE BENEFITS</b>					
101 SAL & WAGE PERM		\$ 233,925	\$ 253,651	\$ 276,720	\$ 276,720
102 SAL & WAGE NON PM		5,662	6,233	3,008	3,008
160 RETIREMENT CERS				24,801	24,801
165 RETIREMENT QASDI				12,867	12,867
170 EMP GROUP INS				6,324	6,324
175 EMP. COMP. INS.				178	178
190 SALARY SAVINGS				4,751CR	4,751CR
191 FRINGE BEN SAVING				7,136CR	7,136CR
<b>TOTAL SALARIES AND EMPLOYEE BENEFITS</b>		<b>\$ 239,587</b>	<b>\$ 259,884</b>	<b>\$ 312,011</b>	<b>\$ 312,011</b>
<b>SERVICES AND SUPPLIES</b>					
285 MNT EQ OFFICE & O		\$ 1,564	\$ 2,168	\$ 3,164	\$ 3,164
295 MED DENTAL & LAB				25	25
300 MEMBERSHIPS		40	40	165	165
310 OFFICE EXPENSE		3,940	5,562	5,000	5,000
315 PROF & SPEC SERV		8,546	22,310	18,750	18,750
320 PUBL & LEGAL NOTE		67	17	100	100
330 RENT LEASE EQUIP		1,382	1,555	2,510	2,510
340 SPEC DEPT EXPENSE			4	5,000	5,000
346 IN-CNTY & NON-TRVEL		1,111	1,253	912	912
347 TRANS EMP AUTO		2,006	2,449	2,400	2,400
348 TRANS OTHER		120		312	312
<b>TOTAL SERVICES AND SUPPLIES</b>		<b>\$ 18,776</b>	<b>\$ 35,358</b>	<b>\$ 38,338</b>	<b>\$ 38,338</b>
<b>FIXED ASSETS</b>					
510 EQUIPMENT		\$ 1,144	\$ 4,240	\$ 3,300	\$ 3,300
<b>NO. QUAN. DESCRIPTION</b>					
1	LOT MINOR EQUIPMENT			\$ 500	\$ 500
2	2 DESK, STEEL			300	300
3	3 CALCULATORS			1,500	1,500
4	2 TYPEWRITER			1,000	1,000
<b>TOTAL FIXED ASSETS</b>		<b>\$ 1,144</b>	<b>\$ 4,240</b>	<b>\$ 3,300</b>	<b>\$ 3,300</b>
<b>EXPENDITURE TRANSFERS AND REIMBURSEMENTS</b>					
600 COSTS APPLIED		\$	\$ 856CR	\$	\$
605 REIMBSD PROJECTS		\$	3,485CR	\$	\$
<b>TOTAL EXPENDITURE TRANSFERS AND REIMBURSEMENTS</b>		<b>\$</b>	<b>\$ 4,345CR</b>	<b>\$</b>	<b>\$</b>
<b>TOTAL DEPARTMENT 0400</b>		<b>\$ 259,507</b>	<b>\$ 295,137</b>	<b>\$ 353,649</b>	<b>\$ 353,649</b>



1972-1973  
 COUNTY OF SAN DIEGO FINAL BUDGET  
 BUDGET UNIT EXPENDITURE DETAIL  
 SCHEDULE 6  
 FUND - GENERAL-1001

FUNCTION - GENERAL

BUDGET UNIT - 0500 ASSESSOR

ACTIVITY - FINANCE

SUB OBJECT ACCOUNT	EXPENDITURE CLASSIFICATION	EXPENDITURES		EXPENDITURE	APPROPRIATIONS
		ACTUAL EXPENDITURES 1970-1971	ACTUAL EXPENDITURES 1971-1972	ESTIMATES RECOMMENDED 1972-1973	ADOPTED BY THE BOARD OF SUPERVISORS 1972-1973
<b>SALARIES AND EMPLOYEE BENEFITS</b>					
101	SAL & WAGE PERM	\$ 2,441,796	\$ 2,607,320	\$ 3,177,783	\$ 3,177,783
102	SAL & WAGE NON PM	275,837	256,798	253,539	253,539
160	RETIREMENT CERS			277,511	277,511
165	RETIREMENT DASDI			152,575	152,575
170	EMP GRCLP INS			53,244	53,244
175	EMP. COMP. INS.			2,110	2,110
190	SALARY SAVINGS				71,135CR
191	FRINGE BEN SAVING			68,172CR	68,172CR
	<b>TOTAL SALARIES AND EMPLOYEE BENEFITS</b>	<b>\$ 2,717,633</b>	<b>\$ 2,864,118</b>	<b>\$ 3,848,590</b>	<b>\$ 3,777,455</b>
<b>SERVICES AND SUPPLIES</b>					
215	COMMUNICATIONS	\$ 321	\$	\$ 25	\$ 25
285	MNT EQ OFFICE & O	2,240	2,933	3,000	3,000
295	MED DENTAL & LAB		3	25	25
300	MEMBERSHIPS	360	245	600	600
305	MISCL EXPENSE	27			
310	OFFICE EXPENSE	44,874	59,591	58,000	58,000
315	PROF & SPEC SERV	4,298	10,818	11,200	11,200
330	RENT LEASE EQUIP	24,148	25,165	28,000	28,000
340	SPEC DEPT EXPENSE	588	710	1,500	1,500
342	SPEC DEPT EXP SHF	239			
346	IN-CNTY & NON-TRVEL	13,093	10,187	9,774	9,774
347	TRANS EMP. AUTO	88,838	94,875	97,500	97,500
348	TRANS OTHER	677	400	700	700
	<b>TOTAL SERVICES AND SUPPLIES</b>	<b>\$ 179,703</b>	<b>\$ 204,927</b>	<b>\$ 210,324</b>	<b>\$ 210,324</b>
<b>FIXED ASSETS</b>					
510	EQUIPMENT	\$ 11,511	\$ 16,475	\$ 19,012	\$ 19,012
<b>NO. QUAN. DESCRIPTION</b>					
1	LOT	MINOR EQUIPMENT		\$ 7,102	\$ 7,102
2	7	ADDING MACHINES		1,540	1,540
3	13	CALCULATORS		3,490	3,490
4	3	MICROFILM CABINET		900	900
5	1	MICROFILM PRINTER-READER		1,500	1,500
6	7	TYPEWRITERS		2,280	2,280
7	1	WHITE PRINT MACHINE			
8	11	DESKS, EXECUTIVE		1,400	1,400
9	1	MICROFILM VIEWER			
10	1	WORK STATION		800	800
	<b>TOTAL FIXED ASSETS</b>	<b>\$ 11,511</b>	<b>\$ 16,475</b>	<b>\$ 19,012</b>	<b>\$ 19,012</b>
<b>EXPENDITURE TRANSFERS AND REIMBURSEMENTS</b>					
600	COSTS APPLIED	\$	\$ 3,037CR	\$	\$
605	REIMBSD PROJECTS	\$	\$ 11,768CR	\$	\$
	<b>TOTAL EXPENDITURE TRANSFERS AND REIMBURSEMENTS</b>	<b>\$</b>	<b>\$ 14,805CR</b>	<b>\$</b>	<b>\$</b>
	<b>TOTAL DEPARTMENT 0500</b>	<b>\$ 2,908,847</b>	<b>\$ 3,070,715</b>	<b>\$ 4,077,926</b>	<b>\$ 4,006,791</b>

COUNTY OF SAN DIEGO FINAL BUDGET  
 1972-1973  
 BUDGET UNIT EXPENDITURE DETAIL  
 SCHEDULE 6  
 FUND - GENERAL-1001

FUNCTION - GENERAL

BUDGET UNIT - 0600 TAX COLLECTOR

ACTIVITY - FINANCE

SUB OBJECT ACCCNT	EXPENDITURE CLASSIFICATION	EXPENDITURES		APPROPRIATIONS	
		ACTUAL EXPENDITURES 1970-1971	ACTUAL EXPENDITURES 1971-1972	EXPENDITURE ESTIMATES RECOMMENDED 1972-1973	ADOPTED BY THE BOARD OF SUPERVISORS 1972-1973
<b>SALARIES AND EMPLOYEE BENEFITS</b>					
101	SAL & WAGE PERM	\$ 419,807	\$ 445,228	\$ 494,443	\$ 494,443
102	SAL & WAGE NON PM	143,511	155,727	154,170	154,170
160	RETIREMENT CERS			45,094	45,094
165	RETIREMENT OASDI			30,188	30,188
170	EMP GROUP INS			11,628	11,628
175	EMP. COMP. INS.			417	417
191	FRINGE BEN SAVING			13,124CR	13,124CR
	<b>TOTAL SALARIES AND EMPLOYEE BENEFITS</b>	<b>\$ 563,318</b>	<b>\$ 600,955</b>	<b>\$ 722,816</b>	<b>\$ 722,816</b>
<b>SERVICES AND SUPPLIES</b>					
285	MNT EQ OFFICE & C	\$ 1,655	\$ 1,991	\$ 3,200	\$ 3,200
295	MED DENTAL & LAB	12	21	25	25
300	MEMBERSHIPS	10	10	10	10
305	MISCL EXPENSE	518	376	600	600
310	OFFICE EXPENSE	23,461	26,285	27,000	27,000
315	PROF & SPEC SERV	190	178CR	400	400
320	PUBL & LEGAL NOTE	14,861	18,995	27,000	27,000
330	RENT LEASE EQUIP	1,743	2,055	2,980	2,980
340	SPEC CEPT EXPENSE		143		
346	IN-CNTY & NON-TRVEL	614	410	843	843
347	TRANS EMP AUTO	3,951	4,645	5,500	5,500
348	TRANS OTHER	10	17	50	50
	<b>TOTAL SERVICES AND SUPPLIES</b>	<b>\$ 47,025</b>	<b>\$ 54,774</b>	<b>\$ 67,608</b>	<b>\$ 67,608</b>
<b>FIXED ASSETS</b>					
510	EQUIPMENT	\$ 12,566	\$ 20,602	\$ 21,610	\$ 21,610
<b>NO. QUAN. DESCRIPTION</b>					
1	LOT MINOR EQUIPMENT			\$ 3,100	\$ 3,100
2	1 PROGRAMMED BOOKKEEPING MACHINE			8,820	8,820
3	1 CALCULATOR			625	625
4	1 ELECTRIC LETTER OPENER			310	310
5	1 ELECTRIC LETTER JOGGER			205	205
6	7 TYPEWRITER			5,000	5,000
7	3 ADDER-MULTIPLIER, ELECTRIC			1,350	1,350
8	1 NUMBERING STAMP MACHINE			350	350
9	3 DESK			600	600
10	5 MICROFICHE READER-PRINTER			1,250	1,250
	<b>TOTAL FIXED ASSETS</b>	<b>\$ 12,566</b>	<b>\$ 20,602</b>	<b>\$ 21,610</b>	<b>\$ 21,610</b>
	<b>TOTAL DEPARTMENT 0600</b>	<b>\$ 622,909</b>	<b>\$ 676,331</b>	<b>\$ 812,034</b>	<b>\$ 812,034</b>

CGUNTY OF SAN DIEGO FINAL BUDGET  
 1972-1973  
 BUDGET UNIT EXPENDITURE DETAIL  
 SCHEDULE 6  
 FUND - GENERAL-1001

FUNCTION - GENERAL

ACTIVITY - FINANCE

BUDGET UNIT - 0700 PURCHASING AGENT

SUB OBJECT ACCOUNT	EXPENDITURE CLASSIFICATION	EXPENDITURES		APPROPRIATIONS	
		ACTUAL EXPENDITURES 1970-1971	ACTUAL EXPENDITURES 1971-1972	EXPENDITURE ESTIMATES RECOMMENDED 1972-1973	ADOPTED BY THE BOARD OF SUPERVISORS 1972-1973
<b>SALARIES AND EMPLOYEE BENEFITS</b>					
101	SAL & WAGE PERM	\$ 264,790	\$ 282,972	\$ 292,121	\$ 292,121
102	SAL & WAGE NON PM	4,464	479	8,681	8,681
160	RETIREMENT CERS			26,612	26,612
165	RETIREMENT OASDI			13,997	13,997
170	EMP GROUP INS			6,120	6,120
175	EMP. COMP. INS.			154	194
191	FRINCE BEN SAVING			6,023CR	6,023CR
<b>TOTAL</b>	<b>SALARIES AND EMPLOYEE BENEFITS</b>	<b>\$ 269,254</b>	<b>\$ 283,451</b>	<b>\$ 341,702</b>	<b>\$ 341,702</b>
<b>SERVICES AND SUPPLIES</b>					
215	COMMUNICATIONS	\$ 416	\$ 2	\$ 10	\$ 10
285	MNT EQ OFFICE & C		309	400	400
300	MEMBERSHIPS		475	490	490
305	MISCL EXPENSE		44		
310	OFFICE EXPENSE	5,109	6,828	8,200	8,200
311	OFF EXP-SUPP REIS	448,932	606,813	693,000	693,000
320	PUBL & LEGAL NOTE	212	102	600	600
335	SMALL TOOLS & INS	18	46	200	200
340	SPEC DEPT EXPENSE	204			
346	IN-CNTY & NON-TRVEL	983	1,252	956	956
<b>TOTAL</b>	<b>SERVICES AND SUPPLIES</b>	<b>\$ 455,874</b>	<b>\$ 615,871</b>	<b>\$ 703,856</b>	<b>\$ 703,856</b>
<b>FIXED ASSETS</b>					
510	EQUIPMENT	\$ 786	\$	\$ 7,760	\$ 7,760
<b>NO. QUAN. DESCRIPTION</b>					
1	LOT MINOR EQUIP			\$ 145	\$ 145
2	1 DESK			140	140
3	1 CREDENZA			235	235
4	1 TIME STAMP - ELECTRIC			240	240
5	1 FORKLIFT - ELECTRIC			7,000	7,000
<b>TOTAL</b>	<b>FIXED ASSETS</b>	<b>\$ 786</b>	<b>\$</b>	<b>\$ 7,760</b>	<b>\$ 7,760</b>
<b>EXPENDITURE TRANSFERS AND REIMBURSEMENTS</b>					
600	COSTS APPLIED	\$ 12,146CR	\$ 12,624CR	\$ 13,260CR	\$ 13,260CR
<b>TOTAL</b>	<b>EXPENDITURE TRANSFERS AND REIMBURSEMENTS</b>	<b>\$ 12,146CR</b>	<b>\$ 12,624CR</b>	<b>\$ 13,260CR</b>	<b>\$ 13,260CR</b>
<b>TOTAL DEPARTMENT 0700</b>		<b>\$ 713,768</b>	<b>\$ 886,698</b>	<b>\$ 1,040,058</b>	<b>\$ 1,040,058</b>

COUNTY OF SAN DIEGO FINAL BUDGET  
 1972-1973  
 BUDGET UNIT EXPENDITURE DETAIL  
 SCHEDULE 6  
 FUND - GENERAL-1001

FUNCTION - GENERAL

ACTIVITY - FINANCE

BUDGET UNIT - 0750 PURCHASING AGENT, CENTRAL DUPLICATING

SUB OBJECT ACCOUNT	EXPENDITURE CLASSIFICATION	EXPENDITURES		APPROPRIATIONS	
		ACTUAL EXPENDITURES 1970-1971	ACTUAL EXPENDITURES 1971-1972	EXPENDITURE ESTIMATES RECOMMENDED 1972-1973	ADOPTED BY THE BOARD OF SUPERVISORS 1972-1973
<b>SALARIES AND EMPLOYEE BENEFITS</b>					
101	SAL & WAGE PERM	\$ 49,429	\$ 53,862	\$ 71,267	\$ 71,267
102	SAL & WAGE NON PM	2,432	2,775		
160	RETIREMENT CERS			6,369	6,369
165	RETIREMENT OASDI			3,268	3,268
170	EMP GROUP INS			1,632	1,632
175	EMP. COMP. INS.			45	45
190	SALARY SAVINGS			1,216CR	1,216CR
191	FRINGE BEN SAVING			1,466CR	1,466CR
	<b>TOTAL SALARIES AND EMPLOYEE BENEFITS</b>	\$ 51,861	\$ 56,637	\$ 79,899	\$ 79,899
<b>SERVICES AND SUPPLIES</b>					
285	MNT EQ OFFICE & C	\$ 779	\$ 348	\$ 1,000	\$ 1,000
330	RENT LEASE EQUIP			1,800	1,800
340	SPEC DEPT EXPENSE	69,401	75,718	90,000	90,000
	<b>TOTAL SERVICES AND SUPPLIES</b>	\$ 70,180	\$ 76,066	\$ 92,800	\$ 92,800
<b>FIXED ASSETS</b>					
510	EQUIPMENT	\$ 2,791	\$	\$ 6,500	\$ 6,500
NO. QUAN. DESCRIPTION					
1	LOT MINOR EQUIPMENT				
2	1 PRESS - DUPLICATING			\$ 6,500	\$ 6,500
	<b>TOTAL FIXED ASSETS</b>	\$ 2,791	\$	\$ 6,500	\$ 6,500
<b>EXPENDITURE TRANSFERS AND REIMBURSEMENTS</b>					
600	COSTS APPLIED	\$ 154,424CR	\$ 156,707CR	\$ 183,600CR	\$ 183,600CR
	<b>TOTAL EXPENDITURE TRANSFERS AND REIMBURSEMENTS</b>	\$ 154,424CR	\$ 156,707CR	\$ 183,600CR	\$ 183,600CR
	<b>TOTAL DEPARTMENT 0750</b>	\$ 29,592CR	\$ 24,004CR	\$ 4,401CR	\$ 4,401CR

COUNTY OF SAN DIEGO FINAL BUDGET  
 1972-1973  
 BUDGET UNIT EXPENDITURE DETAIL  
 SCHEDULE 6  
 FUND - GENERAL-1001

FUNCTION - GENERAL  
 BUDGET UNIT - 0800 COUNTY COUNSEL

ACTIVITY - COUNSEL

SUB OBJECT ACCOUNT	EXPENDITURE CLASSIFICATION	EXPENDITURES		APPROPRIATIONS	
		ACTUAL EXPENDITURES 1970-1971	ACTUAL EXPENDITURES 1971-1972	EXPENDITURE ESTIMATES RECOMMENDED 1972-1973	ADOPTED BY THE BOARD OF SUPERVISORS 1972-1973
<b>SALARIES AND EMPLOYEE BENEFITS</b>					
101	SAL & WAGE PERM	\$ 418,163	\$ 471,947	\$ 604,093	\$ 594,341
102	SAL & WAGE NON PM	5,535	4,927	9,632	9,632
160	RETIREMENT CERS			52,700	52,700
165	RETIREMENT OASDI			27,326	27,326
170	EMP GROUPO INS			7,344	7,344
175	EMP. COMP. INS.			186	186
191	FRINGE BEN SAVING			39,552CR	39,552CR
<b>TOTAL</b>	<b>SALARIES AND EMPLOYEE BENEFITS</b>	<b>\$ 423,698</b>	<b>\$ 476,874</b>	<b>\$ 661,729</b>	<b>\$ 651,977</b>
<b>SERVICES AND SUPPLIES</b>					
205	AGRICULTURAL	\$ 8	\$	\$	\$
215	COMMUNICATIONS		9		
285	MNT EQ OFFICE & O	491	718	600	600
300	MEMBERSHIPS	50	50	50	50
305	MISCL EXPENSE	400			
310	OFFICE EXPENSE	4,736	5,474	6,825	6,825
315	PROF & SPEC SERV	4,457	7,084	41,000	11,000
320	PUBL & LEGAL NOTE	2,622	1,479	1,800	1,800
330	RENT LEASE EQUIP	2,968	8,634	15,000	15,000
340	SPEC DEPT EXPENSE	4,978	6,258	6,000	6,000
346	IN-CNTY & NON-TRVEL	2,801	2,609	2,110	2,110
347	TRANS EMP AUTO	458	315	600	600
348	TRANS OTHER	180	256	408	408
<b>TOTAL</b>	<b>SERVICES AND SUPPLIES</b>	<b>\$ 24,149</b>	<b>\$ 33,126</b>	<b>\$ 74,393</b>	<b>\$ 44,393</b>
<b>FIXED ASSETS</b>					
510	EQUIPMENT	\$ 1,875	\$ 3,309	\$ 3,374	\$ 3,374
<b>NO. QUAN. DESCRIPTION</b>					
1	LOT MINOR EQUIPMENT			\$ 1,349	\$ 1,349
2	3 TYPEWRITERS, ELECTRIC			1,745	1,745
3	2 DESK, STEEL, EXEC.			280	280
<b>TOTAL</b>	<b>FIXED ASSETS</b>	<b>\$ 1,875</b>	<b>\$ 3,309</b>	<b>\$ 3,374</b>	<b>\$ 3,374</b>
<b>TOTAL</b>	<b>DEPARTMENT 0800</b>	<b>\$ 449,722</b>	<b>\$ 513,309</b>	<b>\$ 739,496</b>	<b>\$ 699,744</b>

COUNTY OF SAN DIEGO FINAL BUDGET  
1972-1973  
BUDGET UNIT EXPENDITURE DETAIL  
SCHEDULE 6  
FUND - GENERAL-1001

FUNCTION - GENERAL

ACTIVITY - PERSONNEL

BUDGET UNIT - 0900 CIVIL SERVICE AND PERSONNEL

SUB OBJECT ACCOUNT	EXPENDITURE CLASSIFICATION	EXPENDITURES		APPROPRIATIONS	
		ACTUAL EXPENDITURES 1970-1971	ACTUAL EXPENDITURES 1971-1972	EXPENDITURE ESTIMATES RECOMMENDED 1972-1973	ADOPTED BY THE BOARD OF SUPERVISORS 1972-1973
<b>SALARIES AND EMPLOYEE BENEFITS</b>					
101	SAL & WAGE PERM	\$ 464,039	\$ 519,914	\$ 602,268	\$ 602,268
102	SAL & WAGE NON PM	17,994	45,356	46,138	46,138
160	RETIREMENT CERS			51,956	51,956
165	RETIREMENT OASDI			28,826	28,826
170	EMP GROUPL INS			12,240	12,240
175	EMP. COMP. INS.			196	196
191	FRINGE BEN SAVING			52,035CR	52,035CR
<b>TOTAL SALARIES AND EMPLOYEE BENEFITS</b>		<b>\$ 482,033</b>	<b>\$ 565,270</b>	<b>\$ 689,589</b>	<b>\$ 689,589</b>
<b>SERVICES AND SUPPLIES</b>					
243	INS WKMNS COMP	\$ 1,753CR	\$ 208CR	\$	\$
262	JURY EXP WITNESS		20CR		
285	MNT EO OFFICE & O	1,395	608	1,500	1,500
300	MEMBERSHIPS	736	723	1,400	1,400
305	MISCL EXPENSE	62	245		
310	OFFICE EXPENSE	14,140	22,100	19,000	19,000
315	PROF & SPEC SERV	31,472	19,565	33,100	33,100
320	PUBL & LEGAL NOTE	4,239	5,501	5,500	5,500
325	RENT STR IMP GRND		994	1,200	1,200
330	RENT LEASE EQUIP	2,876	3,145	6,620	6,620
340	SPEC DEPT EXPENSE	19,545	19,907	28,000	28,000
346	IN-CNTY & NON-TRVEL	4,013	2,444	2,742	2,742
347	TRANS EMP AUTO	2,806	3,954	7,000	7,000
<b>TOTAL SERVICES AND SUPPLIES</b>		<b>\$ 79,531</b>	<b>\$ 78,958</b>	<b>\$ 110,062</b>	<b>\$ 110,062</b>
<b>FIXED ASSETS</b>					
510	EQUIPMENT	\$ 3,539	\$ 5,315	\$ 10,091	\$ 10,091
<b>NO. QUAN. DESCRIPTION</b>					
1	LOT MINOR EQUIPMENT			\$ 3,470	\$ 3,470
2	1 16 MM PROJECTOR, MOVIE			825	825
3	1 35 MM SLIDE PROJECTOR			250	250
4	1 MAIL OPENER			310	310
5	1 TIME STAMP MACHINE			225	225
6	1 MOTORIZED ROTARY CARD FILE			2,900	2,900
7	1 EXECUTIVE DESK			175	175
8	1 DESK, TYPEWRITER			160	160
9	3 BOOKCASE, BASE, TOP, 3 SECTIONS			396	396
10	1 SAFETY SIGN MAKER			175	175
11	1 TELEPHONE MESSAGE RECORDER			100	100
12	2 TYPEWRITERS, ELECTRIC			1,105	1,105
<b>TOTAL FIXED ASSETS</b>		<b>\$ 3,539</b>	<b>\$ 5,315</b>	<b>\$ 10,091</b>	<b>\$ 10,091</b>
<b>EXPENDITURE TRANSFERS AND REIMBURSEMENTS</b>					
600	COSTS APPLIED	\$ 2,418CR	\$ 8,035CR	\$	\$
605	REIMBSD PROJECTS		20,806CR		
<b>TOTAL EXPENDITURE TRANSFERS AND REIMBURSEMENTS</b>		<b>\$ 2,418CR</b>	<b>\$ 28,841CR</b>	<b>\$</b>	<b>\$</b>
<b>TOTAL DEPARTMENT 0900</b>		<b>\$ 562,685</b>	<b>\$ 620,702</b>	<b>\$ 809,742</b>	<b>\$ 809,742</b>

COUNTY OF SAN DIEGO FINAL BUDGET  
 1972-1973  
 BUDGET UNIT EXPENDITURE DETAIL  
 SCHEDULE 6  
 FUND - GENERAL-1001

FUNCTION - GENERAL

ACTIVITY - ELECTIONS

BUDGET UNIT - 1000 REGISTRAR OF VOTERS, ADMINISTRATION

SUB OBJECT ACCOUNT	EXPENDITURE CLASSIFICATION	EXPENDITURES		APPROPRIATIONS	
		ACTUAL EXPENDITURES 1970-1971	ACTUAL EXPENDITURES 1971-1972	EXPENDITURE ESTIMATES RECOMMENDED 1972-1973	APPROPRIATIONS ACCEPTED BY THE BOARD OF SUPERVISORS 1972-1973
<b>SALARIES AND EMPLOYEE BENEFITS</b>					
101	SAL & WAGE PERM	\$ 290,861	\$ 339,828	\$ 380,035	\$ 380,035
102	SAL & WAGE NCN PM	247,316	378,064	298,495	298,495
160	RETIREMENT CERS			33,298	33,298
165	RETIREMENT OASDI			26,995	26,995
170	EMP GROUP INS			8,568	8,568
175	EMP. COMP. INS.			655	655
191	FRINGE BEN SAVING			12,095CR	12,095CR
<b>TOTAL SALARIES AND EMPLOYEE BENEFITS</b>		<b>\$ 538,177</b>	<b>\$ 717,892</b>	<b>\$ 735,951</b>	<b>\$ 735,951</b>
<b>SERVICES AND SUPPLIES</b>					
215	COMMUNICATIONS	\$ 20	\$ 19	\$	\$
285	MNT EQ OFFICE & O	1,448	2,317	2,710	2,710
300	MEMBERSHIPS	55	110	75	75
310	OFFICE EXPENSE	17,797	16,477	29,805	29,805
315	PROF & SPEC SERV	307	952	45,800	45,800
330	RENT LEASE EQUIP	261,827	171,854	105,414	105,414
340	SPEC DEPT EXPENSE	7,443	16,754	25,405	25,405
346	IN-CNTY & NON-TRVEL	938	839	650	650
347	TRANS EMP AUTO	216	655	600	600
348	TRANS OTHER	52	302	925	925
<b>TOTAL SERVICES AND SUPPLIES</b>		<b>\$ 290,103</b>	<b>\$ 209,849</b>	<b>\$ 211,384</b>	<b>\$ 211,384</b>
<b>FIXED ASSETS</b>					
510	EQUIPMENT	\$ 14,110	\$ 430,410	\$ 9,480	\$ 9,480
<b>NO. QUAN. DESCRIPTION</b>					
1	LOT			\$ 775	\$ 775
2	1	MINOR EQUIPMENT		180	180
3	2	PAPER JOGGER		1,150	1,150
4	1	TYPEWRITERS		3,300	3,300
5	1	BURSTER		2,100	2,100
6	1	DECOLLATOR		600	600
7	2	CALCULATOR		500	500
8	80	MICROFICHE VIEWERS			
9	1	VOTRONIC CARD READER ACCESSORY		400	400
10	1	ROLL RUBBER MATTING		335	335
11	1	MAGNETIC TAPE STORAGE CABINET		140	140
11	1	DESK, METAL			
<b>TOTAL FIXED ASSETS</b>		<b>\$ 14,110</b>	<b>\$ 430,410</b>	<b>\$ 9,480</b>	<b>\$ 9,480</b>
<b>TOTAL DEPARTMENT 1000</b>		<b>\$ 842,390</b>	<b>\$ 1,358,151</b>	<b>\$ 956,815</b>	<b>\$ 956,815</b>

CCOUNTY OF SAN DIEGO FINAL BUDGET  
 1972-1973  
 BUDGET UNIT EXPENDITURE DETAIL  
 SCHEDULE 6  
 FUND - GENERAL-1001

FUNCTION - GENERAL

ACTIVITY - ELECTICS

BUDGET UNIT - 1010 REGISTRAR OF VOTERS, GENERAL ELECTION

SUB OBJECT ACCOUNT	EXPENDITURE CLASSIFICATION	EXPENDITURES		APPROPRIATIONS	
		ACTUAL EXPENDITURES 1970-1971	ACTUAL EXPENDITURES 1971-1972	EXPENDITURE ESTIMATES RECOMMENDED 1972-1973	ADOPTED BY THE BCARC OF SUPERVISORS 1972-1973
SERVICES AND SUPPLIES					
310	OFFICE EXPENSE	\$ 52,911	\$ 2	\$ 66,163	\$ 66,163
315	PROF & SPEC SERV	117,280		156,400	156,400
320	PUBL & LEGAL NOTE	8,275		10,768	10,768
325	RENT STR IMP GRND	20,550		29,350	29,350
330	RENT LEASE EQUIP	1,054		275	275
340	SPEC DEPT EXPENSE	64,032		117,529	117,529
348	TRANS OTHER	4,033		3,650	3,650
<b>TOTAL SERVICES AND SUPPLIES</b>		<b>\$ 268,135</b>	<b>\$ 2</b>	<b>\$ 384,135</b>	<b>\$ 384,135</b>
<b>TOTAL DEPARTMENT 1010</b>		<b>\$ 268,135</b>	<b>\$ 2</b>	<b>\$ 384,135</b>	<b>\$ 384,135</b>



COUNTY OF SAN DIEGO FINAL BUDGET

1972-1973  
 BUDGET UNIT EXPENDITURE DETAIL  
 SCHEDULE 6  
 FUND - GENERAL-1001

FUNCTION - GENERAL

ACTIVITY - ELECTIONS

BUDGET UNIT - 1020 REGISTRAR OF VOTERS, PRIMARY ELECTION

SUB OBJECT ACCOUNT	EXPENDITURE CLASSIFICATION	EXPENDITURES		EXPENDITURE	APPROPRIATIONS
		ACTUAL EXPENDITURES 1970-1971	ACTUAL EXPENDITURES 1971-1972	ESTIMATES RECOMMENDED 1972-1973	ADOPTED BY THE BOARD OF SUPERVISORS 1972-1973
SERVICES AND SUPPLIES					
310 OFFICE EXPENSE		\$	\$ 38,609	\$	\$
315 PROF & SPEC SERV			132,632		
320 PUBL & LEGAL NOTE			15,600		
325 RENT STR IMP GRND			22,530		
330 RENT LEASE EQUIP			726		
340 SPEC DEPT EXPENSE			109,137		
348 TRANS OTHER			7,410		
<b>TOTAL SERVICES AND SUPPLIES</b>		\$	7CR 7CR	\$	\$
<b>TOTAL DEPARTMENT 1020</b>		\$	7CR	\$	\$

COUNTY OF SAN DIEGO FINAL BUDGET  
 1972-1973  
 BUDGET UNIT EXPENDITURE DETAIL  
 SCHEDULE 6  
 FUND - GENERAL-1001

FUNCTION - GENERAL

ACTIVITY - ELECTIONS

BUDGET UNIT - 1030 REGISTRAR OF VOTERS, CITY OF SAN DIEGO ELECTIONS

SUB OBJECT ACCOUNT	EXPENDITURE CLASSIFICATION	EXPENDITURES		APPROPRIATIONS	
		ACTUAL EXPENDITURES 1970-1971	ACTUAL EXPENDITURES 1971-1972	EXPENDITURE ESTIMATES RECOMMENDED 1972-1973	ACCEPTED BY THE BOARD OF SUPERVISORS 1972-1973
SERVICES AND SUPPLIES					
310 OFFICE EXPENSE		\$	\$ 26,031	\$	\$
315 PROF & SPEC SERV			94,275		
325 RENT STR IMP GRND			18,690		
340 SPEC DEPT EXPENSE			34,713		
348 TRANS OTHER			2,137		
<b>TOTAL SERVICES AND SUPPLIES</b>		\$	\$ 175,846	\$	\$
<b>TOTAL DEPARTMENT 1030</b>		\$	\$ 175,846	\$	\$

COUNTY OF SAN DIEGO FINAL BUDGET

BUDGET UNIT EXPENDITURE DETAIL  
 SCHEDULE 6  
 FUND - GENERAL-1001

FUNCTION - GENERAL

ACTIVITY - ELECTIONS

BUDGET UNIT - 1040 REGISTRAR OF VOTERS, OTHER ELECTIONS AND PETITIONS

SUB OBJECT ACCOUNT	EXPENDITURE CLASSIFICATION	EXPENDITURES		APPROPRIATIONS	
		ACTUAL EXPENDITURES 1970-1971	ACTUAL EXPENDITURES 1971-1972	EXPENDITURE ESTIMATES RECOMMENDED 1972-1973	APPROPRIATIONS BY THE BOARD OF SUPERVISORS 1972-1973
SERVICES AND SUPPLIES					
310 OFFICE EXPENSE		\$ 38,033	\$ 39,428	\$ 15,000	\$ 15,000
315 PROF & SPEC SERV		130,323	93,576	48,000	48,000
320 PUBL & LEGAL NCTE		14,268	5,156	4,600	4,600
325 RENT STR IMP GRND			13,035	4,200	4,200
330 RENT LEASE EQUIP		47	30		
340 SPEC DEPT EXPENSE		64,913	43,035	22,000	22,000
348 TRANS OTHER		2,868	1,499	1,300	1,300
<b>TOTAL SERVICES AND SUPPLIES</b>		<b>\$ 250,452</b>	<b>\$ 195,759</b>	<b>\$ 95,100</b>	<b>\$ 95,100</b>
<b>TOTAL DEPARTMENT 1040</b>		<b>\$ 250,452</b>	<b>\$ 195,759</b>	<b>\$ 95,100</b>	<b>\$ 95,100</b>

COUNTY OF SAN DIEGO FINAL BUDGET  
 1972-1973  
 BUDGET UNIT EXPENDITURE DETAIL  
 SCHEDULE 6  
 FUND - GENERAL-1001

FUNCTION - GENERAL FUNCTION

ACTIVITY - OTHER GENERAL

BUDGET UNIT - 1200 PUBLIC WORKS AGENCY

SUB OBJECT ACCOUNT	EXPENDITURE CLASSIFICATION	EXPENDITURES		APPROPRIATIONS	
		ACTUAL EXPENDITURES 1970-1971	ACTUAL EXPENDITURES 1971-1972	EXPENDITURE ESTIMATES RECOMMENDED 1972-1973	ADOPTED BY THE BOARD OF SUPERVISORS 1972-1973
<b>SALARIES AND EMPLOYEE BENEFITS</b>					
101 SAL & WAGE PERM		\$ 1,526,835	\$ 1,355,455	\$ 1,827,735	\$ 1,827,735
102 SAL & WAGE NON PM		256,943	174,748	122,172	122,172
160 RETIREMENT CERS		135,623	150,226	157,950	157,950
165 RETIREMENT OASDI		63,263	36,338	77,520	77,520
170 EMP GROUP INS		21,067	21,475	29,546	29,546
175 EMP. COMP. INS.		9,891	5,726	6,899	6,899
190 SALARY SAVINGS				77,460CR	91,302CR
191 FRINGE BEN SAVNG				38,577CR	38,977CR
<b>TOTAL SALARIES AND EMPLOYEE BENEFITS</b>		<b>\$ 2,013,622</b>	<b>\$ 1,737,968</b>	<b>\$ 2,105,385</b>	<b>\$ 2,091,543</b>
<b>SERVICES AND SUPPLIES</b>					
205 AGRICULTURAL		\$	\$ 1	\$	\$
210 CLOTH & PERS SUPP		52	135	225	225
215 COMMUNICATIONS		2,556	2,561	2,600	2,600
225 FOOD			76		
230 HOUSEHOLD EXPENSE		25	36	100	100
280 MAINT EQUIP AUTO		28	387		
285 MNT EQ OFFICE & C		84,061	20,763	4,650	4,650
290 MNT STR IMP & GRN		68,853	80,376	7,800	7,800
291 MNT STR IMP & GRN		55,077	22,003		
295 MEC DENTAL & LAB		154	107	25	25
300 MEMBERSHIPS		2,593	2,945	3,595	3,595
305 MISCL EXPENSE		4	2,949	750	750
310 OFFICE EXPENSE		23,239	38,295	44,187	44,187
315 PROF & SPEC SERV		403,401	214,631	325,760	325,760
317 PROF&SPEC SERV-IC			394,050	728,279	728,279
318 PROJ. REIMBURSE.			4,327		
320 PUBL & LEGAL NOTE		12	247	2,000	2,000
325 RENT STR IMP GRND			1,598,634		
330 RENT LEASE EQUIP		128,722	115,563	92,412	92,412
335 SMALL TOOLS & INS		346	525	1,330	1,330
340 SPEC DEPT EXPENSE		114,066	108,850	40,850	40,850
346 IN-CNTY & NON-TRVL		4,448	7,565	8,627	8,627
347 TRANS EMP AUTO		13,424	19,308	27,274	27,274
348 TRANS OTHER		1,573	2,179	5,350	5,350
350 UTILITIES		20,710	25,180	12,800	12,800
<b>TOTAL SERVICES AND SUPPLIES</b>		<b>\$ 918,344</b>	<b>\$ 2,661,693</b>	<b>\$ 1,308,614</b>	<b>\$ 1,308,614</b>
<b>OTHER CHARGES</b>					
453 CONTR OTHER AGENC		\$	\$ 63,886	\$	\$
462 JUDGMENTS			2		
467 TAXES & ASSMTS		293	82		
<b>TOTAL OTHER CHARGES</b>		<b>\$ 293</b>	<b>\$ 63,970</b>	<b>\$</b>	<b>\$</b>
<b>FIXED ASSETS</b>					
510 EQUIPMENT		\$ 43,738	\$ 38,504	\$ 33,863	\$ 33,863
<b>NO. QUAN. DESCRIPTION</b>					
1	LOT	MINOR EQUIPMENT		\$ 5,643	\$ 5,643
2	1	CAMERA		100	100
3	1	VACUUM CLEANER		460	460
4	30	DESK		6,115	6,115
5	9	CALCULATOR		4,810	4,810
6	8	DICTATION EQUIPMENT		2,910	2,910
7	7	TYPEWRITER		4,140	4,140
8	21	CREDENZA		4,865	4,865
9	6	INFCRMATION DISPLAY SYSTEM		2,700	2,700
10	2	TABLE, DRAFTING		450	450
11	1	VISUAL AND PANEL		110	110
12	1	TIME STAMP		300	300
13	3	ADDING MACHINE		1,260	1,260
520 LAND		\$	\$ 730,062	\$	\$
530 STRUCT & IMPVMTS		\$	\$ 161,058	\$	\$
<b>TOTAL FIXED ASSETS</b>		<b>\$ 43,738</b>	<b>\$ 925,664</b>	<b>\$ 33,863</b>	<b>\$ 33,863</b>

COUNTY OF SAN DIEGO FINAL BUDGET  
 1972-1973  
 BUDGET UNIT EXPENDITURE DETAIL  
 SCHEDULE 6  
 FUND - GENERAL-1001

FUNCTION - GENERAL FUNCTION

ACTIVITY - OTHER GENERAL

BUDGET UNIT - 1200 PUBLIC WORKS AGENCY - CONTINUED

SUB OBJECT ACCOUNT	EXPENDITURE CLASSIFICATION	EXPENDITURES		APPROPRIATIONS	
		ACTUAL EXPENDITURES 1970-1971	ACTUAL EXPENDITURES 1971-1972	EXPENDITURE ESTIMATES RECOMMENDED 1972-1973	ADOPTED BY THE BOARD OF SUPERVISORS 1972-1973
EXPENDITURE TRANSFERS AND REIMBURSEMENTS					
60C COSTS APPLIED		\$ 1,569,874CR	\$ 1,299,855CR	\$ 1,719,875CR	\$ 1,719,875CR
605 REIMBRSD PROJCTS		62,108CR	111,404CR		
TOTAL EXPENDITURE TRANSFERS AND REIMBURSEMENTS		\$ 1,631,982CR	\$ 1,411,259CR	\$ 1,719,875CR	\$ 1,719,875CR
TOTAL DEPARTMENT 1200		\$ 1,344,015	\$ 3,982,036	\$ 1,727,987	\$ 1,714,145

COUNTY OF SAN DIEGO FINAL BUDGET  
 1972-1973  
 BUDGET UNIT EXPENDITURE DETAIL  
 SCHEDULE 6  
 FUND - GENERAL-1001

FUNCTION - GENERAL

ACTIVITY - PLANT ACQUISITION

BUDGET UNIT - 1250 PUBLIC WORKS AGENCY, FACILITIES DEVELOPMENT

SUB OBJECT ACCOUNT	EXPENDITURE CLASSIFICATION	EXPENDITURES		APPROPRIATIONS	
		ACTUAL EXPENDITURES 1970-1971	ACTUAL EXPENDITURES 1971-1972	EXPENDITURE ESTIMATES RECOMMENDED 1972-1973	ACCEPTED BY THE BOARD OF SUPERVISORS 1972-1973
SERVICES AND SUPPLIES					
291 MNT STR IMP & GRN		\$ 306,894	\$ 1,096	\$ 1,852,375	\$ 1,571,275
325 RENT STR IMP GRND		1,543,276		2,555,251	2,405,251
TOTAL SERVICES AND SUPPLIES		\$ 1,850,170	\$ 1,096	\$ 4,447,626	\$ 3,976,526
FIXED ASSETS					
520 LAND		\$ 290,212	\$ 1,164,781	\$ 5,211,931	\$ 5,111,931
530 STRUCT & IMPVMTS		363,314		3,526,270	3,622,770
3011	FISCAL AGENCY ADMINISTRATION CENTER - RM 702			\$ 3,400	\$ 3,400
3003	HEALTH CARE AGENCY PARKING LOT WEST OF BLDG A-2 GRA			3,030	3,030
3158	T.B. CLINIC-SPUTUM INDUC. RM.-VENTILATION			2,885	2,885
2347	MODEL CITIES COMPREHENSIVE HEALTH CENTER			59,000	59,000
3048	HUMAN RESOURCES AGENCY BARRETT HONOR CAMP PERIMETER LIG			6,000	6,000
3049	MEN S IN-TOWN, WORK FURLCUGH CENTER-SLAB			5,870	5,870
2313	VIEJAS REHABILITATION CENTER ACTVTS BLDG			106,000	106,000
3047	VIEJAS CLASSIFICATION CENTER REC BLDG			52,000	52,000
3050	VILLA DEL SOL WOMEN S IN-TOWN H			6,530	6,530
3138	HILLCREST RECEIVING HOME PATIO			675	675
3142	JUVENILE HALL SECURITY FENCING			1,530	1,530
3145	JUV HALL UNITS 60 AND 80 COOLED-WATER			880	880
3136	LAS COLINAS - SCHOOL BLDG FENCIN			1,025	1,025
3135	RANCHO DEL CAMPO - ILLUMINATION			3,110	3,110
3272	RANCHO DEL CAMPO - WTR. STORAGE			40,000	40,000
5949	LAW & JUSTICE AGENCY COURTHOUSE CENTRAL AIR CONDITIGNING			644,000	644,000
3261	OPERATIONS CENTER - BLDG 14 EXAM RM-VENT			29,840	29,840
3250	COURTHOUSE - JAIL - FEMALE INMATES-TOILET			5,140	5,140
3219	JUVENILE COURT - EXPANSION/REMO			76,000	76,000
3184	PUBLIC WORKS AGENCY BORREGO AIRPORT TAXIWAY - EAST S			2,500	2,500
2008	GILLESPIE FLOOD CONTROL CHANNELS			104,000	104,000
3122	GIL FLD-COLLECTOR, U/GROUND STORM DRAIN			115,000	115,000
3125	GILLESPIE FIELD-INSTALL ELECT. DUCTS			31,650	31,650
3191	GILLESPIE FIELD-PERIMETER FENCE			15,950	15,950
3190	GILLESPIE-ADMIN BUILDING VENTILATION			2,985	2,985
3188	JACUMBA-AIRPORT DRAINAGE CHANNELS			13,350	13,350
3116	PALOMAR AIRPORT ELECTRICAL SERVI			29,900	29,900
3117	PALOMAR UTILITIES SERVICES FAA CCN TOWER			9,210	9,210
3118	PALOMAR SEG CIRCLE & TRAFFIC WIND TEE			39,260	39,260
3201	RAMONA AIRPORT ROTATING BEACON			3,430	3,430
3124	RAMONA AIRPORT - RUNWAY RECONSTRUCTION			78,100	78,100
3088	OPER CTR-BLDG 5 MAT LAB DUST ELIMINATN			790	790
3087	OPER CTR-BLDG 12 STOREROOM MEZZANINE			5,310	5,310
3273	SEABLUFF VILLAGE - BEACH ACCESS			50,000	50,000
3209	LEMEN GROVE SERVICE CENTER INSTA			27,920	27,920
2733	HERITAGE PARK - SITE PREPARATION-PHASE I			150,000	150,000
3726	HERITAGE PARK-INITIAL PAVEMENT/LANDSCAPE			150,000	150,000
3705	DOS PICOS - PHASE III DEVELOPMEN			94,500	94,500
3704	SAN DIEGLITO - PHASE III DEVELOP			166,000	166,000
3703	SAN DIEGLITO - SUPPORT FACILITY			51,500	51,500
3706	LAKE JENNINGS - CAMPSITE IMPRVE			25,000	25,000
3707	VARIOUS PARKS - LANDSCAPE			85,000	85,000
3708	QUAIL - STRUCTURAL RENOVATION			25,600	25,600
3709	GUAJOME - PHASE II DEVELOPMENT			250,000	250,000
3710	VARIOUS PARKS - INFORMATION KIOSKS			16,700	16,700
3711	AGUA CALIENTE - CAMPGROUND RENOV			150,000	150,000
3712	VARIOUS PARKS - ROVING RANGER SITES			20,000	20,000

COUNTY OF SAN DIEGO FINAL BUDGET  
 1972-1973  
 BUDGET UNIT EXPENDITURE DETAIL  
 SCHEDULE 6  
 FUND - GENERAL-1001

FUNCTION - GENERAL

ACTIVITY - PLANT ACQUISITION

BUDGET UNIT - 1250 PUBLIC WORKS AGENCY, FACILITIES DEVELOPMENT - CONTINUED

SUB OBJECT ACCOUNT	EXPENDITURE CLASSIFICATION	EXPENDITURES		APPROPRIATIONS	
		ACTUAL EXPENDITURES 1970-1971	ACTUAL EXPENDITURES 1971-1972	EXPENDITURE ESTIMATES RECOMMENDED 1972-1973	ACCEPTED BY THE BOARD OF SUPERVISORS 1972-1973
FIXED ASSETS - CONTINUED					
3720	VARIOUS - BICYCLE TRAILS			\$ 150,000	\$ 150,000
3721	CASTLE PARK - INITIAL DEVELOPMENT			50,000	50,000
3722	LEMON GROVE PARK #1 - INITIAL DEVELOPMENT			12,000	12,000
3723	SANTEE PARK #1 - INITIAL DEVELOPMENT			60,000	60,000
3724	SANTEE PARK #2 - INITIAL DEVELOPMENT			25,000	25,000
3725	POWAY PARK #1 - INITIAL DEVELOPMENT			8,000	8,000
3059	JAMACHA DISP. SITE-ENT ROAD-SEAL AND EXTD			5,500	5,500
2077	JAMACHA DISP. SITE - WTR. DIST.			5,700	5,700
3058	OTAY DISPOSAL SITE-INDUSTRIAL WASTE PITS			15,560	15,560
2255	NORTH COASTAL DISP. SITE - EQUIP. ENCLCS			3,600	3,600
2078	RAMONA DISP. SITE - WATER DIST. LINE			11,500	11,500
3100	SAN ELIJAH DISP. SITE-ENT RD-SEAL AND EXTD			5,200	5,200
3108	VARIOUS LANDFILL SITES - STORAGE SHEDS			3,470	3,470
					X
SPECIAL PUBLIC SERVICES AGENCY					
3041	OPERATIONS BLDG 3 AGRICULTURE WA			450	450
3044	AGRICULTURE OFFICE - EL CAJON-REFG WATER			495	495
3043	BRANCH CENTER - VISTA - REFG WATER			500	500
3059	CENTRAL COUNTY ANIMAL SHELTER-CLEAN SYS.			4,420	4,420
3071	NORTH COUNTY ANIMAL SHELTER-CORRALS			3,470	3,470
3072	SPRING VALLEY ANIMAL SHELTER-CORRALS			2,700	2,700
3268	PARKS AND REC.-SHERMAN GILBERT HOUSE-REST GENERAL GOVERNMENT				96,500
5943	ADMIN CENTER AIR COND			205,000	205,000
3267	ADMIN CENTER - INCREASE ELECTRIC CAPACITY			166,000	166,000
2293	OPERATIONS CENTER - IMP. ELECT.			17,650	17,650
3005	ADMIN CNTR - ROOM 456 - CARPETING			1,085	1,085
<b>TOTAL FIXED ASSETS</b>		<b>\$ 653,526</b>	<b>\$ 1,164,781</b>	<b>\$ 8,738,201</b>	<b>\$ 8,734,701</b>
EXPENDITURE TRANSFERS AND REIMBURSEMENTS					
600 COSTS APPLIED				\$ 66,955CR	\$ 66,955CR
<b>TOTAL EXPENDITURE TRANSFERS AND REIMBURSEMENTS</b>		<b>\$</b>	<b>\$ 20,304CR</b>	<b>\$ 66,955CR</b>	<b>\$ 66,955CR</b>
<b>TOTAL DEPARTMENT 1250</b>		<b>\$ 2,503,696</b>	<b>\$ 1,145,573</b>	<b>\$ 13,118,872</b>	<b>\$ 12,644,272</b>

FOOTNOTE: Constructed by force account

\$38,948

\$76,501

COUNTY OF SAN DIEGO FINAL BUDGET  
1972-1973  
BUDGET UNIT EXPENDITURE DETAIL  
SCHEDULE 6  
FUND - GENERAL-1001

FUNCTION - GENERAL

ACTIVITY - PROPERTY MANAGEMENT

BUDGET UNIT - 1300 DEPARTMENT OF GENERAL SERVICES

SUB OBJECT ACCOUNT	EXPENDITURE CLASSIFICATION	EXPENDITURES		APPROPRIATIONS	
		ACTUAL EXPENDITURES 1970-1971	ACTUAL EXPENDITURES 1971-1972	EXPENDITURE ESTIMATES RECOMMENDED 1972-1973	ADOPTED BY THE BOARD OF SUPERVISORS 1972-1973
<b>SALARIES AND EMPLOYEE BENEFITS</b>					
101	SAL & WAGE PERM	\$ 4,363,324	\$ 5,306,514	\$ 5,879,602	\$ 5,879,602
102	SAL & WAGE NON PM	120,097	221,942	504,222	504,222
160	RETIREMENT CERS	388,955	449,020	514,494	514,494
165	RETIREMENT NASDI	181,560	224,450	297,998	297,998
170	EMP GROUP INS	75,248	96,427	122,281	122,281
175	EMP. COMP. INS.	24,703	20,451	22,834	22,834
190	SALARY SAVINGS			38,283CR	38,283CR
191	FRINGE BEN SAVING			129,178CR	129,178CR
<b>TOTAL SALARIES AND EMPLOYEE BENEFITS</b>		<b>\$ 5,153,887</b>	<b>\$ 6,318,844</b>	<b>\$ 7,173,970</b>	<b>\$ 7,173,970</b>
<b>SERVICES AND SUPPLIES</b>					
205	AGRICULTURAL	\$ 12	\$ 7	\$	\$
210	CLOTH & PERS SLPP	2,734	3,030	4,655	4,655
215	COMMUNICATIONS	614,269	871,984	895,055	895,055
230	HOUSEHOLD EXPENSE	68,708	82,289	55,970	55,970
280	MAINT EQUIP AUTO	748,506	543,072	971,000	971,000
285	MNT EQ OFFICE & C	14,119	30,535	143,020	143,020
290	MNT STR IMP & GRN	487,312	418,670	531,053	531,053
291	MNT STR IMP & GRN		646,578	51,584	51,584
295	MCC DENTAL & LAB	23	273	90	90
300	MEMBERSHIPS	789	559	465	465
305	MISCL EXPENSE		250	1,000	1,000
310	OFFICE EXPENSE	17,013	22,831	22,975	22,975
315	PROF & SPEC SERV	338,047	251,043	2,684,145	2,684,145
317	PROF & SPEC SERV-ID		365,864	410,956	410,956
325	RENT STR IMP GRND		200	600	600
330	RENT LEASE EQUIP	178,202	212,606	152,191	152,191
335	SMALL TOOLS & INS	23,868	28,664	19,075	19,075
340	SPEC DEPT EXPENSE	3,691	74,894	27,225	27,225
346	IN-CNTY & NON-TRVEL	1,783	3,036	2,880	2,880
347	TRANS EMP AUTO	36,604	55,401	100,680	100,680
348	TRANS OTHER	310	525	860	860
350	UTILITIES	541,312	1,016,193	1,283,000	1,253,000
<b>TOTAL SERVICES AND SUPPLIES</b>		<b>\$ 3,077,302</b>	<b>\$ 5,028,948</b>	<b>\$ 7,402,479</b>	<b>\$ 7,372,479</b>
<b>FIXED ASSETS</b>					
510	EQUIPMENT	\$ 13,536	\$ 1,806,747	\$ 54,842	\$ 54,842

NO. QUAN. DESCRIPTION

1	LOT	MINOR EQUIPMENT	\$	5,602	\$	5,602
2	11	DESK		1,745		1,745
3	4	TYPEWRITER, ELECTRIC		2,310		2,310
4	5	CALCULATOR, ELECTRONIC		2,205		2,205
5	1	ADDING MACHINE		235		235
6	1	DISPLAY BOARD		230		230
7	1	DRAFTING MACHINE		140		140
8	1	PAPER JCGGER		250		250
9	1	CREDENZA		200		200
10	20	VACUUM CLFANER		3,145		3,145
11	3	FLCCR MACHINE		1,100		1,100
12	1	CARPET SHAMPOO MACHINE		1,050		1,050
13	1	FLOOR MAINTAINER		1,500		1,500
14	1	MICROFILM, MOTORIZED		1,925		1,925
15	2	AUDIO SIGNAL GENERATOR		450		450
16	3	OSCILLOSCOPE		855		855
17	9	VOLT OHM METER		960		960
18	1	COLOR BAR GENERATOR		180		180
19	2	TUNABLE VCLTMETER		2,750		2,750
20	1	METER MACHINE		4,400		4,400
21	1	MAIL SCALE		250		250
22	1	SELECTIVE FREQUENCY METER		2,000		2,000
23	1	VACUUM PLMP		175		175
24	1	AIRLESS SPRAY PUMP		685		685
25	1	INSULATION TESTER		190		190
26	1	STAINLESS STEEL TABLE		135		135



COUNTY OF SAN DIEGO FINAL BUDGET  
 1972-1973  
 BUDGET UNIT EXPENDITURE DETAIL  
 SCHEDULE 6  
 FUNC - GENERAL-1001

FUNCTION - GENERAL

ACTIVITY - PROPERTY MANAGEMENT

BUDGET UNIT - 1300 DEPARTMENT OF GENERAL SERVICES - CONTINUED

		EXPENDITURES		EXPENDITURE	APPROPRIATIONS
SUB	OBJECT	ACTUAL	ACTUAL	ESTIMATES	ACCPTEC
ACCCUNT	EXPENDITURE CLASSIFICATION	EXPENDITURES	EXPENDITURES	RECOMMENDED	BY THE BOARD
		1970-1971	1971-1972	1972-1973	CF SUPERVISCRS
					1972-1973
FIXED ASSETS - CONTINUED					
NO. QUAN. DESCRIPTION					
27	1			1,000	1,000
28	1			1,550	1,550
29	1			2,050	2,050
30	1			250	250
31	1			185	185
32	1			225	225
33	3			255	255
34	1			285	285
35	1			700	700
36	2			160	160
37	3			675	675
38	1			1,700	1,700
39	1			150	150
40	6			1,620	1,620
41	1			2,500	2,500
42	1			2,000	2,000
43	4			880	880
44	1			800	800
45	1			340	340
46	1			410	410
47	1			2,070	2,070
48	1			370	370
TOTAL FIXED ASSETS		\$ 13,536	\$ 1,806,747	\$ 54,842	\$ 54,842
EXPENDITURE TRANSFERS AND REIMBURSEMENTS					
600 COSTS APPLIED		\$ 1,712,996CR	\$ 2,234,451CR	\$ 4,933,105CR	\$ 4,933,105CR
605 REIMBPD PROJCTS		873CR	39,675CR		
TOTAL EXPENDITURE TRANSFERS AND REIMBURSEMENTS		\$ 1,713,869CR	\$ 2,274,126CR	\$ 4,933,105CR	\$ 4,933,105CR
TOTAL DEPARTMENT 1300		\$ 6,530,856	\$ 10,880,413	\$ 9,698,186	\$ 9,668,186

COUNTY OF SAN DIEGO FINAL BUDGET  
 1972-1973  
 BUDGET UNIT EXPENDITURE DETAIL  
 SCHEDULE 6  
 FUND - GENERAL-1001

FUNCTION - GENERAL

ACTIVITY - PLANT ACQUISITION

BUDGET UNIT - 1310 COUNTY WIDE EQUIPMENT ACQUISITION

SUB OBJECT ACCOUNT	EXPENDITURE CLASSIFICATION	EXPENCITURES		APPRCPRATIACNS	
		ACTUAL EXPENDITURES 1970-1971	ACTUAL EXPENDITURES 1971-1972	EXPENDITURE ESTIMATES RECCMMENDED 1972-1973	ACOPTED BY THE BCARC GF SUPERVISCRS 1972-1973
FIXED ASSETS 510 EQUIPMENT		\$ 976,838	\$	\$ 2,160,410	\$ 2,143,410
NO. QUAN. DESCRIPTION					
1 LOT MINOR EQUIPMENT				\$ 865,900	\$ 865,900
2 260 AUTOMOTIVE - REPLACEMENT				19,650	19,650
3 LOT INTERCOMM & PAGING SYSTEM				368,500	368,500
4 LOT LAW ENF. COMM. SYS. FINAL PMT				96,625	96,625
5 LOT MISC. COMM. REQUESTS				1,980	1,980
6 LOT MISC. ELECTRONIC EQUIP				170,605	170,605
7 LOT RADIO EQUIPMENT				75,000	75,000
8 LOT SECURITY EQUIPMENT				558,150	541,150
9 84 AUTOMOTIVE - NEW ADDITIONAL					
TOTAL FIXED ASSETS		\$ 976,838	\$	\$ 2,160,410	\$ 2,143,410
TOTAL DEPARTMENT 1310		\$ 976,838	\$	\$ 2,160,410	\$ 2,143,410

COUNTY OF SAN DIEGO FINAL BUDGET  
 1972-1973  
 BUDGET UNIT EXPENDITURE DETAIL  
 SCHEDULE 6  
 FUNC - GENERAL-1001

FUNCTION - GENERAL

ACTIVITY - PROMOTION

BUDGET UNIT - 1500 ADVERTISING COUNTY RESOURCES

SUB OBJECT ACCOUNT	EXPENDITURE CLASSIFICATION	EXPENDITURES		APPROPRIATIONS	
		ACTUAL EXPENDITURES 1970-1971	ACTUAL EXPENDITURES 1971-1972	EXPENDITURE ESTIMATES RECOMMENDED 1972-1973	ACCEPTED BY THE BOARD OF SUPERVISORS 1972-1973
SERVICES AND SUPPLIES 340 SPEC DEPT EXPENSE		\$ 242,036	\$ 264,531	\$ 255,240	\$ 138,570
P01	BAND & ORCHESTRA COMM			\$ 16,000	\$ 16,000
P02	ECCNOMIC DEVELOPMENT CORP			1,000	1,000
P03	LOCAL EVENTS			7,240	6,570
P04	COMBO			100,000	90,000
P05	CONVENTION AND VISITORS BUREAU			75,000	25,000
P06	UNALLOCATED			56,000	
<b>TOTAL SERVICES AND SUPPLIES</b>		<b>\$ 242,036</b>	<b>\$ 264,531</b>	<b>\$ 255,240</b>	<b>\$ 138,570</b>
<b>TOTAL DEPARTMENT 1500</b>		<b>\$ 242,036</b>	<b>\$ 264,531</b>	<b>\$ 255,240</b>	<b>\$ 138,570</b>

COUNTY OF SAN DIEGO FINAL BUDGET  
 1972-1973  
 BUDGET UNIT EXPENDITURE DETAIL  
 SCHEDULE 6  
 FUND - GENERAL-1001

FUNCTION - GENERAL

ACTIVITY - OTHER GENERAL

BUDGET UNIT - 1600 INSURANCE

SUB OBJECT ACCOUNT	EXPENDITURE CLASSIFICATION	EXPENDITURES		APPROPRIATIONS	
		ACTUAL EXPENDITURES 1970-1971	ACTUAL EXPENDITURES 1971-1972	EXPENDITURE ESTIMATES RECOMMENDED 1972-1973	ACCEPTED BY THE BOARD OF SUPERVISORS 1972-1973
SERVICES AND SUPPLIES					
242 INS IND & BLN BND		\$ 8,658	\$ 13,396	\$ 2,000	\$ 2,000
244 INS COUNTY PROP		27,140	94,703	30,152	30,152
245 INS PUB LIABILITY		384,005	463,265	535,300	535,300
246 INS OTHER			250		
315 PROF & SPEC SERV			3,620		
TOTAL SERVICES AND SUPPLIES		\$ 419,803	\$ 575,334	\$ 567,452	\$ 567,452
EXPENDITURE TRANSFERS AND REIMBURSEMENTS					
600 COSTS APPLIED		\$	\$ 114,794CR	\$	\$
TOTAL EXPENDITURE TRANSFERS AND REIMBURSEMENTS		\$	\$ 114,794CR	\$	\$
TOTAL DEPARTMENT 1600		\$ 419,803	\$ 460,540	\$ 567,452	\$ 567,452

COUNTY OF SAN DIEGO FINAL BUDGET  
 1972-1973  
 BUDGET UNIT EXPENDITURE DETAIL  
 SCHEDULE 6  
 FUND - GENERAL-1001

FUNCTION - GENERAL

ACTIVITY - OTHER GENERAL

BUDGET UNIT - 1700 COUNTY EMPLOYEES BENEFITS

SUB OBJECT ACCOUNT	EXPENDITURE CLASSIFICATION	EXPENCITURES		EXPENDITURE ESTIMATES RECOMMENDED 1972-1973	APPROPRIATIONS ACCEPTED BY THE BOARD OF SUPERVISORS 1972-1973
		ACTUAL EXPENDITURES 1970-1971	ACTUAL EXPENDITURES 1971-1972		
SALARIES AND EMPLOYEE BENEFITS					
160 RETIREMENT CERS		\$ 7,139,741	\$ 7,847,608	\$ 9,738,788	\$ 9,738,788
165 RETIREMENT DASDI		2,886,972	3,350,676	4,963,571	4,963,571
170 EMP. GROUP. INS.		1,264,643	1,522,571	2,022,183	2,022,183
175 EMP. COMP. INS.		126,376	169,100	241,718	241,718
<b>TOTAL SALARIES AND EMPLOYEE BENEFITS</b>		<b>\$ 11,417,732</b>	<b>\$ 12,889,955</b>	<b>\$ 16,966,260</b>	<b>\$ 16,966,260</b>
EXPENDITURE TRANSFERS AND REIMBURSEMENTS					
600 COSTS APPLIED		\$ 2,143,036CR	\$ 1,970,659CR	\$	\$
601 COST APP - CERS				9,738,788CR	9,738,788CR
602 COST APP - DASDI				4,963,571CR	4,963,571CR
603 COST APP - GRP. INS.				2,022,183CR	2,022,183CR
604 COST APP - COMP. INS.			259,795CR	241,718CR	241,718CR
605 REIMBSC PROJECTS			136,134CR		
<b>TOTAL EXPENDITURE TRANSFERS AND REIMBURSEMENTS</b>		<b>\$ 2,143,036CR</b>	<b>\$ 2,366,588CR</b>	<b>\$ 16,966,260CR</b>	<b>\$ 16,966,260CR</b>
<b>TOTAL DEPARTMENT 1700</b>		<b>\$ 9,274,696</b>	<b>\$ 10,523,367</b>	<b>\$</b>	<b>\$</b>

COUNTY OF SAN DIEGO FINAL BUDGET  
 1972-1973  
 BUDGET UNIT EXPENDITURE DETAIL  
 SCHEDULE 6  
 FUND - GENERAL-1001

FUNCTION - GENERAL

ACTIVITY - OTHER GENERAL

BUDGET UNIT - 1900 DEPARTMENT OF THE COUNTY ENGINEER, ENGINEERING DIVISION

SUB OBJECT ACCOUNT	EXPENDITURE CLASSIFICATION	EXPENCITURES		APPROPRIATIONS	
		ACTUAL EXPENDITURES 1970-1971	ACTUAL EXPENDITURES 1971-1972	EXPENCITURE ESTIMATES RECCMMENDED 1972-1973	ACOTEC BY THE BCARC OF SUPERVISGRS 1972-1973
SERVICES AND SUPPLIES					
285 MNT EQ OFFICE & C		\$ 21	\$	\$	\$
290 MNT STR IMP & GRN		1,801CR	14,337		
305 MISCL EXPENSE			5		
310 OFFICE EXPENSE		16,161	1,287		
315 PROF & SPEC SERV		833,220	3,829	1,246,040	1,246,040
317 PROF&SPEC SERV-IC			592,054		
340 SPEC DEPT EXPENSE		223,745	16,710		
346 IN-CNTY & NGN-TRVEL			431		
347 TRANS EMP AUTO		583	239		
TOTAL SERVICES AND SUPPLIES		\$ 1,071,929	\$ 1,028,892	\$ 1,246,040	\$ 1,246,040
OTHER CHARGES					
453 CONTR OTHER AGENC		\$	\$	\$ 17,700	\$ 17,700
463 RIGHT OF WAYS		5,989	12,938	75,000	75,000
TOTAL OTHER CHARGES		\$ 5,989	\$ 12,938	\$ 92,700	\$ 92,700
FIXED ASSETS					
510 EQUIPMENT		\$ 7,765	\$	\$	\$
TOTAL FIXED ASSETS		\$ 7,765	\$	\$	\$
EXPENDITURE TRANSFERS AND REIMBURSEMENTS					
600 COSTS APPLIED		\$ 490CR	\$ 242CR	\$	\$
605 REIMBSC PROJCTS			134		
TOTAL EXPENDITURE TRANSFERS AND REIMBURSEMENTS		\$ 490CR	\$ 108CR	\$	\$
TOTAL DEPARTMENT 1900		\$ 1,085,193	\$ 1,041,722	\$ 1,338,740	\$ 1,338,740

COUNTY OF SAN DIEGO FINAL BUDGET  
 1972-1973  
 BUDGET UNIT EXPENDITURE DETAIL  
 SCHEDULE 6  
 FUNC. - GENERAL-1001

FUNCTION - PUBLIC PROTECTION  
 BUDGET UNIT - 2000 SUPERIOR COURT

ACTIVITY - JUDICIAL

SUB OBJECT ACCOUNT	EXPENDITURE CLASSIFICATION	EXPENDITURES		APPROPRIATIONS	
		ACTUAL EXPENDITURES 1970-1971	ACTUAL EXPENDITURES 1971-1972	EXPENDITURE ESTIMATES RECOMMENDED 1972-1973	ACCPTEC BY THE BCARC CF SUPERVISCRS 1972-1973
<b>SALARIES AND EMPLOYEE BENEFITS</b>					
101	SAL & WAGE PERM	\$ 949,959	\$ 1,038,878	\$ 1,131,480	\$ 1,131,480
102	SAL & WAGE NON PM		450	54,200	54,200
160	RETIREMENT CERS			79,299	79,299
165	RETIREMENT OASDI			41,754	41,754
170	EMP GROUP INS			16,728	16,728
175	EMP. COMP. INS.			3,913	3,913
191	FRINGE BEN. SAVING			24,215	24,215
	<b>TOTAL SALARIES AND EMPLOYEE BENEFITS</b>	<b>\$ 949,959</b>	<b>\$ 1,039,328</b>	<b>\$ 1,303,159</b>	<b>\$ 1,303,159</b>
<b>SERVICES AND SUPPLIES</b>					
261	JURY EXP JURORS	\$ 307,676	\$ 341,929	\$ 310,000	\$ 310,000
262	JURY EXP WITNESS	68,219	73,920	80,000	80,000
263	JURY EXP INTERPTR	145	295	500	500
285	MNT EQ OFFICE & O	73	147	800	800
310	OFFICE EXPENSE	9,220	13,410	12,000	12,000
315	PROF & SPEC SERV	76,346	127,217	95,000	95,000
316	PROF & SPEC ATTY	590,208	667,651	675,000	675,000
330	RENT LEASE EQUIP		133	2,000	2,000
340	SPEC DEPT EXPENSE	24,169	31,176	35,000	35,000
341	SPEC DEPT EXP D A		65		
346	IN-CNTY & NON-TRVEL	5,697	6,143	4,360	4,360
347	TRANS EMP AUTO		40		
348	TRANS OTHER		240		
	<b>TOTAL SERVICES AND SUPPLIES</b>	<b>\$ 1,081,753</b>	<b>\$ 1,262,366</b>	<b>\$ 1,214,660</b>	<b>\$ 1,214,660</b>
<b>FIXED ASSETS</b>					
510	EQUIPMENT	\$ 3,633	\$ 46,674	\$ 19,097	\$ 19,097
<b>NO. QUAN. DESCRIPTION</b>					
1	LOT MINOR EQUIP			\$ 16,549	\$ 16,549
2	2 TYPEWRITER			720	720
3	3 DESK			800	800
4	1 DUPLICATING MACHINE			448	448
5	1 DICTATING MACHINE			290	290
6	1 TRANSCRIBING MACHINE			290	290
	<b>TOTAL FIXED ASSETS</b>	<b>\$ 3,633</b>	<b>\$ 46,674</b>	<b>\$ 19,097</b>	<b>\$ 19,097</b>
	<b>TOTAL DEPARTMENT 2000</b>	<b>\$ 2,035,345</b>	<b>\$ 2,348,368</b>	<b>\$ 2,536,916</b>	<b>\$ 2,536,916</b>

COUNTY OF SAN DIEGO FINAL BUDGET  
 1972-1973  
 BUDGET UNIT EXPENDITURE DETAIL  
 SCHEDULE 6  
 FUND - GENERAL-1001

FUNCTION - PUBLIC PROTECTION

ACTIVITY - JUCICIAL

BUDGET UNIT - 2070 SUPERIOR COURT, MENTAL HEALTH COUNSELOR

SUB OBJECT ACCOUNT	EXPENDITURE CLASSIFICATION	EXPENCITURES		APPROPRIATIONS	
		ACTUAL EXPENDITURES 1970-1971	ACTUAL EXPENDITURES 1971-1972	EXPENCITURE ESTIMATES RECOMMENDED 1972-1973	ADOPTED BY THE BCARC OF SUPERVISCRS 1972-1973
SALARIES AND EMPLOYEE BENEFITS					
101 SAL & WAGE PERM		\$ 79,738	\$ 86,888	\$ 91,023	\$ 91,023
160 RETIREMENT CERS				7,941	7,941
165 RETIREMENT OASDI				4,074	4,074
17C EMP GRCLP INS				1,634	1,634
175 EMP. COMP. INS.				294	294
191 FRINGE BEN SAVING				1,834CR	1,834CR
<b>TOTAL SALARIES AND EMPLOYEE BENEFITS</b>		<b>\$ 79,738</b>	<b>\$ 86,888</b>	<b>\$ 103,132</b>	<b>\$ 103,132</b>
SERVICES AND SUPPLIES					
285 MNT EQ OFFICE & C		\$ 21	\$ 23	\$ 100	\$ 100
310 OFFICE EXPENSE		1,003	528	1,000	1,000
315 PRGF & SPEC SERV		451	150	500	500
346 IN-CNTY & NCN-TRVEL		83	38	106	106
347 TRANS EMP AUTO		2,773	3,065	3,600	3,600
<b>TOTAL SERVICES AND SUPPLIES</b>		<b>\$ 4,331</b>	<b>\$ 3,804</b>	<b>\$ 5,306</b>	<b>\$ 5,306</b>
FIXED ASSETS					
510 EQUIPMENT		\$	\$ 491	\$ 550	\$ 550
NO. QUAN. DESCRIPTION					
1	LOT MINOR EQUIPMENT			\$	\$
2	1 TYPEWRITER			550	550
<b>TOTAL FIXED ASSETS</b>		<b>\$</b>	<b>\$ 491</b>	<b>\$ 550</b>	<b>\$ 550</b>
<b>TOTAL DEPARTMENT 2070</b>		<b>\$ 84,069</b>	<b>\$ 91,183</b>	<b>\$ 108,988</b>	<b>\$ 108,988</b>



COUNTY OF SAN DIEGO FINAL BUDGET  
 1972-1973  
 BUDGET UNIT EXPENDITURE DETAIL  
 SCHEDULE 6  
 FUNC - GENERAL-1001

FUNCTION - PUBLIC PROTECTION

BUDGET UNIT - 2100 MUNICIPAL COURT - EL CAJON

ACTIVITY - JUDICIAL

SUB OBJECT ACCOUNT	EXPENDITURE CLASSIFICATION	EXPENDITURES		APPROPRIATIONS	
		ACTUAL EXPENDITURES 1970-1971	ACTUAL EXPENDITURES 1971-1972	EXPENDITURE ESTIMATES RECOMMENDED 1972-1973	ACCEPTED BY THE BOARD OF SUPERVISORS 1972-1973
<b>SALARIES AND EMPLOYEE BENEFITS</b>					
101 SAL & WAGE PERM		\$ 361,244	\$ 415,341	\$ 461,160	\$ 461,160
102 SAL & WAGE NON PM			5,516	12,704	12,704
160 RETIREMENT CERS				31,939	31,939
165 RETIREMENT DASDI				16,602	16,602
170 EMP GROUP INS				8,568	8,568
175 EMP, COMP, INS.				1,657	1,657
191 FRINGE BEN SAVING				5,834CR	5,834CR
<b>TOTAL SALARIES AND EMPLOYEE BENEFITS</b>		<b>\$ 361,244</b>	<b>\$ 420,857</b>	<b>\$ 522,796</b>	<b>\$ 522,796</b>
<b>SERVICES AND SUPPLIES</b>					
261 JURY EXP JURORS		\$ 44,746	\$ 49,472	\$ 52,000	\$ 52,000
262 JURY EXP WITNESS		2,839	3,407	2,500	2,500
263 JURY EXP INTERPTR		515	20	500	500
285 MNT EQ OFFICE & C		784	668	1,100	1,100
310 OFFICE EXPENSE		9,079	10,624	11,000	11,000
315 PROC & SPEC SERV		20,845	14,287	11,500	11,500
316 PROF & SPEC ATTY		96,028	96,810	115,000	115,000
330 RENT LEASE EQUIP		3,316	5,234	5,800	5,800
340 SPEC DEPT EXPENSE		8,846	5,675	9,000	9,000
346 IN-CNTY & NON-TRVEL		1,751	1,904	2,813	2,813
348 TRANS OTHER		2,329			
<b>TOTAL SERVICES AND SUPPLIES</b>		<b>\$ 191,078</b>	<b>\$ 188,301</b>	<b>\$ 211,213</b>	<b>\$ 211,213</b>
<b>FIXED ASSETS</b>					
510 EQUIPMENT		\$ 21,062	\$ 3,158	\$ 1,805	\$ 1,805
<b>NO. QUAN. DESCRIPTION</b>					
1	LOT	MINOR EQUIPMENT		\$ 425	\$ 425
2	2	TYPEWRITERS		1,060	1,060
3	2	DESKS		320	320
<b>TOTAL FIXED ASSETS</b>		<b>\$ 21,062</b>	<b>\$ 3,158</b>	<b>\$ 1,805</b>	<b>\$ 1,805</b>
<b>TOTAL DEPARTMENT 2100</b>		<b>\$ 573,384</b>	<b>\$ 612,316</b>	<b>\$ 735,814</b>	<b>\$ 735,814</b>

COUNTY OF SAN DIEGO FINAL BUDGET  
 1972-1973  
 BUDGET UNIT EXPENDITURE DETAIL  
 SCHEDULE 6  
 FUNC - GENERAL-1001

FUNCTION - PUBLIC PROTECTION

ACTIVITY - JUDICIAL

BUDGET UNIT - 2200 MUNICIPAL COURT - NORTH COUNTY

SUB OBJECT ACCOUNT	EXPENDITURE CLASSIFICATION	EXPENCITURES		APPROPRIATIONS	
		ACTUAL EXPENDITURES 1970-1971	ACTUAL EXPENDITURES 1971-1972	EXPENDITURE ESTIMATES RECCMMENDED 1972-1973	ADOPTED BY THE BOARD CF SUPERVISORS 1972-1973
<b>SALARIES AND EMPLOYEE BENEFITS</b>					
101	SAL & WAGE PERM	\$ 448,038	\$ 545,293	\$ 589,152	\$ 589,152
102	SAL & WAGE NON PM	1,568	2,548	14,493	14,493
160	RETIREMENT CERS			39,188	39,188
165	RETIREMENT OASDI			20,107	20,107
170	EMP GROUP INS			11,016	11,016
175	EMP. COMP. INS.			1,450	1,450
191	FRINGE BEN SAVING			12,372CR	12,372CR
<b>TOTAL SALARIES AND EMPLOYEE BENEFITS</b>		<b>\$ 449,606</b>	<b>\$ 548,241</b>	<b>\$ 663,034</b>	<b>\$ 663,034</b>
<b>SERVICES AND SUPPLIES</b>					
230	HOUSEHOLD EXPENSE	\$	\$ 87	\$	\$
261	JURY EXP JURORS	32,203	33,870	38,000	38,000
262	JURY EXP WITNESS	8,550	11,993	12,000	12,000
263	JURY EXP INTERPTR	862	245	400	400
285	MNT EQ OFFICE & O	295	1,211	1,400	1,400
310	OFFICE EXPENSE	8,507	7,983	8,000	8,000
315	PROF & SPEC SERV	23,090	17,157	20,000	20,000
316	PROF & SPEC ATTY	97,699	87,898	118,000	118,000
330	RENT LEASE EQUIP	6,946	7,880	10,500	10,500
340	SPEC DEPT EXPENSE	6,845	3,837	6,000	6,000
346	IN-CNTY & NON-TRVEL	3,712	1,572	1,547	1,547
347	TRANS EMP AUTO	688	713	750	750
<b>TOTAL SERVICES AND SUPPLIES</b>		<b>\$ 189,397</b>	<b>\$ 174,846</b>	<b>\$ 216,597</b>	<b>\$ 216,597</b>
<b>FIXED ASSETS</b>					
510	EQUIPMENT	\$ 22,789	\$ 4,776	\$ 4,520	\$ 4,520
<b>NO. QUAN. DESCRIPTION</b>					
1	LOT MINOR EQUIPMENT			\$ 2,000	\$ 2,000
2	2 DESK, STEEL			350	350
3	4 TYPEWRITERS			1,570	1,570
4	2 ADDING MACHINES			600	600
<b>TOTAL FIXED ASSETS</b>		<b>\$ 22,789</b>	<b>\$ 4,776</b>	<b>\$ 4,520</b>	<b>\$ 4,520</b>
<b>EXPENDITURE TRANSFERS AND REIMBURSEMENTS</b>					
600	COSTS APPLIED	\$ 1,716CR	\$ 1,789CR	\$	\$
<b>TOTAL EXPENDITURE TRANSFERS AND REIMBURSEMENTS</b>		<b>\$ 1,716CR</b>	<b>\$ 1,789CR</b>	<b>\$</b>	<b>\$</b>
<b>TOTAL DEPARTMENT 2200</b>		<b>\$ 660,076</b>	<b>\$ 726,074</b>	<b>\$ 884,151</b>	<b>\$ 884,151</b>

COUNTY OF SAN DIEGO FINAL BUDGET  
 1972-1973  
 BUDGET UNIT EXPENDITURE DETAIL  
 SCHEDULE 6  
 FUND - GENERAL-1001

FUNCTION - PUBLIC PROTECTION

ACTIVITY - JUDICIAL

BUDGET UNIT - 2300 MUNICIPAL COURT - SAN DIEGO

SUB OBJECT ACCOUNT	EXPENDITURE CLASSIFICATION	EXPENDITURES		APPROPRIATIONS	
		ACTUAL EXPENDITURES 1970-1971	ACTUAL EXPENDITURES 1971-1972	EXPENDITURE ESTIMATES RECOMMENDED 1972-1973	ACCEPTED BY THE BOARD OF SUPERVISORS 1972-1973
<b>SALARIES AND EMPLOYEE BENEFITS</b>					
101	SAL & WAGE PERM	\$ 2,458,861	\$ 2,631,655	\$ 2,756,136	\$ 2,756,136
102	SAL & WAGE NON PM	25,445	39,945	114,383	114,383
160	RETIREMENT CERS			187,411	187,411
165	RETIREMENT DASDI			96,160	96,160
170	EMP GROUP INS			49,572	49,572
175	EMP. COMP. INS.			9,842	9,842
190	SALARY SAVINGS			46,904CR	46,904CR
191	FRINGE BEN SAVING			58,066CR	58,066CR
<b>TOTAL SALARIES AND EMPLOYEE BENEFITS</b>		<b>\$ 2,484,306</b>	<b>\$ 2,671,600</b>	<b>\$ 3,108,534</b>	<b>\$ 3,108,534</b>
<b>SERVICES AND SUPPLIES</b>					
230	HOUSEHOLD EXPENSE	\$	\$ 188	\$	\$
261	JURY EXP JURORS	164,264	197,067	190,000	190,000
262	JURY EXP WITNESS	31,979	41,117	46,000	46,000
263	JURY EXP INTERPR	2,310	4,140	3,300	3,300
285	MNT EQ OFFICE & O	3,493	4,072	8,500	8,500
310	OFFICE EXPENSE	38,422	38,524	49,000	49,000
315	PROF & SPEC SERV	97,998	95,492	101,000	101,000
316	PROF & SPEC ATTY	561,073	696,361	815,000	815,000
330	RENT LEASE EQUIP	26,607	25,943	36,000	36,000
340	SPEC DEPT EXPENSE	20,364	24,758	65,000	65,000
346	IN-CNTY & NON-TRVEL	10,654	10,688	11,602	11,602
<b>TOTAL SERVICES AND SUPPLIES</b>		<b>\$ 957,164</b>	<b>\$ 1,138,350</b>	<b>\$ 1,325,402</b>	<b>\$ 1,325,402</b>
<b>FIXED ASSETS</b>					
510	EQUIPMENT	\$ 20,456	\$ 15,125	\$ 22,485	\$ 22,485
<b>NO. QUAN. DESCRIPTION</b>					
1	LGT MINOR EQUIPMENT			\$ 4,961	\$ 4,961
2	14 TYPEWRITERS			6,916	6,916
3	1 ADDER-MULTIPLIER			310	310
4	10 DESKS			2,100	2,100
5	1 SAFE			-0-	-0-
6	1 CRECENZA, WALNLT			330	330
7	1 TIME STAMP			250	250
8	1 CALCULATORS			500	500
9	1 ACCOUNTING MACHINE			7,118	7,118
<b>TOTAL FIXED ASSETS</b>		<b>\$ 20,456</b>	<b>\$ 15,125</b>	<b>\$ 22,485</b>	<b>\$ 22,485</b>
<b>TOTAL DEPARTMENT 2300</b>		<b>\$ 3,461,926</b>	<b>\$ 3,825,075</b>	<b>\$ 4,456,421</b>	<b>\$ 4,456,421</b>

110

CCOUNTY OF SAN DIEGO FINAL BUDGET  
 1972-1973  
 BUDGET UNIT EXPENDITURE DETAIL  
 SCHEDULE 6  
 FUNC - GENERAL-1001

FUNCTION - PUBLIC PROTECTION

BUDGET UNIT - 2500 JUSTICE COURT, CORONADO

ACTIVITY - JUDICIAL

SUB OBJECT ACCOUNT	EXPENDITURE CLASSIFICATION	EXPENDITURES		APPROPRIATIONS	
		ACTUAL EXPENDITURES 1970-1971	ACTUAL EXPENDITURES 1971-1972	EXPENDITURE ESTIMATES RECOMMENDED 1972-1973	ACCPTEC BY THE BOARD OF SUPERVISORS 1972-1973
SALARIES AND EMPLOYEE BENEFITS					
101	SAL & WAGE PERM	\$ 31,079	\$ 31,975	\$ 41,361	\$ 41,361
102	SAL & WAGE NON PM	114		1,915	1,915
160	RETIREMENT CERS			3,653	3,653
165	RETIREMENT DASDI			1,965	1,965
170	EMP GROUP INS			1,020	1,020
175	EMP. COMP. INS.			142	142
191	FRINGE BEN SAVING			881CR	881CR
	TOTAL SALARIES AND EMPLOYEE BENEFITS	\$ 31,193	\$ 31,975	\$ 49,175	\$ 49,175
SERVICES AND SUPPLIES					
261	JURY EXP JURORS		\$ 438		\$ 438
285	MNT EQ OFFICE & C	94	190	150	150
310	OFFICE EXPENSE	781	591	1,500	1,500
340	SPEC DEPT EXPENSE	218	439	300	300
346	IN-CNTY & NCN-TRVL		216		
	TOTAL SERVICES AND SUPPLIES	\$ 1,093	\$ 1,874	\$ 1,950	\$ 1,950
FIXED ASSETS					
510	EQUIPMENT	\$ 1,457	\$ 208		
	TOTAL FIXED ASSETS	\$ 1,457	\$ 208		
	TOTAL DEPARTMENT 2500	\$ 33,743	\$ 34,057	\$ 51,125	\$ 51,125

COUNTY OF SAN DIEGO FINAL BUDGET

1972-1973  
BUDGET UNIT EXPENDITURE DETAIL  
SCHEDULE 6  
FUNC - GENERAL-1001

FUNCTION - PUBLIC PROTECTION

ACTIVITY - JUDICIAL

BUDGET UNIT - 2530 JUSTICE COURT, FALLBROOK

SUB OBJECT ACCOUNT	EXPENDITURE CLASSIFICATION	EXPENDITURES		APPROPRIATIONS	
		ACTUAL EXPENDITURES 1970-1971	ACTUAL EXPENDITURES 1971-1972	EXPENDITURE ESTIMATES RECOMMENDED 1972-1973	ACPTD BY THE BOARD OF SUPERVISORS 1972-1973
SALARIES AND EMPLOYEE BENEFITS					
101 SAL & WAGE PERM		\$ 14,435	\$ 15,509	\$ 16,823	\$ 16,823
102 SAL & WAGE NON PM		3,193	2,906	4,660	4,660
160 RETIREMENT CERS				1,504	1,504
165 RETIREMENT OASDI				991	991
170 EMP GROUP INS				408	408
175 EMP. COMP. INS.				71	71
191 FRINGE BEN SAVING				444CR	444CR
<b>TOTAL SALARIES AND EMPLOYEE BENEFITS</b>		<b>\$ 17,628</b>	<b>\$ 18,415</b>	<b>\$ 24,013</b>	<b>\$ 24,013</b>
SERVICES AND SUPPLIES					
285 MNT EQ OFFICE & O		\$ 20	\$	\$ 100	\$ 100
310 OFFICE EXPENSE		660	702	1,000	1,000
340 SPEC DEPT EXPENSE		35	217		
346 IN-CNTY & NON-TRVL		10			
<b>TOTAL SERVICES AND SUPPLIES</b>		<b>\$ 725</b>	<b>\$ 919</b>	<b>\$ 1,100</b>	<b>\$ 1,100</b>
FIXED ASSETS					
510 EQUIPMENT		\$	\$ 782	\$	\$
<b>TOTAL FIXED ASSETS</b>		<b>\$</b>	<b>\$ 782</b>	<b>\$</b>	<b>\$</b>
<b>TOTAL DEPARTMENT 2530</b>		<b>\$ 18,353</b>	<b>\$ 20,116</b>	<b>\$ 25,113</b>	<b>\$ 25,113</b>

COUNTY OF SAN DIEGO FINAL BUDGET  
 1972-1973  
 BUDGET UNIT EXPENDITURE DETAIL  
 SCHEDULE 6  
 FUND - GENERAL-1001

FUNCTION - PUBLIC PROTECTION

ACTIVITY - JUDICIAL

BUDGET UNIT - 2540 JUSTICE COURT, EAST COUNTY

SUB OBJECT ACCOUNT	EXPENDITURE CLASSIFICATION	EXPENCITURES		APPROPRIATIONS	
		ACTUAL EXPENDITURES 1970-1971	ACTUAL EXPENDITURES 1971-1972	EXPENDITURE ESTIMATES RECCMMENCED 1972-1973	ACOPTED BY THE BOARD OF SUPERVISORS 1972-1973
<b>SALARIES AND EMPLOYEE BENEFITS</b>					
101	SAL & WAGE PERM	\$ 15,218	\$ 15,951	\$ 16,157	\$ 16,157
102	SAL & WAGE NON PM	4,699	5,326	5,447	5,447
160	RETIREMENT CERS			1,442	1,442
165	RETIREMENT OASDI			996	996
170	EMP GROUP INS			408	408
175	EMP. COMP. INS.			72	72
191	FRINGE BEN SAVING			446CR	446CR
	<b>TOTAL SALARIES AND EMPLOYEE BENEFITS</b>	<b>\$ 19,917</b>	<b>\$ 21,277</b>	<b>\$ 24,076</b>	<b>\$ 24,076</b>
<b>SERVICES AND SUPPLIES</b>					
285	MNT EQ OFFICE & O	\$ 25	\$	\$ 50	\$ 50
310	OFFICE EXPENSE	760	835	1,200	1,200
340	SPEC DEPT EXPENSE	89	212	250	250
346	IN-CNTY & NCN-TRVEL		155		
	<b>TOTAL SERVICES AND SUPPLIES</b>	<b>\$ 874</b>	<b>\$ 1,202</b>	<b>\$ 1,500</b>	<b>\$ 1,500</b>
<b>FIXED ASSETS</b>					
510	EQUIPMENT	\$	\$ 641	\$	\$
	<b>TOTAL FIXED ASSETS</b>	<b>\$</b>	<b>\$ 641</b>	<b>\$</b>	<b>\$</b>
	<b>TOTAL DEPARTMENT 2540</b>	<b>\$ 20,791</b>	<b>\$ 23,120</b>	<b>\$ 25,576</b>	<b>\$ 25,576</b>

COUNTY OF SAN DIEGO FINAL BUDGET  
 1972-1973  
 BUDGET UNIT EXPENDITURE DETAIL  
 SCHEDULE 6  
 FUNC - GENERAL-1001

FUNCTION - PUBLIC PROTECTION

ACTIVITY - JUCICIAL

BUDGET UNIT - 2550 JUSTICE COURT, NATIONAL

SUB OBJECT ACCOUNT	EXPENDITURE CLASSIFICATION	EXPENDITURES		APPROPRIATIONS	
		ACTUAL EXPENDITURES 1970-1971	ACTUAL EXPENDITURES 1971-1972	EXPENDITURE ESTIMATES RECOMMENDED 1972-1973	ACCPTED BY THE BCARG OF SUPERVISORS 1972-1973
SALARIES AND EMPLOYEE BENEFITS					
101	SAL & WAGE PERM	\$ 57,649	\$ 59,701	\$ 69,233	\$ 69,233
102	SAL & WAGE NON PM	1,815	860	1,397	1,397
160	RETIREMENT CERS			5,389	5,389
165	RETIREMENT QASDI			3,001	3,001
170	EMP GRPLP INS			1,938	1,938
175	EMP. COMP. INS.			1,228	1,228
191	FRINGE BEN. SAVING			1,420CR	1,420CR
TOTAL SALARIES AND EMPLOYEE BENEFITS		\$ 59,464	\$ 60,561	\$ 79,766	\$ 79,766
SERVICES AND SUPPLIES					
263	JURY EXP INTERPR	\$	\$ 25	\$	\$
285	MNT EC OFFICE & C	168	335	350	350
310	OFFICE EXPENSE	2,364	2,405	3,500	3,500
325	RENT STR IMP GRND		19		
340	SPEC DEPT EXPENSE	331		150	150
346	IN-CNTY & NON-TRVEL		103		
TOTAL SERVICES AND SUPPLIES		\$ 2,863	\$ 2,887	\$ 4,000	\$ 4,000
FIXED ASSETS					
510	EQUIPMENT	\$ 552	\$ 706	\$ 754	\$ 754
NO. QUAN. DESCRIPTION					
1	LOT MINOR EQUIPMENT			\$	\$
2	1 MICROFILM VIEWER			250	250
3	1 TYPEWRITER			504	504
TOTAL FIXED ASSETS		\$ 552	\$ 706	\$ 754	\$ 754
TOTAL DEPARTMENT 2550		\$ 62,879	\$ 64,154	\$ 84,520	\$ 84,520

CCUNTY OF SAN DIEGO FINAL BUDGET  
 1972-1973  
 BUDGET UNIT EXPENDITURE DETAIL  
 SCHEDULE 6  
 FUND - GENERAL-1001

FUNCTION - PUBLIC PROTECTION

ACTIVITY - JUCICIAL

BUDGET UNIT - 2560 JUSTICE COURT, RAMONA

SUB OBJECT ACCOUNT	EXPENDITURE CLASSIFICATION	EXPENDITURES		APPROPRIATIONS	
		ACTUAL EXPENDITURES 1970-1971	ACTUAL EXPENDITURES 1971-1972	EXPENDITURE ESTIMATES RECOMMENDED 1972-1973	ACCEPTED BY THE BOARD OF SUPERVISORS 1972-1973
SALARIES AND EMPLOYEE BENEFITS					
101	SAL & WAGE PERM	\$ 24,540	\$ 24,664	\$ 26,637	\$ 26,637
102	SAL & WAGE NON PM	125		1,195	1,195
160	RETIREMENT GERS			2,364	2,364
165	RETIREMENT DASCII			1,269	1,265
170	EMP GROUP INS			663	663
175	EMP. COMP. INS.			92	92
191	FRINGE BEN SAVING			396CR	396CR
TOTAL SALARIES AND EMPLOYEE BENEFITS		\$ 24,665	\$ 24,664	\$ 31,824	\$ 31,824
SERVICES AND SUPPLIES					
285	MNT EQ OFFICE & C	\$ 63	\$ 115	\$ 150	\$ 150
310	OFFICE EXPENSE	1,097	1,356	1,800	1,800
330	RENT LEASE EQUIP	42	11	42	42
340	SPEC DEPT EXPENSE			150	150
346	IN-CNTY & NON-TRVEL	31			
TOTAL SERVICES AND SUPPLIES		\$ 1,233	\$ 1,482	\$ 2,142	\$ 2,142
FIXED ASSETS					
510	EQUIPMENT	\$ 895	\$	\$ 242	\$ 242
NO. QUAN. DESCRIPTION					
1	LOT MINOR EQUIPMENT			\$ 242	\$ 242
2	1 TYPEWRITER				
TOTAL FIXED ASSETS		\$ 895	\$	\$ 242	\$ 242
TOTAL DEPARTMENT 2560		\$ 26,793	\$ 26,146	\$ 34,208	\$ 34,208



COUNTY OF SAN DIEGO FINAL BUDGET  
 1972-1973  
 BUDGET UNIT EXPENDITURE DETAIL  
 SCHEDULE 6  
 FUND - GENERAL-1001

FUNCTION - PUBLIC PROTECTION

ACTIVITY - JUDICIAL

BUDGET UNIT - 2580 JUSTICE COURT TRIAL JURY EXPENSE

SUB OBJECT ACCOUNT	EXPENDITURE CLASSIFICATION	EXPENDITURES		APPROPRIATIONS	
		ACTUAL EXPENDITURES 1970-1971	ACTUAL EXPENDITURES 1971-1972	EXPENDITURE ESTIMATES RECOMMENDED 1972-1973	ACCEPTED BY THE BOARD OF SUPERVISORS 1972-1973
SERVICES AND SUPPLIES					
261 JURY EXP JURORS		\$ 15,952	\$ 13,788	\$ 17,000	\$ 17,000
262 JURY EXP WITNESS		540	595	700	700
263 JURY EXP INTERPR.		620	1,645	1,000	1,000
305 MISCL EXPENSE		155		200	200
315 PROF & SPEC SERV		205	260	300	300
316 PROF & SPEC ATTY		7,847	8,961	10,000	10,000
346 IN-CNTY & NON-TRVEL				141	141
347 TRANS EMP AUTO		15	185	200	200
TOTAL SERVICES AND SUPPLIES		\$ 25,334	\$ 25,434	\$ 29,541	\$ 29,541
TOTAL DEPARTMENT 2580		\$ 25,334	\$ 25,434	\$ 29,541	\$ 29,541

COUNTY OF SAN DIEGO FINAL BUDGET  
 1972-1973  
 BUDGET UNIT EXPENDITURE DETAIL  
 SCHEDULE 6  
 FUND - GENERAL-1001

FUNCTION - PUBLIC PROTECTION

ACTIVITY - JUDICIAL

BUDGET UNIT - 2600 REVENUE AND RECOVERY

SUB OBJECT ACCOUNT	EXPENDITURE CLASSIFICATION	EXPENCITURES		APPROPRIATIONS	
		ACTUAL EXPENDITURES 1970-1971	ACTUAL EXPENDITURES 1971-1972	EXPENDITURE ESTIMATES RECOMMENDED 1972-1973	ADOPTED BY THE BOARD OF SUPERVISORS 1972-1973
<b>SALARIES AND EMPLOYEE BENEFITS</b>					
101	SAL & WAGE PERM	\$	\$	\$ 991,219	\$ 991,219
102	SAL & WAGE NCN PM			3,960	3,960
160	RETIREMENT CERS			85,101	85,101
165	RETIREMENT OASDI			44,113	44,113
170	EMP GROUP INS			23,664	23,664
175	EMP. COMP. INS.			3,182	3,182
190	SALARY SAVINGS			72,549CR	72,549CR
191	FRINGE BEN SAVING			19,866CR	19,866CR
<b>TOTAL SALARIES AND EMPLOYEE BENEFITS</b>		\$	\$	\$ 1,058,824	\$ 1,058,824
<b>SERVICES AND SUPPLIES</b>					
215	COMMUNICATIONS	\$	\$	\$ 50	\$ 50
285	MNT EQ OFFICE & C			2,500	2,500
300	MEMBERSHIPS			50	50
305	MISCL EXPENSE			500	500
310	OFFICE EXPENSE			54,000	54,000
330	RENT LEASE EQUIP			4,000	4,000
340	SPEC DEPT EXPENSE			1,000	1,000
346	IN-CNTY & NON-TRVEL			1,266	1,266
348	TRANS OTHER			25	25
<b>TOTAL SERVICES AND SUPPLIES</b>		\$	\$	\$ 63,391	\$ 63,391
<b>FIXED ASSETS</b>					
510	EQUIPMENT	\$	\$	\$ 8,265	\$ 8,265
<b>NO. QUAN. DESCRIPTION</b>					
1	LOT MINOR EQUIPMENT			\$ 1,540	\$ 1,540
2	9 DESK, STEEL, W/L UNIT			2,950	2,950
3	1 TYPEWRITER, MANUAL			1,010	1,010
4	15 TYPEWRITER, ELECTRIC			-0-	-0-
5	7 ADDING MACHINES, ELECTRIC			1,540	1,540
6	1 DESK, WOOD, EXEC.			250	250
7	1 CREDENZA, WOOD, EXEC.			200	200
8	1 DUPLICATING MACHINE			775	775
<b>TOTAL FIXED ASSETS</b>		\$	\$	\$ 8,265	\$ 8,265
<b>TOTAL DEPARTMENT 2600</b>		\$	\$	\$ 1,130,480	\$ 1,130,480

COUNTY OF SAN DIEGO FINAL BUDGET  
 1972-1973  
 BUDGET UNIT EXPENDITURE DETAIL  
 SCHEDULE 6  
 FUNC - GENERAL-1001

FUNCTION - PUBLIC PROTECTION  
 BUDGET UNIT - 2700 GRAND JURY

ACTIVITY - JUCICIAL

SUB OBJECT ACCOUNT	EXPENDITURE CLASSIFICATION	EXPENDITURES		EXPENDITURE ESTIMATES RECOMMENDED 1972-1973	APPROPRIATIONS	
		ACTUAL EXPENDITURES 1970-1971	ACTUAL EXPENDITURES 1971-1972		ADOPTED BY THE BCARE OF SUPERVISORS 1972-1973	ADOPTED BY THE BCARE OF SUPERVISORS 1972-1973
SERVICES AND SUPPLIES						
261 JURY EXP JURORS		\$ 30,751	\$ 38,222	\$ 31,000	\$ 31,000	
262 JURY EXP WITNESS		4,690	3,631	6,500	6,500	
310 OFFICE EXPENSE		899	950	1,400	1,400	
315 PROF & SPEC SERV		29,259	14,096	16,100	16,100	
340 SPEC DEPT EXPENSE			7			
346 IN-CNTY & NON-TRVEL			222			
TOTAL SERVICES AND SUPPLIES		\$ 65,599	\$ 57,128	\$ 55,000	\$ 55,000	
TOTAL DEPARTMENT 2700		\$ 65,599	\$ 57,128	\$ 55,000	\$ 55,000	

COUNTY OF SAN DIEGO FINAL BUDGET  
 1972-1973  
 BUDGET UNIT EXPENDITURE DETAIL  
 SCHEDULE 6  
 FUND - GENERAL-1001

FUNCTION - PUBLIC PROTECTION  
 BUDGET UNIT - 2800 COUNTY CLERK

ACTIVITY - JUDICIAL

SUB OBJECT ACCOUNT	EXPENDITURE CLASSIFICATION	EXPENDITURES		APPROPRIATIONS	
		ACTUAL EXPENDITURES 1970-1971	ACTUAL EXPENDITURES 1971-1972	EXPENDITURE ESTIMATES RECOMMENDED 1972-1973	ACCEPTED BY THE BOARD OF SUPERVISORS 1972-1973
<b>SALARIES AND EMPLOYEE BENEFITS</b>					
101	SAL & WAGE PERM	\$ 2,172,311	\$ 1,877,246	\$ 1,484,927	\$ 1,484,927
102	SAL & WAGE NON PM	36,965	12,175	4,900	4,900
160	RETIREMENT CERS			129,718	129,718
165	RETIREMENT OASDI			66,789	66,789
170	EMP GROUP INS			32,232	32,232
175	EMP. COMP. INS.			4,817	4,817
190	SALARY SAVINGS			15,504CR	15,504CR
191	FRINGE BEN SAVING			30,075CR	30,075CR
<b>TOTAL SALARIES AND EMPLOYEE BENEFITS</b>		<b>\$ 2,209,276</b>	<b>\$ 1,889,421</b>	<b>\$ 1,677,804</b>	<b>\$ 1,677,804</b>
<b>SERVICES AND SUPPLIES</b>					
215	COMMUNICATIONS	\$	\$	\$ 50	\$ 50
230	HOUSEHOLD EXPENSE			2,000	2,000
285	MNT EQ OFFICE & O	4,688	3,786	2,500	2,500
300	MEMBERSHIPS		50	75	75
305	MISCL EXPENSE	400	82	500	500
310	OFFICE EXPENSE	117,042	100,505	85,000	85,000
311	OFF EXP-SLPP REIS	6,000			
315	PROF & SPEC SERV		82	100	100
330	RENT LEASE EQUIP	51,022	49,889	25,000	25,000
340	SPEC DEPT EXPENSE	5,531	6,992	4,500	4,500
346	IN-CNTY & NON-TRVL	3,424	2,665	844	844
347	TRANS EMP AUTO			1,800	1,800
348	TRANS OTHER	17	52	25	25
<b>TOTAL SERVICES AND SUPPLIES</b>		<b>\$ 188,124</b>	<b>\$ 164,103</b>	<b>\$ 122,394</b>	<b>\$ 122,394</b>
<b>FIXED ASSETS</b>					
510	EQUIPMENT	\$ 25,738	\$ 26,483	\$ 28,103	\$ 28,103
<b>NO. QUAN. DESCRIPTION</b>					
1	LOT	MINOR EQUIPMENT		\$ 8,215	\$ 8,215
2	1	ADDING MACHINE, VICTOR		263	263
3	5	DESK, STEEL, 60 X 30 W/L-UNIT		885	885
4	1	DESK, STEEL, 60 X 36 EXEC.		175	175
5	1	DESK, STEEL, 60 X 30 TYPEWRITE		160	160
6	1	DESK, OPEN REFERENCE W/COMP.		600	600
7	1	FAN, ELECTRIC 24 CSCILLATING		105	105
8	1	MICROFILMER		4,380	4,380
9	1	MICROFILMER RV-2		1,020	1,020
10	1	READER-FILLER, JACKET FRF-1600		1,390	1,390
11	1	MICROFILMER READER-PFCD		241	241
12	21	TYPEWRITER, ELECTRIC		10,185	10,185
13	2	TYPEWRITER, MANUAL		484	484
<b>TOTAL FIXED ASSETS</b>		<b>\$ 25,738</b>	<b>\$ 26,483</b>	<b>\$ 28,103</b>	<b>\$ 28,103</b>
<b>EXPENDITURE TRANSFERS AND REIMBURSEMENTS</b>					
600	COSTS APPLIED	\$	\$ 3,340CR	\$	\$
605	REIMBSED PROJCTS	\$	\$ 6,194CR	\$	\$
<b>TOTAL EXPENDITURE TRANSFERS AND REIMBURSEMENTS</b>		<b>\$</b>	<b>\$ 9,534CR</b>	<b>\$</b>	<b>\$</b>
<b>TOTAL DEPARTMENT 2800</b>		<b>\$ 2,423,138</b>	<b>\$ 2,070,473</b>	<b>\$ 1,828,301</b>	<b>\$ 1,828,301</b>

COUNTY OF SAN DIEGO FINAL BUDGET  
 1972-1973  
 BUDGET UNIT EXPENDITURE DETAIL  
 SCHEDULE 6  
 FUND - GENERAL-1001

FUNCTION - PUBLIC PROTECTION

ACTIVITY - JUDICIAL

BUDGET UNIT - 2900 DISTRICT ATTORNEY

SUB OBJECT ACCOUNT	EXPENDITURE CLASSIFICATION	EXPENDITURES		APPROPRIATIONS	
		ACTUAL EXPENDITURES 1970-1971	ACTUAL EXPENDITURES 1971-1972	EXPENDITURE ESTIMATES RECOMMENDED 1972-1973	ACC'TED BY THE BOARD OF SUPERVISORS 1972-1973
<b>SALARIES AND EMPLOYEE BENEFITS</b>					
101	SAL & WAGE PERM	\$ 2,250,651	\$ 2,787,177	\$ 3,375,904	\$ 3,375,904
102	SAL & WAGE NON PM	50,006	110,871	35,386	35,386
160	RETIREMENT CERS			309,498	309,498
165	RETIREMENT GASDI			160,443	160,443
170	EMP GROUP INS			47,991	47,991
175	EMP. COMP. INS.			11,572	11,572
190	SALARY SAVINGS			200,001CR	200,001CR
191	FRINGE BEN SAVING			78,241CR	78,241CR
	<b>TOTAL SALARIES AND EMPLOYEE BENEFITS</b>	<b>\$ 2,300,657</b>	<b>\$ 2,898,048</b>	<b>\$ 3,662,552</b>	<b>\$ 3,662,552</b>
<b>SERVICES AND SUPPLIES</b>					
210	CLCTH & PERS SUPP	\$	\$	\$ 200	\$ 200
215	COMMUNICATIONS	428	610	300	300
230	HOUSEHOLD EXPENSE				
285	MNT. EQ OFFICE & O	1,450	1,140	1,600	1,600
300	MEMBERSHIPS	250	295	295	295
305	MISCL EXPENSE	281	100	1,200	1,200
310	OFFICE EXPENSE	23,205	24,789	33,750	33,750
315	PROF & SPEC SERV	67,935	96,333	44,000	44,000
330	RENT LEASE EQUIP	13,810	29,338	31,000	31,000
340	SPEC DEPT EXPENSE	12,264	20,166	22,850	22,850
341	SPEC DEPT EXP D A	5,100	14,327	5,000	5,000
346	IN-CNTY & NON-TRVL	4,162	4,575	5,625	5,625
347	TRANS EMP AUTO	10,003	21,819	20,000	20,000
348	TRANS OTHER	18,248	26,592	18,000	18,000
	<b>TOTAL SERVICES AND SUPPLIES</b>	<b>\$ 157,136</b>	<b>\$ 240,612</b>	<b>\$ 183,820</b>	<b>\$ 183,820</b>
<b>FIXED ASSETS</b>					
510	EQUIPMENT	\$ 19,900	\$ 78,072	\$ 33,695	\$ 33,695
<b>NO. QUAN. DESCRIPTION</b>					
1	LCT			\$ 14,167	\$ 14,167
2	1	MINOR EQUIPMENT		436	436
3	5	CAMERA, PRESS SUPER 23		630	630
4	5	CASSETTE RECORDER		1,260	1,260
5	3	DICTATING UNIT		1,134	1,134
6	1	TRANSCRIBING MACHINE		126	126
7	1	REFRIGERATOR		1,470	1,470
8	1	PRINT DRYER		520	520
9	1	PRINT WASHER		281	281
10	1	SEAL DRY MOUNTING PRESS		143	143
11	1	SLIDE PROJECTOR		94	94
12	1	ASTRASCOPE PRINT PROJECTOR		115	115
13	1	ELECTRONIC FLASH			
14	1	SAFE			
15	12	TYPEWRITER DESKS		1,709	1,709
16	13	TYPEWRITER, ELECTRIC		6,450	6,450
17	3	MANUAL TYPEWRITER		696	696
18	4	CREDENZA		622	622
19	3	IC-COL ADDING MACHINE		660	660
20	1	CALCULATOR		420	420
20	15	DESKS, EXECUTIVE		2,762	2,762
	<b>TOTAL FIXED ASSETS</b>	<b>\$ 19,900</b>	<b>\$ 78,072</b>	<b>\$ 33,695</b>	<b>\$ 33,695</b>
<b>EXPENDITURE TRANSFERS AND REIMBURSEMENTS</b>					
600	COSTS APPLIED	\$	\$ 4,072CR	\$	\$
605	REIMPSD PROJECTS	\$	\$ 8,061CR	\$	\$
	<b>TOTAL EXPENDITURE TRANSFERS AND REIMBURSEMENTS</b>	<b>\$</b>	<b>\$ 12,133CR</b>	<b>\$</b>	<b>\$</b>
	<b>TOTAL DEPARTMENT 2900</b>	<b>\$ 2,477,693</b>	<b>\$ 3,204,599</b>	<b>\$ 3,880,067</b>	<b>\$ 3,880,067</b>

COUNTY OF SAN DIEGO FINAL BUDGET  
 1972-1973  
 BUDGET UNIT EXPENDITURE DETAIL  
 SCHEDULE 6  
 FUND - GENERAL FUND-1C01

FUNCTION - PUBLIC PROTECTION

ACTIVITY - POLICE PROTECTION

BUDGET UNIT - 3000 SHERIFF, LAW ENFORCEMENT

SUB OBJECT ACCOUNT	EXPENDITURE CLASSIFICATION	EXPENDITURES		APPROPRIATIONS	
		ACTUAL EXPENDITURES 1970-1971	ACTUAL EXPENDITURES 1971-1972	EXPENDITURE ESTIMATES RECOMMENDED 1972-1973	ADOPTED BY THE BOARD OF SUPERVISORS 1972-1973
<b>SALARIES AND EMPLOYEE BENEFITS</b>					
101	SAL & WAGE PERM	\$ 6,902,278	\$ 8,122,161	\$ 9,406,441	\$ 9,406,441
102	SAL & WAGE NON PM	387,788	335,511	392,553	392,553
160	RETIREMENT CERS			895,331	895,331
165	RETIREMENT OASDI			468,533	468,533
170	EMP GROUP INS			162,996	162,996
175	EMP. COMP. INS.			33,795	33,795
190	SALARY SAVINGS			441,371CR	441,371CR
191	FRINGE BEN SAVING			201,820CR	201,820CR
<b>TOTAL SALARIES AND EMPLOYEE BENEFITS</b>		<b>\$ 7,290,066</b>	<b>\$ 8,457,672</b>	<b>\$ 10,716,458</b>	<b>\$ 10,716,458</b>
<b>SERVICES AND SUPPLIES</b>					
210	CLGTH & PERS SUPP	\$ 10,814	\$ 17,317	\$ 24,950	\$ 24,950
215	COMMUNICATIONS	70,596	103,477	125,000	125,000
230	HOUSEHOLD EXPENSE		28		
245	INS PUB LIABILITY		3,613	4,000	4,000
285	MNT EQ OFFICE & O	4,462	4,780	5,000	5,000
290	MNT STR IMP & GRN		528		
295	MED DENTAL & LAB	4,697	6,439	9,000	9,000
300	MEMBERSHIPS	189	146	150	150
305	MISCL EXPENSE	1,500		1,200	1,200
310	OFFICE EXPENSE	48,103	59,050	54,000	54,000
315	PROF & SPEC SERV	14,351	19,389	20,600	20,600
330	RENT LEASE EQUIP	9,794	11,918	19,300	19,300
340	SPEC DEPT EXPENSE	56,686	84,194	150,000	150,000
342	SPEC DEPT EXP SHF	10,000	16,000	10,000	10,000
346	IN-CNTY & NON-TRVEL	7,226	15,712	13,358	13,358
347	TRANS EMP AUTO		413	925	925
348	TRANS OTHER	30,511	31,336	37,400	37,400
<b>TOTAL SERVICES AND SUPPLIES</b>		<b>\$ 268,929</b>	<b>\$ 374,340</b>	<b>\$ 474,883</b>	<b>\$ 474,883</b>
<b>FIXED ASSETS</b>					
510	EQUIPMENT	\$ 42,411	\$ 230,934	\$ 63,920	\$ 63,920
<b>NO. QUAN. DESCRIPTION</b>					
1	LOT	MINOR EQUIPMENT		\$ 15,000	\$ 15,000
2	1	DESK, EXECUTIVE		1,000	1,000
3	29	DESK, EXECUTIVE 76 X42		4,585	4,585
4	1	CAMERA, 35MM REFLEX		450	450
5	1	ELECTRONIC FLASH UNIT		165	165
6	2	MOVIE CAMERA 8MM ZCCM		600	600
7	1	TELEPHOTO LENS 135MM 2.8		200	200
8	1	WIDE ANGLE LENS 20MM F3.8		110	110
9	2	TELEPHOTO LENSE 300MM		280	280
10	2	BATTERY MOVIE LIGHTS		240	240
11	1	BULLET TRAP			
12	1	PHOTOCOPY TYPE CAMERA			
13	1	INFRARED SPECTROPHOTOMETER			
14	1	ELECTROPHORESIS EQUIPMENT			
15	1	VERTICAL ILLUMINATOR		300	300
16	1	DISTILLING APPARATUS		1,000	1,000
17	1	MICROSCOPE LENSES 45X GBJ		-0-	
18	1	CABINET FOR AUTO ANALYZER		400	400
19	1	COL CHROMATOGRAPHY APPAR			
20	1	PRESSURE VACUUM PUMP		150	150
21	1	BENCH FOR GAS CHROMATOGRAPH 2-PA			
22	1	POLYGRAPH DESK W/CHAIR		2,175	2,175
23	2	SIMPLEX TIME STAMP		500	500
24	1	WINDOW AIR CONDITIONER		200	200
25	3	PAPER SHREDDER, ELEC		900	900
26	1	PORT GAS GENERATOR 110V		600	600
27	1	MONITOR CONSOLE W/ELEC LOCK		600	600
28	1	X-RAY SYSTEM FOR PCB DETECTION		4,600	4,600
29	1	SONIC DEVICE		750	750
30	1	STAPLER, ELEC		125	125
31	1	READER/PRINTER		1,500	1,500

COUNTY OF SAN DIEGO FINAL BUDGET  
 1972-1973  
 BUDGET UNIT EXPENDITURE DETAIL  
 SCHEDULE 6  
 FUNC - GENERAL FUND-1C01

FUNCTION - PUBLIC PROTECTION

ACTIVITY - POLICE PROTECTION

BUDGET UNIT - 3000 SHERIFF, LAW ENFORCEMENT - CONTINUED

SUB OBJECT ACCOUNT	EXPENDITURE CLASSIFICATION	EXPENCITURES		APPROPRIATIONS	
		ACTUAL EXPENDITURES 1970-1971	ACTUAL EXPENDITURES 1971-1972	EXPENDITURE ESTIMATES RECOMMENDED 1972-1973	ACCPTEC BY THE BOARD OF SUPERVISORS 1972-1973
FIXED ASSETS - CONTINUED					
NO. QUAN.	DESCRIPTION				
32	5 RIFLE SEMI/AUTO AR-180			\$ 1,000	\$ 1,000
33	5 RIFLE FULL/AUTO AR-18			1,000	1,000
34	5 RIFLE, BCLT ACTION			660	660
35	1 ACCDING MACH 10 CCL W/CR BAL			350	350
36	3 ACCDING MACH W/AUTO MCLT			1,260	1,260
37	20 TYPEWRITERS			9,675	9,675
38	1 CREDENZA			1,000	1,000
39	5 CREDENZA			875	875
40	1 MIMEOGRAPH, ELEC			895	895
41	1 PUNCHING/BINDING MACH			400	400
42	1 COLLATOR, ELEC			450	450
43	1 TAPE/SIGN MACH			250	250
44	1 FIRE EXTINGUISHER, CHEM			550	550
45	1 CAMERA 85-205MM ZCOM LENS			430	430
46	LOT MODULAR UNITS			2,500	2,500
47	1 SAMPLE ID UNIT			6,195	6,195
TOTAL FIXED ASSETS		\$ 42,411	\$ 230,934	\$ 63,920	\$ 63,920
EXPENDITURE TRANSFERS AND REIMBURSEMENTS					
600 COSTS APPLIED		\$ 31,547CR	\$ 15,190CR	\$ 24,000CR	\$ 24,000CR
605 REIMBSD PROJCTS			\$ 115,728CR		
TOTAL EXPENDITURE TRANSFERS AND REIMBURSEMENTS		\$ 31,547CR	\$ 130,918CR	\$ 24,000CR	\$ 24,000CR
TOTAL DEPARTMENT 3000		\$ 7,569,859	\$ 8,932,028	\$ 11,231,261	\$ 11,231,261

COUNTY OF SAN DIEGO FINAL BUDGET  
 1972-1973  
 BUDGET UNIT EXPENDITURE DETAIL  
 SCHEDULE 6  
 FUND - GENERAL FUND-1C01

FUNCTION - PUBLIC PROTECTION

BUDGET UNIT - 3010 SHERIFF, CIVIL BAILIFF

ACTIVITY - POLICE PROTECTION

SUB OBJECT ACCOUNT	EXPENDITURE CLASSIFICATION	EXPENDITURES		APPROPRIATIONS	
		ACTUAL EXPENDITURES 1970-1971	ACTUAL EXPENDITURES 1971-1972	EXPENDITURE ESTIMATES RECOMMENDED 1972-1973	ADOPTED BY THE BOARD OF SUPERVISORS 1972-1973
SERVICES AND SUPPLIES					
210 CLOTH & PERS SUPP		\$ 2,907	\$ 702	\$ 1,550	\$ 1,550
285 MNT EQ OFFICE & C			204	1,000	1,000
295 MED DENTAL & LAB				200	200
310 OFFICE EXPENSE		5,600	6,511	6,750	6,750
315 PROF & SPEC SERV			1		
340 SPEC DEPT EXPENSE		909	540	4,500	4,500
346 IN-CNTY & NON-TRVEL		135	422	844	844
TOTAL SERVICES AND SUPPLIES		\$ 9,551	\$ 8,390	\$ 14,844	\$ 14,844
FIXED ASSETS					
510 EQUIPMENT		\$ 4,654	\$ 1,412	\$ 2,915	\$ 2,915
NO. QUAN. DESCRIPTION					
1 LOT MINOR EQUIPMENT				\$ 450	\$ 450
2 2 DESK				365	365
3 2 MODULAR UNITS				1,000	1,000
4 1 TYPEWRITER				575	575
5 1 METAL DETECTOR				350	350
6 1 CREDENZA				175	175
TOTAL FIXED ASSETS		\$ 4,654	\$ 1,412	\$ 2,915	\$ 2,915
TOTAL DEPARTMENT 3010		\$ 14,205	\$ 9,802	\$ 17,759	\$ 17,759



COUNTY OF SAN DIEGO FINAL BUDGET  
 1972-1973  
 BUDGET UNIT EXPENDITURE DETAIL  
 SCHEDULE 6  
 FUNC - GENERAL-1001

FUNCTION - PUBLIC PROTECTION

ACTIVITY - POLICE PROTECTION

BUDGET UNIT - 3120 SAN DIEGO COUNTY MARSHAL

SUB OBJECT ACCOUNT	EXPENDITURE CLASSIFICATION	EXPENDITURES		APPROPRIATIONS	
		ACTUAL EXPENDITURES 1970-1971	ACTUAL EXPENDITURES 1971-1972	EXPENDITURE ESTIMATES RECOMMENDED 1972-1973	ACCEPTED BY THE BOARD OF SUPERVISORS 1972-1973
<b>SALARIES AND EMPLOYEE BENEFITS</b>					
101	SAL & WAGE PERM	\$ 1,527,504	\$ 1,717,766	\$ 1,873,164	\$ 1,873,164
102	SAL & WAGE NON PM	6,188	2,966	27,489	27,489
160	RETIREMENT CERS			180,182	180,182
165	RETIREMENT OASDI			6,684	6,684
170	EMP GROUP INS			30,396	30,396
175	EMP. COMP. INS.			6,684	6,684
191	FRINGE BEN. SAVING			43,051CR	43,051CR
<b>TOTAL SALARIES AND EMPLOYEE BENEFITS</b>		<b>\$ 1,533,692</b>	<b>\$ 1,720,732</b>	<b>\$ 2,081,548</b>	<b>\$ 2,081,548</b>
<b>SERVICES AND SUPPLIES</b>					
210	CLOTH. & PERS. SUPP.	\$ 1,747	\$ 1,000	\$ 2,600	\$ 2,600
215	COMMUNICATIONS	803	1,057	2,050	2,050
285	MNT EQ OFFICE & O	1,840	1,810	2,400	2,400
300	MEMBERSHIPS	10	15	38	38
310	OFFICE EXPENSE	13,191	16,677	15,500	15,500
330	RENT LEASE EQUIP	3,551	3,928	4,500	4,500
340	SPEC DEPT EXPENSE	2,603	2,102	7,025	7,025
346	IN-CNTY & NGN-TRVEL	1,708	1,846	2,233	2,233
348	TRANS OTHER	112	161	500	500
<b>TOTAL SERVICES AND SUPPLIES</b>		<b>\$ 25,565</b>	<b>\$ 28,596</b>	<b>\$ 36,846</b>	<b>\$ 36,846</b>
<b>FIXED ASSETS</b>					
510	EQUIPMENT	\$ 4,490	\$ 3,539	\$ 8,498	\$ 8,498
<b>NO. QUAN. DESCRIPTION</b>					
1	LOT	MINOR EQUIPMENT		\$ 1,854	\$ 1,854
2	1	CASH REGISTER		2,580	2,580
3	3	DESKS		455	455
4	1	ACOUSTICAL CABINET		350	350
5	1	10 KEY CALCULATOR		650	650
6	1	10 KEY ADDING MACHINE		220	220
7	4	TYPEWRITER		1,614	1,614
8	2	TIME STAMPS		500	500
9	1	WHEELCHAIR		125	125
10	1	DOCUMENT SHREDDER		150	150
<b>TOTAL FIXED ASSETS</b>		<b>\$ 4,490</b>	<b>\$ 3,539</b>	<b>\$ 8,498</b>	<b>\$ 8,498</b>
<b>TOTAL DEPARTMENT 3120</b>		<b>\$ 1,563,747</b>	<b>\$ 1,752,867</b>	<b>\$ 2,126,892</b>	<b>\$ 2,126,892</b>

COUNTY OF SAN DIEGO FINAL BUDGET  
 1972-1973  
 BUDGET UNIT EXPENDITURE DETAIL  
 SCHEDULE 6  
 FUND - GENERAL-1001

FUNCTION - PUBLIC PROTECTION

BUDGET UNIT - 3200 SHERIFF, COUNTY JAIL

ACTIVITY - DETENTION & CORRECTION

SUB OBJECT ACCOUNT	EXPENDITURE CLASSIFICATION	EXPENDITURES		APPROPRIATIONS	
		ACTUAL EXPENDITURES 1970-1971	ACTUAL EXPENDITURES 1971-1972	EXPENDITURE ESTIMATES RECOMMENCED 1972-1973	ACCPTEC BY THE BCARC OF SUPERVISORS 1972-1973
SERVICES AND SUPPLIES					
210 CLOTH & PERS SUPP		\$ 19,332	\$ 18,326	\$ 21,500	\$ 21,500
225 FOOD		418,020	402,839	357,000	357,000
230 HOUSEHOLD EXPENSE		55,775	48,946	46,000	46,000
285 MNT EQ OFFICE & C		5,148	2,529	3,300	3,300
290 MNT STR IMP & GRN			1,674	1,000	1,000
295 MED DENTAL & LAB		3,314	2,511	3,300	3,300
305 MISCL EXPENSE			1,383		
310 OFFICE EXPENSE		17,511	9,983	12,500	12,500
315 PROF & SPEC SERV		181	17	100	100
330 RENT LEASE EQUIP		5,056	2,461	1,900	1,900
340 SPEC DEPT EXPENSE		4,045	6,061	5,000	5,000
346 IN-CNTY & NON-TRVEL				844	844
347 TRANS EMP AUTO		88	682	1,300	1,300
348 TRANS OTHER			96		
<b>TOTAL SERVICES AND SUPPLIES</b>		<b>\$ 528,470</b>	<b>\$ 497,508</b>	<b>\$ 453,744</b>	<b>\$ 453,744</b>
OTHER CHARGES					
453 CONTR OTHER AGENC		\$	\$ 2,288	\$ 3,600	\$ 3,600
<b>TOTAL OTHER CHARGES</b>		<b>\$</b>	<b>\$ 2,288</b>	<b>\$ 3,600</b>	<b>\$ 3,600</b>
FIXED ASSETS					
510 EQUIPMENT		\$ 4,927	\$ 9,762	\$ 6,405	\$ 6,405
NO. QUAN. DESCRIPTION					
1 LOT MINOR EQUIPMENT				\$ 350	\$ 350
2 1 BREATHING EQUIPMENT				1,000	1,000
3 1 60-QUART MIXER				550	550
4 1 MEAT SLICER				730	730
5 1 TABLE MODEL MIXER, 20-QT				250	250
6 1 HEAVY DUTY CLOTHES WASHER				250	250
7 1 HEAVY DUTY CLOTHES DRYER				1,060	1,060
8 1 DENTAL CHAIR				375	375
9 1 UTILITY CABINET				120	120
10 1 REFRIGERATOR 4.5 CUFT.				500	500
11 1 STEAM CLEANER 400-LB				1,000	1,000
12 1 COFFEE URN 10-GAL				220	220
13 2 WHEELCHAIR					
<b>TOTAL FIXED ASSETS</b>		<b>\$ 4,927</b>	<b>\$ 9,762</b>	<b>\$ 6,405</b>	<b>\$ 6,405</b>
<b>TOTAL DEPARTMENT 3200</b>		<b>\$ 533,397</b>	<b>\$ 509,558</b>	<b>\$ 463,749</b>	<b>\$ 463,749</b>

COUNTY OF SAN DIEGO FINAL BUDGET  
 1972-1973  
 BUDGET UNIT EXPENDITURE DETAIL  
 SCHEDULE 6  
 FUND - GENERAL-1001

FUNCTION - PUBLIC PROTECTION

BUDGET UNIT - 3300 SAN DIEGO COUNTY HONOR CAMPS

ACTIVITY - DETENTION & CORRECTION

SUB OBJECT ACCOUNT	EXPENDITURE CLASSIFICATION	EXPENDITURES		APPROPRIATIONS	
		ACTUAL EXPENDITURES 1970-1971	ACTUAL EXPENDITURES 1971-1972	EXPENDITURE ESTIMATES RECOMMENDED 1972-1973	ADOPTED BY THE BOARD OF SUPERVISORS 1972-1973
<b>SALARIES AND EMPLOYEE BENEFITS</b>					
101	SAL & WAGE PERM	\$ 1,362,468	\$ 1,730,684	\$ 2,076,303	\$ 2,076,303
102	SAL & WAGE NON PM	191,028	218,897	434,365	434,365
160	RETIREMENT CERS			191,127	191,127
165	RETIREMENT DASDI			103,538	103,538
170	EMP GROUP INS			38,216	38,216
175	EMP. COMP. INS.			3,417	3,417
190	SALARY SAVINGS			7,288CR	7,288CR
191	FRINGE BEN SAVING			46,464CR	46,464CR
	<b>TOTAL SALARIES AND EMPLOYEE BENEFITS</b>	<b>\$ 1,553,496</b>	<b>\$ 1,949,581</b>	<b>\$ 2,793,218</b>	<b>\$ 2,793,218</b>
<b>SERVICES AND SUPPLIES</b>					
205	AGRICULTURAL	\$ 1,060	\$ 2,283	\$ 2,050	\$ 2,050
210	CLGT & PERS SUPP	9,634	32,981	35,743	35,743
215	COMMUNICATIONS	6,955	12,447	14,000	14,000
225	FOOD	221,973	244,565	296,700	296,700
230	HOUSEHOLD EXPENSE	36,390	42,714	52,935	52,935
280	MAINT EQUIP AUTO	28,629	2,844		
285	MNT EQ OFFICE & O	6,196	7,539		
290	MNT STR IMP & GRN	43,220	63,489	36,500	36,500
291	MNT STR IMP & GRN	3,034			
295	MED DENTAL & LAB	376	1,191	1,500	1,500
300	MEMBERSHIPS	181	205	160	160
305	MISCL EXPENSE	202	921		
310	OFFICE EXPENSE	13,833	17,969	21,500	21,500
315	PROF & SPEC SERV	72,242	45,226	78,873	78,873
325	RENT STR IMP GRND		6,383		
330	RENT LEASE EQUIP	5,944	13,832	21,477	21,477
335	SMALL TOOLS & INS	3,679	5,388	3,575	3,575
340	SPEC DEPT EXPENSE	4,923	35,593	103,439	103,439
346	IN-CNTY & NON-TRVL	2,306	2,070	1,778	1,778
347	TRANS EMP AUTO	8,496	13,136	25,000	25,000
348	TRANS OTHER	73	103	70	70
350	UTILITIES	48,891	32,007	45,160	45,160
	<b>TOTAL SERVICES AND SUPPLIES</b>	<b>\$ 518,237</b>	<b>\$ 582,886</b>	<b>\$ 751,410</b>	<b>\$ 751,410</b>
<b>FIXED ASSETS</b>					
510	EQUIPMENT	\$ 65,427	\$ 49,834	\$ 74,505	\$ 74,505

NO. QUAN. DESCRIPTION

1	LOT	MINOR EQUIPMENT		\$ 25,753	\$ 25,753
2	5	TYPEWRITER, ELECTRIC		3,125	3,125
3	1	TYPEWRITER, MANUAL		242	242
4	3	ADDING MACHINE, ELECTRIC		540	540
5	1	CALCULATOR		650	650
6	6	DICTATING MACHINE W/ATTACHMENTS		2,850	2,850
7	7	DESK, WOOD, 60 X 34, W/PLASTIC		1,120	1,120
8	10	DESK, WRITING, SMALL		750	750
9	1	SAFE		200	200
10	1	TIME RECCROER		255	255
11	10	SOFA		2,800	2,800
12	29	TELEVISION, PORTABLE, 22 B/W, W/		5,945	5,945
13	4	VACUUM CLEANER, COMMERCIAL W/ATT		900	900
14	2	FLOOR MACHINE, COMMERCIAL TYPE		630	630
15	8	WASHING MACHINE, WRINGER TYPE		1,600	1,600
16	1	SEWING MACHINE, HEAVY DUTY		400	400
17	1	STORAGE CABINET, 4-DOOR, W/LOCK		200	200
18	1	STEAM TABLE W/INSERT PANS & POTS		300	300
19	1	HOT FOOD TABLE		1,115	1,115
20	2	STEAM KETTLE, LPG, 20-GALLON CAP		1,400	1,400
21	1	COFFEE MAKER, 10-GALLON, LPG		425	425
22	1	COFFEE MAKER, 5-GALLON		300	300
23	1	COLD BAR SALAD TABLE, ICE COOLED		800	800
24	3	MILK DISPENSER W/TWO 6-GAL CONTA		795	795
25	1	MILK DISPENSER W/ONE 6-GAL CONTA		250	250
26	4	ICE CUBE MACHINE		4,400	4,400

COUNTY OF SAN DIEGO FINAL BUDGET  
 1972-1973  
 BUDGET UNIT EXPENDITURE DETAIL  
 SCHEDULE 6  
 FUND - GENERAL-1001

FUNCTION - PUBLIC PROTECTION

ACTIVITY - DETENTION & CORRECTION

BUDGET UNIT - 3300 SAN DIEGO COUNTY HONOR CAMPS - CONTINUED

SUB OBJECT ACCOUNT	EXPENDITURE CLASSIFICATION	EXPENDITURES		APPROPRIATIONS	
		ACTUAL EXPENDITURES 1970-1971	ACTUAL EXPENDITURES 1971-1972	EXPENDITURE ESTIMATES RECOMMENCED 1972-1973	ADOPTED BY THE BOARD OF SUPERVISORS 1972-1973
FIXED ASSETS - CONTINUED					
NO. QUAN. DESCRIPTION					
27	3			\$ 1,950	\$ 1,950
28	1			955	955
29	1			650	650
30	1			250	250
31	1			340	340
32	1			1,600	1,600
33	1			1,300	1,300
34	1			1,000	1,000
35	1			450	450
36	1			1,200	1,200
37	1			500	500
38	1			1,200	1,200
39	1			325	325
40	1			150	150
41	1			105	105
42	1			600	600
43	6			1,440	1,440
44	1			180	180
45	4			740	740
46	1			540	540
47	2			900	900
48	2			210	210
49	1			175	175
530	STRUCT & IMPVMTS	\$ 460	\$ 6,755	\$ 2,530	\$ 2,530
S01	2			\$ 800	\$ 800
S02	2			700	700
S03	4			400	400
S04	1			630	630
TOTAL FIXED ASSETS		\$ 65,887	\$ 56,589	\$ 77,035	\$ 77,035
EXPENDITURE TRANSFERS AND REIMBURSEMENTS					
600 COSTS APPLIED		\$ 67,731CR	\$ 64,950CR	\$ 60,000CR	\$ 60,000CR
605 REIMBSD PROJCTS		\$ 67,731CR	\$ 89,196CR	\$ 60,000CR	\$ 60,000CR
TOTAL EXPENDITURE TRANSFERS AND REIMBURSEMENTS		\$ 67,731CR	\$ 89,196CR	\$ 60,000CR	\$ 60,000CR
TOTAL DEPARTMENT 3300		\$ 2,069,889	\$ 2,499,860	\$ 3,561,663	\$ 3,561,663

COUNTY OF SAN DIEGO FINAL BUDGET  
 1972-1973  
 BUDGET UNIT EXPENDITURE DETAIL  
 SCHEDULE 6  
 FUND - GENERAL-1001

FUNCTION - PUBLIC PROTECTION

ACTIVITY - DETENTION & CORRECTION

BUDGET UNIT - 3400 PROBATION DEPARTMENT, RANCHO DEL CAMPO

SUB OBJECT ACCOUNT	EXPENDITURE CLASSIFICATION	EXPENDITURES		APPROPRIATIONS	
		ACTUAL EXPENDITURES 1970-1971	ACTUAL EXPENDITURES 1971-1972	EXPENDITURE ESTIMATES RECOMMENDED 1972-1973	ACCEPTED BY THE BOARD OF SUPERVISORS 1972-1973
<b>SALARIES AND EMPLOYEE BENEFITS</b>					
101	SAL & WAGE PERM	\$ 413,519	\$ 442,134	\$ 469,502	\$ 469,502
102	SAL & WAGE NON PM	15,215	20,037	36,916	36,916
160	RETIREMENT CERS			40,159	40,159
165	RETIREMENT QASDI			22,341	22,341
170	EMP GROUP INS.			7,956	7,956
175	EMP. COMP. INS.			713	713
190	SALARY SAVINGS			15,318CR	15,318CR
191	FRINGE BEN SAVING			9,507CR	9,507CR
	<b>TOTAL SALARIES AND EMPLOYEE BENEFITS</b>	<b>\$ 428,734</b>	<b>\$ 462,171</b>	<b>\$ 552,762</b>	<b>\$ 552,762</b>
<b>SERVICES AND SUPPLIES</b>					
205	AGRICULTURAL	\$ 103	\$ 59	\$ 200	\$ 200
210	CLCTF. & PERS SUPP	5,426	8,327	7,000	7,000
215	COMMUNICATIONS	3,805	4,055	5,644	5,644
225	FOOD	39,911	34,933	39,482	39,482
230	HOUSEHOLD EXPENSE	6,331	6,965	5,200	5,200
280	MAINT EQUIP AUTO		15		
285	MNT EQ OFFICE & G	134	256	400	400
290	MNT STR IMP & GRN	4	11	250	250
295	MED DENTAL & LAB	12	51	250	250
300	MEMBERSHIPS		12	37	37
310	OFFICE EXPENSE	1,714	2,123	2,550	2,550
315	PROF & SPEC SERV	1,028	165	2,340	2,340
325	RENT STR IMP GRND	1,000	1,000		
330	RENT LEASE EQUIP	1,267	1,487	1,864	1,864
335	SMALL TCGLS & INS	493	341	422	422
340	SPEC DEPT EXPENSE	855	3,011	1,800	1,800
346	IN-CNTY & NON-TRVEL	325	315	282	282
347	TRANS EMP AUTO	106	8	300	300
	<b>TOTAL SERVICES AND SUPPLIES</b>	<b>\$ 62,514</b>	<b>\$ 63,134</b>	<b>\$ 68,021</b>	<b>\$ 68,021</b>
<b>FIXED ASSETS</b>					
510	EQUIPMENT	\$	\$ 14,425	\$ 5,315	\$ 5,315
<b>NO. QUAN. DESCRIPTION</b>					
1	LOT MINOR EQUIPMENT			\$ 1,520	\$ 1,520
2	1 OVEN, CONVECTION			1,200	1,200
3	1 FOOD CHOPPER			850	850
4	2 FLOOR POLISHER			700	700
5	3 REFRIGERATOR			420	420
6	1 RESUSCITATOR			250	250
7	1 VEGETABLE PEELER			375	375
	<b>TOTAL FIXED ASSETS</b>	<b>\$</b>	<b>\$ 14,425</b>	<b>\$ 5,315</b>	<b>\$ 5,315</b>
<b>EXPENDITURE TRANSFERS AND REIMBURSEMENTS</b>					
605	REIMPSO PROJECTS	\$	\$ 1,050CR	\$	\$
	<b>TOTAL EXPENDITURE TRANSFERS AND REIMBURSEMENTS</b>	<b>\$</b>	<b>\$ 1,050CR</b>	<b>\$</b>	<b>\$</b>
	<b>TOTAL DEPARTMENT 3400</b>	<b>\$ 491,248</b>	<b>\$ 538,684</b>	<b>\$ 626,098</b>	<b>\$ 626,098</b>

COUNTY OF SAN DIEGO FINAL BUDGET  
 1972-1973  
 BUDGET UNIT EXPENDITURE DETAIL  
 SCHEDULE 6  
 FUND - GENERAL-1001

FUNCTION - PUBLIC PROTECTION

ACTIVITY - DETENTION & CORRECTION

BUDGET UNIT - 3410 PROBATION DEPARTMENT, JUVENILE HALL

SUB OBJECT ACCOUNT	EXPENDITURE CLASSIFICATION	EXPENCITURES		APPROPRIATIONS	
		ACTUAL EXPENDITURES 1970-1971	ACTUAL EXPENDITURES 1971-1972	EXPENDITURE ESTIMATES RECOMMENDED 1972-1973	ADOPTED BY THE BCARC OF SUPERVISORS 1972-1973
<b>SALARIES AND EMPLOYEE BENEFITS</b>					
101 SAL & WAGE PERM		\$ 1,327,887	\$ 1,454,007	\$ 1,642,192	\$ 1,642,192
102 SAL & WAGE NON PM		10,928	10,368	62,750	62,750
160 RETIREMENT CERS				141,058	141,058
165 RETIREMENT OASDI				74,877	74,877
170 EMP GROUP INS				27,642	27,642
175 EMP. COMP. INS.				2,389	2,389
190 SALARY SAVINGS				59,269CR	59,269CR
191 FRINGE BEN SAVING				31,862CR	31,862CR
<b>TOTAL SALARIES AND EMPLOYEE BENEFITS</b>		<b>\$ 1,338,815</b>	<b>\$ 1,464,375</b>	<b>\$ 1,859,817</b>	<b>\$ 1,859,817</b>
<b>SERVICES AND SUPPLIES</b>					
210 CLOTH & PERS SUPP		\$ 20,765	\$ 25,245	\$ 25,714	\$ 25,714
215 COMMUNICATIONS		10,578	12,015	12,039	12,039
225 FOOD		98,143	92,422	98,878	98,878
230 HOUSEHOLD EXPENSE		11,033	11,684	12,710	12,710
285 MNT EQ OFFICE & G		416	214	400	400
295 MED DENTAL & LAB		695	635	800	800
300 MEMBERSHIPS		37	32	37	37
310 OFFICE EXPENSE		3,048	4,371	3,200	3,200
315 PROF & SPEC SERV		228	171	248	248
330 RENT LEASE EQUIP		1,600	1,777	1,760	1,760
335 SMALL TOOLS & INS				100	100
340 SPEC DEPT EXPENSE		3,627	2,403	3,400	3,400
346 IN-CNTY & NON-TRVEL		797	374	703	703
347 TRANS EMP AUTO		16		100	100
348 TRANS OTHER			10		
350 UTILITIES		25,240	9,208	8,965	8,965
<b>TOTAL SERVICES AND SUPPLIES</b>		<b>\$ 176,223</b>	<b>\$ 160,561</b>	<b>\$ 169,054</b>	<b>\$ 169,054</b>
<b>FIXED ASSETS</b>					
510 EQUIPMENT		\$ 3,652	\$ 6,547	\$ 5,724	\$ 5,724
<b>NO. QUAN. DESCRIPTION</b>					
1	LOT	MINOR EQUIPMENT		\$ 645	\$ 645
2	3	TABLE RADIOS W/AMPLIFIERS		394	394
3	3	CASSETTE PLAYER-RECORDERS		394	394
4	2	FLOOR FANS, PED. 24		231	231
5	1	CALCULATOR, ELEC.		556	556
6	1	T.V. BLACK & WHITE, 23		237	237
7	3	DRYERS, ELEC.		788	788
8	1	REFRIGERATOR, ELEC.		263	263
9	1	FLOOR POLISHER, ELEC.		368	368
10	1	BAKE OVEN		1,575	1,575
11	1	WASHING MACHINE, ELEC. AUTO.		273	273
<b>TOTAL FIXED ASSETS</b>		<b>\$ 3,652</b>	<b>\$ 6,547</b>	<b>\$ 5,724</b>	<b>\$ 5,724</b>
<b>TOTAL DEPARTMENT 3410</b>		<b>\$ 1,518,690</b>	<b>\$ 1,631,483</b>	<b>\$ 2,034,595</b>	<b>\$ 2,034,595</b>

COUNTY OF SAN DIEGO FINAL BUDGET  
 1972-1973  
 BUDGET UNIT EXPENDITURE DETAIL  
 SCHEDULE 6  
 FUND - GENERAL-1001

FUNCTION - PUBLIC PROTECTION

ACTIVITY - DETENTION & CORRECTION

BUDGET UNIT - 3420 PROBATION OFFICER, LAS COLINAS

SUB OBJECT ACCOUNT	EXPENDITURE CLASSIFICATION	EXPENDITURES		EXPENDITURE	APPROPRIATIONS
		ACTUAL EXPENDITURES 1970-1971	ACTUAL EXPENDITURES 1971-1972	ESTIMATES RECOMMENDED 1972-1973	ACCEPTED BY THE BOARD OF SUPERVISORS 1972-1973
<b>SALARIES AND EMPLOYEE BENEFITS</b>					
101	SAL & WAGE PERM	\$ 439,426	\$ 476,723	\$ 515,886	\$ 515,886
102	SAL & WAGE NON PM	12,275	5,724	15,628	15,628
160	RETIREMENT CERS			44,155	44,155
165	RETIREMENT QASDI			23,393	23,393
170	EMP GROUP INS			9,078	9,078
175	EMP. COMP. INS.			746	746
190	SALARY SAVINGS			17,230CR	17,230CR
191	FRINGE BEN SAVING			9,954CR	9,954CR
	<b>TOTAL SALARIES AND EMPLOYEE BENEFITS</b>	<b>\$ 451,701</b>	<b>\$ 482,447</b>	<b>\$ 581,706</b>	<b>\$ 581,706</b>
<b>SERVICES AND SUPPLIES</b>					
210	CLOTH & PERS SUPP	\$ 2,259	\$ 1,838	\$ 3,111	\$ 3,111
215	COMMUNICATIONS	4,563	5,506	5,640	5,640
225	FOOD	23,701	22,600	26,784	26,784
230	HOUSEHOLD EXPENSE	5,296	4,106	5,810	5,810
285	MNT EQ OFFICE & C	124	209	260	260
295	MED DENTAL & LAB	41	44	200	200
300	MEMBERSHIPS	32	22	37	37
310	OFFICE EXPENSE	1,266	1,462	1,566	1,566
315	PROF & SPEC SERV	215	203	1,464	1,464
330	RENT LEASE EQUIP	1,408	1,498	150	150
335	SMALL TOOLS & INS	8	55	650	650
340	SPEC DEPT EXPENSE	939	953	2,500	2,500
346	IN-CNTY & NON-TRVEL	433	346	486	486
347	TRANS EMP AUTO	114	195	225	225
350	UTILITIES	12,604	5,928	7,200	7,200
	<b>TOTAL SERVICES AND SUPPLIES</b>	<b>\$ 53,003</b>	<b>\$ 44,965</b>	<b>\$ 56,083</b>	<b>\$ 56,083</b>
<b>FIXED ASSETS</b>					
510	EQUIPMENT	\$	\$ 1,568	\$ 3,301	\$ 3,301
<b>NO. QUAN. DESCRIPTION</b>					
1	LOT MINOR EQUIPMENT			\$ 190	\$ 190
2	3 TELEVISION, COLOR			1,575	1,575
3	1 CALCULATOR, ELECTRONIC			216	216
4	1 CLEANER, VACUUM, INTERNAL FILTER			433	433
5	1 MIXER, FOOD, 5-QUART			297	297
6	3 DICTATING/TRANSCRIBING MACHINES			590	590
	<b>TOTAL FIXED ASSETS</b>	<b>\$</b>	<b>\$ 1,568</b>	<b>\$ 3,301</b>	<b>\$ 3,301</b>
	<b>TOTAL DEPARTMENT 3420</b>	<b>\$ 504,704</b>	<b>\$ 528,980</b>	<b>\$ 641,090</b>	<b>\$ 641,090</b>

COUNTY OF SAN DIEGO FINAL BUDGET  
1972-1973  
BUDGET UNIT EXPENDITURE DETAIL  
SCHEDULE 6  
FUND - GENERAL-1001

FUNCTION - PUBLIC PROTECTION

ACTIVITY - DETENTION &amp; CORRECTION

BUDGET UNIT - 3430 PROBATION OFFICER

SUB OBJECT ACCOUNT	EXPENDITURE CLASSIFICATION	EXPENDITURES		APPROPRIATIONS	
		ACTUAL EXPENDITURES 1970-1971	ACTUAL EXPENDITURES 1971-1972	EXPENDITURE ESTIMATES RECOMMENDED 1972-1973	ADOPTED BY THE BOARD OF SUPERVISORS 1972-1973
SALARIES AND EMPLOYEE BENEFITS					
101	SAL & WAGE PERM	\$ 6,432,893	\$ 6,289,738	\$ 6,998,127	\$ 6,998,127
102	SAL & WAGE NON PM	43,446	56,676	81,484	81,484
160	RETIREMENT CERS			641,861	641,861
165	RETIREMENT OASDI			326,933	326,933
170	EMP GROUP INS			122,570	122,570
175	EMP. COMP. INS.			10,434	10,434
190	SALARY SAVINGS			125,616CR	125,616CR
191	FRINGE BEN SAVING			139,120CR	139,120CR
TOTAL SALARIES AND EMPLOYEE BENEFITS		\$ 6,476,339	\$ 6,346,414	\$ 7,916,673	\$ 7,916,673
SERVICES AND SUPPLIES					
210	CLOTH & PERS SUPP	\$ 222	\$ 22	\$ 250	\$ 250
215	COMMUNICATIONS	76,975	86,604	96,720	96,720
225	FOOD	13	116		
230	HOUSEHOLD EXPENSE	28	1,095	600	600
285	MNT EQ OFFICE & O	13,037	13,550	19,013	19,013
290	MNT STR IMP & GRN		2,173		
295	MED DENTAL & LAB	290	621	600	600
300	MEMBERSHIPS	223	213	280	280
305	MISCL EXPENSE		87		
310	OFFICE EXPENSE	59,405	57,043	59,200	59,200
315	PROF & SPEC SERV	28,603	42,130	134,355	134,355
325	RENT STR EMP GRND	6,000	9,410		
330	RENT LEASE EQUIP	15,132	11,501	17,212	17,212
335	SMALL TCCLS & INS	18			
340	SPEC DEPT EXPENSE	492	1,102	9,000	9,000
346	IN-CNTY & NON-TRVEL	4,269	2,353	2,810	2,810
347	TRANS EMP AUTO	4,694	13,574	15,100	15,100
348	TRANS OTHER	1,187	1,349	1,500	1,500
350	UTILITIES	30,994	4,691	1,800	1,800
TOTAL SERVICES AND SUPPLIES		\$ 241,582	\$ 247,634	\$ 358,440	\$ 358,440
OTHER CHARGES					
440	SUPPORT & CARE	\$ 189	\$ 140	\$ 200	\$ 200
TOTAL OTHER CHARGES		\$ 189	\$ 140	\$ 200	\$ 200
FIXED ASSETS					
510	EQUIPMENT	\$ 79,196	\$ 38,293	\$ 21,647	\$ 21,647
NO. QUAN. DESCRIPTICN					
1	LOT MINOR EQUIPMENT			\$ 6,186	\$ 6,186
2	4 ADDING MACHINE, 10 CCL. ELECTRIC			880	880
3	4 AIR CONDITONER, ROOM			1,520	1,520
4	17 DICTATION MACHINE, WITH STAND			5,831	5,831
5	1 PROJECTOR, 16 MM MOVIE			700	700
6	1 REFRIGERATOR			250	250
7	1 TIME STAMP, ELECTRIC			230	230
8	11 TYPEWRITER, ELECTRIC, 13			6,050	6,050
TOTAL FIXED ASSETS		\$ 79,196	\$ 38,293	\$ 21,647	\$ 21,647
EXPENDITURE TRANSFERS AND REIMBURSEMENTS					
600	COSTS APPLIED	\$ 10,200CR	\$ 14,475CR	\$ 18,400CR	\$ 18,400CR
605	REIMBSD PROJECTS		31,014CR		
TOTAL EXPENDITURE TRANSFERS AND REIMBURSEMENTS		\$ 10,200CR	\$ 45,489CR	\$ 18,400CR	\$ 18,400CR
TOTAL DEPARTMENT 3430		\$ 6,787,106	\$ 6,586,992	\$ 8,278,560	\$ 8,278,560



COUNTY OF SAN DIEGO FINAL BUDGET  
 1972-1973  
 BUDGET UNIT EXPENDITURE DETAIL  
 SCHEDULE 6  
 FUND - GENERAL-1001

FUNCTION - PUBLIC PROTECTION

ACTIVITY - DETENTION AND CORRECTIO

BUDGET UNIT - 3440 PROBATION OFFICER, SPECIAL SUPERVISION

SUB OBJECT ACCOUNT	EXPENDITURE CLASSIFICATION	EXPENCITURES		APPROPRIATIONS	
		ACTUAL EXPENDITURES 1970-1971	ACTUAL EXPENDITURES 1971-1972	EXPENDITURE ESTIMATES RECOMMENDED 1972-1973	ADOPTED BY THE BOARD OF SUPERVISORS 1972-1973
<b>SALARIES AND EMPLOYEE BENEFITS</b>					
101	SAL & WAGE PERM	\$	\$ 511,598	\$ 972,173	\$ 972,173
102	SAL & WAGE NCN PM		1,821	82,763	82,763
160	RETIREMENT CERS			93,100	93,100
165	RETIREMENT OASDI			48,872	48,872
170	EMP GROUP INS			16,524	16,524
175	EMP. COMP. INS.			1,560	1,560
190	SALARY SAVINGS			15,109CR	15,109CR
191	FR INCE BEN SAVING			20,797CR	20,797CR
<b>TOTAL SALARIES AND EMPLOYEE BENEFITS</b>		\$	\$ 913,819	\$ 1,179,086	\$ 1,179,086
<b>SERVICES AND SUPPLIES</b>					
210	CLOTH & PERS SUPP	\$	\$ 9	\$	\$
215	COMMUNICATIONS		6,340	11,500	11,500
225	FOOD		677	1,200	1,200
230	HOUSEHOLD EXPENSE		2,143	900	900
285	MNT EQ OFFICE & O		1,290	3,334	3,334
290	MNT STR IMP & GRN		404	1,400	1,400
295	MED DENTAL & LAB		49	300	300
310	OFFICE EXPENSE		5,076	8,000	8,000
315	PROF & SPEC SERV		14,784	31,000	31,000
325	RENT STR IMP GRND		9,680		
330	RENT LEASE EQUIP		65		
335	SMALL TCOLS & INS		172		
340	SPEC DEPT EXPENSE		1,230	500	500
346	IN-CNTY & NON-TRVEL		891	1,688	1,688
347	TRANS EMP AUTO		19,217	50,000	50,000
348	TRANS OTHER		322	900	900
350	UTILITIES		1,063	1,080	1,080
<b>TOTAL SERVICES AND SUPPLIES</b>		\$	\$ 63,412	\$ 111,802	\$ 111,802
<b>OTHER CHARGES</b>					
440	SUPPORT & CARE	\$	\$ 8,623	\$	\$
<b>TOTAL OTHER CHARGES</b>		\$	\$ 8,623	\$	\$
<b>FIXED ASSETS</b>					
510	EQUIPMENT	\$	\$ 2,443	\$ 6,900	\$ 6,900
<b>NO. QUAN. DESCRIPTION</b>					
1	LOT MINOR EQUIPMENT			\$ 2,075	\$ 2,075
2	1 AMPEX AC-125 PORTABLE T V PRODU			1,500	1,500
3	1 LIGHTING PACKAGE FOR VIDEO CAMER			500	500
4	1 DESK, TYPEWRITER, STEEL			160	160
5	1 DICTATING MACHINE			345	345
6	2 SOFAS			600	600
7	7 TAPE RECORERS, REEL-TO-REEL			1,120	1,120
8	1 CALCULATOR			600	600
<b>TOTAL FIXED ASSETS</b>		\$	\$ 2,443	\$ 6,900	\$ 6,900
<b>TOTAL DEPARTMENT 3440</b>		\$	\$ 63,412	\$ 1,297,788	\$ 1,297,788

CCOUNTY OF SAN DIEGO FINAL BUDGET  
 1972-1973  
 BUDGET UNIT EXPENDITURE DETAIL  
 SCHEDULE E  
 FUNC - GENERAL-1001

FUNCTION - PUBLIC PROTECTION

ACTIVITY - DETENTION & CORRECTION

BUDGET UNIT - 3480 PROBATION DEPARTMENT, HILLCREST

SUB OBJECT ACCOUNT	EXPENDITURE CLASSIFICATION	EXPENCITURES		APPRCPRIATIONS	
		ACTUAL EXPENDITURES 1970-1971	ACTUAL EXPENDITURES 1971-1972	EXPENDITURE ESTIMATES RECOMMENDED 1972-1973	ACGPTEC BY THE BCARC OF SUPERVISCRS 1972-1973
<b>SALARIES AND EMPLOYEE BENEFITS</b>					
101 SAL & WAGE PERM		\$ 520,248	\$ 546,457	\$ 605,023	\$ 605,023
102 SAL & WAGE NON PM		10,353	12,743	29,187	29,187
160 RETIREMENT CERS				52,052	52,052
165 RETIREMENT QASDI				28,079	28,079
170 EMP GROUP INS				12,036	12,036
175 EMP. COMP. INS.				896	896
190 SALARY SAVINGS				16,409CR	16,409CR
191 FRINGE BEN SAVING				11,949CR	11,949CR
<b>TOTAL SALARIES AND EMPLOYEE BENEFITS</b>		<b>\$ 530,601</b>	<b>\$ 559,200</b>	<b>\$ 698,915</b>	<b>\$ 698,915</b>
<b>SERVICES AND SUPPLIES</b>					
210 CLOTH & PERS SLPP		\$ 5,185	\$ 4,229	\$ 8,075	\$ 8,075
215 COMMUNICATIONS		1,775	2,006	2,020	2,020
225 FOOD		24,680	25,435	29,086	29,086
230 HOUSEHOLD EXPENSE		3,769	3,776	5,654	5,654
285 MNT EQ OFFICE & O		190	459	400	400
295 MED DENTAL & LAB		364	193	300	300
300 MEMBERSHIPS		42	22	37	37
310 OFFICE EXPENSE		1,424	1,501	1,500	1,500
330 RENT LEASE EQUIP		118	1,454	1,560	1,560
335 SMALL TOOLS & INS		19	60	100	100
340 SPEC DEPT EXPENSE		3,011	2,160	2,166	2,166
346 IN-CNTY & NON-TRVEL		217	272	282	282
347 TRANS EMP AUTO		29	20	100	100
350 UTILITIES		10,731	3,447	3,000	3,000
<b>TOTAL SERVICES AND SUPPLIES</b>		<b>\$ 51,553</b>	<b>\$ 45,034</b>	<b>\$ 54,280</b>	<b>\$ 54,280</b>
<b>FIXED ASSETS</b>					
510 EQUIPMENT		\$ 1,867	\$ 709	\$ 1,555	\$ 1,555
<b>NO. QUAN. DESCRIPTION</b>					
1	LGT MINOR EQUIPMENT			\$ 180	\$ 180
2	1 TYPEWRITER, ELECTRIC			625	625
3	1 WASHING MACHINE			325	325
4	1 DICTATING MACHINE			320	320
5	1 COFFEE URN			105	105
<b>TOTAL FIXED ASSETS</b>		<b>\$ 1,867</b>	<b>\$ 709</b>	<b>\$ 1,555</b>	<b>\$ 1,555</b>
<b>TOTAL DEPARTMENT 3480</b>		<b>\$ 584,021</b>	<b>\$ 604,943</b>	<b>\$ 754,750</b>	<b>\$ 754,750</b>

COUNTY OF SAN DIEGO FINAL BUDGET  
 1972-1973  
 BUDGET UNIT EXPENDITURE DETAIL  
 SCHEDULE 6  
 FUND - GENERAL-1001

FUNCTION - PUBLIC PROTECTION

ACTIVITY - OTHER PROTECTION

BUDGET UNIT - 3700 HUMAN RELATIONS COMMISSION

SUB OBJECT ACCOUNT	EXPENDITURE CLASSIFICATION	EXPENCITURES		APPROPRIATIONS	
		ACTUAL EXPENDITURES 1970-1971	ACTUAL EXPENDITURES 1971-1972	EXPENDITURE ESTIMATES RECOMMENDED 1972-1973	ADOPTED BY THE BOARD OF SUPERVISORS 1972-1973
OTHER CHARGES					
453 CONTR OTHER AGENC		\$ 31,500	\$ 150,000	\$ 185,000	\$ 185,000
TOTAL OTHER CHARGES		\$ 31,500	\$ 150,000	\$ 185,000	\$ 185,000
TOTAL DEPARTMENT 3700		\$ 31,500	\$ 150,000	\$ 185,000	\$ 185,000

COUNTY OF SAN DIEGO FINAL BUDGET  
 1972-1973  
 BUDGET UNIT EXPENDITURE DETAIL  
 SCHEDULE 6  
 FUNC - GENERAL FUND-1001

FUNCTION - PUBLIC PROTECTION

ACTIVITY - OTHER PROTECTION

BUDGET UNIT - 3800 OFFICE OF SENIOR CITIZENS AFFAIRS

SUB OBJECT ACCOUNT	EXPENDITURE CLASSIFICATION	EXPENCITURES		APPROPRIATIONS	
		ACTUAL EXPENDITURES 1970-1971	ACTUAL EXPENDITURES 1971-1972	EXPENDITURE ESTIMATES RECOMMENDED 1972-1973	ACCEPTED BY THE BOARD OF SUPERVISORS 1972-1973
<b>SALARIES AND EMPLOYEE BENEFITS</b>					
101	SAL & WAGE PERM	\$ 5,070	\$ 45,223	\$ 59,760	\$ 59,760
102	SAL & WAGE NON PM		8,884	4,991	4,991
160	RETIREMENT CERS			5,270	5,270
165	RETIREMENT QASDI			3,249	3,249
170	EMP GROUP INS			1,020	1,020
175	EMP. COMP. INS.			94	94
191	FRINGE BEN SAVING			1,318CR	1,318CR
	<b>TOTAL SALARIES AND EMPLOYEE BENEFITS</b>	\$ 5,070	\$ 54,107	\$ 73,066	\$ 73,066
<b>SERVICES AND SUPPLIES</b>					
285	MNT EC OFFICE & C		37		
290	MNT STR IMP & GRN		8		
300	MEMBERSHIPS		20		
305	MISCL EXPENSE	10	9		
310	OFFICE EXPENSE	166	1,583	4,110	4,110
330	RENT LEASE EQUIP		158		
340	SPEC DEPT EXPENSE	6	13		
346	IN-CNTY & NON-TRVEL	187	427	521	521
347	TRANS EMP AUTO	55	1,361		
	<b>TOTAL SERVICES AND SUPPLIES</b>	\$ 424	\$ 3,616	\$ 4,631	\$ 4,631
<b>FIXED ASSETS</b>					
510	EQUIPMENT	\$ 382	\$ 2,704	\$ 1,600	\$ 1,600
<b>NO. QUAN. DESCRIPTION</b>					
1	LGT MINOR EQUIPMENT			\$ 438	\$ 438
2	1 ADDING MACHINE			220	220
3	2 CIVANS			500	500
4	1 TYPEWRITER			242	242
5	1 DESK			200	200
	<b>TOTAL FIXED ASSETS</b>	\$ 382	\$ 2,704	\$ 1,600	\$ 1,600
<b>EXPENDITURE TRANSFERS AND REIMBURSEMENTS</b>					
600	COSTS APPLIED		\$ 3,465CR		
605	REIMPSD PROJECTS		9,362CR		
	<b>TOTAL EXPENDITURE TRANSFERS AND REIMBURSEMENTS</b>	\$	\$ 12,827CR	\$	\$
	<b>TOTAL DEPARTMENT 3800</b>	\$ 5,876	\$ 47,600	\$ 79,297	\$ 79,297

COUNTY OF SAN DIEGO FINAL BUDGET  
 1972-1973  
 BUDGET UNIT EXPENDITURE DETAIL  
 SCHEDULE 6  
 FUND - GENERAL-1001

FUNCTION - PUBLIC PROTECTION  
 BUDGET UNIT - 3900 FIRE PROTECTION

ACTIVITY - FIRE PROTECTION

SUB OBJECT ACCOUNT	EXPENDITURE CLASSIFICATION	EXPENDITURES		EXPENDITURE ESTIMATES RECOMMENDED 1972-1973	APPROPRIATIONS ADOPTED BY THE BOARD OF SUPERVISORS 1972-1973
		ACTUAL EXPENDITURES 1970-1971	ACTUAL EXPENDITURES 1971-1972		
SERVICES AND SUPPLIES					
215	COMMUNICATIONS	\$ 310	\$ 45	\$	\$
280	MAINT EQUIP AUTO	7,682	1,004		
285	MNT EQ OFFICE & O	267	24		
300	MEMBERSHIPS	96			
310	OFFICE EXPENSE	1,217			
330	RENT LEASE EQUIP	747	72		
335	SMALL TOOLS & INS	777	967		
340	SPEC DEPT EXPENSE	6,605	1,173		
348	TRANS OTHER	113			
	TOTAL SERVICES AND SUPPLIES	\$ 17,814	\$ 3,285	\$	\$
OTHER CHARGES					
453	CONTR OTHER AGENC	\$ 224,386	\$ 1,934CR	\$ 351,857	\$ 351,857
	TOTAL OTHER CHARGES	\$ 224,386	\$ 1,934CR	\$ 351,857	\$ 351,857
FIXED ASSETS					
510	EQUIPMENT	\$ 21,871	\$ 5,885	\$	\$
NO. QUAN. DESCRIPTION					
1	LOT MINOR EQUIPMENT				
2	1 FIRE TRUCK				
	TOTAL FIXED ASSETS	\$ 21,871	\$ 5,885	\$	\$
	TOTAL DEPARTMENT 3900	\$ 264,071	\$ 7,236	\$ 351,857	\$ 351,857

COUNTY OF SAN DIEGO FINAL BUDGET  
 1972-1973  
 BUDGET UNIT EXPENDITURE DETAIL  
 SCHEDULE 6  
 FUNC - GENERAL FUND-1001

FUNCTION - PUBLIC PROTECTION

ACTIVITY - FIRE PROTECTION

BUDGET UNIT - 3910 FIRE PROTECTION, WATERSHED RESOURCES ADVISORY COMMISSION

SUB OBJECT ACCOUNT	EXPENDITURE CLASSIFICATION	EXPENCITURES		APPROPRIATIONS	
		ACTUAL EXPENDITURES 1970-1971	ACTUAL EXPENDITURES 1971-1972	EXPENDITURE ESTIMATES RECOMMENDED 1972-1973	ACCEPTED BY THE BOARD OF SUPERVISORS 1972-1973
SERVICES AND SUPPLIES					
205 AGRICULTURAL		\$ 5,814	\$ 4,032	\$ 1,000	\$ 1,000
280 MAINT EQUIP AUTO		273	4	100	100
285 MNT EQ OFFICE & C		8	567		
300 MEMBERSHIPS		300	317	317	317
310 OFFICE EXPENSE		44	26	500	500
315 PROF & SPEC SERV		1,301	4,204	6,668	6,668
330 RENT LEASE EQUIP		6,666	5,845	10,000	10,000
335 SMALL TOOLS & INS		472	146	400	400
340 SPEC DEPT EXPENSE		2,951	2,239	28,000	28,000
346 IN-CNTY & NON-TRVEL		725	854	791	791
347 TRANS EMP ALTO		229	1,041	1,200	1,200
348 TRANS OTHER		956	413	950	950
<b>TOTAL SERVICES AND SUPPLIES</b>		<b>\$ 19,739</b>	<b>\$ 19,688</b>	<b>\$ 49,926</b>	<b>\$ 49,926</b>
<b>TOTAL DEPARTMENT 3910</b>		<b>\$ 19,739</b>	<b>\$ 19,688</b>	<b>\$ 49,926</b>	<b>\$ 49,926</b>

COUNTY OF SAN DIEGO FINAL BUDGET  
 1972-1973  
 BUDGET UNIT EXPENDITURE DETAIL  
 SCHEDULE 6  
 FUND - GENERAL-1001

FUNCTION - PUBLIC PROTECTION

ACTIVITY - PROTECTIVE INSPECTION

BUDGET UNIT - 4100 SAN DIEGO COUNTY DEPARTMENT OF AGRICULTURE

SUB OBJECT ACCOUNT	EXPENDITURE CLASSIFICATION	EXPENDITURES		EXPENDITURE	APPROPRIATIONS
		ACTUAL EXPENDITURES 1970-1971	ACTUAL EXPENDITURES 1971-1972	ESTIMATES RECOMMENDED 1972-1973	ACCEPTED BY THE BCARC OF SUPERVISORS 1972-1973
<b>SALARIES AND EMPLOYEE BENEFITS</b>					
101 SAL & WAGE PERM		\$ 612,134	\$ 647,013	\$ 764,590	\$ 764,590
102 SAL & WAGE NON PM		21,842	11,026	7,203	7,203
160 RETIREMENT CERS				70,469	70,469
165 RETIREMENT QASOI				36,158	36,158
170 EMP GROUP INS				12,648	12,648
175 EMP COMP. INS.				1,002	1,002
190 SALARY SAVINGS				33,101CR	33,101CR
191 FRINGE BEN SAVING				15,386CR	15,386CR
<b>TOTAL SALARIES AND EMPLOYEE BENEFITS</b>		<b>\$ 633,976</b>	<b>\$ 658,039</b>	<b>\$ 843,583</b>	<b>\$ 843,583</b>
<b>SERVICES AND SUPPLIES</b>					
205 AGRICULTURAL		\$ 43,968	\$ 50,354	\$ 51,000	\$ 51,000
210 CLCTF & PERS SUPP			75	150	150
215 COMMUNICATIONS		47	16	50	50
230 HOUSEHOLD EXPENSE		634	711	1,000	1,000
280 MAINT EQUIP AUTO		50	75	50	50
285 MNT EQ OFFICE & O		616	795	800	800
290 MNT STR IMP & GRN			1		
295 MED DENTAL & LAB		392	633	700	700
300 MEMBERSHIPS		35		40	40
310 OFFICE EXPENSE		7,192	6,820	6,000	6,000
315 PROF & SPEC SERV		1,541	1,500	3,000	3,000
330 RENT LEASE EQUIP		5	16		
335 SMALL TOOLS & INS		139	32	400	400
340 SPEC DEPT EXPENSE		852	1,181	1,000	1,000
346 IN-CNTY & NON-TRVEL		2,135	2,310	1,435	1,435
347 TRANS EMP AUTO		35,201	39,209	46,000	46,000
348 TRANS OTHER		829	1,128	900	900
<b>TOTAL SERVICES AND SUPPLIES</b>		<b>\$ 93,636</b>	<b>\$ 104,856</b>	<b>\$ 112,525</b>	<b>\$ 112,525</b>
<b>FIXED ASSETS</b>					
510 EQUIPMENT		\$ 2,107	\$ 1,664	\$ 1,910	\$ 1,910
<b>NO. QUAN. DESCRIPTION</b>					
1	LCT MINOR EQUIPMENT			\$ 215	\$ 215
2	2 DESK, STEEL			280	280
3	1 TYPEWRITER, ELECTRIC			530	530
4	1 CALCULATOR			585	585
5	1 EGG CANDLER			300	300
<b>TOTAL FIXED ASSETS</b>		<b>\$ 2,107</b>	<b>\$ 1,664</b>	<b>\$ 1,910</b>	<b>\$ 1,910</b>
<b>EXPENDITURE TRANSFERS AND REIMBURSEMENTS</b>					
600 COSTS APPLIED		\$ 47,546CR	\$ 78,578CR	\$ 82,250CR	\$ 82,250CR
605 REIMBSD PRJECTS			3,931CR		
<b>TOTAL EXPENDITURE TRANSFERS AND REIMBURSEMENTS</b>		<b>\$ 47,546CR</b>	<b>\$ 82,509CR</b>	<b>\$ 82,250CR</b>	<b>\$ 82,250CR</b>
<b>TOTAL DEPARTMENT 4100</b>		<b>\$ 682,173</b>	<b>\$ 682,050</b>	<b>\$ 875,768</b>	<b>\$ 875,768</b>

COUNTY OF SAN DIEGO FINAL BUDGET  
 1972-1973  
 BUDGET UNIT EXPENDITURE DETAIL  
 SCHEDULE 6  
 FUNC - GENERAL-1001

FUNCTION - PUBLIC PROTECTION

ACTIVITY - PROTECTIVE INSPECTION

BUDGET UNIT - 4250 DEPARTMENT OF BUILDING INSPECTION

SUB OBJECT ACCOUNT	EXPENDITURE CLASSIFICATION	EXPENDITURES		APPROPRIATIONS	
		ACTUAL EXPENDITURES 1970-1971	ACTUAL EXPENDITURES 1971-1972	EXPENDITURE ESTIMATES RECOMMENDED 1972-1973	ACCPTEC BY THE BOARD OF SUPERVISORS 1972-1973
<b>SALARIES AND EMPLOYEE BENEFITS</b>					
101	SAL & WAGE PERM	\$ 578,805	\$ 650,666	\$ 815,626	\$ 815,626
102	SAL & WAGE NON PM	18,713	17,175	12,670	12,670
160	RETIREMENT CERS	51,897	54,911	71,331	71,331
165	RETIREMENT GASDI	20,007	22,146	31,386	31,386
170	EMP GROUP INS	7,679	5,300	12,852	12,852
175	EMP. COMP. INS.	3,304	2,492	2,952	2,952
190	SALARY SAVINGS			8,220CR	8,220CR
191	FRINGE BEN SAVING			16,689CR	16,689CR
<b>TOTAL SALARIES AND EMPLOYEE BENEFITS</b>		<b>\$ 680,405</b>	<b>\$ 756,694</b>	<b>\$ 921,908</b>	<b>\$ 921,908</b>
<b>SERVICES AND SUPPLIES</b>					
215	COMMUNICATIONS	\$ 5,055	\$	\$ 21,135	\$ 21,135
285	MNT EQ OFFICE & O	244		1,044	1,044
290	MNT STR IMP & GRN	75		12,300	12,300
300	MEMBERSHIPS	267	355	385	385
305	MISCL EXPENSE	23			
310	OFFICE EXPENSE	14,532	16,126	13,800	13,800
315	PROF & SPEC SERV	38,992	11,289	47,846	47,846
317	PROF&SPEC SERV-IC		40,118		
325	RENT STR IMP GRND	5,628	6,000	19,680	19,680
330	RENT LEASE EQUIP	1,728	2,697	5,280	5,280
335	SMALL TOOLS & INS	141	57		
340	SPEC DEPT EXPENSE	157			
346	IN-CNTY & NON-TRVEL	1,606	1,324	1,463	1,463
347	TRANS EMP ACTO	30,354	34,701	39,960	39,960
350	UTILITIES	977			
<b>TOTAL SERVICES AND SUPPLIES</b>		<b>\$ 99,779</b>	<b>\$ 112,667</b>	<b>\$ 162,893</b>	<b>\$ 162,893</b>
<b>FIXED ASSETS</b>					
510	EQUIPMENT	\$ 234	\$ 30,820	\$ 3,935	\$ 3,935
<b>NO. QUAN. DESCRIPTION</b>					
1	LGT MINOR EQUIPMENT			\$ 860	\$ 860
2	LOT INSPECTION WORK STATIONS			850	850
3	1 MAP CASE			1,000	1,000
4	1 TYPEWRITER, ELECTRIC			590	590
5	1 DICTATING MACHINE			475	475
6	1 DESK			160	160
<b>TOTAL FIXED ASSETS</b>		<b>\$ 234</b>	<b>\$ 30,820</b>	<b>\$ 3,935</b>	<b>\$ 3,935</b>
<b>EXPENDITURE TRANSFERS AND REIMBURSEMENTS</b>					
600	COSTS APPLIED	\$ 69CR	\$ 778CR	\$	\$
605	REIMBSC PROJCTS		3,494CR		
<b>TOTAL EXPENDITURE TRANSFERS AND REIMBURSEMENTS</b>		<b>\$ 69CR</b>	<b>\$ 4,272CR</b>	<b>\$</b>	<b>\$</b>
<b>TOTAL DEPARTMENT 4250</b>		<b>\$ 780,349</b>	<b>\$ 895,909</b>	<b>\$ 1,088,736</b>	<b>\$ 1,088,736</b>



COUNTY OF SAN DIEGO FINAL BUDGET  
 1972-1973  
 BUDGET UNIT EXPENDITURE DETAIL  
 SCHEDULE 6  
 FUND - GENERAL-1001

FUNCTION - PUBLIC PROTECTION

BUDGET UNIT - 4300 COUNTY VETERINARIAN

ACTIVITY - PROTECTIVE INSPECTION

SUB OBJECT ACCOUNT	EXPENDITURE CLASSIFICATION	EXPENDITURES		APPROPRIATIONS	
		ACTUAL EXPENDITURES 1970-1971	ACTUAL EXPENDITURES 1971-1972	EXPENDITURE ESTIMATES RECOMMENDED 1972-1973	ADOPTED BY THE BOARD OF SUPERVISORS 1972-1973
<b>SALARIES AND EMPLOYEE BENEFITS</b>					
101	SAL & WAGE PERM	\$ 343,538	\$ 548,587	\$ 638,169	\$ 638,169
102	SAL & WAGE NON PM	10,750	19,222	49,348	49,348
160	RETIREMENT CERS			54,154	54,154
165	RETIREMENT OASDI			29,392	29,392
170	EMP GROUP INS			13,267	13,267
175	EMP. COMP. INS.			717	717
191	FRINGE BEN SAVING			13,528CR	13,528CR
<b>TOTAL SALARIES AND EMPLOYEE BENEFITS</b>		<b>\$ 354,288</b>	<b>\$ 567,809</b>	<b>\$ 771,519</b>	<b>\$ 771,519</b>
<b>SERVICES AND SUPPLIES</b>					
210	CLGT & PERS SUPP	\$ 529	\$ 174	\$ 643	\$ 643
215	COMMUNICATIONS	33	10	26	26
230	HOUSEHOLD EXPENSE	1,360	2,265	3,630	3,630
285	MNT EQ OFFICE & C	132	333	600	600
290	MNT STR IMP & GRN		14		
295	MED DENTAL & LAB	6,848	13,170	7,275	7,275
310	OFFICE EXPENSE	3,841	8,276	8,470	8,470
315	PROF & SPEC SERV	1,541	6,823	10,000	10,000
340	SPEC DEPT EXPENSE	4,545	8,076	125,275	125,275
346	IN-CNTY & NON-TRVEL	677	1,114	1,016	1,016
347	TRANS EMP AUTO	6,880	6,616	8,000	8,000
<b>TOTAL SERVICES AND SUPPLIES</b>		<b>\$ 26,386</b>	<b>\$ 46,871</b>	<b>\$ 164,935</b>	<b>\$ 164,935</b>
<b>FIXED ASSETS</b>					
510	EQUIPMENT	\$ 2,444	\$ 5,462	\$ 11,834	\$ 11,834
<b>NO. QUAN. DESCRIPTION</b>					
1	LOT	MINOR EQUIPMENT		\$ 620	\$ 620
2	9	TELEPHONE ANSWERING DEVICES		1,188	1,188
3	1	GAS ANESTHESIA MACHINE		1,500	1,500
4	1	ELECTROSURGICAL MACHINE		550	550
5	5	MICROFILE VIEWERS		1,250	1,250
6	6	EUTHANAIR CARTS		1,350	1,350
7	1	HEAD FOR CENTRIFUGE		350	350
8	3	EXTRA LCNG RANGE PROJECTOR		550	550
9	5	SHORT RANGE PROJECTOR		632	632
10	3	SHOTGUNS		264	264
11	1	ADDING MACHINE		180	180
12	1	GAS PROPORITIONER		150	150
13	1	OPERATING TABLE		400	400
14	1	SURGICAL LIGHTS		300	300
15	2	CARTS, ANIMAL TRANSPORT		600	600
16	1	SET OF 4 ANIMAL CAGES, QUARANT		1,200	1,200
17	1	ALLMINUM STORAGE SHED		250	250
18	2	REFRIGERATED DRINKING FOUNTAINS		500	500
<b>TOTAL FIXED ASSETS</b>		<b>\$ 2,444</b>	<b>\$ 5,462</b>	<b>\$ 11,834</b>	<b>\$ 11,834</b>
<b>EXPENDITURE TRANSFERS AND REIMBURSEMENTS</b>					
600		COSTS APPLIED	\$ 822CR	\$	\$
605		REIMBSD PROJECTS	3,898CR	\$	\$
<b>TOTAL EXPENDITURE TRANSFERS AND REIMBURSEMENTS</b>		<b>\$</b>	<b>\$ 4,720CR</b>	<b>\$</b>	<b>\$</b>
<b>TOTAL DEPARTMENT 4300</b>		<b>\$ 383,118</b>	<b>\$ 615,422</b>	<b>\$ 948,288</b>	<b>\$ 948,288</b>

COUNTY OF SAN DIEGO FINAL BUDGET  
1972-1973  
BUDGET UNIT EXPENDITURE DETAIL  
SCHEDULE 6  
FUND - GENERAL-1001

FUNCTION - PUBLIC PROTECTION

ACTIVITY - PROTECTIVE INSPECTION

BUDGET UNIT - 4400 SEALER OF WEIGHTS AND MEASURES

SUB OBJECT ACCOUNT	EXPENDITURE CLASSIFICATION	EXPENCITURES		APPROPRIATIONS	
		ACTUAL EXPENDITURES 1970-1971	ACTUAL EXPENDITURES 1971-1972	EXPENDITURE ESTIMATES RECOMMENDED 1972-1973	ADOPTED BY THE BOARD OF SUPERVISORS 1972-1973
SALARIES AND EMPLOYEE BENEFITS					
101 SAL & WAGE PERM		\$ 118,188	\$ 136,602	\$ 142,952	\$ 142,952
102 SAL & WAGE NON PM		960	3,748	5,394	5,394
160 RETIREMENT CERS				12,529	12,529
165 RETIREMENT OASDI				6,581	6,581
170 EMP GROUP INS				2,448	2,448
175 EMP. COMP. INS.				160	160
191 FRINGE BEN SAVING				2,996CR	2,996CR
<b>TOTAL SALARIES AND EMPLOYEE BENEFITS</b>		<b>\$ 119,148</b>	<b>\$ 140,350</b>	<b>\$ 167,068</b>	<b>\$ 167,068</b>
SERVICES AND SUPPLIES					
210 CLOTH & PERS SUPP		\$ 46	\$	\$ 50	\$ 50
215 COMMUNICATIONS		130	115	220	220
285 MNT EQ OFFICE & C		210	86	300	300
310 OFFICE EXPENSE		829	803	800	800
335 SMALL TOOLS & INS		90	57	180	180
340 SPEC DEPT EXPENSE		70	115	500	500
346 IN-CNTY & NON-TRVEL		749	1,031	791	791
347 TRANS EMP AUTO		5,816	7,204	7,900	7,900
348 TRANS OTHER		53	28	65	65
<b>TOTAL SERVICES AND SUPPLIES</b>		<b>\$ 7,993</b>	<b>\$ 9,439</b>	<b>\$ 10,806</b>	<b>\$ 10,806</b>
FIXED ASSETS					
510 EQUIPMENT		\$	\$	\$ 600	\$ 600
NO. QUAN. DESCRIPTION					
1	LGT MINOR EQUIPMENT			\$	\$
2	WEIGHT KIT, W/CASE			600	600
<b>TOTAL FIXED ASSETS</b>		<b>\$</b>	<b>\$</b>	<b>\$ 600</b>	<b>\$ 600</b>
EXPENDITURE TRANSFERS AND REIMBURSEMENTS					
600 COSTS APPLIED		\$	\$ 461CR	\$	\$
605 REIMBSD PROJECTS		\$	3,910CR	\$	\$
<b>TOTAL EXPENDITURE TRANSFERS AND REIMBURSEMENTS</b>		<b>\$</b>	<b>\$ 4,371CR</b>	<b>\$</b>	<b>\$</b>
<b>TOTAL DEPARTMENT 4400</b>		<b>\$ 127,141</b>	<b>\$ 145,418</b>	<b>\$ 178,474</b>	<b>\$ 178,474</b>

COUNTY OF SAN DIEGO FINAL BUDGET

1972-1973  
 BUDGET UNIT EXPENDITURE DETAIL  
 SCHEDULE 6  
 FUND - GRAZING-LANDS-1200

FUNCTION - PUBLIC PROTECTION

ACTIVITY - OTHER PROTECTION

BUDGET UNIT - 4450 SAN DIEGO COUNTY GRAZING ADVISORY BOARD

SUB OBJECT ACCOUNT	EXPENDITURE CLASSIFICATION	EXPENDITURES		APPROPRIATIONS	
		ACTUAL EXPENDITURES 1970-1971	ACTUAL EXPENDITURES 1971-1972	EXPENDITURE ESTIMATES RECOMMENDED 1972-1973	ADOPTED BY THE BOARD OF SUPERVISORS 1972-1973
OTHER CHARGES					
453 CONTR OTHER AGENC		\$ 750	\$	\$ 12,000	\$ 12,000
TOTAL OTHER CHARGES		\$ 750	\$	\$ 12,000	\$ 12,000
TOTAL DEPARTMENT 4450		\$ 750	\$	\$ 12,000	\$ 12,000

COUNTY OF SAN DIEGO FINAL BUDGET  
 1972-1973  
 BUDGET UNIT EXPENDITURE DETAIL  
 SCHEDULE 6  
 FUND - GENERAL-1001

FUNCTION - PUBLIC PROTECTION

ACTIVITY - OTHER PROTECTION

BUDGET UNIT - 4460 LOCAL AGENCY FORMATION COMMISSION

SUB OBJECT ACCOUNT	EXPENDITURE CLASSIFICATION	EXPENCITURES		APPROPRIATIONS	
		ACTUAL EXPENCITURES 1970-1971	ACTUAL EXPENCITURES 1971-1972	EXPENCITURE ESTIMATES RECOMMENDED 1972-1973	ACCEPTED BY THE BOARD OF SUPERVISORS 1972-1973
SALARIES AND EMPLOYEE BENEFITS					
101 SAL & WAGE PERM		\$ 37,836	\$ 42,469	\$ 48,470	\$ 48,470
102 SAL & WAGE NON PM		557	389	3,270	3,270
160 RETIREMENT CERS				3,998	3,998
165 RETIREMENT QASDI				2,205	2,205
170 EMP GROUP INS				816	816
175 EMP. COMP. INS.				42	42
190 SALARY SAVINGS				81CR	81CR
191 FRINGE BEN SAVING				1,061CR	1,061CR
<b>TOTAL SALARIES AND EMPLOYEE BENEFITS</b>		<b>\$ 38,393</b>	<b>\$ 42,858</b>	<b>\$ 57,659</b>	<b>\$ 57,659</b>
SERVICES AND SUPPLIES					
285 MNT EQ OFFICE & C		\$ 34	\$	\$	\$
305 MISCL EXPENSE		19			
310 OFFICE EXPENSE		288	563	1,234	1,234
315 PROF & SPEC SERV			29	15,000	15,000
340 SPEC DEPT EXPENSE				900	900
346 IN-CNTY & NON-TRVEL		1,059	1,683	879	879
347 TRANS EMP AUTO		698	1,129	1,600	1,600
<b>TOTAL SERVICES AND SUPPLIES</b>		<b>\$ 2,098</b>	<b>\$ 3,404</b>	<b>\$ 19,613</b>	<b>\$ 19,613</b>
FIXED ASSETS					
510 EQUIPMENT		\$ 510	\$ 1,515	\$ 450	\$ 450
NO. QUAN. DESCRIPTION					
1	LOT MINOR EQUIP			\$	\$
2	1 CREDENZA			200	200
3	1 CALCULATOR			250	250
<b>TOTAL FIXED ASSETS</b>		<b>\$ 510</b>	<b>\$ 1,515</b>	<b>\$ 450</b>	<b>\$ 450</b>
<b>TOTAL DEPARTMENT 4460</b>		<b>\$ 41,001</b>	<b>\$ 47,777</b>	<b>\$ 77,722</b>	<b>\$ 77,722</b>

1972-1973  
 COUNTY OF SAN DIEGO FINAL BUDGET  
 BUDGET UNIT EXPENDITURE DETAIL  
 SCHEDULE 6  
 FUNC - GENERAL-1001

FUNCTION - PUBLIC PROTECTION

ACTIVITY - OTHER PROTECTION

BUDGET UNIT - 4500 RECORDER

SUB OBJECT ACCOUNT	EXPENDITURE CLASSIFICATION	EXPENDITURES		APPROPRIATIONS	
		ACTUAL EXPENDITURES 1970-1971	ACTUAL EXPENDITURES 1971-1972	EXPENDITURE ESTIMATES RECOMMENDED 1972-1973	ADOPTED BY THE BCARC OF SUPERVISORS 1972-1973
<b>SALARIES AND EMPLOYEE BENEFITS</b>					
101 SAL & WAGE PERM		\$ 208,641	\$ 223,497	\$ 263,674	\$ 263,674
102 SAL & WAGE NON PM		1,294	21,400	3,452	3,452
160 RETIREMENT CERS.				24,417	24,417
165 RETIREMENT OASDI				13,001	13,001
170 EMP GROUP INS.				5,814	5,814
175 EMP. COMP. INS.				181	181
190 SALARY SAVINGS				4,575CR	4,575CR
191 FRINGE BEN SAVING				5,533CR	5,533CR
<b>TOTAL SALARIES AND EMPLOYEE BENEFITS</b>		<b>\$ 209,935</b>	<b>\$ 244,897</b>	<b>\$ 300,431</b>	<b>\$ 300,431</b>
<b>SERVICES AND SUPPLIES</b>					
285 MNT EQ OFFICE & O		\$ 911	\$ 2,115	\$ 2,277	\$ 2,277
300 MEMBERSHIPS		50	75	75	75
305 MISCL EXPENSE		41	100		
310 OFFICE EXPENSE		15,835	17,572	23,423	23,423
330 RENT LEASE EQUIP		7,402	11,231	32,552	32,552
346 IN-CNTY & NON-TRVEL		101	660	600	600
348 TRANS OTHER			170		
<b>TOTAL SERVICES AND SUPPLIES</b>		<b>\$ 24,340</b>	<b>\$ 32,323</b>	<b>\$ 58,927</b>	<b>\$ 58,927</b>
<b>FIXED ASSETS</b>					
510 EQUIPMENT		\$ 1,519	\$ 7,269	\$ 8,937	\$ 8,937
<b>NO. QUAN. DESCRIPTION</b>					
1	LCT	MINOR EQUIPMENT		\$ 3,334	\$ 3,334
2	1	MICRO FILE CAMERA			
3	4	FILM READERS W/MOTOR			
4	6	FILM READERS W/IMAGE CONTROL & Z			
5	2	FILM READERS W/IMAGE CONTROL & K			
6	1	MICROFILM PRINTER			
7	1	MANUAL MAGAZINE LOADING STATION		74	74
8	1	READER STAND W/SHELF			
9	1	SPEED-UP KIT		368	368
10	1	CHEMICAL REPLENISHER KIT		719	719
11	1	SOFA		525	525
12	1	PHOTOCOPY MACHINE		988	988
13	2	MICROFICHE READERS		221	221
14	1	DENSITOMETER		520	520
15	1	VOLTAGE REGULATOR		300	300
16	2	TYPEWRITER		792	792
17	1	ADDING MACHINE		220	220
18	2	MAP CASES		596	596
19	2	DESKS		280	280
<b>TOTAL FIXED ASSETS</b>		<b>\$ 1,519</b>	<b>\$ 7,269</b>	<b>\$ 8,937</b>	<b>\$ 8,937</b>
<b>EXPENDITURE TRANSFERS AND REIMBURSEMENTS</b>					
600 COSTS APPLIED		\$ 1,298CR	\$ 2,865CR	\$ 1,400CR	\$ 1,400CR
<b>TOTAL EXPENDITURE TRANSFERS AND REIMBURSEMENTS</b>		<b>\$ 1,298CR</b>	<b>\$ 2,865CR</b>	<b>\$ 1,400CR</b>	<b>\$ 1,400CR</b>
<b>TOTAL DEPARTMENT 4500</b>		<b>\$ 234,496</b>	<b>\$ 281,624</b>	<b>\$ 366,895</b>	<b>\$ 366,895</b>

COUNTY OF SAN DIEGO FINAL BUDGET  
 1972-1973  
 BUDGET UNIT EXPENDITURE DETAIL  
 SCHEDULE C  
 FUND - GENERAL-1001

FUNCTION - PUBLIC PROTECTION

ACTIVITY - OTHER PROTECTION

BUDGET UNIT - 4610 CCRGNER

SUB OBJECT ACCOUNT	EXPENDITURE CLASSIFICATION	EXPENDITURES		APPROPRIATIONS	
		ACTUAL EXPENDITURES 1970-1971	ACTUAL EXPENDITURES 1971-1972	EXPENDITURE ESTIMATES RECOMMENDED 1972-1973	ADOPTED BY THE BOARD OF SUPERVISORS 1972-1973
<b>SALARIES AND EMPLOYEE BENEFITS</b>					
101	SAL & WAGE PERM	\$ 343,672	\$ 390,783	\$ 425,400	\$ 425,400
102	SAL & WAGE NON PM	8,697	3,383	3,054	3,054
160	RETIREMENT CERS			37,032	37,032
165	RETIREMENT OASDI			19,141	19,141
170	EMP GROUP INS			6,936	6,936
175	EMP. COMP. INS.			1,380	1,380
190	SALARY SAVINGS			7,266CR	7,266CR
191	FRINGE BEN SAVING			8,561CR	8,561CR
<b>TOTAL SALARIES AND EMPLOYEE BENEFITS</b>		<b>\$ 352,369</b>	<b>\$ 394,166</b>	<b>\$ 477,116</b>	<b>\$ 477,116</b>
<b>SERVICES AND SUPPLIES</b>					
210	CLTH & PERS SUPP	\$ 211	\$ 100	\$	\$
215	COMMUNICATIONS	271	199	400	400
230	HOUSEHOLD EXPENSE	165	52	60	60
261	JURY EXP JURORS	67		160	160
285	MNT EQ OFFICE & O	766	357	1,050	1,050
295	MED DENTAL & LAB	22,514	20,041	32,000	32,000
300	MEMBERSHIPS	35	50	40	40
310	OFFICE EXPENSE	2,551	3,267	3,200	3,200
315	PROF & SPEC SERV	154,301	218,475	236,695	236,695
330	RENT LEASE EQUIP	1,337	1,169	1,750	1,750
340	SPEC DEPT EXPENSE	671	566	950	950
346	IN-CNTY & NCN-TRVEL	388	702	1,079	1,079
348	TRANS OTHER	31	32	65	65
<b>TOTAL SERVICES AND SUPPLIES</b>		<b>\$ 183,308</b>	<b>\$ 245,010</b>	<b>\$ 277,449</b>	<b>\$ 277,449</b>
<b>FIXED ASSETS</b>					
510	EQUIPMENT	\$ 16,759	\$ 2,488	\$ 9,997	\$ 9,997
<b>NO. QUAN. DESCRIPTION</b>					
1	LOT MINOR EQUIPMENT			\$ 505	\$ 505
2	1 SPECTROPHOTOMETER, FLUORESCENCE			7,910	7,910
3	1 DESK			160	160
4	3 TYPEWRITER			1,292	1,292
5	1 CAMERA W/KIT			130	130
<b>TOTAL FIXED ASSETS</b>		<b>\$ 16,759</b>	<b>\$ 2,488</b>	<b>\$ 9,997</b>	<b>\$ 9,997</b>
<b>TOTAL DEPARTMENT 4610</b>		<b>\$ 552,436</b>	<b>\$ 641,664</b>	<b>\$ 764,562</b>	<b>\$ 764,562</b>

COUNTY OF SAN DIEGO FINAL BUDGET  
 1972-1973  
 BUDGET UNIT EXPENDITURE DETAIL  
 SCHEDULE 6  
 FUND - GENERAL-1001

FUNCTION - PUBLIC PROTECTION

ACTIVITY - OTHER PROTECTION

BUDGET UNIT - 4620 PUBLIC ADMINISTRATOR

SUB OBJECT ACCOUNT	EXPENDITURE CLASSIFICATION	EXPENDITURES		APPROPRIATIONS	
		ACTUAL EXPENDITURES 1970-1971	ACTUAL EXPENDITURES 1971-1972	EXPENDITURE ESTIMATES RECOMMENDED 1972-1973	ADOPTED BY THE BOARD OF SUPERVISORS 1972-1973
<b>SALARIES AND EMPLOYEE BENEFITS</b>					
101	SAL & WAGE PERM	\$ 255,462	\$ 286,103	\$ 301,296	\$ 301,296
102	SAL & WAGE NON PM	817	1,716	1,980	1,980
160	RETIREMENT CERS			26,129	26,129
165	RETIREMENT QASDI			13,500	13,500
170	EMP GROUP INS			5,712	5,712
175	EMP. COMP. INS.			330	330
190	SALARY SAVINGS			5,142CR	5,142CR
191	FRINGE BEN SAVING			6,093CR	6,093CR
	<b>TOTAL SALARIES AND EMPLOYEE BENEFITS</b>	<b>\$ 256,279</b>	<b>\$ 287,819</b>	<b>\$ 337,712</b>	<b>\$ 337,712</b>
<b>SERVICES AND SUPPLIES</b>					
210	CLOTH & PERS SLPP	\$ 43	\$ 24	\$ 100	\$ 100
215	COMMUNICATIONS	437	251	500	500
245	INS PUB LIABILITY		867	900	900
285	MNT EQ OFFICE & O	486	671	650	650
300	MEMBERSHIPS	25	25	25	25
305	MISCL EXPENSE	139			
310	OFFICE EXPENSE	6,236	6,642	6,100	6,100
315	PROF & SPEC SERV	165	180	204	204
320	PUBL & LEGAL NOTE	537	691	700	700
330	RENT LEASE EQUIP	170	711	1,000	1,000
340	SPEC DEPT EXPENSE	1,643	397	200	200
346	IN-CNTY & NON-TRVEL	466	453	381	381
348	TRANS OTHER			30	30
	<b>TOTAL SERVICES AND SUPPLIES</b>	<b>\$ 10,347</b>	<b>\$ 10,952</b>	<b>\$ 10,790</b>	<b>\$ 10,790</b>
<b>FIXED ASSETS</b>					
510	EQUIPMENT	\$ 2,594	\$ 1,449	\$ 2,675	\$ 2,675
NO. QUAN. DESCRIPTION					
1	LOT MINOR EQUIPMENT			\$ 1,355	\$ 1,355
2	1 RECEIPT WRITER			240	240
3	2 TYPEWRITER, ELECTRIC			1,080	1,080
	<b>TOTAL FIXED ASSETS</b>	<b>\$ 2,594</b>	<b>\$ 1,449</b>	<b>\$ 2,675</b>	<b>\$ 2,675</b>
	<b>TOTAL DEPARTMENT 4620</b>	<b>\$ 269,220</b>	<b>\$ 300,220</b>	<b>\$ 351,177</b>	<b>\$ 351,177</b>

COUNTY OF SAN DIEGO FINAL BUDGET  
 1972-1973  
 BUDGET UNIT EXPENDITURE DETAIL  
 SCHEDULE 6  
 FUND - GENERAL-1001

FUNCTION - PUBLIC PROTECTION

ACTIVITY - OTHER PROTECTION

BUDGET UNIT - 4700 OFFICE OF EMERGENCY SERVICES

SUB OBJECT ACCOUNT	EXPENDITURE CLASSIFICATION	EXPENDITURES		APPROPRIATIONS	
		ACTUAL EXPENDITURES 1970-1971	ACTUAL EXPENDITURES 1971-1972	EXPENDITURE ESTIMATES RECOMMENDED 1972-1973	ADOPTED BY THE BOARD OF SUPERVISORS 1972-1973
SALARIES AND EMPLOYEE BENEFITS					
101	SAL & WAGE PERM	\$ 141,558	\$ 135,421	\$ 140,477	\$ 140,477
102	SAL & WAGE NON PM	1,817	346		
160	RETIREMENT CERS			12,255	12,255
165	RETIREMENT OASDI			6,288	6,288
17C	EMP GROUP INS			2,244	2,244
175	EMP. COMP. INS.			153	153
190	SALARY SAVINGS			2,100	2,100
191	FRINGE BEN SAVING			2,822	2,822
	TOTAL SALARIES AND EMPLOYEE BENEFITS	\$ 143,375	\$ 135,767	\$ 156,495	\$ 156,495
SERVICES AND SUPPLIES					
215	COMMUNICATIONS	\$ 7,440	\$ 6,547	\$ 7,082	\$ 7,082
225	FOOD	777	693	812	812
230	HOUSEHOLD EXPENSE	18			
280	MAINT EQUIP AUTO		3		
285	MNT EQ OFFICE & O	918	1,119	1,310	1,310
290	MNT STR IMP & GRN		309	4,500	4,500
295	MED DENTAL & LAB		185		
300	MEMBERSHIPS	110	50	110	110
310	OFFICE EXPENSE	7,932	4,065	8,500	8,500
315	PROF & SPEC SERV	844	519	350	350
325	RENT STR IMP GRND		16,860	14,960	14,960
330	RENT LEASE EQUIP	53	378	720	720
335	SMALL TCCLS & INS		41		
340	SPEC DEPT EXPENSE	2,984	1,895	2,000	2,000
346	IN-CNTY & NON-TRVEL	1,336	1,790	1,645	1,645
348	TRANS OTHER	57	20	50	50
350	UTILITIES		92		
	TOTAL SERVICES AND SUPPLIES	\$ 22,469	\$ 34,570	\$ 42,039	\$ 42,039
FIXED ASSETS					
510	EQUIPMENT	\$ 2,450	\$ 795	\$ 6,540	\$ 6,540
NO. QUAN. DESCRIPTION					
1	LOT MINOR EQUIPMENT			\$ 500	\$ 500
2	1 TYPEWRITER			590	590
3	1 OFFSET DUPLICATOR			2,000	2,000
4	1 OFFSET MASTER MAKER-COPIER			1,750	1,750
5	1 OFFSET MASTER CONVERTER			700	700
6	LOT SUPRPLUS PROPERTY			1,000	1,000
530	STRUCT & IMPVMTS	\$ 358	\$ 13,248	\$ 12,000	\$ 12,000
SCI STORAGE BUILDING -2-					
	TOTAL FIXED ASSETS	\$ 2,808	\$ 14,043	\$ 12,000	\$ 12,000
	TOTAL DEPARTMENT 4700	\$ 168,652	\$ 184,380	\$ 217,074	\$ 217,074



COUNTY OF SAN DIEGO FINAL BUDGET

1972-1973  
BUDGET UNIT EXPENDITURE DETAIL  
SCHEDULE 6  
FUND - FISH & GAME-1210

FUNCTION - PUBLIC PROTECTION

ACTIVITY - OTHER PROTECTION

BUDGET UNIT - 4800 FISH AND GAME COMMISSION

SUB OBJECT ACCOUNT	EXPENDITURE CLASSIFICATION	EXPENDITURES		APPROPRIATIONS	
		ACTUAL EXPENDITURES 1970-1971	ACTUAL EXPENDITURES 1971-1972	EXPENDITURE ESTIMATES RECOMMENDED 1972-1973	ACCEPTED BY THE BOARD OF SUPERVISORS 1972-1973
SERVICES AND SUPPLIES					
285 MNT EC OFFICE & C		\$		\$	\$
290 MNT STR IMP & GRN			401	500	500
340 SPEC DEPT EXPENSE					
346 IN-CNTY & NON-TRVL				158	158
<b>TOTAL SERVICES AND SUPPLIES</b>		\$	<b>401</b>	\$	<b>658</b>
OTHER CHARGES					
453 CONTR OTHER AGENC		\$	6,375	\$	\$
<b>TOTAL OTHER CHARGES</b>		\$	<b>6,375</b>	\$	<b>7,400</b>
FIXED ASSETS					
510 EQUIPMENT		\$		\$	\$
<b>TOTAL FIXED ASSETS</b>		\$		\$	<b>6,450</b>
NO. QUAN. DESCRIPTION					
1	LOT				
2	1			5,000	5,000
3	1			800	800
4	1			200	200
5	3			150	150
6	1			300	300
<b>TOTAL FIXED ASSETS</b>		\$		\$	<b>6,450</b>
<b>TOTAL DEPARTMENT 4800</b>		\$	<b>6,776</b>	\$	<b>14,508</b>

COUNTY OF SAN DIEGO FINAL BUDGET  
 1972-1973  
 BUDGET UNIT EXPENDITURE DETAIL  
 SCHEDULE 6  
 FUNC - GENERAL-1001

FUNCTION - PUBLIC PROTECTION

ACTIVITY - OTHER PROTECTION

BUDGET UNIT - 4900 PLANNING DEPARTMENT

SUB OBJECT ACCOUNT	EXPENDITURE CLASSIFICATION	EXPENDITURES		APPROPRIATIONS	
		ACTUAL EXPENDITURES 1970-1971	ACTUAL EXPENDITURES 1971-1972	EXPENDITURE ESTIMATES RECOMMENDED 1972-1973	ACCPTED BY THE BOARD OF SUPERVISORS 1972-1973
<b>SALARIES AND EMPLOYEE BENEFITS</b>					
101	SAL & WAGE PERM	\$ 1,398,605	\$ 1,757,031	\$ 1,905,838	\$ 1,905,838
102	SAL & WAGE NCN PM	100,968	291,677	912,111	912,111
160	RETIREMENT CERS			239,916	239,916
165	RETIREMENT OASDI			127,896	127,896
170	EMP GROUP INS			43,350	43,350
175	EMP. COMP. INS.			2,266	2,266
190	SALARY SAVINGS			1,034,580CR	1,034,580CR
191	FRINGE BEN SAVING			57,555CR	57,555CR
<b>TOTAL SALARIES AND EMPLOYEE BENEFITS</b>		<b>\$ 1,499,573</b>	<b>\$ 2,048,708</b>	<b>\$ 2,139,242</b>	<b>\$ 2,139,242</b>
<b>SERVICES AND SUPPLIES</b>					
285	MNT EQ OFFICE & O	\$ 1,769	\$ 2,161	\$ 2,000	\$ 2,000
300	MEMBERSHIPS	174	180	320	320
305	MISCL EXPENSE		162		
310	OFFICE EXPENSE	77,145	105,871	111,743	111,743
315	PROF & SPEC SERV	3,750	2,057	40,000	40,000
320	PUBL & LEGAL NOTE	2,733	3,129	3,800	3,800
330	RENT LEASE EQUIP	38,268	72,638	72,007	72,007
335	SMALL TCCLS & INS	47			
340	SPEC DEPT EXPENSE	178,196	684,806		
346	IN-CNTY & NON-TRVL	8,487	8,389		
347	TRANS EMP AUTO	2,467	6,309	10,115	10,115
348	TRANS OTHER	143			
<b>TOTAL SERVICES AND SUPPLIES</b>		<b>\$ 313,179</b>	<b>\$ 885,702</b>	<b>\$ 239,985</b>	<b>\$ 239,985</b>
<b>FIXED ASSETS</b>					
510	EQUIPMENT	\$ 29,528	\$ 32,003	\$ 34,536	\$ 34,536
<b>NO. QUAN. DESCRIPTION</b>					
1	LOT	MINOR EQUIPMENT		\$ 14,414	\$ 14,414
2	29	DESKS		4,245	4,245
3	3	TABLES, DRAFTING		570	570
4	5	TYPEWRITER, ELECTRIC		2,950	2,950
5	1	CREDENZA		150	150
6	1	TAPE RECORDER		375	375
7	1	MICROFILM READER		400	400
8	1	MICROFILM READER/PRINTER		1,600	1,600
9	1	PROJECTOR, SLIDE			
10	1	PROJECTOR, OVERHEAD		250	250
11	5	TABLE, LIGHT		2,240	2,240
12	2	CALCULATOR, ELECTRONIC		1,900	1,900
13	1	TYPEWRITER, MANUAL 15		242	242
14	1	ADDING MACHINE		300	300
15	1	PHOTOGRAPHIC COMPOSITOR		3,900	3,900
16	1	ENLARGER W/ACC.		750	750
17	1	RACKS, MAP		250	250
<b>TOTAL FIXED ASSETS</b>		<b>\$ 29,528</b>	<b>\$ 32,003</b>	<b>\$ 34,536</b>	<b>\$ 34,536</b>
<b>EXPENDITURE TRANSFERS AND REIMBURSEMENTS</b>					
600	COSTS APPLIED	\$	\$ 51,400CR	\$	\$
605	REIMBSD PROJCTS		198,280CR		
<b>TOTAL EXPENDITURE TRANSFERS AND REIMBURSEMENTS</b>		<b>\$</b>	<b>\$ 249,680CR</b>	<b>\$</b>	<b>\$</b>
<b>TOTAL DEPARTMENT 4900</b>		<b>\$ 1,842,280</b>	<b>\$ 2,716,733</b>	<b>\$ 2,413,763</b>	<b>\$ 2,413,763</b>

COUNTY OF SAN DIEGO FINAL BUDGET  
 1972-1973  
 BUDGET UNIT EXPENDITURE DETAIL  
 SCHEDULE 6  
 FUND - ROAD-1130

FUNCTION - ROADS

ACTIVITY - ROAD CONST & MAINT

BUDGET UNIT - 5050 DEPARTMENT OF THE COUNTY ENGINEER

		EXPENDITURES		EXPENDITURE	APPROPRIATIONS
SUB OBJECT ACCOUNT	EXPENDITURE CLASSIFICATION	ACTUAL EXPENDITURES 1970-1971	ACTUAL EXPENDITURES 1971-1972	ESTIMATES RECOMMENDED 1972-1973	ADOPTED BY THE BOARD OF SUPERVISORS 1972-1973
<b>SALARIES AND EMPLOYEE BENEFITS</b>					
101	SAL & WAGE PERM	\$ 4,840,844	\$ 5,209,273	\$ 5,920,180	\$ 5,920,180
102	SAL & WAGE NON PM	292,500	504,800	625,415	625,415
160	RETIREMENT CERS	435,880	466,455	517,313	517,313
165	RETIREMENT OASDI	168,971	197,066	264,237	264,237
170	EMP GROUP INS	66,889	79,093	94,656	94,656
175	EMP. COMP. INS.	28,388	21,304	23,165	23,165
191	FRINGE BEN SAVING			128,345CR	128,345CR
<b>TOTAL SALARIES AND EMPLOYEE BENEFITS</b>		<b>\$ 5,833,472</b>	<b>\$ 6,478,031</b>	<b>\$ 7,316,621</b>	<b>\$ 7,316,621</b>
<b>SERVICES AND SUPPLIES</b>					
245	INS PUB LIABILITY			\$ 49,000	\$ 49,000
285	MNT EQ OFFICE & O	12	165	14,560	14,560
290	MNT STR IMP & GRN		100		
295	MED DENTAL & LAB		52		
300	MEMBERSHIPS			975	975
310	OFFICE EXPENSE		393	45,800	45,800
315	PROF & SPEC SERV			285,750	285,750
317	PROF&SPEC SERV-ID		627,960	759,642	759,642
330	RENT LEASE EQUIP			49,000	49,000
340	SPEC DEPT EXPENSE	5,785,766	7,221,585	8,133,253	8,133,253
344	TRAVEL-B/S APPROVED			4,060	4,060
345	TRAVEL-CAO/AGCY APP			3,040	3,040
346	IN-CNTY & NON-TRVL			4,200	4,200
347	TRANS EMP AUTO			9,200	9,200
<b>TOTAL SERVICES AND SUPPLIES</b>		<b>\$ 5,785,778</b>	<b>\$ 7,850,255</b>	<b>\$ 9,358,480</b>	<b>\$ 9,358,480</b>
<b>OTHER CHARGES</b>					
453	CONTR OTHER AGENC	\$ 143,144	\$ 239,760	\$ 108,245	\$ 108,245
465	RIGHT OF WAYS	8,483	68,539		
466	RIGHT OF WAYS	1,128,410	868,657	1,363,900	1,363,900
467	TAXES & ASSMTS	8,037	4,900		
<b>TOTAL OTHER CHARGES</b>		<b>\$ 1,288,074</b>	<b>\$ 1,181,856</b>	<b>\$ 1,472,145</b>	<b>\$ 1,472,145</b>
<b>FIXED ASSETS</b>					
510	EQUIPMENT	\$ 33,663	\$ 46,751	\$ 61,570	\$ 61,570
<b>NO. QUAN. DESCRIPTION</b>					
1	LOT	MINOR EQUIPMENT		\$ 4,590	\$ 4,590
2	LOT	LABORATORY EQUIPMENT		5,000	5,000
3	LOT	FIELD RADIO EQUIPMENT		17,400	17,400
4	LOT	FIELD EQUIP. & FURNISHINGS		6,000	6,000
5	10	DESK, STEEL & WOOD		1,385	1,385
6	2	ADDING MACHINE		440	440
7	5	TYPEWRITER, ELECT.		2,800	2,800
8	1	PLAN FILE VERT. 24 X36 ADM		845	845
9	2	CALCULATOR, ELECT. W/TAPE		1,100	1,100
10	3	DESK/DRAWING BOARD COMBINATIONS		450	450
11	2	CALCULATOR, ELECT. W/O TAPE		610	610
12	2	PORTABLE CALCULATORS		840	840
13	1	SURVEY TRAVERSE TARGETS		600	600
14	1	NOISE MONITORING EQUIPMENT		11,460	11,460
15	1	AUXILIARY EQUIP. FOR TRIAXIAL SH		275	275
16	1	MICROFILM READER 24 X36		1,775	1,775
17	2	6,000-GAL. U/GROUND FUEL TANKS		6,000	6,000
520	LAND	\$ 1,365	\$ 120,971	\$ 100,000	\$ 100,000
530	STRUCT & IMPVMTS	\$ 15,585	\$ 56,602	\$ 373,540	\$ 373,540
<b>REIMBURSE TO BUD UNIT 1250/RD FND</b>					
S01	LOT	FENCE, FALLBRCK RD STA SITE		\$ 8,640	\$ 8,640
S02	LOT	BLCG #12, COUNTY ENGINEER STORER		5,300	5,300
S03	LOT	LAB-DUST ELIMINATION SYSTEM		800	800
S04	LOT	GRCG/PVG YD/LNDS&FNC NW ENCINIT		30,000	30,000

COUNTY OF SAN DIEGO FINAL BUDGET  
 1972-1973  
 BUDGET UNIT EXPENDITURE DETAIL  
 SCHEDULE 6  
 FUND - ROAD-1130

FUNCTION - ROADS

ACTIVITY - ROAD COAST & MAINT

BUDGET UNIT - 5050 DEPARTMENT OF THE COUNTY ENGINEER - CONTINUED

SUB OBJECT ACCOUNT	EXPENDITURE CLASSIFICATION	EXPENDITURES		APPROPRIATIONS	
		ACTUAL EXPENDITURES 1970-1971	ACTUAL EXPENDITURES 1971-1972	EXPENDITURE ESTIMATES RECOMMENDED 1972-1973	ACCEPTED BY THE BOARD OF SUPERVISORS 1972-1973
FIXED ASSETS - CONTINUED					
.S06 LOT DEVELOPMENT OF PIT SITES					
TOTAL FIXED ASSETS		\$ 50,613	\$ 224,324	\$ 47,000 535,110	\$ 47,000 535,110
EXPENDITURE TRANSFERS AND REIMBURSEMENTS					
600 COSTS APPLIED		\$ 2,382,512CR	\$ 2,842,219CR	\$ 3,582,426CR	\$ 3,582,426CR
605 REIMPSD PROJETS		252,622CR	678,854CR	405,830CR	405,830CR
TOTAL EXPENDITURE TRANSFERS AND REIMBURSEMENTS		\$ 2,635,134CR	\$ 3,521,073CR	\$ 3,992,256CR	\$ 3,992,256CR
TOTAL DEPARTMENT 5050		\$ 10,322,803	\$ 12,213,393	\$ 14,690,100	\$ 14,690,100

COUNTY OF SAN DIEGO FINAL BUDGET  
 1972-1973  
 BUDGET UNIT EXPENDITURE DETAIL  
 SCHEDULE 6  
 FUND - GENERAL-1001

FUNCTION - HEALTH & SANITATION

ACTIVITY - HEALTH

BUDGET UNIT - 5100 DEPARTMENT OF PUBLIC HEALTH, ADMINISTRATION

		EXPENDITURES		EXPENDITURE	APPROPRIATIONS
SUB OBJECT ACCOUNT	EXPENDITURE CLASSIFICATION	ACTUAL EXPENDITURES 1970-1971	ACTUAL EXPENDITURES 1971-1972	ESTIMATES RECOMMENDED 1972-1973	ACCEPTED BY THE BOARD OF SUPERVISORS 1972-1973
<b>SALARIES AND EMPLOYEE BENEFITS</b>					
101	SAL & WAGE PERM	\$ 2,738,232	\$ 3,111,469	\$ 3,725,318	\$ 3,725,318
102	SAL & WAGE NON PM	90,749	124,755	47,687	47,687
160	RETIREMENT CERS			323,683	323,683
165	RETIREMENT QASDI			166,082	166,082
170	EMP GROUP INS			64,022	64,022
175	EMP. COMP. INS.			6,643	6,643
190	SALARY SAVINGS			5,157CR	5,157CR
191	FRINGE BEN SAVING			75,311CR	75,311CR
<b>TOTAL SALARIES AND EMPLOYEE BENEFITS</b>		<b>\$ 2,828,981</b>	<b>\$ 3,236,224</b>	<b>\$ 4,252,907</b>	<b>\$ 4,252,907</b>
<b>SERVICES AND SUPPLIES</b>					
205	AGRICULTURAL	\$ 8,569	\$ 8,422	\$ 17,020	\$ 17,020
210	CLCTY & PERS SUPP	20	77	270	270
215	COMMUNICATIONS	289	433	750	750
230	HOUSEHOLD EXPENSE	6,888	7,697	12,050	12,050
280	MAINT EQUIP AUTO			50	50
285	MNT EQ OFFICE & O	4,822	6,362	4,924	4,924
295	MED DENTAL & LAB	104,474	119,981	265,365	265,365
300	MEMBERSHIPS	1,400	48	1,408	1,408
305	MISCL EXPENSE	9	112		
310	OFFICE EXPENSE	35,707	34,763	42,006	42,006
315	PROF & SPEC SERV	14,508	207,125	351,594	351,594
330	RENT LEASE EQUIP	10,928	12,416	13,152	13,152
335	SMALL TOOLS & INS	80	311	365	365
340	SPEC DEPT EXPENSE	10,808	4,700	4,150	4,150
346	IN-CNTY & NON-TRVEL	3,430	6,039	3,866	3,866
347	TRANS EMP AUTO	91,522	107,127	121,500	121,500
348	TRANS OTHER	764	647	551	551
<b>TOTAL SERVICES AND SUPPLIES</b>		<b>\$ 294,218</b>	<b>\$ 516,260</b>	<b>\$ 839,021</b>	<b>\$ 839,021</b>
<b>FIXED ASSETS</b>					
510	EQUIPMENT	\$ 5,297	\$ 13,492	\$ 23,794	\$ 23,794
<b>NO. QUAN. DESCRIPTION</b>					
1	LOT	MINOR EQUIPMENT		\$ 725	\$ 725
2	7	DESK		800	800
3	11	TYPEWRITER		4,328	4,328
4	1	TABLE, EXAMINING			
5	1	CABINET, CCUNTER TOP			
6	1	ADDING MACHINE		75	75
7	1	RECORDING THERMOMETER/MANUAL AUT		585	585
8	1	ROTATOR		126	126
9	1	DUOTAT POWER SUPPLY FOR ELECTROP		163	163
10	1	ANALYTICAL BALANCE		872	872
11	1	INSPISSATOR		840	840
12	1	CENTRIFUGE		1,150	1,150
13	1	16 MM MOVIE PROJECTOR		475	475
14	1	ELECTROPHORESIS UNIT		3,760	3,760
15	1	PIPETTE MACHINE WITH ACCESSORIES		3,190	3,190
16	1	BALANCE		695	695
17	1	PH METER		610	610
18	2	WATER BATHS		300	300
19	1	MICROSCOPE, DUAL VIEWING		1,500	1,500
20	1	INCUBATOR, CO2		1,600	1,600
21	2	INCUBATOR, DOUBLE DOOR		2,000	2,000
<b>TOTAL FIXED ASSETS</b>		<b>\$ 5,297</b>	<b>\$ 13,492</b>	<b>\$ 23,794</b>	<b>\$ 23,794</b>
<b>EXPENDITURE TRANSFERS AND REIMBURSEMENTS</b>					
600	COSTS APPLIED	\$ 249CR	\$ 18,593CR	\$ 600CR	\$ 600CR
605	REIMBSD PROJCTS		71,588CR		
<b>TOTAL EXPENDITURE TRANSFERS AND REIMBURSEMENTS</b>		<b>\$ 249CR</b>	<b>\$ 90,181CR</b>	<b>\$ 600CR</b>	<b>\$ 600CR</b>
<b>TOTAL DEPARTMENT 5100</b>		<b>\$ 3,128,247</b>	<b>\$ 3,675,795</b>	<b>\$ 5,115,122</b>	<b>\$ 5,115,122</b>

COUNTY OF SAN DIEGO FINAL BUDGET  
 1972-1973  
 BUDGET UNIT EXPENDITURE DETAIL  
 SCHEDULE 6  
 FUNC - GENERAL-1001

FUNCTION - HEALTH AND SANITATION

ACTIVITY - HEALTH

BUDGET UNIT - 5110 DEPARTMENT OF PUBLIC HEALTH - ALCOHOLISM DETOXIFICATION

SUB OBJECT ACCOUNT	EXPENDITURE CLASSIFICATION	EXPENDITURES		APPROPRIATIONS	
		ACTUAL EXPENDITURES 1970-1971	ACTUAL EXPENDITURES 1971-1972	EXPENDITURE ESTIMATES RECOMMENDED 1972-1973	ACCFTEC BY THE BOARD OF SUPERVISORS 1972-1973
<b>SALARIES AND EMPLOYEE BENEFITS</b>					
101 SAL & WAGE PERM		\$	\$ 106,344	\$ 298,316	\$ 298,316
102 SAL & WAGE NON PM			8,358		
160 RETIREMENT CERS				25,812	25,812
165 RETIREMENT OASDI				13,244	13,244
170 EMP GROUP INS				6,732	6,732
175 EMP. COMP. INS.				530	530
190 SALARY SAVINGS				41,651CR	41,691CR
191 FRINGE BEN SAVING				5,943CR	5,943CR
<b>TOTAL SALARIES AND EMPLOYEE BENEFITS</b>		\$	\$ 114,702	\$ 297,000	\$ 297,000
<b>SERVICES AND SUPPLIES</b>					
210 CLOTH & PERS SUPP		\$	\$ 1,392	\$ 1,350	\$ 1,350
225 FOOD			10,374	51,100	51,100
230 HOUSEHOLD EXPENSE			5,266	11,700	11,700
285 MNT EQ OFFICE & C			24	500	500
290 MNT STR IMP & GRN			1,039	4,200	4,200
295 MED CENTAL & LAB			6,991	16,000	16,000
305 MISCL EXPENSE			189		
310 OFFICE EXPENSE			1,272	5,000	5,000
335 SMALL TOOLS & INS			4	100	100
340 SPEC DEPT EXPENSE			260		
347 TRANS EMP AUTO			567	1,000	1,000
<b>TOTAL SERVICES AND SUPPLIES</b>		\$	\$ 27,378	\$ 90,950	\$ 90,950
<b>FIXED ASSETS</b>					
510 EQUIPMENT		\$	\$ 43,897	\$	\$
<b>TOTAL FIXED ASSETS</b>		\$	\$ 43,897	\$	\$
<b>TOTAL DEPARTMENT 5110</b>		\$	\$ 185,977	\$ 387,950	\$ 387,950

COUNTY OF SAN DIEGO FINAL BUDGET  
 1972-1973  
 BUDGET UNIT EXPENDITURE DETAIL  
 SCHEDULE 6  
 FUNC - GENERAL-1001

FUNCTION - HEALTH AND SANITATION

ACTIVITY - HEALTH

BUDGET UNIT - 5130 DEPT. PUBLIC HEALTH-ALCOHOLISM DETOXIFICATION-WOMENS FACILITY

EXPENDITURES

SUB OBJECT ACCOUNT	EXPENDITURE CLASSIFICATION	ACTUAL EXPENDITURES 1970-1971	ACTUAL EXPENDITURES 1971-1972	APPROPRIATIONS	
				EXPENDITURE ESTIMATES RECOMMENDED 1972-1973	ADOPTED BY THE BOARD OF SUPERVISORS 1972-1973
<b>SALARIES AND EMPLOYEE BENEFITS</b>					
101	SAL & WAGE PERM	\$	\$	\$ 150,159	\$ 150,159
160	RETIREMENT CERS			12,983	12,983
165	RETIREMENT OASDI			6,662	6,662
170	EMP GROUP INS			3,672	3,672
175	EMP. COMP. INS.			266	266
190	SALARY SAVINGS			2,757CR	2,757CR
191	FRINCE BEN SAVING			3,151CR	3,151CR
	<b>TOTAL SALARIES AND EMPLOYEE BENEFITS</b>	\$	\$	\$ 167,834	\$ 167,834
<b>SERVICES AND SUPPLIES</b>					
215	COMMUNICATIONS	\$	\$	\$ 500	\$ 500
225	FOOD			12,800	12,800
230	HOUSEHOLD EXPENSE			2,500	2,500
285	MNT EQ OFFICE & C			150	150
290	MNT STR IMP & GRN			40,000	40,000
295	MED DENTAL & LAB			4,000	4,000
310	OFFICE EXPENSE			1,500	1,500
315	PROF & SPEC SERV			4,000	4,000
325	RENT STR IMP GRND			7,200	7,200
335	SMALL TOOLS & INS			200	200
347	TRANS EMP AUTO			1,000	1,000
350	UTILITIES			1,200	1,200
	<b>TOTAL SERVICES AND SUPPLIES</b>	\$	\$	\$ 75,050	\$ 75,050
<b>FIXED ASSETS</b>					
510	EQUIPMENT	\$	\$	\$ 10,659	\$ 10,659
<b>NO. QUAN. DESCRIPTION</b>					
1	LOT				
2	MINOR EQUIPMENT			\$ 3,710	\$ 3,710
2	2 TYPEWRITER			484	484
3	5 DESK			740	740
4	1 TELEVISION			350	350
5	25 BEDS, PATIENT			3,750	3,750
6	2 DAVENPORT			600	600
7	1 REFRIGERATOR			1,025	1,025
	<b>TOTAL FIXED ASSETS</b>	\$	\$	\$ 10,659	\$ 10,659
	<b>TOTAL DEPARTMENT 5130</b>	\$	\$	\$ 253,543	\$ 253,543

COUNTY OF SAN DIEGO FINAL BUDGET  
 1972-1973  
 BUDGET UNIT EXPENDITURE DETAIL  
 SCHEDULE 6  
 FUND - GENERAL-1001

FUNCTION - HEALTH AND SANITATION

ACTIVITY - HEALTH

BUDGET UNIT - 5150 DEPARTMENT OF PUBLIC HEALTH, AIR POLLUTION CONTROL

SUB OBJECT ACCOUNT	EXPENDITURE CLASSIFICATION	EXPENDITURES		APPROPRIATIONS	
		ACTUAL EXPENDITURES 1970-1971	ACTUAL EXPENDITURES 1971-1972	EXPENDITURE ESTIMATES RECOMMENDED 1972-1973	ACCEPTED BY THE BOARD OF SUPERVISORS 1972-1973
<b>SALARIES AND EMPLOYEE BENEFITS</b>					
101	SAL & WAGE PERM	\$ 171,156	\$ 238,843	\$ 525,750	\$ 525,750
102	SAL & WAGE NON PM		15,027	4,638	4,638
160	RETIREMENT CERS			46,058	46,058
165	RETIREMENT OASDI			23,632	23,632
170	EMP GROUPL INS			8,772	8,772
175	EMP. COMP. INS.			945	945
190	SALARY SAVINGS			61,187CR	61,187CR
191	FRINGE BEN SAVING			10,608CR	10,608CR
<b>TOTAL SALARIES AND EMPLOYEE BENEFITS</b>		<b>\$ 171,156</b>	<b>\$ 253,870</b>	<b>\$ 538,000</b>	<b>\$ 538,000</b>
<b>SERVICES AND SUPPLIES</b>					
210	CLOTH & PERS SUPP	\$	\$ 41	\$ 400	\$ 400
215	COMMUNICATIONS		28	600	600
285	MNT EQ OFFICE & O	1,878	2,652	3,000	3,000
295	MED DENTAL & LAB	1,786	5,530	5,000	5,000
300	MEMBERSHIPS	75	75	75	75
310	OFFICE EXPENSE	1,204	1,207	3,000	3,000
335	SMALL TOOLS & INS	153	204	1,000	1,000
340	SPEC DEPT EXPENSE	5,040	20	5,500	5,500
347	TRANS EMP AUTO	4,842	5,346	9,000	9,000
348	TRANS OTHER	23	24		
<b>TOTAL SERVICES AND SUPPLIES</b>		<b>\$ 15,029</b>	<b>\$ 15,112</b>	<b>\$ 27,575</b>	<b>\$ 27,575</b>
<b>FIXED ASSETS</b>					
510	EQUIPMENT	\$ 1,428	\$ 18,976	\$ 13,950	\$ 13,950
<b>NO. QUAN. DESCRIPTION</b>					
1	LOT			\$ 1,045	\$ 1,045
2	1	MINOR EQUIPMENT		5,200	5,200
3	1	OZONE ANALYZER		565	565
4	2	SOUND LEVEL METER		500	500
5	LOT	DICTATING/TRANSCRIBING SYSTEM		3,250	3,250
6	9	EQUIPMENT, AIR QUALITY SURVEILLA		1,280	1,280
7	1	DESKS, EXECUTIVE		560	560
8	1	TYPEWRITER, ELECTRIC		1,000	1,000
9	1	SINGLE PAN ANALYTICAL BALANCE		550	550
	1	SEMI AUTOMATIC SPOT EVALUATOR-AI			
<b>TOTAL FIXED ASSETS</b>		<b>\$ 1,428</b>	<b>\$ 18,976</b>	<b>\$ 13,950</b>	<b>\$ 13,950</b>
<b>EXPENDITURE TRANSFERS AND REIMBURSEMENTS</b>					
605	REIMBSD PROJECTS	\$	\$ 4,018CR	\$	\$
<b>TOTAL EXPENDITURE TRANSFERS AND REIMBURSEMENTS</b>		<b>\$</b>	<b>\$ 4,018CR</b>	<b>\$</b>	<b>\$</b>
<b>TOTAL DEPARTMENT 5150</b>		<b>\$ 187,613</b>	<b>\$ 283,940</b>	<b>\$ 579,525</b>	<b>\$ 579,525</b>



COUNTY OF SAN DIEGO FINAL BUDGET  
 1972-1973  
 BUDGET UNIT EXPENDITURE DETAIL  
 SCHEDULE 6  
 FUND - GENERAL-1001

FUNCTION - HEALTH & SANITATION

ACTIVITY - HEALTH

BUDGET UNIT - 5160 DEPARTMENT OF PUBLIC HEALTH, ALCOHOLISM CLINIC

SUB OBJECT ACCOUNT	EXPENDITURE CLASSIFICATION	EXPENDITURES		APPROPRIATIONS	
		ACTUAL EXPENDITURES 1970-1971	ACTUAL EXPENDITURES 1971-1972	EXPENDITURE ESTIMATES RECOMMENDED 1972-1973	ADOPTED BY THE BOARD OF SUPERVISORS 1972-1973
<b>SALARIES AND EMPLOYEE BENEFITS</b>					
101 SAL & WAGE PERM		\$ 173,593	\$ 178,556	\$ 299,737	\$ 299,737
102 SAL & WAGE NON PM		10,505	10,576		
160 RETIREMENT CERS				25,812	25,812
165 RETIREMENT OASDI				13,244	13,244
170 EMP GROUP INS				4,148	4,148
175 EMP. COMP. INS.				530	530
190 SALARY SAVINGS				52,528CR	52,528CR
191 FRINGE BEN SAVING				5,943CR	5,943CR
<b>TOTAL SALARIES AND EMPLOYEE BENEFITS</b>		<b>\$ 184,098</b>	<b>\$ 189,132</b>	<b>\$ 285,000</b>	<b>\$ 285,000</b>
<b>SERVICES AND SUPPLIES</b>					
230 HOUSEHOLD EXPENSE		\$ 52	\$ 48	\$ 200	\$ 200
285 MNT EQ OFFICE & O		76	272	200	200
295 MED DENTAL & LAB		5,125	5,642	6,000	6,000
310 OFFICE EXPENSE		634	775	2,000	2,000
315 PROF & SPEC SERV			16,952		
325 RENT STR IMP GRND			26,556		
340 SPEC DEPT EXPENSE		16,647	224	17,000	17,000
347 TRANS EMP AUTO		543	749	600	600
348 TRANS OTHER			2		
<b>TOTAL SERVICES AND SUPPLIES</b>		<b>\$ 23,077</b>	<b>\$ 51,120</b>	<b>\$ 26,000</b>	<b>\$ 26,000</b>
<b>FIXED ASSETS</b>					
510 EQUIPMENT		\$	\$ 439	\$ 3,042	\$ 3,042
<b>NO. QUAN. DESCRIPTION</b>					
1	LOT	MINOR EQUIPMENT		\$ 1,512	\$ 1,512
2	2	DICTATING UNITS		600	600
3	2	COUCHES		230	230
4	5	DESK		700	700
<b>TOTAL FIXED ASSETS</b>		<b>\$</b>	<b>\$ 439</b>	<b>\$ 3,042</b>	<b>\$ 3,042</b>
<b>TOTAL DEPARTMENT 5160</b>		<b>\$ 207,175</b>	<b>\$ 240,691</b>	<b>\$ 314,042</b>	<b>\$ 314,042</b>

COUNTY OF SAN DIEGO FINAL BUDGET  
 1972-1973  
 BUDGET UNIT EXPENDITURE DETAIL  
 SCHEDULE 6  
 FUND - GENERAL-1001

FUNCTION - PUBLIC ASSISTANCE

ACTIVITY - CRIPPLED CHILDREN SERV

BUDGET UNIT - 5170 DEPARTMENT OF PUBLIC HEALTH, CRIPPLED CHILDREN SERVICES

SUB OBJECT ACCOUNT	EXPENDITURE CLASSIFICATION	EXPENDITURES		APPROPRIATIONS	
		ACTUAL EXPENDITURES 1970-1971	ACTUAL EXPENDITURES 1971-1972	EXPENDITURE ESTIMATES RECOMMENDED 1972-1973	ACCEPTED BY THE BOARD OF SUPERVISORS 1972-1973
SALARIES AND EMPLOYEE BENEFITS					
101 SAL & WAGE PERM		\$ 310,034	\$ 328,772	\$ 395,932	\$ 395,932
102 SAL & WAGE NON PM		11,443	5,327		
160 RETIREMENT CERS				34,489	34,489
165 RETIREMENT OASDI				17,696	17,696
17C EMP GROUP INS				7,140	7,140
175 EMP. COMP. INS.				708	708
190 SALARY SAVINGS				5,648CR	5,648CR
191 FRINGE BEN SAVING				8,352CR	8,352CR
<b>TOTAL SALARIES AND EMPLOYEE BENEFITS</b>		<b>\$ 321,477</b>	<b>\$ 334,099</b>	<b>\$ 441,965</b>	<b>\$ 441,965</b>
SERVICES AND SUPPLIES					
285 MNT EQ OFFICE & C		\$ 160	\$ 156	\$ 300	\$ 300
310 OFFICE EXPENSE		2,561	1,952	2,850	2,850
347 TRANS EMP AUTO		2,643	2,853	3,000	3,000
<b>TOTAL SERVICES AND SUPPLIES</b>		<b>\$ 5,364</b>	<b>\$ 4,961</b>	<b>\$ 6,150</b>	<b>\$ 6,150</b>
OTHER CHARGES					
440 SUPPCRT & CARE		\$ 921,451	\$ 906,175	\$ 1,084,000	\$ 1,084,000
<b>TOTAL OTHER CHARGES</b>		<b>\$ 921,451</b>	<b>\$ 906,175</b>	<b>\$ 1,084,000</b>	<b>\$ 1,084,000</b>
<b>TOTAL DEPARTMENT 5170</b>		<b>\$ 1,248,292</b>	<b>\$ 1,245,235</b>	<b>\$ 1,532,115</b>	<b>\$ 1,532,115</b>

COUNTY OF SAN DIEGO FINAL BUDGET  
 BUDGET UNIT EXPENDITURE DETAIL  
 SCHEDULE 6  
 FUND - GENERAL-1001

FUNCTION - PUBLIC ASSISTANCE

ACTIVITY - MEDICAL CONSULTATION

BUDGET UNIT - 5180 DEPARTMENT OF PUBLIC HEALTH, MEDICAL CONSULTATIVE SERVICES

SUB OBJECT ACCOUNT	EXPENDITURE CLASSIFICATION	EXPENDITURES		EXPENDITURE ESTIMATES RECOMMENDED 1972-1973	APPROPRIATIONS ADOPTED BY THE BOARD OF SUPERVISORS 1972-1973
		ACTUAL EXPENDITURES 1970-1971	ACTUAL EXPENDITURES 1971-1972		
SALARIES AND EMPLOYEE BENEFITS					
101 SAL & WAGE PERM		\$ 60,677	\$	\$	\$
102 SAL & WAGE NON PM		1,162			
TOTAL SALARIES AND EMPLOYEE BENEFITS		\$ 61,839	\$	\$	\$
SERVICES AND SUPPLIES					
285 MNT EQ OFFICE & O		\$ 11	\$	\$	\$
310 OFFICE EXPENSE		760			
347 TRANS EMP AUTO		89			
TOTAL SERVICES AND SUPPLIES		\$ 860	\$	\$	\$
FIXED ASSETS					
510 EQUIPMENT		\$ 695	\$	\$	\$
TOTAL FIXED ASSETS		\$ 695	\$	\$	\$
TOTAL DEPARTMENT 5180		\$ 63,394	\$	\$	\$

COUNTY OF SAN DIEGO FINAL BUDGET  
 1972-1973  
 BUDGET UNIT EXPENDITURE DETAIL  
 SCHEDULE 6  
 FUNC - GENERAL-1001

FUNCTION - HEALTH & SANITATION

ACTIVITY - HEALTH

BUDGET UNIT - 5190 DEPARTMENT OF PUBLIC HEALTH MODEL CITIES - COMP HEALTH CARE

SUB OBJECT ACCOUNT	EXPENDITURE CLASSIFICATION	EXPENDITURES		APPROPRIATIONS	
		ACTUAL EXPENDITURES 1970-1971	ACTUAL EXPENDITURES 1971-1972	EXPENCITURE ESTIMATES RECOMMENDED 1972-1973	ACPTED BY THE BOARD OF SUPERVISGRS 1972-1973
<b>SALARIES AND EMPLOYEE BENEFITS</b>					
101	SAL & WAGE PERM	\$	\$ 21,832	\$ 42,752	\$ 42,752
102	SAL & WAGE NON PM		1,525	296	296
160	RETIREMENT CERS			3,730	3,730
165	RETIREMENT OASDI			1,914	1,914
170	EMP GROUP INS			816	816
175	EMP. COMP. INS.			77	77
190	SALARY SAVINGS			615CR	615CR
191	FRINGE BEN SAVING			910CR	910CR
<b>TOTAL SALARIES AND EMPLOYEE BENEFITS</b>		\$	\$ 23,361	\$ 48,060	\$ 48,060
<b>SERVICES AND SUPPLIES</b>					
285	MNT EQ OFFICE & O	\$	\$	\$ 200	\$ 200
295	MED DENTAL & LAB		3,760	5,340	5,340
310	OFFICE EXPENSE		285	1,797	1,797
315	PROF & SPEC SERV		15,864	522,500	522,500
317	PROF&SPEC SERV-ID			10,500	10,500
325	RENT STR IMP GRNC			1,200	1,200
335	SMALL TOOLS & INS		2		
346	IN-CNTY & NON-TRVEL			1,117	1,117
347	TRANS EMP AUTO		397	720	720
<b>TOTAL SERVICES AND SUPPLIES</b>		\$	\$ 20,308	\$ 543,374	\$ 543,374
<b>FIXED ASSETS</b>					
510	EQUIPMENT	\$	\$ 2,632	\$	\$
<b>TOTAL FIXED ASSETS</b>		\$	\$ 2,632	\$	\$
<b>TOTAL DEPARTMENT 5190</b>		\$	\$ 46,301	\$ 591,434	\$ 591,434

COUNTY OF SAN DIEGO FINAL BUDGET  
 1972-1973  
 BUDGET UNIT EXPENDITURE DETAIL  
 SCHEDULE 6  
 FUND - GENERAL-1001

FUNCTION - HEALTH & SANITATION

ACTIVITY - HEALTH

BUDGET UNIT - 5200 DEPARTMENT OF MEDICAL INSTITUTIONS, COMMUNITY MENTAL HEALTH

SUB OBJECT ACCTUNT	EXPENDITURE CLASSIFICATION	EXPENDITURES		APPROPRIATIONS	
		ACTUAL EXPENDITURES 1970-1971	ACTUAL EXPENDITURES 1971-1972	EXPENDITURE ESTIMATES RECOMMENDED 1972-1973	ADOPTED BY THE BOARD OF SUPERVISORS 1972-1973
<b>SALARIES AND EMPLOYEE BENEFITS</b>					
101 SAL & WAGE PERM		\$ 3,246,912	\$ 3,849,498	\$ 5,608,548	\$ 5,608,548
102 SAL & WAGE NON PM		25,845	77,942	55,436	55,436
160 RETIREMENT CERS				484,327	484,327
165 RETIREMENT QASDI				208,917	208,917
170 EMP GROUP INS				85,765	85,765
175 EMP. COMP. INS.				10,050	10,050
190 SALARY SAVINGS				339,294CR	339,294CR
191 FRINGE BEN SAVING				112,749CR	112,749CR
<b>TOTAL SALARIES AND EMPLOYEE BENEFITS</b>		<b>\$ 3,272,757</b>	<b>\$ 3,927,440</b>	<b>\$ 6,001,000</b>	<b>\$ 6,001,000</b>
<b>SERVICES AND SUPPLIES</b>					
210 CLOTH & PERS SUPP		\$ 4,248	\$ 6,158	\$ 5,700	\$ 5,700
230 HOUSEHOLD EXPENSE		641	2,076	32,544	32,544
285 MNT EQ OFFICE & D		246	278	1,850	1,850
290 MNT STR IMP & GRN			490		
295 MED DENTAL & LAB		674	6,568	2,600	2,600
300 MEMBERSHIPS		104	120	143	143
310 OFFICE EXPENSE		4,233	5,337	9,180	9,180
315 PROF & SPEC SERV		1,550,892	1,717,549	2,575,889	2,575,889
325 RENT STR IMP GRND		12,960	12,960	11,400	11,400
330 RENT LEASE EQUIP		2,347	9,762	15,390	15,390
340 SPEC DEPT EXPENSE		7,101	8,725	21,510	21,510
344 TRAVEL-B/S APPROVED					1,031
345 TRAVEL-CAO/AGCY APP					2,002
346 IN-CNTY & NON-TRVEL		1,374	1,426	3,033	
347 TRANS EMP AUTO		7,691	11,687	12,500	12,500
350 UTILITIES		466	35		
<b>TOTAL SERVICES AND SUPPLIES</b>		<b>\$ 1,592,977</b>	<b>\$ 1,783,171</b>	<b>\$ 2,691,739</b>	<b>\$ 2,691,739</b>
<b>OTHER CHARGES</b>					
440 SUPPORT & CARE		\$ 2,663,422	\$ 40,364CR	\$ 272,750	\$ 272,750
<b>TOTAL OTHER CHARGES</b>		<b>\$ 2,663,422</b>	<b>\$ 40,364CR</b>	<b>\$ 272,750</b>	<b>\$ 272,750</b>
<b>FIXED ASSETS</b>					
510 EQUIPMENT		\$ 18,705	\$ 12,583	\$ 71,934	\$ 71,934
<b>NO. QUAN. DESCRIPTION</b>					
1	LOT	MINOR EQUIPMENT		\$ 3,146	\$ 3,146
2	2	REFRIGERATOR, 4.5 CU. FT.		270	270
3	1	REFRIGERATOR, FROSTLESS 16 CU. F		331	331
4	2	DESK, TYPEWRITER		380	380
5	1	INSTRUMENT STERILIZER W/TRAY		232	232
6	5	DESKS, DOUBLE PEDESTAL		950	950
7	2	TYPEWRITER, ELECTRIC		1,120	1,120
8	1	TYPEWRITER, MANUAL		242	242
9	1	MANNEQUIN FOR RESUSCITATION PRAC		263	263
10	LOT	NEW ADOLESCENT & GROUP HOME SERV		65,000	65,000
<b>TOTAL FIXED ASSETS</b>		<b>\$ 18,705</b>	<b>\$ 12,583</b>	<b>\$ 71,934</b>	<b>\$ 71,934</b>
<b>EXPENDITURE TRANSFERS AND REIMBURSEMENTS</b>					
600 COSTS APPLIED		\$	\$ 2,992CR	\$	\$
605 REIMBSD PROJECTS		\$	\$ 45,597CR	\$	\$
<b>TOTAL EXPENDITURE TRANSFERS AND REIMBURSEMENTS</b>		<b>\$</b>	<b>\$ 48,589CR</b>	<b>\$</b>	<b>\$</b>
<b>TOTAL DEPARTMENT 5200</b>		<b>\$ 7,547,861</b>	<b>\$ 5,634,241</b>	<b>\$ 9,037,423</b>	<b>\$ 9,037,423</b>

COUNTY OF SAN DIEGO FINAL BUDGET  
 1972-1973  
 BUDGET UNIT EXPENDITURE DETAIL  
 SCHEDULE 6  
 FUND - GENERAL-1001

FUNCTION - HEALTH & SANITATION

ACTIVITY - SANITATION

BUDGET UNIT - 5480 DEPARTMENT OF SANITATION & FLCCD CONTROL

SUB OBJECT ACCOUNT	EXPENDITURE CLASSIFICATION	EXPENDITURES		APPROPRIATIONS	
		ACTUAL EXPENDITURES 1970-1971	ACTUAL EXPENDITURES 1971-1972	EXPENDITURE ESTIMATES RECOMMENDED 1972-1973	ADOPTED BY THE BOARD OF SUPERVISORS 1972-1973
<b>SALARIES AND EMPLOYEE BENEFITS</b>					
101	SAL & WAGE PERM	\$ 1,559,932	\$ 1,607,567	\$ 2,267,555	\$ 2,267,555
102	SAL & WAGE NON PM	67,798	181,325	173,700	173,700
160	RETIREMENT CERS	136,274	160,752	197,903	197,903
165	RETIREMENT MASDI	56,106	71,565	59,107	59,107
170	EMP GROUP INS	21,895	28,082	36,924	36,924
175	EMP. COMP. INS.	8,969	7,427	8,707	8,707
190	SALARY SAVINGS			17,587CR	17,587CR
191	FRINGE BEN SAVING			49,218CR	49,218CR
<b>TOTAL SALARIES AND EMPLOYEE BENEFITS</b>		<b>\$ 1,850,974</b>	<b>\$ 2,257,118</b>	<b>\$ 2,717,091</b>	<b>\$ 2,717,091</b>
<b>SERVICES AND SUPPLIES</b>					
210	CLOTH & PERS SUPP	\$ 3,171	\$ 3,685	\$ 4,850	\$ 4,850
215	COMMUNICATIONS	6,825	10,477	13,400	13,400
230	HOUSEHOLD EXPENSE	584	673	1,100	1,100
280	MAINT EQUIP AUTO	23,186	2,324		
285	MNT EC OFFICE & C	732	2,282	2,560	2,560
290	MNT STR IMP & GRN	113,088	221,571	146,450	146,450
291	MNT STR IMP & GRN		120		
295	MED DENTAL & LAB	1,813	3,823	4,200	4,200
300	MEMBERSHIPS	570	653	210	210
305	MISCL EXPENSE	341	161	1,970	1,970
310	OFFICE EXPENSE	14,646	15,082	23,540	23,540
315	PROF & SPEC SERV	376,260	49,751	824,050	824,050
317	PROF & SPEC SERV-ID		380,680	558,900	558,900
318	PROJ. REIMBURSE.		162		
320	PUBL & LEGAL NCTE	25			
330	RENT LEASE EQUIP	614,786	670,122	796,550	796,550
335	SMALL TOOLS & INS	4,369	4,100	7,175	7,175
340	SPEC DEPT EXPENSE	3,501	6,677	6,500	6,500
344	IN-CNTY & NON-TRVEL	2,804	3,170	3,516	3,516
347	TRANS EMP AUTO	13,453	15,514	24,630	24,630
348	TRANS OTHER	880	3,354	3,616	3,616
350	UTILITIES	49,406	8,880	8,150	8,150
<b>TOTAL SERVICES AND SUPPLIES</b>		<b>\$ 1,230,440</b>	<b>\$ 1,400,270</b>	<b>\$ 2,831,767</b>	<b>\$ 2,831,767</b>
<b>OTHER CHARGES</b>					
453	CONTR OTHER AGENC	\$	\$	\$ 225,000	\$ 225,000
466	RIGHT OF WAYS	596,284	779,462	102,500	102,500
<b>TOTAL OTHER CHARGES</b>		<b>\$ 596,284</b>	<b>\$ 779,462</b>	<b>\$ 327,500</b>	<b>\$ 327,500</b>
<b>FIXED ASSETS</b>					
510	EQUIPMENT	\$ 11,511	\$ 40,545	\$ 43,520	\$ 43,520
<b>NO. QUAN. DESCRIPTION</b>					
1	LOT MINOR EQUIPMENT			\$ 3,740	\$ 3,740
2	2 TYPEWRITER, ELECTRIC			1,195	1,195
3	22 WORK STATIONS			15,100	15,100
4	2 TRANSCRIBER, DICTATION			490	490
5	1 CALCULATOR			850	850
6	2 DRAFTING STATIONS			2,500	2,500
7	1 MICROFILM			2,300	2,300
8	1 SECURITY FILE			445	445
9	1 ENGINEERING COPIER			1,600	1,600
10	1 PORTABLE ACETYLENE WELDING SET			400	400
11	5 RECORDING RAIN GAUGES			6,500	6,500
12	2 RECORDING STREAM GAUGES			1,800	1,800
13	1 TELEMETERED RAIN GAUGE			2,000	2,000
14	1 TELEMETERED STREAMFLOW GAUGES			1,600	1,600
15	1 MOVABLE OFFICE TRAILER			3,000	3,000
<b>TOTAL FIXED ASSETS</b>		<b>\$ 11,511</b>	<b>\$ 40,545</b>	<b>\$ 43,520</b>	<b>\$ 43,520</b>
<b>EXPENDITURE TRANSFERS AND REIMBURSEMENTS</b>					
600	COSTS APPLIED	\$ 86,402CR	\$ 1,980,497	\$ 108,975CR	\$ 108,975CR
605	REIMBSD PROJECTS	596,284CR	666,855CR	225,000CR	225,000CR
<b>TOTAL EXPENDITURE TRANSFERS AND REIMBURSEMENTS</b>		<b>\$ 682,686CR</b>	<b>\$ 1,113,642</b>	<b>\$ 333,975CR</b>	<b>\$ 333,975CR</b>
<b>TOTAL DEPARTMENT 5480</b>		<b>\$ 3,006,523</b>	<b>\$ 5,591,037</b>	<b>\$ 5,585,903</b>	<b>\$ 5,585,903</b>

COUNTY OF SAN DIEGO FINAL BUDGET  
 1972-1973  
 BUDGET UNIT EXPENDITURE DETAIL  
 SCHEDULE 6  
 FUND - GENERAL-1001

FUNCTION - PUBLIC ASSISTANCE

ACTIVITY - ADMINISTRATION

BUDGET UNIT - 5500 DEPARTMENT OF PUBLIC WELFARE, ADMINISTRATION

SUB OBJECT ACCOUNT	EXPENDITURE CLASSIFICATION	EXPENDITURES		APPROPRIATIONS	
		ACTUAL EXPENDITURES 1970-1971	ACTUAL EXPENDITURES 1971-1972	EXPENDITURE ESTIMATES RECOMMENDED 1972-1973	ACCPTED BY THE BOARD OF SUPERVISORS 1972-1973
<b>SALARIES AND EMPLOYEE BENEFITS</b>					
101 SAL & WAGE PERM		\$ 14,956,283	\$ 16,766,232	\$ 21,421,429	\$ 21,421,429
102 SAL & WAGE NON PM		63,386	131,089		
160 RETIREMENT CERS				1,867,337	1,867,337
165 RETIREMENT DASDI				958,131	958,131
170 EMP GROUP INS				432,242	432,242
175 EMP. COMP. INS.				30,579	30,579
190 SALARY SAVINGS				311,741CR	311,741CR
191 FR INGE BEN SAVING				409,636CR	409,636CR
<b>TOTAL SALARIES AND EMPLOYEE BENEFITS</b>		<b>\$ 15,019,669</b>	<b>\$ 16,897,321</b>	<b>\$ 23,988,341</b>	<b>\$ 23,988,341</b>
<b>SERVICES AND SUPPLIES</b>					
215 COMMUNICATIONS		\$ 176,572	\$ 217,349	\$ 218,400	\$ 218,400
243 INS WKMS COMP		1,718	4,311	2,200	2,200
285 MNT EQ OFFICE & O		9,351	10,582	13,500	13,500
300 MEMBERSHIPS		750	200	820	820
305 MISCL EXPENSE		104	522		
310 OFFICE EXPENSE		164,679	186,255	178,000	178,000
315 PROF & SPEC SERV		300,540	289,731	278,634	278,634
325 RENT STR IMP GRND			33		
330 RENT LEASE EQUIP		8,055	13,016	22,350	22,350
340 SPEC DEPT EXPENSE		1,891,450	1,816,532	5,627,740	5,627,740
342 SPEC DEPT EXP SHF			2		
346 IN-CNTY & NON-TRVEL		9,487	8,587	6,680	6,680
347 TRANS EMP AUTO		567,731	689,741	755,751	755,751
348 TRANS OTHER		2,308	1,920	2,600	2,600
350 UTILITIES		48,981	11,788	5,600	5,600
<b>TOTAL SERVICES AND SUPPLIES</b>		<b>\$ 3,181,726</b>	<b>\$ 3,250,567</b>	<b>\$ 7,112,275</b>	<b>\$ 7,112,275</b>
<b>FIXED ASSETS</b>					
510 EQUIPMENT		\$ 52,887	\$ 111,216	\$ 136,008	\$ 136,008
<b>NO. QUAN. DESCRIPTION</b>					
1	LOT	MINDR EQUIPMENT		\$ 50,825	\$ 50,825
2	417	DESK		41,120	41,120
3	14	TYPEWRITER, MANUAL		2,552	2,552
4	36	TYPEWRITER, ELECTRIC		17,490	17,490
5	2	BOOKCASE		350	350
6	1	POSTAL METER		1,292	1,292
7	2	VISIBLE FILE		344	344
8	21	DICTATING MACHINE		6,720	6,720
9	6	ADDING MACHINE		1,860	1,860
10	1	CALCULATOR		625	625
11	1	PAPER PUNCH		300	300
12	1	OFFSET DUPLICATOR		12,000	12,000
13	1	OPAQUE PROJECTOR		530	530
<b>TOTAL FIXED ASSETS</b>		<b>\$ 52,887</b>	<b>\$ 111,216</b>	<b>\$ 136,008</b>	<b>\$ 136,008</b>
<b>EXPENDITURE TRANSFERS AND REIMBURSEMENTS</b>					
600 COSTS APPLIED		\$	\$ 6,357CR	\$	\$
605 REIMBSD PROJCTS		\$	\$ 70,618CR	\$	\$
<b>TOTAL EXPENDITURE TRANSFERS AND REIMBURSEMENTS</b>		<b>\$</b>	<b>\$ 76,975CR</b>	<b>\$</b>	<b>\$</b>
<b>TOTAL DEPARTMENT 5500</b>		<b>\$ 18,254,282</b>	<b>\$ 20,182,129</b>	<b>\$ 31,236,624</b>	<b>\$ 31,236,624</b>

COUNTY OF SAN DIEGO FINAL BUDGET  
 1972-1973  
 BUDGET UNIT EXPENDITURE DETAIL  
 SCHEDULE E  
 FUND - GENERAL-1001

FUNCTION - PUBLIC ASSISTANCE

ACTIVITY - ADMINISTRATIVE-ACCEPTION

BUDGET UNIT - 5509 DEPARTMENT OF PUBLIC WELFARE, ADOPTIONS

SUB OBJECT ACCOUNT	EXPENDITURE CLASSIFICATION	EXPENDITURES		APPROPRIATIONS	
		ACTUAL EXPENDITURES 1970-1971	ACTUAL EXPENDITURES 1971-1972	EXPENDITURE ESTIMATES RECOMMENDED 1972-1973	ACCEPTED BY THE BOARD OF SUPERVISORS 1972-1973
<b>SALARIES AND EMPLOYEE BENEFITS</b>					
101	SAL & WAGE PERM	\$ 1,008,816	\$ 1,025,273	\$ 1,166,292	\$ 1,166,292
102	SAL & WAGE NON PM	1,358	7,011	53,248	53,248
160	RETIREMENT CERS			101,745	101,745
165	RETIREMENT OASDI			52,205	52,205
170	EMP GROUP INS			20,230	20,230
175	EMP. COMP. INS.			1,666	1,666
191	FRINGE BEN SAVING			23,428 ECR	23,428 ECR
<b>TOTAL SALARIES AND EMPLOYEE BENEFITS</b>		<b>\$ 1,010,174</b>	<b>\$ 1,032,284</b>	<b>\$ 1,371,958</b>	<b>\$ 1,371,958</b>
<b>SERVICES AND SUPPLIES</b>					
210	CLOTH & PERS SUPP		\$ 194	\$ 200	\$ 200
215	COMMUNICATIONS	\$ 21,352	30,384	27,000	27,000
285	MNT EQ OFFICE & C	1,138	1,966	2,000	2,000
300	MEMBERSHIPS	25	25	25	25
310	OFFICE EXPENSE	4,813	7,583	5,500	5,500
315	PROF & SPEC SERV	603	375	12,000	12,000
320	PUBL & LEGAL NCTE	778	1,004	1,500	1,500
330	RENT LEASE EQUIP	411	1,688	1,500	1,500
340	SPEC DEPT EXPENSE	1,939	1,829	3,200	3,200
346	IN-CNTY & NON-TRVEL	2,189	1,350	1,758	1,758
347	TRANS EMP AUTO	33,185	40,108	35,000	35,000
348	TRANS OTHER	58	81		
350	UTILITIES	19,145	3,323	1,500	1,500
<b>TOTAL SERVICES AND SUPPLIES</b>		<b>\$ 85,636</b>	<b>\$ 89,910</b>	<b>\$ 91,183</b>	<b>\$ 91,183</b>
<b>OTHER CHARGES</b>					
440	SUPPORT & CARE	\$ 9,402	\$ 8,198	\$ 15,000	\$ 15,000
<b>TOTAL OTHER CHARGES</b>		<b>\$ 9,402</b>	<b>\$ 8,198</b>	<b>\$ 15,000</b>	<b>\$ 15,000</b>
<b>FIXED ASSETS</b>					
510	EQUIPMENT	\$ 7,240	\$ 2,532	\$ 1,985	\$ 1,985
<b>NO. QUAN. DESCRIPTION</b>					
1	LGT MINOR EQUIPMENT			\$ 1,130	\$ 1,130
2	1 SLICE, CHILD S			180	180
3	1 JUNIOR WHIRL, CHILD S			175	175
4	1 SWING SET, CHILD S			150	150
5	1 PAPER SHREDCR			350	350
<b>TOTAL FIXED ASSETS</b>		<b>\$ 7,240</b>	<b>\$ 2,532</b>	<b>\$ 1,985</b>	<b>\$ 1,985</b>
<b>TOTAL DEPARTMENT 5509</b>		<b>\$ 1,112,452</b>	<b>\$ 1,132,924</b>	<b>\$ 1,480,126</b>	<b>\$ 1,480,126</b>



COUNTY OF SAN DIEGO FINAL BUDGET  
 1972-1973  
 BUDGET UNIT EXPENDITURE DETAIL  
 SCHEDULE 6  
 FUNC - GENERAL-1001

FUNCTION - PUBLIC ASSISTANCE

ACTIVITY - OTHER ASSISTANCE

BUDGET UNIT - 5513 MODEL CITIES - CHILD CARE PROJECT

SUB OBJECT ACCOUNT	EXPENDITURE CLASSIFICATION	EXPENDITURES		APPROPRIATIONS	
		ACTUAL EXPENDITURES 1970-1971	ACTUAL EXPENDITURES 1971-1972	EXPENDITURE ESTIMATES RECOMMENDED 1972-1973	ADOPTED BY THE BOARD OF SUPERVISORS 1972-1973
<b>SALARIES AND EMPLOYEE BENEFITS</b>					
101	SAL & WAGE PERM	\$	\$ 6,312	\$ 346,222	\$ 346,222
102	SAL & WAGE NCN PM			43,964	43,964
160	RETIREMENT CERS			30,204	30,204
165	RETIREMENT OASDI			17,358	17,358
170	EMP GROUP INS			11,016	11,016
175	EMP. COMP. INS.			554	554
191	FRINCE BEN SAVING			7,815CR	7,815CR
<b>TOTAL SALARIES AND EMPLOYEE BENEFITS</b>		\$	\$ 6,312	\$ 441,503	\$ 441,503
<b>SERVICES AND SUPPLIES</b>					
215	COMMUNICATIONS	\$	\$	\$ 1,725	\$ 1,725
310	OFFICE EXPENSE		70	3,320	3,320
315	PROF & SPEC SERV			8,338	8,338
330	RENT LEASE EQUIP			6,552	6,552
340	SPEC DEPT EXPENSE			51,882	51,882
347	TRANS EMP AUTO		172	9,540	9,540
350	UTILITIES			756	756
<b>TOTAL SERVICES AND SUPPLIES</b>		\$	\$ 242	\$ 82,113	\$ 82,113
<b>FIXED ASSETS</b>					
510	EQUIPMENT	\$	\$	\$ 19,237	\$ 19,237
<b>NO. QUAN. DESCRIPTION</b>					
1	LOT			\$ 11,716	\$ 11,716
2	2	MINOR EQUIPMENT		326	326
3	2	STOVE ELECTRIC		788	788
4	2	REFRIGERATOR		630	630
5	2	PIANO		525	525
6	2	WASHING MACHINE		420	420
7	2	CLOTHES DRYER		420	420
8	2	PLAYSCAPES PLAY EQUIP		4,202	4,202
9	2	TELEVISION SETS		630	630
<b>TOTAL FIXED ASSETS</b>		\$	\$	\$ 19,237	\$ 19,237
<b>TOTAL DEPARTMENT 5513</b>		\$	\$ 6,554	\$ 542,853	\$ 542,853

164

COUNTY OF SAN DIEGO FINAL BUDGET  
 1972-1973  
 BUDGET UNIT EXPENDITURE DETAIL  
 SCHEDULE 6  
 FUNC - GENERAL-1001

FUNCTION - PUBLIC ASSISTANCE

ACTIVITY - GENERAL RELIEF

BUDGET UNIT - 5600 DEPARTMENT OF PUBLIC WELFARE, GENERAL RELIEF

SUB OBJECT ACCOUNT	EXPENDITURE CLASSIFICATION	EXPENDITURES		APPROPRIATIONS	
		ACTUAL EXPENDITURES 1970-1971	ACTUAL EXPENDITURES 1971-1972	EXPENDITURE ESTIMATES RECOMMENDED 1972-1973	ADOPTED BY THE BOARD OF SUPERVISORS 1972-1973
OTHER CHARGES					
440 SUPPORT & CARE		\$ 1,849,550	\$ 2,837,372	\$ 3,710,281	\$ 3,710,281
TOTAL OTHER CHARGES		\$ 1,849,550	\$ 2,837,372	\$ 3,710,281	\$ 3,710,281
TOTAL DEPARTMENT 5600		\$ 1,849,550	\$ 2,837,372	\$ 3,710,281	\$ 3,710,281

COUNTY OF SAN DIEGO FINAL BUDGET

1972-1973  
 BUDGET UNIT EXPENDITURE DETAIL  
 SCHEDULE 6  
 FUND - GENERAL-1001

FUNCTION - PUBLIC ASSISTANCE

ACTIVITY - AID TO AGED

BUDGET UNIT - 5701 DEPARTMENT OF PUBLIC WELFARE, OLD AGE SECURITY

SUB OBJECT ACCOUNT	EXPENDITURE CLASSIFICATION	EXPENDITURES		APPROPRIATIONS	
		ACTUAL EXPENDITURES 1970-1971	ACTUAL EXPENDITURES 1971-1972	EXPENDITURE ESTIMATES RECOMMENDED 1972-1973	ACCEPTED BY THE BOARD OF SUPERVISORS 1972-1973
OTHER CHARGES					
44C SUPPORT & CARE		\$ 20,565,663	\$ 19,966,826	\$ 20,020,800	\$ 20,020,800
TOTAL OTHER CHARGES		\$ 20,565,663	\$ 19,966,826	\$ 20,020,800	\$ 20,020,800
TOTAL DEPARTMENT 5701		\$ 20,565,663	\$ 19,966,826	\$ 20,020,800	\$ 20,020,800

COUNTY OF SAN DIEGO FINAL BUDGET  
 1972-1973  
 BUDGET UNIT EXPENDITURE DETAIL  
 SCHEDULE 6  
 FUND - GENERAL-1001

FUNCTION - PUBLIC ASSISTANCE

ACTIVITY - AID TO BLIND

BUDGET UNIT - 5702 DEPARTMENT OF PUBLIC WELFARE, AID TO BLIND

SUB OBJECT ACCOUNT	EXPENDITURE CLASSIFICATION	EXPENDITURES		APPROPRIATIONS	
		ACTUAL EXPENDITURES 1970-1971	ACTUAL EXPENDITURES 1971-1972	EXPENDITURE ESTIMATES RECOMMENDED 1972-1973	ADOPTED BY THE BOARD OF SUPERVISORS 1972-1973
OTHER CHARGES					
440 SUPPORT & CARE		\$ 1,565,575	\$ 1,620,913	\$ 1,721,280	\$ 1,721,280
TOTAL OTHER CHARGES		\$ 1,565,575	\$ 1,620,913	\$ 1,721,280	\$ 1,721,280
TOTAL DEPARTMENT 5702		\$ 1,565,575	\$ 1,620,913	\$ 1,721,280	\$ 1,721,280

COUNTY OF SAN DIEGO FINAL BUDGET

1972-1973  
 BUDGET UNIT EXPENDITURE DETAIL  
 SCHEDULE 6  
 FUND - GENERAL-1001

FUNCTION - PUBLIC ASSISTANCE

ACTIVITY - AID TO FAMILY DEP CHILD

BUDGET UNIT - 5704 DEPT OF PUB WEL, AID TO FAMILIES WITH DEP CHILD-FAMILY GROUP

SUB OBJECT ACCOUNT	EXPENDITURE CLASSIFICATION	EXPENDITURES		APPROPRIATIONS	
		ACTUAL EXPENDITURES 1970-1971	ACTUAL EXPENDITURES 1971-1972	EXPENDITURE ESTIMATES RECOMMENDED 1972-1973	ACCEPTED BY THE BOARD OF SUPERVISORS 1972-1973
OTHER CHARGES 440 SUPPORT & CARE		\$ 41,803,468	\$ 48,195,644	\$ 51,744,400	\$ 51,994,400
	PC1 AFDC - BASIC			\$ 51,494,400	\$ 51,494,400
	PC2 EMERGENCY NEEDS			250,000	250,000
	PC3 SPECIAL NEEDS			-0-	250,000
TOTAL OTHER CHARGES		\$ 41,803,468	\$ 48,195,644	\$ 51,744,400	\$ 51,994,400
TOTAL DEPARTMENT 5704		\$ 41,803,468	\$ 48,195,644	\$ 51,744,400	\$ 51,994,400

COUNTY OF SAN DIEGO FINAL BUDGET  
 1972-1973  
 BUDGET UNIT EXPENDITURE DETAIL  
 SCHEDULE 6  
 FUNC - GENERAL-1001

FUNCTION - PUBLIC ASSISTANCE

ACTIVITY - A.N.C. BOARD HOME & INST

BUDGET UNIT - 5705 DEPT OF PUB WEL, AID TO FAMILIES WITH DEP CHILD-BOARD HOME INST

SUB OBJECT ACCOUNT	EXPENDITURE CLASSIFICATION	EXPENCITURES		APPRCPRIATIONS	
		ACTUAL EXPENCITURES 1970-1971	ACTUAL EXPENCITURES 1971-1972	EXPENCITRE ESTIMATES RECOMMENED 1972-1973	ACFTED BY THE BCARC OF SUPERVISGRS 1972-1973
OTHER CHARGES					
440 SUPPCRT & CARE		\$ 3,173,035	\$ 3,422,766	\$ 3,633,000	\$ 3,633,000
TOTAL OTHER CHARGES		\$ 3,173,035	\$ 3,422,766	\$ 3,633,000	\$ 3,633,000
TOTAL DEPARTMENT 5705		\$ 3,173,035	\$ 3,422,766	\$ 3,633,000	\$ 3,633,000

COUNTY OF SAN DIEGO FINAL BUDGET  
 1972-1973  
 BUDGET UNIT EXPENDITURE DETAIL  
 SCHEDULE 6  
 FUND - GENERAL-1001

FUNCTION - PUBLIC ASSISTANCE

ACTIVITY - AID TO DISABLED

BUDGET UNIT - 5706 DEPARTMENT OF PUBLIC WELFARE, AID TO DISABLED

SUB OBJECT ACCOUNT	EXPENDITURE CLASSIFICATION	EXPENDITURES		APPROPRIATIONS	
		ACTUAL EXPENDITURES 1970-1971	ACTUAL EXPENDITURES 1971-1972	EXPENDITURE ESTIMATES RECOMMENDED 1972-1973	ACCEPTED BY THE BOARD OF SUPERVISORS 1972-1973
OTHER CHARGES					
440 SUPPORT & CARE		\$ 13,151,954	\$ 14,132,028	\$ 14,935,200	\$ 14,935,200
TOTAL OTHER CHARGES		\$ 13,151,954	\$ 14,132,028	\$ 14,935,200	\$ 14,935,200
TOTAL DEPARTMENT 5706		\$ 13,151,954	\$ 14,132,028	\$ 14,935,200	\$ 14,935,200

170

COUNTY OF SAN DIEGO FINAL BUDGET  
1972-1973  
BUDGET UNIT EXPENDITURE DETAIL  
SCHEDULE 6  
FUNC - GENERAL-1001

FUNCTION - PUBLIC ASSISTANCE

ACTIVITY - SPECIAL SHELTER

BUDGET UNIT - 5707 DEPARTMENT OF PUBLIC WELFARE, SPECIAL SHELTER FUNDS

SUB OBJECT ACCOUNT	EXPENDITURE CLASSIFICATION	EXPENCITURES		APPROPRIATIONS	
		ACTUAL EXPENDITURES 1970-1971	ACTUAL EXPENDITURES 1971-1972	EXPENDITURE ESTIMATES RECOMMENDED 1972-1973	ACCPTEC BY THE BOARD OF SUPERVISCRS 1972-1973
OTHER CHARGES					
440 SUPPORT & CARE		\$	\$ 3,195	\$	\$
TOTAL OTHER CHARGES		\$	\$ 3,195	\$	\$
TOTAL DEPARTMENT 5707		\$	\$ 3,195	\$	\$



COUNTY OF SAN DIEGO FINAL BUDGET  
 1972-1973  
 BUDGET UNIT EXPENDITURE DETAIL  
 SCHEDULE 6  
 FUND - GENERAL-1001

FUNCTION - PUBLIC ASSISTANCE

ACTIVITY - HOSPITAL CARE

BUDGET UNIT - 6000 DEPT OF MEDICAL INST, ADMIN, & GENERAL SERVICES

SUB OBJECT ACCOUNT	EXPENDITURE CLASSIFICATION	EXPENDITURES		APPROPRIATIONS	
		ACTUAL EXPENDITURES 1970-1971	ACTUAL EXPENDITURES 1971-1972	EXPENDITURE ESTIMATES RECOMMENDED 1972-1973	ADOPTED BY THE BOARD OF SUPERVISORS 1972-1973
<b>SALARIES AND EMPLOYEE BENEFITS</b>					
101 SAL & WAGE PERM		\$ 854,504	\$ 956,797	\$ 1,201,925	\$ 1,201,925
102 SAL & WAGE NON PM		11,828	30,269	40,784	40,784
160 RETIREMENT CERS				104,392	104,392
165 RETIREMENT OASDI				55,392	55,392
170 EMP GROUP INS				22,933	22,933
175 EMP. COMP. INS.				2,216	2,216
190 SALARY SAVINGS				146,088CR	146,088CR
191 FR INCE BEN SAVING				24,254CR	24,254CR
<b>TOTAL SALARIES AND EMPLOYEE BENEFITS</b>		<b>\$ 866,332</b>	<b>\$ 987,006</b>	<b>\$ 1,257,300</b>	<b>\$ 1,257,300</b>
<b>SERVICES AND SUPPLIES</b>					
210 CLOTH & PERS SUPP		\$ 2,317	\$ 2,369	\$ 3,110	\$ 3,110
215 COMMUNICATIONS		27,254	35,476	45,662	45,662
225 FOOD		1,737	2,373	2,630	2,630
230 HOUSEHOLD EXPENSE		12,623	12,634	14,290	14,290
285 MNT EQ OFFICE & O		2,460	3,380	4,900	4,900
290 MNT STR IMP & GRN		12,817	16,898	19,285	19,285
295 MED DENTAL & LAB		156,948	208,460	283,211	283,211
300 MEMBERSHIPS		12,215	13,215	16,140	16,140
310 OFFICE EXPENSE		68,314	55,857	88,077	88,077
315 PROF & SPEC SERV		4,500	3,478	16,500	16,500
330 RENT LEASE EQUIP		2,105	363	400	400
335 SMALL TOOLS & INS		3,810	1,212	900	900
340 SPEC DEPT EXPENSE				500	500
344 TRAVEL-B/S APPROVED				645	645
345 TRAVEL-CAO/AGCY APP				403	403
346 IN-CNTY & NON-TRVEL		511	976	1,048	1,048
347 TRANS EMP AUTO		2,371	3,221	4,200	4,200
348 TRANS OTHER		20	170	250	250
350 UTILITIES		49,001	69,836	68,740	68,740
<b>TOTAL SERVICES AND SUPPLIES</b>		<b>\$ 359,685</b>	<b>\$ 429,484</b>	<b>\$ 569,558</b>	<b>\$ 569,558</b>
<b>OTHER CHARGES</b>					
440 SUPPORT & CARE		\$ 4,434,264	\$ 3,598,000	\$ 2,950,176	\$ 2,950,176
453 CONTR OTHER AGENCY		7,724,484	8,049,996	8,452,500	8,452,500
<b>TOTAL OTHER CHARGES</b>		<b>\$ 12,158,748</b>	<b>\$ 12,047,996</b>	<b>\$ 11,402,676</b>	<b>\$ 11,402,676</b>
<b>FIXED ASSETS</b>					
510 EQUIPMENT		\$ 3,456	\$ 5,347	\$ 3,383	\$ 3,383
<b>NO. QUAN. DESCRIPTION</b>					
1	LOT	MINOR EQUIPMENT		\$ 339	\$ 339
2	4	ADDING MACHINE, W/AUTO. MULTIPLE		1,080	1,080
3	2	FLCOR MACHINE, COMPLETE		936	936
4	1	JANITOR S CART, COMPLETE		200	200
5	1	TABLE SAW, W/EXTENSIONS		828	828
<b>TOTAL FIXED ASSETS</b>		<b>\$ 3,456</b>	<b>\$ 5,347</b>	<b>\$ 3,383</b>	<b>\$ 3,383</b>
<b>EXPENDITURE TRANSFERS AND REIMBURSEMENTS</b>					
600 COSTS APPLIED			\$ 898CR		
605 REIMBSD PROJECTS			5,390CR		
<b>TOTAL EXPENDITURE TRANSFERS AND REIMBURSEMENTS</b>			<b>\$ 10,288CR</b>		
<b>TOTAL DEPARTMENT 6000</b>		<b>\$ 13,388,221</b>	<b>\$ 13,459,545</b>	<b>\$ 13,232,917</b>	<b>\$ 13,232,917</b>

COUNTY OF SAN DIEGO FINAL BUDGET  
 1972-1973  
 BUDGET UNIT EXPENDITURE DETAIL  
 SCHEDULE 6  
 FUND - GENERAL-1001

FUNCTION - PUBLIC ASSISTANCE

ACTIVITY - HOSPITAL CARE

BUDGET UNIT - 6100 DEPARTMENT OF MEDICAL INSTITUTIONS, S. D. CO - UNIV. HOSP.

SUB OBJECT ACCOUNT	EXPENDITURE CLASSIFICATION	EXPENCITURES		APPROPRIATIONS	
		ACTUAL EXPENDITURES 1970-1971	ACTUAL EXPENDITURES 1971-1972	EXPENCITURE ESTIMATES RECOMMENDED 1972-1973	ACCPTEC BY THE BCARC OF SUPERVISORS 1972-1973
SALARIES AND EMPLOYEE BENEFITS					
101 SAL & WAGE PERM		\$ 891,780	\$ 790,693	\$ 779,569	\$ 779,569
160 RETIREMENT CERS				66,347	66,347
165 RETIREMENT OASDI				30,686	30,686
170 EMP GROUP INS				16,116	16,116
190 SALARY SAVINGS				27,585CR	27,585CR
191 FRINGE BEN SAVING				15,668CR	15,668CR
<b>TOTAL SALARIES AND EMPLOYEE BENEFITS</b>		<b>\$ 891,780</b>	<b>\$ 790,693</b>	<b>\$ 849,465</b>	<b>\$ 849,465</b>
EXPENDITURE TRANSFERS AND REIMBURSEMENTS					
605 REIMPSD PROJECTS		\$ 1,015,737CR	\$ 893,827CR	\$ 849,465CR	\$ 849,465CR
<b>TOTAL EXPENDITURE TRANSFERS AND REIMBURSEMENTS</b>		<b>\$ 1,015,737CR</b>	<b>\$ 893,827CR</b>	<b>\$ 849,465CR</b>	<b>\$ 849,465CR</b>
<b>TOTAL DEPARTMENT 6100</b>		<b>\$ 123,957CR</b>	<b>\$ 103,134CR</b>	<b>\$</b>	<b>\$</b>

COUNTY OF SAN DIEGO FINAL BUDGET

1972-1973  
BUDGET UNIT EXPENDITURE DETAIL  
SCHEDULE 6  
FUND - GENERAL-1001

FUNCTION - PUBLIC ASSISTANCE

ACTIVITY - HOSPITAL CARE

BUDGET UNIT - 6500 DEPARTMENT OF MEDICAL INSTITUTIONS, EDGEWOOD GERIATRIC HOSPITAL

EXPENDITURES

SUB OBJECT ACCOUNT	EXPENDITURE CLASSIFICATION	ACTUAL EXPENDITURES 1970-1971	ACTUAL EXPENDITURES 1971-1972	APPROPRIATIONS	
				EXPENDITURE ESTIMATES RECOMMENDED 1972-1973	ADOPTED BY THE BOARD OF SUPERVISORS 1972-1973
<b>SALARIES AND EMPLOYEE BENEFITS</b>					
101 SAL & WAGE PERM		\$ 2,460,303	\$ 2,605,945	\$ 2,744,972	\$ 2,744,972
102 SAL & WAGE NON PM			3,144	138,183	138,183
160 RETIREMENT CERS				256,864	256,864
165 RETIREMENT OASDI				132,735	132,735
170 EMP GROUP INS				66,045	66,045
175 EMP. COMP. INS.				5,272	5,272
190 SALARY SAVINGS				57,608CR	57,608CR
191 FRINGE BEN SAVING				56,341CR	56,341CR
<b>TOTAL SALARIES AND EMPLOYEE BENEFITS</b>		<b>\$ 2,460,303</b>	<b>\$ 2,609,089</b>	<b>\$ 3,230,122</b>	<b>\$ 3,230,122</b>
<b>SERVICES AND SUPPLIES</b>					
210 CLOTH & PERS SUPP		\$ 4,076	\$ 7,352	\$ 8,436	\$ 8,436
215 COMMUNICATIONS		7,104	7,672	8,324	8,324
225 FOOD		130,448	131,110	126,237	126,237
230 HOUSEHOLD EXPENSE		28,311	33,981	31,604	31,604
285 MNT EQ OFFICE & O		3,536	4,240	3,621	3,621
290 MNT STR IMP & GRN		21,529	23,300	22,421	22,421
295 MED DENTAL & LAB		32,329	11,588	14,046	14,046
300 MEMBERSHIPS			7		
305 MISCL EXPENSE			20		
310 OFFICE EXPENSE		3,749	3,839	4,562	4,562
315 PROF & SPEC SERV		16,180	16,598	19,806	19,806
330 RENT LEASE EQUIP		1,553	1,174	1,320	1,320
335 SMALL TOOLS & INS		642	547	360	360
340 SPEC DEPT EXPENSE		2,739	3,265	3,498	3,498
346 IN-CNTY & NON-TRVL		422	280	565	965
347 TRANS EMP AUTO		340	476	462	462
350 UTILITIES		30,920	12,881	10,880	10,880
<b>TOTAL SERVICES AND SUPPLIES</b>		<b>\$ 283,878</b>	<b>\$ 258,330</b>	<b>\$ 256,542</b>	<b>\$ 256,542</b>
<b>OTHER CHARGES</b>					
440 SUPPORT & CARE		\$ 1,934	\$ 2,250	\$ 2,640	\$ 2,640
<b>TOTAL OTHER CHARGES</b>		<b>\$ 1,934</b>	<b>\$ 2,250</b>	<b>\$ 2,640</b>	<b>\$ 2,640</b>
<b>FIXED ASSETS</b>					
510 EQUIPMENT		\$ 7,195	\$ 13,567	\$ 8,615	\$ 8,615
<b>NO. QUAN. DESCRIPTION</b>					
1	LOT	MINOR EQUIPMENT		\$ 2,500	\$ 2,500
2	2	DESK, STEEL		400	400
3	4	TYPEWRITER		2,500	2,500
4	2	FOOT BATH, WHIRLPOOL, MOBILE		280	280
5	1	TABLE, STAINLESS STEEL, 24 X 72		600	600
6	4	TABLE, STAINLESS STEEL, 24 X 60		2,200	2,200
7	1	CART, STEEL, 3-SHELF		135	135
<b>TOTAL FIXED ASSETS</b>		<b>\$ 7,195</b>	<b>\$ 13,567</b>	<b>\$ 8,615</b>	<b>\$ 8,615</b>
<b>TOTAL DEPARTMENT 6500</b>		<b>\$ 2,753,310</b>	<b>\$ 2,883,236</b>	<b>\$ 3,497,919</b>	<b>\$ 3,497,919</b>

COUNTY OF SAN DIEGO FINAL BUDGET  
 1972-1973  
 BUDGET UNIT EXPENDITURE DETAIL  
 SCHEDULE 6  
 FUND - GENERAL-1001

FUNCTION - PUBLIC ASSISTANCE

ACTIVITY - CARE OF COURT WARDS

BUDGET UNIT - 6600 PROBATION DEPARTMENT, MAINTENANCE OF WARDS

SUB OBJECT ACCOUNT	EXPENDITURE CLASSIFICATION	EXPENCITURES		APPROPRIATIONS	
		ACTUAL EXPENDITURES 1970-1971	ACTUAL EXPENDITURES 1971-1972	EXPENDITURE ESTIMATES RECOMMENDED 1972-1973	ACCEPTED BY THE BOARD OF SUPERVISORS 1972-1973
SERVICES AND SUPPLIES					
225	FOOD	\$	2	\$	
295	MED DENTAL & LAB		1,848		500
315	PROF & SPEC SERV		8,203		7,500
346	IN-CNTY & NON-TRVEL		1,321		844
348	TRANS OTHER		26,249		20,000
	TOTAL SERVICES AND SUPPLIES	\$	37,623	\$	28,844
OTHER CHARGES					
44C	SUPPORT & CARE	\$	820,159	\$	971,753
	TOTAL OTHER CHARGES	\$	820,159	\$	971,753
	TOTAL DEPARTMENT 6600	\$	857,782	\$	1,000,597

COUNTY OF SAN DIEGO FINAL BUDGET  
 1972-1973  
 BUDGET UNIT EXPENDITURE DETAIL  
 SCHEDULE 6  
 FUND - GENERAL-1001

FUNCTION - PUBLIC ASSISTANCE

ACTIVITY - VETERANS SERVICE

BUDGET UNIT - 6800 VETERANS SERVICE OFFICER

SUB OBJECT ACCOUNT	EXPENDITURE CLASSIFICATION	EXPENDITURES		APPROPRIATIONS	
		ACTUAL EXPENDITURES 1970-1971	ACTUAL EXPENDITURES 1971-1972	EXPENDITURE ESTIMATES RECOMMENDED 1972-1973	ADOPTED BY THE BOARD OF SUPERVISORS 1972-1973
<b>SALARIES AND EMPLOYEE BENEFITS</b>					
101	SAL & WAGE PERM	\$ 104,276	\$ 116,273	\$ 134,213	\$ 134,213
102	SAL & WAGE NON PM	3,163	6,954		
160	RETIREMENT CERS			11,864	11,864
165	RETIREMENT QASDI			5,671	5,671
170	EMP GROUP INS			2,652	2,652
175	EMP. COMP. INS.			193	193
190	SALARY SAVINGS			863CR	863CR
191	FRINGE BEN SAVNG			2,719CR	2,719CR
	<b>TOTAL SALARIES AND EMPLOYEE BENEFITS</b>	<b>\$ 107,439</b>	<b>\$ 123,227</b>	<b>\$ 151,011</b>	<b>\$ 151,011</b>
<b>SERVICES AND SUPPLIES</b>					
285	MNT EQ OFFICE & O	\$ 60	\$ 172	\$ 180	\$ 180
300	MEMBERSHIPS	25	25	25	25
310	OFFICE EXPENSE	1,365	1,889	1,500	1,500
330	RENT LEASE EQUIP		8		
344	TRAVEL-B/S APPROVED				310
345	TRAVEL-CAO/AGCY APP				309
346	IN-CNTY & NON-TRVEL	717	927	619	
347	TRANS EMP AUTO	227	379	760	760
348	TRANS OTHER	2			
	<b>TOTAL SERVICES AND SUPPLIES</b>	<b>\$ 2,396</b>	<b>\$ 3,400</b>	<b>\$ 3,084</b>	<b>\$ 3,084</b>
<b>FIXED ASSETS</b>					
510	EQUIPMENT	\$ 132	\$ 409	\$ 1,470	\$ 1,470
<b>NO. QUAN. DESCRIPTION</b>					
1	LOT MINOR EQUIPMENT			\$ 230	\$ 230
2	1 DESK, STEEL			140	140
3	1 CALCULATOR, PRINT. OR AUTO.			400	400
4	1 DUPLICATING MACH. ELEC.			700	700
	<b>TOTAL FIXED ASSETS</b>	<b>\$ 132</b>	<b>\$ 409</b>	<b>\$ 1,470</b>	<b>\$ 1,470</b>
<b>EXPENDITURE TRANSFERS AND REIMBURSEMENTS</b>					
600	COSTS APPLIED		\$ 1,914CR		
605	REIMBSD PROJECTS		5,809CR		
	<b>TOTAL EXPENDITURE TRANSFERS AND REIMBURSEMENTS</b>	<b>\$</b>	<b>\$ 7,723CR</b>	<b>\$</b>	<b>\$</b>
	<b>TOTAL DEPARTMENT 6800</b>	<b>\$ 109,967</b>	<b>\$ 119,313</b>	<b>\$ 155,565</b>	<b>\$ 155,565</b>

COUNTY OF SAN DIEGO FINAL BUDGET  
 1972-1973  
 BUDGET UNIT EXPENDITURE DETAIL  
 SCHEDULE 6  
 FUND - GENERAL-1001

FUNCTION - PUBLIC ASSISTANCE

ACTIVITY - OTHER ASSISTANCE

BUDGET UNIT - 6900 PUBLIC EMPLOYMENT PROGRAM - TITLE V

SUB OBJECT ACCOUNT	EXPENDITURE CLASSIFICATION	EXPENDITURES		APPROPRIATIONS	
		ACTUAL EXPENDITURES 1970-1971	ACTUAL EXPENDITURES 1971-1972	EXPENDITURE ESTIMATES RECOMMENDED 1972-1973	ADOPTED BY THE BOARD OF SUPERVISORS 1972-1973
SALARIES AND EMPLOYEE BENEFITS					
102	SAL & WAGE NON PM	\$	\$	\$ 2,811,201	\$ 2,811,201
TOTAL SALARIES AND EMPLOYEE BENEFITS		\$	\$	\$ 2,811,201	\$ 2,811,201
SERVICES AND SUPPLIES					
290	MNT STR IMP & GRN	\$	\$ 135,240	\$	\$
305	MISCL EXPENSE			\$ 626,651	\$ 626,651
310	OFFICE EXPENSE		22,091	11,470	11,470
315	PROF & SPEC SERV		45,223		
317	PROF&SPEC SERV-ID			38,000	38,000
TOTAL SERVICES AND SUPPLIES		\$	\$ 202,554	\$ 676,121	\$ 676,121
FIXED ASSETS					
510	EQUIPMENT	\$	\$	\$ 1,200	\$ 1,200
NO. QUAN. DESCRIPTION					
1	LOT MINOR EQUIPMENT			\$ 200	\$ 200
2	1 CALCULATOR, ELECTRONIC			600	600
3	1 CALCULATOR			400	400
TOTAL FIXED ASSETS		\$	\$	\$ 1,200	\$ 1,200
EXPENDITURE TRANSFERS AND REIMBURSEMENTS					
600	COSTS APPLIED	\$	\$	\$ 3,437,852CR	\$ 3,437,852CR
TOTAL EXPENDITURE TRANSFERS AND REIMBURSEMENTS		\$	\$	\$ 3,437,852CR	\$ 3,437,852CR
TOTAL DEPARTMENT 6900		\$	\$ 202,554	\$ 50,670	\$ 50,670

COUNTY OF SAN DIEGO FINAL BUDGET  
 1972-1973  
 BUDGET UNIT EXPENDITURE DETAIL  
 SCHEDULE 6  
 FUND - GENERAL-1001

FUNCTION - PUBLIC ASSISTANCE

ACTIVITY - OTHER ASSISTANCE

BUDGET UNIT - 6910 PUBLIC EMPLOYMENT PROGRAM - TITLE VI

SUB OBJECT ACCOUNT	EXPENDITURE CLASSIFICATION	EXPENDITURES		APPROPRIATIONS	
		ACTUAL EXPENDITURES 1970-1971	ACTUAL EXPENDITURES 1971-1972	EXPENDITURE ESTIMATES RECOMMENDED 1972-1973	ACCEPTED BY THE BOARD OF SUPERVISORS 1972-1973
SERVICES AND SUPPLIES					
305 MISCL EXPENSE		\$	\$	\$ 17,879	\$ 17,879
310 OFFICE EXPENSE				920	920
TOTAL SERVICES AND SUPPLIES		\$	\$	\$ 18,799	\$ 18,799
FIXED ASSETS					
510 EQUIPMENT		\$	\$	\$ 500	\$ 500
NO. QUAN. DESCRIPTION					
1 LOT MINOR EQUIPMENT				\$ 500	\$ 500
TOTAL FIXED ASSETS		\$	\$	\$ 500	\$ 500
EXPENDITURE TRANSFERS AND REIMBURSEMENTS					
600 COSTS APPLIED		\$	\$	\$ 17,879CR	\$ 17,879CR
TOTAL EXPENDITURE TRANSFERS AND REIMBURSEMENTS		\$	\$	\$ 17,879CR	\$ 17,879CR
TOTAL DEPARTMENT 6910		\$	\$	\$ 1,420	\$ 1,420

COUNTY OF SAN DIEGO FINAL BUDGET  
 1972-1973  
 BUDGET UNIT EXPENDITURE DETAIL  
 SCHEDULE 6  
 FUND - COUNTY LIBRARY-1220

FUNCTION - EDUCATION  
 BUDGET UNIT - 7150 COUNTY LIBRARY

ACTIVITY - LIBRARY SERVICES

SUB OBJECT ACCOUNT	EXPENDITURE CLASSIFICATION	EXPENCITURES		APPRPRIATIONS	
		ACTUAL EXPENDITURES 1970-1971	ACTUAL EXPENDITURES 1971-1972	EXPENDITURE ESTIMATES RECOMMENDED 1972-1973	ACCEPTED BY THE BOARD OF SUPERVISORS 1972-1973
<b>SALARIES AND EMPLOYEE BENEFITS</b>					
101	SAL & WAGE PERM	\$ 628,582	\$ 794,013	\$ 1,037,237	\$ 1,037,237
102	SAL & WAGE NCN PM	65,057	104,150	38,664	38,664
160	RETIREMENT CERS	52,084	64,582	94,457	94,457
165	RETIREMENT QASDI	31,225	42,254	50,283	50,283
170	EMP GROUP INS	13,883	19,063	28,033	28,033
175	EMP. COMP. INS.	1,448	1,025	1,245	1,245
190	SALARY SAVINGS			6,040CR	6,040CR
191	FRINGE BEN SAVING			21,397CR	21,397CR
<b>TOTAL SALARIES AND EMPLOYEE BENEFITS</b>		<b>\$ 792,279</b>	<b>\$ 1,025,167</b>	<b>\$ 1,222,482</b>	<b>\$ 1,222,482</b>
<b>SERVICES AND SUPPLIES</b>					
215	COMMUNICATIONS	\$ 4,166	\$ 6,363	\$ 9,278	\$ 9,278
230	HOUSEHOLD EXPENSE	109,170	118,865	87,884	87,884
242	INS IND & BLN BND		78	57	57
244	INS COUNTY PROP	366	1,313	1,393	1,393
245	INS PUB LIABILITY	3,945	4,383	5,047	5,047
280	MAINT EQUIP AUTO	1,982	3,958	5,600	5,600
285	MNT EQ OFFICE & C	3,219	4,298	3,500	3,500
290	MNT STR IMP & GRN	427	231	47,500	47,500
300	MEMBERSHIPS	13	28	35	35
305	MISCL EXPENSE	194	322	400	400
310	OFFICE EXPENSE	53,716	37,041	55,049	55,049
315	PROP & SPEC SERV	25,000	69,047	78,225	78,225
325	RENT STR IMP GRND	122,028	134,686	157,438	157,438
330	RENT LEASE EQUIP	325		1,300	1,300
335	SMALL TOOLS & INS	174	78	400	400
340	SPEC DEPT EXPENSE	260,545	335,852	433,373	433,373
346	IN-CNTY & NCN-TRVEL	298	1,058	1,068	1,068
347	TRANS EMP AUTO	3,750	8,421	5,200	5,200
350	UTILITIES	33,321	37,405	53,955	53,955
<b>TOTAL SERVICES AND SUPPLIES</b>		<b>\$ 622,717</b>	<b>\$ 763,398</b>	<b>\$ 946,702</b>	<b>\$ 946,702</b>
<b>OTHER CHARGES</b>					
462	JUDGMENTS	\$ 43	\$ 3	\$ 100	\$ 100
467	TAXES & ASSMTS	655	714	1,100	1,100
<b>TOTAL OTHER CHARGES</b>		<b>\$ 698</b>	<b>\$ 717</b>	<b>\$ 1,200</b>	<b>\$ 1,200</b>
<b>FIXED ASSETS</b>					
510	EQUIPMENT	\$ 11,815	\$ 20,611	\$ 34,182	\$ 34,182
<b>NO. QUAN. DESCRIPTION</b>					
1	LOT	MINOR EQUIPMENT		\$ 20,098	\$ 20,098
2	12	TYPENRITERS		1,720	1,720
3	3	ADDING MACHINE		360	360
4	2	SOFA		-0-	-0-
5	9	DESK		875	875
6	2	CARC CATALOG, 12 TRAY		374	374
7	1	CARC CATALOG, 25 TRAY		709	709
8	1	MIMEOGRAPH STENCIL MAKER		1,103	1,103
9	1	MICROFILM READER		1,538	1,538
10	1	MICROFILM READER/PRINTER		1,733	1,733
11	1	DELIVERY VAN		4,200	4,200
12	3	16MM PROJECTOR MOVIE		578	578
13	2	CASSETTE RECORDER		407	407
14	1	35MM CAMERA		-0-	-0-
15	5	DISPLAY BOARDS		300	300
16	1	SHAPERS, CLITTERS, TONGUE/GROOVE		187	187
<b>TOTAL FIXED ASSETS</b>		<b>\$ 11,815</b>	<b>\$ 20,611</b>	<b>\$ 34,182</b>	<b>\$ 34,182</b>
<b>EXPENDITURE TRANSFERS AND REIMBURSEMENTS</b>					
600	COSTS APPLIED	\$	\$ 121CR	\$	\$
605	REIMBSD PROJCTS	\$	\$ 37,828CR	\$	\$
<b>TOTAL EXPENDITURE TRANSFERS AND REIMBURSEMENTS</b>		<b>\$</b>	<b>\$ 37,949CR</b>	<b>\$</b>	<b>\$</b>
<b>TOTAL DEPARTMENT 7150</b>		<b>\$ 1,427,509</b>	<b>\$ 1,771,944</b>	<b>\$ 2,204,566</b>	<b>\$ 2,204,566</b>



COUNTY OF SAN DIEGO FINAL BUDGET  
 1972-1973  
 BUDGET UNIT EXPENDITURE DETAIL  
 SCHEDULE 6  
 FUND - GENERAL-1001

FUNCTION - EDUCATION

ACTIVITY - LIBRARY SERVICES

BUDGET UNIT - 7151 GOV N T REFERENCE LIBRARY

SUB OBJECT ACCOUNT	EXPENDITURE CLASSIFICATION	EXPENDITURES		APPROPRIATIONS	
		ACTUAL EXPENDITURES 1970-1971	ACTUAL EXPENDITURES 1971-1972	EXPENDITURE ESTIMATES RECOMMENDED 1972-1973	ADOPTED BY THE BOARD OF SUPERVISORS 1972-1973
SERVICES AND SUPPLIES				\$ 29,964	\$ 29,964
340 SPEC DEPT EXPENSE				\$ 29,964	\$ 29,964
TOTAL SERVICES AND SUPPLIES		\$	\$	\$ 29,964	\$ 29,964
TOTAL DEPARTMENT 7151		\$	\$	\$ 29,964	\$ 29,964

COUNTY OF SAN DIEGO FINAL BUDGET  
 1972-1973  
 BUDGET UNIT EXPENDITURE DETAIL  
 SCHEDULE 6  
 FUND - GENERAL-1001

FUNCTION - EDUCATION  
 BUDGET UNIT - 7200 FARM ADVISOR

ACTIVITY - AGRICULTURAL EDUCATION

SUB OBJECT ACCOUNT	EXPENDITURE CLASSIFICATION	EXPENDITURES		APPROPRIATIONS	
		ACTUAL EXPENDITURES 1970-1971	ACTUAL EXPENDITURES 1971-1972	EXPENDITURE ESTIMATES RECOMMENDED 1972-1973	ADOPTED BY THE BOARD OF SUPERVISORS 1972-1973
SALARIES AND EMPLOYEE BENEFITS					
101	SAL & WAGE PERM	\$ 56,863	\$ 59,179	\$ 62,241	\$ 62,241
102	SAL & WAGE NCN PM		1,967	1,702	1,702
160	RETIREMENT CERS			5,676	5,676
165	RETIREMENT OASDI			3,080	3,080
170	EMP GROUPL INS			1,734	1,734
175	EMP. COMP. INS.			75	75
191	FRINGE BEN SAVING			1,342CR	1,342CR
	<b>TOTAL SALARIES AND EMPLOYEE BENEFITS</b>	<b>\$ 56,863</b>	<b>\$ 61,146</b>	<b>\$ 73,166</b>	<b>\$ 73,166</b>
SERVICES AND SUPPLIES					
285	MNT EQ OFFICE & C	\$ 518	\$ 688	\$ 850	\$ 850
295	MED DENTAL & LAB	10	115	75	75
310	OFFICE EXPENSE	3,872	3,623	3,500	3,500
335	SMALL TCGLS & INS	60		60	60
340	SPEC DEPT EXPENSE	1,426	1,563	1,350	1,350
346	IN-CNTY & NON-TRVEL	1,569	1,617	1,435	1,435
347	TRANS EMP AUTO	382	423	500	500
348	TRANS OTHER	44	44	60	60
	<b>TOTAL SERVICES AND SUPPLIES</b>	<b>\$ 7,881</b>	<b>\$ 8,073</b>	<b>\$ 7,830</b>	<b>\$ 7,830</b>
FIXED ASSETS					
510	EQUIPMENT	\$ 1,573	\$ 1,372	\$ 2,160	\$ 2,160
NO. QUAN. DESCRIPTION					
1	LOT MINOR EQUIPMENT			\$ 185	\$ 185
2	1 PLATFORM SCALES			250	250
3	1 MIMEOGRAPH			1,100	1,100
4	1 TYPEWRITER			625	625
	<b>TOTAL FIXED ASSETS</b>	<b>\$ 1,573</b>	<b>\$ 1,372</b>	<b>\$ 2,160</b>	<b>\$ 2,160</b>
EXPENDITURE TRANSFERS AND REIMBURSEMENTS					
600	COSTS APPLIED		\$ 1,350CR		
605	REIMBSD PROJECTS		1,932CR		
	<b>TOTAL EXPENDITURE TRANSFERS AND REIMBURSEMENTS</b>	<b>\$</b>	<b>\$ 3,282CR</b>	<b>\$</b>	<b>\$</b>
	<b>TOTAL DEPARTMENT 7200</b>	<b>\$ 66,317</b>	<b>\$ 67,309</b>	<b>\$ 83,156</b>	<b>\$ 83,156</b>

COUNTY OF SAN DIEGO FINAL BUDGET  
 1972-1973  
 BUDGET UNIT EXPENDITURE DETAIL  
 SCHEDULE 6  
 FUND - GENERAL-1001

FUNCTION - EDUCATION

ACTIVITY - OTHER EDUCATION

BUDGET UNIT - 7250 SPECIAL SCHOOLS

		EXPENDITURES		APPROPRIATIONS	
SUB OBJECT ACCOUNT	EXPENDITURE CLASSIFICATION	ACTUAL EXPENDITURES 1970-1971	ACTUAL EXPENDITURES 1971-1972	EXPENDITURE ESTIMATES RECOMMENDED 1972-1973	ADOPTED BY THE BOARD OF SUPERVISORS 1972-1973
SERVICES AND SUPPLIES					
340 SPEC DEPT EXPENSE					
TOTAL SERVICES AND SUPPLIES		\$ 295,008	\$ 474,276	\$ 498,037	\$ 488,595
FIXED ASSETS					
510 EQUIPMENT		\$ 7,130	\$ 5,854	\$ 7,803	\$ 7,803
NO.	QUAN. DESCRIPTION				
1	LOT MINOR EQUIPMENT - JUVENILE HALL			\$ 509	\$ 509
2	1 DUPLICATOR MACHINE-ELECTRIC-JUVE			521	521
3	1 FOUNDRY FURNACE WITH TIGOLS-JUVEN			1,250	1,250
4	2 STUDY MATE - JUVENILE HALL			246	246
5	1 CONTROLLED READER - JUVENILE HAL			320	320
6	LOT MINOR EQUIPMENT - HILLCREST			429	429
7	1 TYPEWRITER MANUAL - HILLCREST			232	232
8	LOT MINOR EQUIPMENT - LAS COLINAS			750	750
9	2 TYPEWRITERS - LAS COLINAS			301	301
10	1 CASH REGISTER - LAS COLINAS			315	315
11	1 STOVE, ELECTRIC - LAS COLINAS			352	352
12	1 TAPE RECORDER - LAS COLINAS			178	178
13	1 MOTOR ANALYZER - R.D.C.			400	400
14	1 VOLT - AMP ALTERNATOR TESTER - R			160	160
15	1 SYNCHROGRAPH, HIGH SPEED - R.D.C			400	400
16	1 POTTER'S WHEEL - R.D.C.			250	250
17	1 FINISHING MACHINE - R.D.C.			540	540
18	1 JIG SAW - R.D.C.			150	150
19	1 SKILL SAW - R.D.C.			150	150
20	3 STORAGE CABINETS - DAY CENTERS			350	350
TOTAL FIXED ASSETS		\$ 7,130	\$ 5,854	\$ 7,803	\$ 7,803
TOTAL DEPARTMENT 7250		\$ 302,138	\$ 480,130	\$ 505,840	\$ 496,398

COUNTY OF SAN DIEGO FINAL BUDGET  
 1972-1973  
 BUDGET UNIT EXPENDITURE DETAIL  
 SCHEDULE 6  
 FUND - GENERAL-1001

FUNCTION - RECREATION&CULTURAL SERV  
 BUDGET UNIT - 7300 DEPARTMENT OF PARKS AND RECREATION

ACTIVITY - RECREATION FACILITIES

SUB OBJECT ACCOUNT	EXPENDITURE CLASSIFICATION	EXPENDITURES		APPROPRIATIONS	
		ACTUAL EXPENDITURES 1970-1971	ACTUAL EXPENDITURES 1971-1972	EXPENDITURE ESTIMATES RECOMMENDED 1972-1973	ADOPTED BY THE BOARD OF SUPERVISORS 1972-1973
<b>SALARIES AND EMPLOYEE BENEFITS</b>					
101	SAL & WAGE PERM	\$ 961,504	\$ 1,071,672	\$ 1,114,732	\$ 1,114,732
102	SAL & WAGE NON PM	45,305	55,604	54,464	54,464
160	RETIREMENT CERS			55,554	55,994
165	RETIREMENT GASDI			53,694	53,694
170	EMP GROUP INS			24,021	24,021
175	EMP. COMP. INS.			1,302	1,302
190	SALARY SAVINGS			20,818CR	20,818CR
191	FRINGE BEN SAVING			24,078CR	24,078CR
<b>TOTAL SALARIES AND EMPLOYEE BENEFITS</b>		<b>\$ 1,006,809</b>	<b>\$ 1,167,276</b>	<b>\$ 1,339,311</b>	<b>\$ 1,339,311</b>
<b>SERVICES AND SUPPLIES</b>					
205	AGRICLCTURAL	\$ 1,886	\$ 2,890	\$ 3,140	\$ 3,140
210	CLCT & PERS SUPP	1,124	1,773	2,000	2,000
215	COMMUNICATIONS	4,682	5,902	5,600	5,600
230	HOUSEHOLD EXPENSE	10,585	11,357	12,350	12,350
280	MAINT EQUIP AUTO	323	438	300	300
285	MNT EQ OFFICE & G	3,289	3,102	3,150	3,150
290	MNT STR IMP & GRN	25,556	33,156	107,740	107,740
291	MNT STR IMP & GRN	49,878	70,308		
295	MED DENTAL & LAB	294	253	350	350
300	MEMBERSHIPS	126	187	165	165
305	MISCL EXPENSE		76		
310	OFFICE EXPENSE	1,647	2,118	4,800	4,800
315	PROF & SPEC SERV	2,435	4,645		
330	RENT LEASE EQUIP	5,223	4,250	3,390	3,390
335	SMALL TOOLS & INS	5,566	4,270	5,000	5,000
340	SPEC DEPT EXPENSE	27,144	1,671	2,300	2,300
346	IN-CNTY & NCN-TRVEL	809	1,091	1,002	1,002
347	TRANS EMP AUTO	668	556	600	600
348	TRANS OTHER		4		
350	UTILITIES	45,547	34,527	40,000	40,000
<b>TOTAL SERVICES AND SUPPLIES</b>		<b>\$ 181,782</b>	<b>\$ 178,614</b>	<b>\$ 191,887</b>	<b>\$ 191,887</b>
<b>FIXED ASSETS</b>					
510	EQUIPMENT	\$ 14,629	\$ 34,308	\$ 15,310	\$ 15,310
<b>NO. QUAN. DESCRIPTION</b>					
1	LOT	MINOR EQUIPMENT		\$ 563	\$ 563
2	LOT	PLAYGROUND EQUIPMENT		709	709
3	2	DESK		175	175
4	1	PROJECTOR		160	160
5	1	TAPE RECCORDER		200	200
6	7	MOWER		4,779	4,779
7	3	LAWN EDGER		375	375
8	2	CHAIN SAW		474	474
9	1	ROTO TILLER		220	220
10	1	PORTABLE GENERATOR		709	709
11	2	TRAILER		1,891	1,891
12	1	AIR GUN		168	168
13	3	ADDING MACHINE		456	456
14	7	AIR CONDITICNER		4,277	4,277
15	1	HEATER		154	154
<b>TOTAL FIXED ASSETS</b>		<b>\$ 14,629</b>	<b>\$ 34,308</b>	<b>\$ 15,310</b>	<b>\$ 15,310</b>
<b>EXPENDITURE TRANSFERS AND REIMBURSEMENTS</b>					
600	COSTS APPLIED	\$	\$ 7,425CR	\$ 3,500CR	\$ 3,500CR
605	REIMBSD PROJECTS	\$	\$ 38,898CR	\$	\$
<b>TOTAL EXPENDITURE TRANSFERS AND REIMBURSEMENTS</b>		<b>\$</b>	<b>\$ 46,323CR</b>	<b>\$ 3,500CR</b>	<b>\$ 3,500CR</b>
<b>TOTAL DEPARTMENT 7300</b>		<b>\$ 1,203,220</b>	<b>\$ 1,333,875</b>	<b>\$ 1,543,008</b>	<b>\$ 1,543,008</b>

COUNTY OF SAN DIEGO FINAL BUDGET  
 1972-1973  
 BUDGET UNIT EXPENDITURE DETAIL  
 SCHEDULE 6  
 FUND - GENERAL-1001

FUNCTION - REC & CULTURAL SERVICES

ACTIVITY - RECREATION FACILITIES

BUDGET UNIT - 7400 SAN DIEGO CITY-COUNTY CAMP COMMISSION, HEADQUARTERS & FACILITIES

EXPENDITURES

APPROPRIATIONS  
 EXPENDITURE ESTIMATES RECOMMENDED 1972-1973  
 ADOPTED BY THE BOARD OF SUPERVISORS 1972-1973

SUB OBJECT ACCOUNT	EXPENDITURE CLASSIFICATION	ACTUAL EXPENDITURES 1970-1971	ACTUAL EXPENDITURES 1971-1972	EXPENDITURE ESTIMATES RECOMMENDED 1972-1973	ADOPTED BY THE BOARD OF SUPERVISORS 1972-1973
<b>SALARIES AND EMPLOYEE BENEFITS</b>					
101 SAL & WAGE PERM		\$ 44,646	\$ 52,547	\$	\$
102 SAL & WAGE NON PM		3,080	376		
<b>TOTAL SALARIES AND EMPLOYEE BENEFITS</b>		<b>\$ 47,726</b>	<b>\$ 52,923</b>	<b>\$</b>	<b>\$</b>
<b>SERVICES AND SUPPLIES</b>					
245 INS PUB LIABILITY		\$ 168	\$ 157	\$	\$
285 MNT EQ OFFICE & C		59	104		
300 MEMBERSHIPS		110			
310 OFFICE EXPENSE		1,220	915		
315 PROF & SPEC SERV		2,000	3,200		
325 RENT STR IMP GRND		158,450	178,180		
340 SPEC DEPT EXPENSE		272	67		
346 IN-CNTY & NON-TRVEL		121	444		
347 TRANS EMP AUTO		940	1,125		
<b>TOTAL SERVICES AND SUPPLIES</b>		<b>\$ 163,340</b>	<b>\$ 184,192</b>	<b>\$</b>	<b>\$</b>
<b>OTHER CHARGES</b>					
453 CONTR OTHER AGENC		\$ 17,628	\$ 20,690	\$	\$
<b>P01 JUNIOR TRAFFIC PATROL</b>					
<b>TOTAL OTHER CHARGES</b>		<b>\$ 17,628</b>	<b>\$ 20,690</b>	<b>\$</b>	<b>\$</b>
<b>FIXED ASSETS</b>					
510 EQUIPMENT		\$ 1,799	\$ 3,783	\$	\$
<b>NO. QUAN. DESCRIPTION</b>					
1	MINOR EQUIPMENT				
2	TOASTERS				
3	TYPEWRITER, ELECTRIC				
<b>TOTAL FIXED ASSETS</b>		<b>\$ 1,799</b>	<b>\$ 3,783</b>	<b>\$</b>	<b>\$</b>
<b>TOTAL DEPARTMENT 7400</b>		<b>\$ 230,493</b>	<b>\$ 261,588</b>	<b>\$</b>	<b>\$</b>

COUNTY OF SAN DIEGO FINAL BUDGET  
 1972-1973  
 BUDGET UNIT EXPENDITURE DETAIL  
 SCHEDULE 6  
 FUND - SDCCCC-CAMPING-1241

FUNCTION - REC &amp; CLLTURAL SERVICES

ACTIVITY - RECREATION FACILITIES

BUDGET UNIT - 7420 SAN DIEGO CITY - COUNTY CAMPING

SUB OBJECT ACCOUNT	EXPENDITURE CLASSIFICATION	EXPENDITURES		APPROPRIATIONS	
		ACTUAL EXPENDITURES 1970-1971	ACTUAL EXPENDITURES 1971-1972	EXPENDITURE ESTIMATES RECOMMENDED 1972-1973	ACCEPTED BY THE BOARD OF SUPERVISORS 1972-1973
<b>SALARIES AND EMPLOYEE BENEFITS</b>					
101	SAL & WAGE PERM	\$ 191,718	\$ 220,315	\$	\$
102	SAL & WAGE NON PM	42,102	43,748		
160	RETIREMENT CERS	16,037	17,391		
165	RETIREMENT OASDI	10,939	12,779		
170	EMP GROUP INS	3,999	4,928		
175	EMP. COMP. INS.	486	301		
	<b>TOTAL SALARIES AND EMPLOYEE BENEFITS</b>	<b>\$ 265,281</b>	<b>\$ 299,462</b>	<b>\$</b>	<b>\$</b>
<b>SERVICES AND SUPPLIES</b>					
205	AGRICULTURAL		13	\$	\$
210	CLCTF & PERS SUPP		447		
215	COMMUNICATIONS	138	637		
225	FOOD	745	937		
230	HOUSEHOLD EXPENSE	102,059	105,726		
244	INS COUNTY PROP	12,428	13,371		
245	INS PUB LIABILITY	141	881		
246	INS OTHER	1,040	1,037		
280	MAINT EQUIP AUTO	6,061	13,882		
285	MNT EQ OFFICE & C	93	45		
290	MNT STR IMP & GRN	5,483	10,913		
295	MED DENTAL & LAB	1,813	2,094		
305	MISCL EXPENSE	1			
310	OFFICE EXPENSE	787	693		
315	PROF & SPEC SERV		380		
325	RENT STR IMP GRND		1,793		
330	RENT LEASE EQUIP	468	1,389		
335	SMALL TOOLS & INS	236	404		
340	SPEC DEPT EXPENSE	704	3,472		
346	IN-CNTY & NON-TRVEL		14		
347	TRANS EMP AUTO	1,886	2,664		
348	TRANS OTHER	885	2,040		
350	UTILITIES		26,130		
	<b>TOTAL SERVICES AND SUPPLIES</b>	<b>\$ 134,968</b>	<b>\$ 188,538</b>	<b>\$</b>	<b>\$</b>
	<b>TOTAL DEPARTMENT 7420</b>	<b>\$ 400,249</b>	<b>\$ 488,000</b>	<b>\$</b>	<b>\$</b>

COUNTY OF SAN DIEGO FINAL BUDGET  
 1972-1973  
 BUDGET UNIT EXPENDITURE DETAIL  
 SCHEDULE 6  
 FUND - GENERAL-1001

FUNCTION - RECREATION/CULTURAL SERV  
 BUDGET UNIT - 7500 MUSEUMS AND ZOOS

ACTIVITY - CULTURAL SERVICES

SUB OBJECT ACCOUNT	EXPENDITURE CLASSIFICATION	EXPENDITURES		APPROPRIATIONS	
		ACTUAL EXPENDITURES 1970-1971	ACTUAL EXPENDITURES 1971-1972	EXPENDITURE ESTIMATES RECOMMENDED 1972-1973	ADOPTED BY THE BOARD OF SUPERVISORS 1972-1973
OTHER CHARGES 453 CONTR OTHER AGENC		\$ 106,575	\$ 125,528	\$ 134,530	\$ 119,430
P01	NATURAL HISTORY MUSEUM			\$ 29,000	\$ 29,000
P02	HISTORICAL SHRINE FOUNDATION			8,900	8,900
P03	MUSEUM OF MAN			19,000	19,000
P04	FINE ARTS SOCIETY			20,000	20,000
PC5	HALL OF CHAMPIONS			5,400	5,400
PC6	S.D. AEROSPACE MUSEUM			11,000	11,000
P07	HALL OF SCIENCE				
P08	SAN DIEGO HISTORICAL SOCIETY			10,000	10,000
PC9	SAN DIEGO ZOOLOGICAL SOCIETY			12,500	12,500
P10	HALL OF FAME			3,630	3,630
P11	UNALLOCATED			15,100	
TOTAL OTHER CHARGES		\$ 106,575	\$ 125,528	\$ 134,530	\$ 119,430
TOTAL DEPARTMENT 7500		\$ 106,575	\$ 125,528	\$ 134,530	\$ 119,430

186

COUNTY OF SAN DIEGO FINAL BUDGET  
 1972-1973  
 BUDGET UNIT EXPENDITURE DETAIL  
 SCHEDULE 6  
 FUND - CO DEBT SERVICE-1960

FUNCTION - DEBT SERVICE  
 BUDGET UNIT - 7950 DEBT SERVICE

ACTIVITY - BOND REDEMPTION & INT

SUB OBJECT ACCOUNT	EXPENDITURE CLASSIFICATION	EXPENDITURES		APPROPRIATIONS	
		ACTUAL EXPENDITURES 1970-1971	ACTUAL EXPENDITURES 1971-1972	EXPENDITURE ESTIMATES RECOMMENDED 1972-1973	ACCEPTED BY THE BOARD OF SUPERVISORS 1972-1973
OTHER CHARGES					
455 BOND REDEMPTION		\$ 1,050,000	\$ 1,055,000	\$ 1,080,000	\$ 1,080,000
456 INTEREST ON BONDS		322,374	294,651	260,661	260,661
460 INT NOTES & WARRS		1,621,642	1,234,322	1,470,000	1,120,000
TOTAL OTHER CHARGES		\$ 2,994,016	\$ 2,583,973	\$ 2,810,661	\$ 2,460,661
TOTAL DEPARTMENT 7950		\$ 2,994,016	\$ 2,583,973	\$ 2,810,661	\$ 2,460,661



COUNTY OF SAN DIEGO FINAL BUDGET  
 1972-1973  
 BUDGET UNIT EXPENDITURE DETAIL  
 SCHEDULE 6  
 FUND - SPECIAL AVIATION-1280

FUNCTION - PUBLIC SERVICES

ACTIVITY - AIRPRTS

BUDGET UNIT - 8050 PUBLIC WORKS AGENCY, SPECIAL AVIATION FUND

SUB OBJECT ACCOUNT	EXPENDITURE CLASSIFICATION	EXPENDITURES		APPROPRIATIONS	
		ACTUAL EXPENDITURES 1970-1971	ACTUAL EXPENDITURES 1971-1972	EXPENDITURE ESTIMATES RECOMMENDED 1972-1973	ACCPTEC BY THE BOARD OF SUPERVISORS 1972-1973
SERVICES AND SUPPLIES					
290 MNT STR IMP & GRN		\$	\$ 28,016	\$ 138,920	\$ 138,920
TOTAL SERVICES AND SUPPLIES		\$	\$ 28,016	\$ 138,920	\$ 138,920
EXPENDITURE TRANSFERS AND REIMBURSEMENTS					
600 COSTS APPLIED		\$ 20,000CR	\$ 39,718CR	\$ 25,000CR	\$ 25,000CR
TOTAL EXPENDITURE TRANSFERS AND REIMBURSEMENTS		\$ 20,000CR	\$ 39,718CR	\$ 25,000CR	\$ 25,000CR
TOTAL DEPARTMENT 8050		\$ 20,000CR	\$ 11,702CR	\$ 113,920	\$ 113,920

COUNTY OF SAN DIEGO FINAL BUDGET  
 1972-1973  
 BUDGET UNIT EXPENDITURE DETAIL  
 SCHEDULE 6  
 FUNC - GENERAL-1001

ACTIVITY - OTHER GENERAL

FUNCTION - CONTINGENCIES  
 BUDGET UNIT - 9300 GENERAL FUND

SUB OBJECT ACCOUNT	EXPENDITURE CLASSIFICATION	EXPENDITURES		APPROPRIATIONS	
		ACTUAL EXPENDITURES 1970-1971	ACTUAL EXPENDITURES 1971-1972	EXPENDITURE ESTIMATES RECOMMENDED 1972-1973	ADOPTED BY THE BOARD OF SUPERVISORS 1972-1973
CONTINGENCIES					
705 RESERVE FOR CONTG		\$	\$	\$ 3,000,000	\$ 1,500,000
TOTAL CONTINGENCIES		\$	\$	\$ 3,000,000	\$ 1,500,000
TOTAL DEPARTMENT 9300		\$	\$	\$ 3,000,000	\$ 1,500,000

COUNTY OF SAN DIEGO FINAL BUDGET

1972-1973  
 BUDGET UNIT EXPENDITURE DETAIL  
 SCHEDULE 6  
 FUND - FISH & GAME-1210

FUNCTION - CONTINGENCIES

ACTIVITY - OTHER GENERAL

BUDGET UNIT - 9301 FISH AND GAME FUND

SUB OBJECT ACCOUNT	EXPENDITURE CLASSIFICATION	EXPENDITURES		APPROPRIATIONS	
		ACTUAL EXPENDITURES 1970-1971	ACTUAL EXPENDITURES 1971-1972	EXPENDITURE ESTIMATES RECOMMENDED 1972-1973	ACCEPTED BY THE BOARD OF SUPERVISORS 1972-1973
CONTINGENCIES					
705 RESERVE FOR CONTG		\$	\$	\$ 1,000	\$ 1,000
TOTAL CONTINGENCIES		\$	\$	\$ 1,000	\$ 1,000
TOTAL DEPARTMENT 9301		\$	\$	\$ 1,000	\$ 1,000

COUNTY OF SAN DIEGO FINAL BUDGET  
 1972-1973  
 BUDGET UNIT EXPENDITURE DETAIL  
 SCHEDULE 6  
 FUND - COUNTY LIBRARY-1220

ACTIVITY - OTHER GENERAL

FUNCTION - CONTINGENCIES  
 BUDGET UNIT - 9302 COUNTY LIBRARY FUND

SUB OBJECT ACCOUNT	EXPENDITURE CLASSIFICATION	EXPENDITURES		APPROPRIATIONS	
		ACTUAL EXPENDITURES 1970-1971	ACTUAL EXPENDITURES 1971-1972	EXPENDITURE ESTIMATES RECOMMENDED 1972-1973	APPROVED BY THE BOARD OF SUPERVISORS 1972-1973
CONTINGENCIES					
705 RESERVE FOR CONTG		\$	\$	\$ 5,000	\$ 5,000
TOTAL CONTINGENCIES		\$	\$	\$ 5,000	\$ 5,000
TOTAL DEPARTMENT 9302		\$	\$	\$ 5,000	\$ 5,000

COUNTY OF SAN DIEGO FINAL BUDGET  
 1972 - 1973  
 DETAILS OF PROVISIONS FOR RESERVE  
 (WITH SUPPLEMENTAL DATA AFFECTING RESERVE TOTALS)  
 SCHEDULE 7

DESCRIPTION - PURPOSE	RESERVE BALANCE AS OF JUNE 30, 1972	DECREASES BY CANCELLATION MADE AVAILABLE FOR FINANCING		INCREASES OR NEW RESERVES TO BE PROVIDED IN BUDGET YEAR		TOTAL RESERVE FOR BUDGET YEAR	FUND
		RECOMMENDED	ADOPTED BY THE BOARD OF SUPERVISORS	RECOMMENDED	ADOPTED BY THE BOARD OF SUPERVISORS		
RESERVE FOR LONG TERM DEPOSIT	\$ 197,313	\$	\$	\$	\$	\$ 197,313	GENERAL
RESERVE FOR INVENTORIES	1,199,458					1,199,458	GENERAL
RESERVE FOR NOTES RECEIVABLE	204,741					204,741	GENERAL
RESERVE FOR DUE FROM OTHER FUNDS - LOANS	628					628	GENERAL
RESERVE FOR LONG TERM DEPOSITS	1,024,585					1,024,585	ROAD
RESERVE FOR ACCOUNTS RECEIVABLE	9,606					9,606	ROAD
RESERVE FOR LONG TERM DEPOSITS	4,110					4,110	FISH & GAME
RESERVE FOR LONG TERM DEPOSITS	13					13	COUNTY LIBRARY
RESERVE FOR INVENTORIES	9,303					9,303	COUNTY LIBRARY
RESERVE FOR INVENTORIES	99,255					99,255	ROAD
GENERAL RESERVE	14,175	4,725	4,725			9,450	DEBT SERVICE
TOTAL COUNTY FUNDS	\$ 2,763,187	\$ 4,725	\$ 4,725	\$	\$	\$ 2,758,462	

COUNTY OF SAN DIEGO FINAL BUDGET  
 1972-1973  
 STATUS OF EXPENDITURES FROM BOND (CONSTRUCTION) FUNDS  
 SPECIAL INFORMATION STATEMENT  
 SCHEDULE 8

DESCRIPTION ISSUE-FUND-PROJECT IDENTIFICATION	AMOUNT OF BONDS AUTHORIZED	AMOUNT OF BONDS SOLD TO DATE	TOTAL ACTUAL OR ESTIMATED PROJECT COST	TOTAL EXPENDITURES AS OF	
				FROM BOND PROCEEDS	FROM OTHER SOURCES

THERE WERE NO TRANSACTIONS TO BE REPORTED DURING THE PERIOD JULY 1, 1971 TO JUNE 30, 1972.

COUNTY OF SAN DIEGO FINAL BUDGET  
1972-1973

OPERATIONS OF WORKING CAPITAL FUND  
SPECIAL INFORMATION STATEMENT  
SCHEDULE 9

THE FOLLOWING WORKING CAPITAL AND REVOLVING FUND BUDGETS ARE FOR INFORMATIONAL PURPOSES. THESE FUNDS ARE ESTABLISHED TO ACCOUNT FOR SERVICES RENDERED TO OTHER DEPARTMENTS OF THE COUNTY AND THEIR OPERATIONS ARE FINANCED BY CHARGES MADE FOR SERVICES RENDERED BY EACH FUND. ALL COSTS FOR PROVIDING THE SERVICES ARE RECOVERED BY CHARGES TO THE FUND AND DEPARTMENT BENEFITING FROM THE SERVICES OR SUPPLIES RECEIVED.

OPERATING DETAILS	ACTUAL 1970-71	ACTUAL/ESTIMATED 1971-72	PROPOSED ESTIMATES 1972-73	APPROVED ESTIMATES 1972-73
<b>FUNCTION - GENERAL</b>				
<b>SERVICE ACTIVITY - COMMUNICATIONS</b>				
<b>FUND - PUBLIC WORKS AGENCY-1910</b>				
INCOME	\$ 367,691	\$ 90,808	\$ 40,000	\$ 40,000
TRANSFERS FROM OTHER FUNDS				
EXPENSES		135,559		
COST OF INVENTORIES MATERIALS AND SUPPLIES USED	359,552		40,000	40,000
TOTAL EXPENSES	359,552	135,559	40,000	40,000
EXCESS INCOME OVER (UNDER) EXPENSES	\$ 8,139	\$ (44,751)	\$	\$
<b>FUNCTION - PUBLIC ASSISTANCE</b>				
<b>SERVICE ACTIVITY - HOSPITAL CARE</b>				
<b>FUND - EDGEWOOD GERIATRIC HOSPITAL</b>				
<b>WORKING CAPITAL-1912</b>				
INCOME	\$ 10,679	\$ 10,789	\$ 11,000	\$ 11,000
CHARGES FOR SERVICES				
EXPENSES				
COST OF INVENTORIES MATERIALS AND SUPPLIES	9,932	10,059	10,250	10,250
GENERAL OPERATING EXPENSES	318	245	300	300
TOTAL EXPENSES	10,250	10,304	10,550	10,550
EXCESS INCOME OVER (UNDER) EXPENSES	\$ 429	\$ 485	\$ 450	\$ 450
<b>FUNCTION - PUBLIC PROTECTION</b>				
<b>SERVICE ACTIVITY - DETENTION AND CORRECTION</b>				
<b>FUND - JAIL STORES WORKING CAPITAL-1915</b>				
INCOME	\$ 195,430	\$ 180,444	\$ 200,000	\$ 200,000
CHARGES FOR SERVICES				
EXPENSES				
COST OF INVENTORIES MATERIALS AND SUPPLIES USED	7,276	7,987	8,000	8,000
INVENTORY-BEGINNING OF YEAR				
PLUS: PURCHASES DURING YEAR	136,794	131,543	138,000	138,000
TOTAL AVAILABLE	144,070	139,530	146,000	146,000
LESS: INVENTORY-END OF YEAR	7,985	9,650	8,000	8,000
TOTAL	136,085	129,880	138,000	138,000
GENERAL OPERATING EXPENSE	32,192	29,706	41,000	41,000
TOTAL EXPENSES	168,277	159,586	179,000	179,000
EXCESS INCOME OVER (UNDER) EXPENSES	\$ 27,153	\$ 20,858	\$ 21,000	\$ 21,000
<b>FIXED ASSETS EXPENDITURES</b>				
EQUIPMENT	\$ 2,178	\$ 1,058	\$ 1,500	\$ 1,500
TOTAL FIXED ASSETS	\$ 2,178	\$ 1,058	\$ 1,500	\$ 1,500

COUNTY OF SAN DIEGO FINAL BUDGET  
1972-1973  
OPERATIONS OF WORKING CAPITAL FUND  
SPECIAL INFORMATION STATEMENT  
SCHEDULE 9

OPERATING DETAILS	ACTUAL 1970-71	ACTUAL/ESTIMATED 1971-72	PROPOSED ESTIMATES 1972-73	APPROVED ESTIMATES 1972-73
FUNCTION - GENERAL				
SERVICE ACTIVITY - FINANCE				
FUND - PURCHASING REVOLVING-1921				
INCOME				
CHARGES FOR SERVICES	\$ 2,022,836	\$ 2,252,508	\$ 2,400,000	\$ 2,400,000
EXPENSES		1,850		
COST OF INVENTORIES MATERIALS AND SUPPLIES USED	2,022,193	2,253,077	2,400,000	2,400,000
TOTAL EXPENSES	2,022,193	2,254,927		
EXCESS INCOME OVER (UNDER) EXPENSES	\$ 643	\$ (2,419)	\$ 2,400,000	\$ 2,400,000
FUNCTION - PUBLIC PROTECTION				
SERVICE ACTIVITY - DETENTION AND CORRECTION				
FUND - COUNTY HONOR CAMPS WORKING CAPITAL-1931				
INCOME				
CHARGES FOR SERVICES	\$ 37,751	\$ 45,910	\$ 45,000	\$ 45,000
EXPENSES				
COST OF INVENTORIES MATERIALS AND SUPPLIES USED	33,345	39,643	36,000	36,000
GENERAL OPERATING EXPENSES	1,528	1,921	2,000	2,000
TOTAL EXPENSES	34,873	41,564	38,000	38,000
EXCESS INCOME OVER (UNDER) EXPENSES	\$ 2,877	\$ 4,344	\$ 7,000	\$ 7,000
FUNCTION - ROAD				
SERVICE ACTIVITY - CONSTRUCTION & MAINTENANCE				
FUND - ROAD DEPARTMENT WORKING CAPITAL-1940				
INCOME				
CHARGES FOR SERVICES	\$ 1,246,297	\$ 1,185,467	\$ 1,285,140	\$ 1,285,140
TRANSFERS FROM OTHER FUNDS			108,245	108,245
MISCELLANEOUS REVENUE	75,450	20,878	34,250	34,250
TOTAL INCOME	\$ 1,321,747	\$ 1,206,345	\$ 1,427,635	\$ 1,427,635
EXPENSES				
MAINTENANCE OF EQUIPMENT				
TOTAL EXPENSES	934,647	934,067	1,016,190	1,016,190
EXCESS INCOME OVER (UNDER) EXPENSES	\$ 387,100	\$ 272,279	\$ 411,445	\$ 411,445
FIXED ASSETS EXPENDITURES				
EQUIPMENT	387,100	421,070	411,445	411,445
TOTAL FIXED ASSETS	\$ 387,100	\$ 421,070	\$ 411,445	\$ 411,445
FUNCTION-PUBLIC PROTECTION				
SERVICE ACTIVITY - DETENTION AND CORRECTION				
FUND - RANCHO DEL CAMPO WORKING CAPITAL-1962				
INCOME				
CHARGES FOR SERVICES	\$ 3,132	\$ 2,138	\$ 2,875	\$ 2,875
COST OF INVENTORIES MATERIALS AND SUPPLIES USED	2,194	1,897	2,150	2,150
TOTAL EXPENSES	2,194	1,897	2,150	2,150
EXCESS INCOME OVER (UNDER) EXPENSES	\$ 938	\$ 240	\$ 725	\$ 725



COUNTY OF SAN DIEGO FINAL BUDGET  
1972-1973  
OPERATIONS OF WORKING CAPITAL FUND  
SPECIAL INFORMATION STATEMENT  
SCHEDULE 9

OPERATING DETAILS	ACTUAL 1970-71	ACTUAL/ESTIMATED 1971-72	PROPOSED ESTIMATES 1972-73	APPROVED ESTIMATES 1972-73
FUNCTION - RECREATION & CULTURAL SERVICES				
SERVICE ACTIVITY - RECREATION FACILITIES				
FUND - CITY COUNTY CAMP COMMISSION WORKING CAPITAL				
INCOME		\$ 652		
COST OF INVENTORIES MATERIALS AND SUPPLIES USED		\$ 615		
EXCESS INCOME OVER (UNDER) EXPENSES		\$ 36		

SPECIAL DISTRICTS

GOVERNED THROUGH BOARD OF SUPERVISORS

COUNTY OF SAN DIEGO FINAL BUDGET  
1972-1973  
SUMMARY OF SPECIAL DISTRICT BUDGETS  
GOVERNED THROUGH BOARD OF SUPERVISORS  
SCHEDULE 11

FUND	EXPENDITURES	APPROPRIATIONS CONTINGENCIES	REQUIREMENTS PROVISIONS FOR RESERVES (INCREASES OR NEW RESERVES)	TOTAL REQUIREMENTS
LIGHTING DISTRICTS				
BLACKTON HIGHWAY LIGHTING DISTRICT	\$ 880	\$ 80	\$	\$ 960
CARDIFF PUBLIC HIGHWAY LIGHTING DISTRICT	25,990	2,320		28,310
EDEN GARDENS LIGHTING DISTRICT	1,160	100		1,260
EL CAJON HIGHWAY LIGHTING DISTRICT	1,760	160	2,020	3,940
ENCINITAS LIGHTING DISTRICT	150	10		160
FALLBROOK HIGHWAY LIGHTING DISTRICT	12,330	1,100		13,430
HARBORSIDE LIGHTING DISTRICT	6,480	580		7,060
JULIAN PUBLIC HIGHWAY LIGHTING DISTRICT	670	60		730
LAKESIDE PUBLIC HIGHWAY LIGHTING DISTRICT	14,360	1,280		15,640
LEMON GROVE LIGHTING DISTRICT	49,220	4,390	750	54,360
APPLE TEMPORARY ZONE			80	80
BULLIED TEMPORARY ZONE			485	485
DOUGLAS TEMPORARY ZONE			80	80
GODFREY TEMPORARY ZONE			1,420	1,420
RIGGS TEMPORARY ZONE			325	325
SCHEIDER TEMPORARY ZONE			1,950	1,950
POWAY LIGHTING DISTRICT	4,700	420	70	5,190
GIBSON TEMPORARY ZONE			450	450
STEVENS TEMPORARY ZONE			505	505
RAMONA PUBLIC HIGHWAY LIGHTING DISTRICT	6,430	570		7,000
REXFORD LIGHTING DISTRICT	5,000	450	70	5,520
KARLIN TEMPORARY ZONE			700	700
WEAVER TEMPORARY ZONE			810	810
SAN MARCOS HIGHWAY LIGHTING DISTRICT	1,150	100	1,360	2,610
SOLANA BEACH PUBLIC HIGHWAY LIGHTING DISTRICT	11,100	990		12,090
SPRING VALLEY LIGHTING DISTRICT	33,500	2,990		36,490
GRAY TEMPORARY ZONE			1,100	1,100
GROGGETT TEMPORARY ZONE			1,420	1,420
MCCANN TEMPORARY ZONE			695	695
SYCAMORE HILLS LIGHTING DISTRICT	22,750	2,030		24,780
VISTA LA MESA PUBLIC HIGHWAY LIGHTING DISTRICT	2,410	210		2,620
TOTAL LIGHTING DISTRICTS	\$ 200,040	\$ 17,840	\$ 14,290	\$ 232,170

COUNTY OF SAN DIEGO FINAL BUDGET  
1972-1973  
SUMMARY OF SPECIAL DISTRICT BUDGETS  
GOVERNED THROUGH BOARD OF SUPERVISORS  
SCHEDULE 11

. . . . . MEANS OF FINANCING . . . . .

AVAILABLE FINANCING	TOTAL	CURRENT PROPERTY TAX TO UNSECURED	BALANCE BUDGET SECURED	TAX RATE ON SECURED ROLL (ACTUAL)
\$ 144	\$ 816	\$	\$ 816	.228
3,898	24,412	520	23,892	.201
180	1,080	12	1,068	.182
1,027	2,913		2,913	.804
27	133		133	.065
2,202	11,228	561	10,667	.194
1,048	6,012	77	5,935	.157
132	598	47	551	.117
2,996	12,644	836	11,808	.159
2,410	51,950	258	51,692	.276
	80		80	.070
	485		485	.163
	80		80	.080
	1,420		1,420	.306
	325		325	.133
	1,950		1,950	.510
237	4,953	10	4,943	.223
	450		450	.156
	505		505	.318
963	6,037	258	5,779	.197
260	5,260	12	5,248	.308
	700		700	.349
	810		810	.374
337	2,273		2,273	.389
3,294	8,796	818	7,978	.079
4,064	32,426	177	32,249	.225
	1,100		1,100	.556
	1,420		1,420	.605
	695		695	.420
3,294	21,486	182	21,304	.180
319	2,301	28	2,273	.098
\$ 26,832	\$ 205,338	\$ 3,796	\$ 201,542	

COUNTY OF SAN DIEGO FINAL BUDGET  
1972-1973  
SUMMARY OF SPECIAL DISTRICT BUDGETS  
GOVERNED THROUGH BOARD OF SUPERVISORS  
SCHEDULE 11

FUND	APPROPRIATIONS		REQUIREMENTS	TOTAL
EXPENDITURES	CONTINGENCIES	PROVISIONS FOR RESERVES (INCREASES OR NEW RESERVES)	REQUIREMENTS	REQUIREMENTS
LIGHTING MAINTENANCE DISTRICTS				
BROOKSIDE LIGHTING MAINTENANCE DISTRICT	\$ 4,210	\$ 380	\$	\$ 4,590
CARLTON OAKS LIGHTING MAINTENANCE DISTRICT	450	40		490
DONALD WAY LIGHTING MAINTENANCE DISTRICT	150	10		160
ENCINITAS LIGHTING MAINTENANCE DISTRICT NO. 1	9,510	850		10,360
JACUMBA LIGHTING MAINTENANCE DISTRICT	1,290	120		1,410
LAKE SAN MARCOS LIGHTING MAINTENANCE DISTRICT	6,510	580		7,090
LEMON GROVE LIGHTING MAINTENANCE DISTRICT	2,970	260		3,230
LEUCADIA LIGHTING MAINTENANCE DISTRICT	730	70		800
PEPPER DRIVE LIGHTING MAINTENANCE DISTRICT	1,380	120		1,500
ROYAL CREST LIGHTING MAINTENANCE DISTRICT	450	40		490
SAN DIEGO COUNTY LIGHTING MAINTENANCE DISTRICT NO. 1	137,980	10,090	4,090	152,160
SAN DIEGO COUNTY LIGHTING MAINTENANCE DISTRICT NO. 2	9,800	650		10,450
SPRING VALLEY LIGHTING DISTRICT	11,800	1,050		12,850
SUNSHINE PARK LIGHTING MAINTENANCE DISTRICT	890	80		970
WINTER GARDENS LIGHTING MAINTENANCE DISTRICT	2,480	220	270	2,970
PILLOW TEMPORARY ZONE			1,540	1,540
<b>TOTAL LIGHTING MAINTENANCE DISTRICTS</b>	<b>\$ 190,600</b>	<b>\$ 14,560</b>	<b>\$ 5,900</b>	<b>\$ 211,060</b>

COUNTY OF SAN DIEGO FINAL BUDGET  
 1972-1973  
 SUMMARY OF SPECIAL DISTRICT BUDGETS  
 GOVERNED THROUGH BOARD OF SUPERVISORS  
 SCHEDULE 11

MEANS OF FINANCING

AVAILABLE FINANCING	TOTAL	CURRENT PROPERTY TAX TO UNSECURED	BALANCE BUDGET SECURED	TAX RATE ON SECURED ROLL (ACTUAL)
\$ 659	\$ 3,931	\$ 7	\$ 3,924	.184
355	135		135	.118
28	132		132	.393
2,000	8,360	366	7,994	.466
228	1,182	1	1,181	.397
2,490	4,600	43	4,557	.049
1,486	1,744	109	1,635	.226
652	148		148	.114
235	1,265		1,265	.247
81	409		409	.148
61,597	90,563	90	90,473	.208
9,043	1,407	112	1,295	.018
1,401	11,449	27	11,422	.178
145	825		825	.387
558	2,412		2,412	.277
	1,540		1,540	.259
\$ 80,958	\$ 130,102	\$ 755	\$ 129,347	

COUNTY OF SAN DIEGO FINAL BUDGET  
 1972-1973  
 SUMMARY OF SPECIAL DISTRICT BUDGETS  
 GOVERNED THROUGH BOARD OF SUPERVISORS  
 SCHEDULE 11

FUND	APPROPRIATIONS		REQUIREMENTS	TOTAL
	EXPENDITURES	CONTINGENCIES	PROVISIONS RESERVES (INCREASES OR NEW RESERVES)	REQUIREMENTS
<b>SANITATION DISTRICTS</b>				
<b>ALPINE SANITATION DISTRICT</b>				
MAINTENANCE FUND				
DEBT SERVICE 1953 (115M) FUND	\$ 41,330	\$ 3,500	\$ 10,000	\$ 54,830
DEBT SERVICE 1953 (5M) FUND - 1971	6,125			6,125
	29,580		10,687	40,267
<b>BUENA SANITATION DISTRICT</b>				
MAINTENANCE FUND	87,500	4,500	5,000	97,000
DEBT SERVICE 1964 SEWER FUND	138,892		1,125	140,017
<b>CARDIFF SANITATION DISTRICT</b>				
MAINTENANCE FUND	1,440,100	11,700	25,000	1,476,800
DEBT SERVICE 1956 FUND	17,000			17,000
1965 SEWER REVENUE FUND	160,842			160,842
1965 SEWER MAINTENANCE & OPERATION FUND	77,000			77,000
1965 SEWER REVENUE BOND - INTEREST FUND	22,510			22,510
1965 SEWER REVENUE BOND - RETIREMENT FUND	15,000			15,000
1965 SEWER REVENUE BOND - RESERVE FUND	42,720			42,720
1965 SEWER REVENUE BOND - SURPLUS FUND	10			10
<b>JULIAN SANITATION DISTRICT</b>				
MAINTENANCE FUND	10,200	570		10,770
DEBT SERVICE 1953 FUND	3,100			3,100
<b>LAKESIDE SANITATION DISTRICT</b>				
MAINTENANCE FUND	683,625	17,300	5,000	705,925
DEBT SERVICE 1958 FUND	19,588			19,588
<b>LEMON GROVE SANITATION DISTRICT</b>				
MAINTENANCE FUND	319,550	21,000	2,000	342,550
<b>MONTGOMERY SANITATION DISTRICT</b>				
MAINTENANCE FUND	348,475	14,100	2,000	364,575
<b>PINE VALLEY SANITATION DISTRICT</b>				
MAINTENANCE FUND	11,475	1,100		12,575
<b>RAMONA SANITATION DISTRICT</b>				
MAINTENANCE FUND	91,900	6,100	9,000	107,000
DEBT SERVICE 1949 - 1971	77,415		52,655	130,070
<b>RANCHO SANTA FE SANITATION DISTRICT</b>				
MAINTENANCE FUND	92,150	7,300	3,000	102,450
DEBT SERVICE 1960	9,415			9,415

COUNTY OF SAN DIEGO FINAL BUDGET  
 1972-1973  
 SUMMARY OF SPECIAL DISTRICT BUDGETS  
 GOVERNED THROUGH BOARD OF SUPERVISORS  
 SCHEDULE 11

MEANS OF FINANCING

AVAILABLE FINANCING	TOTAL	CURRENT PROPERTY TAX TO UNSECURED	BALANCE BUDGET SECURED	TAX RATE ON SECURED ROLL (ACTUAL)
\$ 40,367	\$ 14,463	\$ 355	\$ 14,108	.722
1,169	4,956	174	4,782	.242
34,825	5,442	90	5,352	.274
-97,000				
25,434	114,583	181	114,402	1.028
1,409,963	66,837	432	66,405	.425
634	16,366	196	16,170	.104
160,842				
77,000				
22,510				
15,000				
42,720				
10				
7,858	2,912	27	2,885	.609
(69)	3,169	61	3,108	.656
-705,510	415	415		
2,085	17,503	146	17,357	.071
341,943	607	607		
363,650	925	925		
12,575				
106,038	962	962		
72,228	57,842	77	57,765	1.180
51,652	50,798	340	50,458	.769
814	8,601	49	8,552	.131



COUNTY OF SAN DIEGO FINAL BUDGET  
1972-1973  
SUMMARY OF SPECIAL DISTRICT BUDGETS  
GOVERNED THROUGH BOARD OF SUPERVISORS  
SCHEDULE 11

FUND	EXPENDITURES	APPROPRIATIONS CONTINGENCIES	REQUIREMENTS PROVISIONS FOR RESERVES (INCREASES OR NEW RESERVES)	TOTAL REQUIREMENTS
SANITATION DISTRICTS				
ROLANDO SANITATION DISTRICT MAINTENANCE FUND	\$ 24,405	\$ 2,300	\$ 500	\$ 27,205
SOLANA BEACH SANITATION DISTRICT MAINTENANCE FUND	808,900	10,700		819,600
1965 SEWER REVENUE FUND	130,700			130,700
1965 SEWER MAINTENANCE & OPERATION FUND	73,100			73,100
1965 SEWER REVENUE BOND - INTEREST FUND	23,447			23,447
1965 SEWER REVENUE BOND - RETIREMENT FUND	15,000			15,000
1965 SEWER REVENUE BOND - RESERVE FUND	43,470			43,470
1965 SEWER REVENUE BOND - SURPLUS FUND	600			600
SPRING VALLEY SANITATION DISTRICT MAINTENANCE FUND	1,309,900	36,300	22,000	1,368,200
DEBT SERVICE 1956 FUND	50,588			50,588
1962 SEWER REVENUE FUND	695,360			695,360
1962 SEWER REVENUE MAINTENANCE & OPERATION FUND	203,650			203,650
1962 SEWER REVENUE BOND - INTEREST FUND	45,804			45,804
1962 SEWER REVENUE BOND - PRINCIPAL FUND	45,000			45,000
1962 SEWER REVENUE BOND - RESERVE FUND	102,932			102,932
1962 SEWER REVENUE BOND - SURPLUS REVENUE FUND	85,500			85,500
WHISPERING PALMS SANITATION DISTRICT MAINTENANCE FUND	285,445	1,400		286,845
TOTAL SANITATION DISTRICTS	\$ 7,689,303	\$ 137,870	\$ 147,967	\$ 7,975,140

COUNTY OF SAN DIEGO FINAL BUDGET  
 1972-1973  
 SUMMARY OF SPECIAL DISTRICT BUDGETS  
 GOVERNED THROUGH BOARD OF SUPERVISORS  
 SCHEDULE 11

MEANS OF FINANCING

AVAILABLE FINANCING	TOTAL	CURRENT PROPERTY TAX TO UNSECURED	BALANCE BUDGET SECURED	TAX RATE ON SECURED ROLL (ACTUAL)
\$ 25,116	\$ 2,089	\$ 20	\$ 2,069	.040
761,947	57,653	866	56,787	.277
130,700				
73,100				
23,447				
15,000				
43,470				
600				
1,273,467	94,733	621	94,112	.145
4,478	46,110	312	45,798	.069
695,360				
203,650				
45,804				
45,000				
102,932				
85,500				
276,075	10,770	53	10,717	.528
\$ 7,397,404	\$ 577,736	\$ 6,909	\$ 570,827	

COUNTY OF SAN DIEGO FINAL BUDGET  
 1972-1973  
 SUMMARY OF SPECIAL DISTRICT BUDGETS  
 GOVERNED THROUGH BOARD OF SUPERVISORS  
 SCHEDULE 11

FUND	APPROPRIATIONS		REQUIREMENTS	TOTAL REQUIREMENTS
	EXPENDITURES	CONTINGENCIES	PROVISIONS FOR RESERVES (INCREASES OR NEW RESERVES)	
RECREATION AND PARK DISTRICTS				
SPRING VALLEY RECREATION AND PARK DISTRICT	\$ 45,720	\$	\$	\$ 45,720
MAINTENANCE DISTRICTS				
RANCHO SANTA FE MAINTENANCE DISTRICT MAINTENANCE FUND	\$ 54,614	\$ 3,000	\$	\$ 57,614
SAN DIEGO COUNTY DRAINAGE MAINTENANCE DISTRICT NO. 1 MAINTENANCE FUND	10,100			10,100
WINTER GARDENS SEWER MAINTENANCE DISTRICT MAINTENANCE	83,900	5,500		89,400
TOTAL MAINTENANCE DISTRICTS	\$ 148,614	\$ 8,500	\$	\$ 157,114
COMMUNITY SERVICES DISTRICTS				
CARDIFF MARINA COMMUNITY SERVICE DISTRICT MAINTENANCE FUND	\$ 4,200	\$	\$	\$ 4,200

COUNTY OF SAN DIEGO FINAL BUDGET  
 1972-1973  
 SUMMARY OF SPECIAL DISTRICT BUDGETS  
 GOVERNED THROUGH BOARD OF SUPERVISORS  
 SCHEDULE 11

MEANS OF FINANCING

AVAILABLE FINANCING	TOTAL	CURRENT PROPERTY TAX TO BALANCE BUDGET UNSECURED	SECURED	TAX RATE ON SECURED ROLL (ACTUAL)
\$ 11,389	\$ 34,331	\$ 2,215	\$ 32,116	.146
\$ 11,874	\$ 45,740	\$ 97	\$ 45,643	.166
5,679	4,421		4,421	.190
89,313	87	87		
\$ 106,866	\$ 50,248	\$ 184	\$ 50,064	
\$ 4,200	\$	\$	\$	

COUNTY OF SAN DIEGO FINAL BUDGET  
1972-1973  
SUMMARY OF SPECIAL DISTRICT BUDGETS  
GOVERNED THROUGH BOARD OF SUPERVISORS  
SCHEDULE 11

FUND	APPROPRIATIONS		REQUIREMENTS	TOTAL
	EXPENDITURES	CONTINGENCIES	PROVISIONS FOR RESERVES (INCREASES OR NEW RESERVES)	REQUIREMENTS
COUNTY SERVICE AREAS				
NO. 1 WHISPERING PALMS	\$ 24,377	\$ 2,111	\$ 3,000	\$ 29,488
NO. 2 LA COSTA	141,060	7,500		148,560
NO. 4 MAJESTIC PINES, ZONES A, B & C	32,175	2,500	17,606	52,281
NO. 5 HIGH VALLEY	3,770	356		4,126
NO. 6 PAUMA VALLEY	8,651	816	408	9,875
NO. 7 RAINBOW VALLEY	6,485	150	1,379	8,014
NO. 8 MAGEE ROAD	2,973	260	1,757	4,990
NO. 9 SANTA FE				
ZONE A	1,102	104	160	1,366
ZONE B	2,709	256	128	3,093
ZONE C	6,111	555	14,246	20,912
NO. 10 DAVIS DRIVE	785	74	37	896
NO. 11 BERNARDO ROAD				
ZONE A	700	66	33	799
ZONE B	700	66	33	799
ZONE C	1,548	116	2,053	3,717
ZONE D	667	48	1,356	2,071
NO. 12 LOMAIR	1,182	112	56	1,350
NO. 13 PALA MESA				
ZONE A	15,895	1,500	750	18,145
ZONE B, STEWARD CANYON	6,007	567	2,626	9,200
NO. 14 RANCHO DIEGO	2,243	65	6,453	8,761
NO. 15 VIA PUERTA DEL SOL	317		3,961	4,278
NO. 16 WYNOLA	2,751	259	130	3,140
NO. 17 SAN DIEGUITO	88,435	500	19,860	108,795
NO. 18 HARRISON PARK	5,425	450	3,742	9,617
ZONE A	434		2,891	3,325
NO. 20 DAILY ROAD	4,271	380	2,171	6,822
NO. 21 PAUMA HEIGHTS	3,163	253	2,245	5,661
NO. 22 WEST DAUCHERTY STREET	466	37	629	1,132
NO. 23 ROCK TERRACE	341	27	478	846
NO. 24 MT WHITNEY ROAD	659	47	1,291	1,997
NO. 25 JACUMBA	350	35	40	425
NO. 26 RANCHO SAN DIEGO	109,141	10,914		120,055
NO. 27 GLASGOW AVENUE	372		875	1,247
NO. 28 DATE STREET	338		875	1,213
NO. 29 CORTEZ WAY	184		528	712
NO. 30 ROYAL OAKS DRIVE & CARROLL LANE	2,223	145	2,007	4,375
NO. 31 ELTINGE DRIVE	452		1,274	1,726
NO. 32 CARLETON HILLS	4,128	389	195	4,712
NO. 33 SOLANA BEACH	5,552	462	2,166	8,180
NO. 34 EIGHTH STREET	551	30	678	1,259
TOTAL COUNTY SERVICE AREAS	\$ 488,693	\$ 31,150	\$ 98,117	\$ 617,960

COUNTY OF SAN DIEGO FINAL BUDGET  
 1972-1973  
 SUMMARY OF SPECIAL DISTRICT BUDGETS  
 GOVERNED THROUGH BOARD OF SUPERVISORS  
 SCHEDULE 11

MEANS OF FINANCING

AVAILABLE FINANCING	TOTAL	CURRENT PROPERTY TAX TO BALANCE BUDGET	UNSECURED	SECURED	TAX RATE ON SECURED ROLL (ACTUAL)
\$ 16,382	\$ 13,106	\$ 182	\$ 12,924		.626
30,146	118,414	4,887	113,527		.854
52,260	21	21			
2,740	1,386		1,386		.161
3,522	6,353		6,353		.708
1,787	6,227	106	6,121		.230
2,954	2,036		2,036		.944
(423)	1,789		1,789		.855
815	2,278		2,278		.727
11,960	8,952		8,952		.349
431	465		465		.554
799					
799					
1,222	2,495		2,495		1.414
691	1,380		1,380		1.531
281	1,069		1,069		1.761
7,273	10,872		10,872		.521
8,573	627		627		.097
725	8,036		8,036		1.947
1,190	3,088		3,088		.533
2,115	1,025		1,025		.635
21,396	87,399	2,166	85,233		.062
1,287	8,330		8,330		1.597
1,769	1,556		1,556		.491
4,120	2,702		2,702		.363
5,661					
667	465		465		.150
415	431		431		.899
618	1,379		1,379		2.957
206	219		219		.062
120,055					
166	1,081		1,081		1.593
904	309		309		.593
264	448		448		.757
234	4,141		4,141		1.693
191	1,535		1,535		1.885
	4,712		4,712		.030
2,156	6,024		6,024		.038
186	1,073		1,073		1.359
\$ 306,537	\$ 311,423	\$ 7,362	\$ 304,061		

COUNTY OF SAN DIEGO FINAL BUDGET  
1972-1973  
SUMMARY OF SPECIAL DISTRICT BUDGETS  
GOVERNED THROUGH BOARD OF SUPERVISORS  
SCHEDULE 11

FUND	EXPENDITURES	APPROPRIATIONS CONTINGENCIES	REQUIREMENTS PROVISIONS FOR RESERVES (INCREASES OR NEW RESERVES)	TOTAL REQUIREMENTS
COUNTY FLOOD CONTROL DISTRICT				
ZONE 1	\$ 325,400	\$ 8,450	\$ 25,300	\$ 359,150
ZONE 2	445,300	5,970	15,200	466,470
ZONE 3	248,600	8,190	18,400	275,190
ZONE 4	87,600	3,140	4,700	95,440
ZONE 5	32,100	1,020	2,800	35,920
TOTAL COUNTY FLOOD CONTROL DISTRICT	\$ 1,139,000	\$ 26,770	\$ 66,400	\$ 1,232,170
AIR POLLUTION CONTROL DISTRICT	\$ 5,500	\$	\$	\$ 5,500
TOTAL SPECIAL DISTRICTS GOVERNED THROUGH BOARD OF SUPERVISORS	\$ 9,911,670	\$ 236,690	\$ 332,674	\$ 10,481,034

COUNTY OF SAN DIEGO FINAL BUDGET  
 1972-1973  
 SUMMARY OF SPECIAL DISTRICT BUDGETS  
 GOVERNED THROUGH BOARD OF SUPERVISORS  
 SCHEDULE 11

. . . . . MEANS OF FINANCING . . . . .					
AVAILABLE FINANCING	TOTAL	CURRENT PROPERTY TAX TO UNSECURED	BALANCE BUDGET UNSECURED	SECURED	TAX RATE ON SECURED ROLL (ACTUAL)
\$ 257,076	\$ 102,074	\$ 4,197	\$ 97,877		.035
267,433	199,037	5,261	193,776		.116
159,853	115,337	3,913	111,424		.059
24,724	70,716	2,657	68,059		.149
2,599	33,321	386	32,935		.127
711,685	520,485	16,414	504,071		
\$ 5,500	\$	\$	\$		
\$ 8,651,371	\$ 1,829,663	\$ 37,635	\$ 1,792,028		



COUNTY OF SAN DIEGO FINAL BUDGET  
1972-1973  
SUMMARY OF AVAILABLE FINANCING  
BEFORE PROVIDING FOR CURRENT PROPERTY TAX LEVY  
BUDGETS OF SPECIAL DISTRICTS  
GOVERNED THROUGH BOARD OF SUPERVISORS  
SCHEDULE 12

FUND	FUND BALANCE AS OF JUNE 30, 1972 (ACTUAL)	RESERVE FOR ENCUMBRANCES	LESS: FUND BALANCE - UNAVAILABLE UNCANCELLED GENERAL RESERVES AND RESERVES WITHIN A.C.O. FUNDS	OTHER RESERVES
<b>LIGHTING DISTRICTS</b>				
BLACKTON HIGHWAY LIGHTING DISTRICT	\$ 407	\$ 60	\$ 203	
CARDIFF PUBLIC HIGHWAY LIGHTING DISTRICT	10,872	1,670	5,304	
EDEN GARDENS LIGHTING DISTRICT	643	218	245	
EL CAJON HIGHWAY LIGHTING DISTRICT	3,172	125	2,020	
ENCINITAS LIGHTING DISTRICT	83	18	38	
FALLBROOK HIGHWAY LIGHTING DISTRICT	5,572	775	2,595	
HARBORSIDE LIGHTING DISTRICT	2,677	370	1,259	
JULIAN PUBLIC HIGHWAY LIGHTING DISTRICT	333	50	151	
LAKESIDE PUBLIC HIGHWAY LIGHTING DISTRICT	7,474	950	3,528	
LEMON GROVE LIGHTING DISTRICT	19,148	3,608	13,130	
POWAY LIGHTING DISTRICT	2,716	688	1,791	
RAMONA PUBLIC HIGHWAY LIGHTING DISTRICT	2,696	385	1,348	
REXFORD LIGHTING DISTRICT	2,755	100	2,395	
SAN MARCOS HIGHWAY LIGHTING DISTRICT	1,782	85	1,360	
SOLANA BEACH PUBLIC HIGHWAY LIGHTING DISTRICT	8,708	2,150	3,264	
SPRING VALLEY LIGHTING DISTRICT	17,297	3,729	9,504	
SYCAMORE HILLS LIGHTING DISTRICT	10,314	1,600	5,420	
VISTA LA MESA PUBLIC HIGHWAY LIGHTING DISTRICT	1,058	170	569	
<b>TOTAL LIGHTING DISTRICTS</b>	<b>\$ 97,707</b>	<b>\$ 16,751</b>	<b>\$ 54,124</b>	
<b>LIGHTING MAINTENANCE DISTRICTS</b>				
BROOKSIDE LIGHTING MAINTENANCE DISTRICT	\$ 1,999	\$ 330	\$ 1,010	
CARLTON OAKS LIGHTING MAINTENANCE DISTRICT	512	50	107	
DONALD WAY LIGHTING MAINTENANCE DISTRICT	77	10	39	
ENCINITAS LIGHTING MAINTENANCE DISTRICT NO. 1	5,222	1,452	1,770	
JACUMBA LIGHTING MAINTENANCE DISTRICT	543	75	240	
LAKE SAN MARCOS LIGHTING MAINTENANCE DISTRICT	4,309	450	1,369	
LEMON GROVE LIGHTING MAINTENANCE DISTRICT	2,742	379	877	
LEUCADIA LIGHTING MAINTENANCE DISTRICT	856	15	189	
PEPPER DRIVE LIGHTING MAINTENANCE DISTRICT	666	95	336	
ROYAL CREST LIGHTING MAINTENANCE DISTRICT	224	35	108	
SAN DIEGO COUNTY LIGHTING MAINTENANCE DISTRICT NO. 1	80,835	24,073	20,165	
SAN DIEGO COUNTY LIGHTING MAINTENANCE DISTRICT NO. 2	11,008	3,068	1,397	
SPRING VALLEY LIGHTING MAINTENANCE DISTRICT	5,209	975	2,833	
SUNSHINE PARK LIGHTING MAINTENANCE DISTRICT	419	60	214	
WINTER GARDENS LIGHTING MAINTENANCE DISTRICT	2,723	175	1,990	
<b>TOTAL LIGHTING MAINTENANCE DISTRICTS</b>	<b>\$ 117,344</b>	<b>\$ 31,242</b>	<b>\$ 32,644</b>	

COUNTY OF SAN DIEGO FINAL BUDGET  
 1972-1973  
 SUMMARY OF AVAILABLE FINANCING  
 BEFORE PROVIDING FOR CURRENT PROPERTY TAX LEVY  
 BUDGETS OF SPECIAL DISTRICTS  
 GOVERNED THROUGH BOARD OF SUPERVISORS  
 SCHEDULE 12

INTER-FUND TRANSFERS	FUND BALANCE AVAILABLE FOR FINANCING BUDGET YEAR REQUIREMENTS -ACTUAL	ESTIMATED REVENUES OTHER THAN CURRENT PROPERTY TAXES	TOTAL AVAILABLE FINANCING
	\$ 144	\$	\$ 144
	3,898		3,898
	180		180
	1,027		1,027
	27		27
	2,202		2,202
	1,048		1,048
	132		132
	2,996		2,996
	2,410		2,410
	237		237
	963		963
	260		260
	337		337
	3,294		3,294
	4,064		4,064
	3,294		3,294
	319		319
	\$ 26,832	\$	\$ 26,832
	\$ 659	\$	\$ 659
	355		355
	28		28
	2,000		2,000
	228		228
	2,490		2,490
	1,486		1,486
	652		652
	235		235
	81		81
	36,597	25,000	61,597
	6,543	2,500	9,043
	1,401		1,401
	145		145
	558		558
	\$ 53,458	\$ 27,500	\$ 80,958

COUNTY OF SAN DIEGO FINAL BUDGET  
1972-1973  
SUMMARY OF AVAILABLE FINANCING  
BEFORE PROVIDING FOR CURRENT PROPERTY TAX LEVY  
BUDGETS OF SPECIAL DISTRICTS  
GOVERNED THROUGH BOARD OF SUPERVISORS  
SCHEDULE 12

FUND	FUND BALANCE AS OF JUNE 30, 1972 (ACTUAL)	RESERVE FOR ENCUMBRANCES	LESS: FUND BALANCE - UNAVAILABLE . . . . . UNCANCELLED GENERAL RESERVES AND RESERVES WITHIN A.C.O. FUNDS	OTHER RESERVES
SANITATION DISTRICTS				
ALPINE SANITATION DISTRICT				
MAINTENANCE	\$ 12,437	\$ 150	\$ 10,000	
DEBT SERVICE 1953 (115M)	6,469		5,500	
DEBT SERVICE 1971	48,637		13,812	
BUENA SANITATION DISTRICT				
MAINTENANCE	5,300	300	5,000	
DEBT SERVICE 1964	90,241		70,507	
CARDIFF SANITATION DISTRICT				
MAINTENANCE	5,043	50		
DEBT SERVICE 1956	13,769		13,375	
1965 SEWER REVENUE	8,392			
1965 SEWER MAINTENANCE & OPERATION	25,300		25,000	
1965 SEWER BOND - INTEREST				
1965 SEWER REVENUE BOND - RETIREMENT	400			
1965 SEWER REVENUE BOND - RESERVE	41,520			
1965 SEWER REVENUE BOND - SURPLUS	8			
JULIAN SANITATION				
MAINTENANCE	2,663	100		
DEBT SERVICE 1953	(119)			
LAKESIDE SANITATION				
MAINTENANCE	323,703	53,468	5,000	
DEBT SERVICE 1958	15,760		14,675	
LEMON GROVE SANITATION				
MAINTENANCE	61,494	3,249	2,000	
MONTGOMERY SANITATION				
MAINTENANCE	74,378	700	2,000	
PINE VALLEY				
MAINTENANCE	5,565	150	3,000	
RAMONA				
MAINTENANCE	11,238	200	9,000	
DEBT SERVICE 1971	80,733		52,655	
RANCHO SANTA FE SANITATION				
MAINTENANCE	22,452	200	3,000	
DEBT SERVICE 1960	1,641		1,077	

COUNTY OF SAN DIEGO FINAL BUDGET  
 1972-1973  
 SUMMARY OF AVAILABLE FINANCING  
 BEFORE PROVIDING FOR CURRENT PROPERTY TAX LEVY  
 BUDGETS OF SPECIAL DISTRICTS  
 GOVERNED THROUGH BOARD OF SUPERVISORS  
 SCHEDULE 12

INTER-FUND TRANSFERS	FUND BALANCE AVAILABLE FOR FINANCING BUDGET YEAR REQUIREMENTS-ACTUAL	ESTIMATED REVENUES OTHER THAN CURRENT PROPERTY TAXES	TOTAL AVAILABLE FINANCING
\$	\$ 2,287	\$ 38,080	\$ 40,367
	969	200	1,169
	34,825		34,825
	(1)	97,000	97,000
	19,734	5,700	25,434
	4,993	1,404,970	1,409,963
	394	240	634
	8,392 (2)	152,450	160,842
	300 (3)	76,700	77,000
	(4)	22,510	22,510
	400 (5)	14,600	15,000
	41,520 (6)	1,200	42,720
	8	2	10
	2,563	5,295	7,858
	(119)	50	(69)
	265,235 (7)	440,275	705,510
	1,085	1,000	2,085
	56,245 (8)	285,698	341,943
	71,678 (9)	291,972	363,650
	2,415 (10)	10,160	12,575
	2,038 (11)	104,000	106,038
	28,078	44,150	72,228
	19,252	32,400	51,652
	564	250	814

COUNTY OF SAN DIEGO FINAL BUDGET  
 1972-1973  
 SUMMARY OF AVAILABLE FINANCING  
 BEFORE PROVIDING FOR CURRENT PROPERTY TAX LEVY  
 BUDGETS OF SPECIAL DISTRICTS  
 GOVERNED THROUGH BOARD OF SUPERVISORS  
 SCHEDULE 12

FUND	FUND BALANCE AS OF JUNE 30, 1972 (ACTUAL)	RESERVE FOR ENCUMBRANCES	. . . . . LESS: FUND BALANCE - UNAVAILABLE . . . . . UNCANCELLED GENERAL RESERVES AND RESERVES WITHIN A.C.O. FUNDS	OTHER RESERVES
<b>SANITATION DISTRICTS</b>				
ROLANDO SANITATION MAINTENANCE	\$ 12,965	\$ 207	\$ 500	
SOLANA BEACH MAINTENANCE	50,794	1,300		
1965 SEWER REVENUE	8,500			
1965 SEWER MAINTENANCE & OPERATION	1,150	50		
1965 SEWER REVENUE BOND - INTEREST				
1965 SEWER REVENUE BOND - RETIREMENT				
1965 SEWER REVENUE BOND - RESERVE	43,470			
1965 SEWER REVENUE BOND - SURPLUS	600			
SPRING VALLEY SANITATION MAINTENANCE	82,744	19,083	22,000	
DEBT SERVICE 1956	43,016		39,938	
1962 SEWER REVENUE	52,106			
1962 SEWER MAINTENANCE & OPERATION	5,400	400		
1962 SEWER REVENUE BOND - INTEREST				
1962 SEWER REVENUE BOND - PRINCIPAL				
1962 SEWER REVENUE BOND - RESERVE	98,932			
1962 SEWER REVENUE SURPLUS REVENUE	5,500			
WHISPERING PALMS SANITATION MAINTENANCE	5,941	150		
<b>TOTAL SANITATION DISTRICTS</b>	<b>\$ 1,268,142</b>	<b>\$ 79,757</b>	<b>\$ 298,039</b>	
<b>RECREATION AND PARK DISTRICTS</b>				
SPRING VALLEY RECREATION DISTRICT	\$ 49,570	\$ 40,181	\$	
<b>MAINTENANCE DISTRICTS</b>				
RANCHO SANTA FE MAINTENANCE DISTRICT	\$ 12,047	\$ 1,173	\$	
SAN DIEGO COUNTY DRAINAGE MAINTENANCE DISTRICT NO. 1	6,243	1,164		
WINTER GARDENS SEWER MAINTENANCE DISTRICT	15,607	1,388		
<b>TOTAL MAINTENANCE DISTRICTS</b>	<b>\$ 33,897</b>	<b>\$ 3,725</b>	<b>\$</b>	

COUNTY OF SAN DIEGO FINAL BUDGET  
 1972-1973  
 SUMMARY OF AVAILABLE FINANCING  
 BEFORE PROVIDING FOR CURRENT PROPERTY TAX LEVY  
 BUDGETS OF SPECIAL DISTRICTS  
 GOVERNED THROUGH BOARD OF SUPERVISORS  
 SCHEDULE 12

INTER-FUND TRANSFERS	FUND BALANCE AVAILABLE FOR FINANCING BUDGET YEAR REQUIREMENTS-ACTUAL	ESTIMATED REVENUES OTHER THAN CURRENT PROPERTY TAXES	TOTAL AVAILABLE FINANCING
	\$ 12,258	\$ 12,858	\$ 25,116
	49,494	712,453	761,947
	8,500 (12)	122,200	130,700
	1,100 (13)	72,000	73,100
	(14)	23,447	23,447
	(15)	15,000	15,000
	43,470 (16)		43,470
	600 (17)		600
	41,661	1,231,806	1,273,467
	3,078	1,400	4,478
	52,106	643,254	695,360
	5,000 (18)	198,650	203,650
	(19)	45,804	45,804
	(20)	45,000	45,000
	98,932 (21)	4,000	102,932
	5,500 (22)	80,000	85,500
	5,791	270,284	276,075
	\$ 890,346	\$ 6,507,058	\$ 7,397,404
	\$ 9,389	\$ 2,000	\$ 11,389
	\$ 10,874	\$ 1,000	\$ 11,874
	5,079	600	5,679
	14,219 (23)	75,094	89,313
	\$ 30,172	\$ 76,694	\$ 106,866

COUNTY OF SAN DIEGO FINAL BUDGET  
1972-1973  
SUMMARY OF AVAILABLE FINANCING  
BEFORE PROVIDING FOR CURRENT PROPERTY TAX LEVY  
BUDGETS OF SPECIAL DISTRICTS  
GOVERNED THROUGH BOARD OF SUPERVISORS  
SCHEDULE 12

FUND	FUND BALANCE AS OF JUNE 30, 1972 (ACTUAL)	RESERVE FOR ENCUMBRANCES	LESS: FUND BALANCE - UNAVAILABLE UNCANCELLED GENERAL RESERVES AND RESERVES WITHIN A.C.O. FUNDS	OTHER RESERVES
<b>COMMUNITY SERVICE DISTRICTS</b>				
CARDIFF MARINA	\$ 4,000	\$	\$	\$
<b>COUNTY SERVICE AREAS</b>				
NO. 1 WHISPERING PALMS	\$ 23,192	\$ 2,350	\$ 4,460	
NO. 2 LA COSTA	49,940	20,294		
NO. 4 MAJESTIC PINES	36,672	8,606	17,606	
NO. 5 HIGH VALLEY	2,740			
NO. 6 PAUMA VALLEY	3,954	24	408	
NO. 7 RAINBOW VALLEY	3,693	527	1,379	
NO. 8 MAGEE ROAD	5,546	200	2,392	
NO. 9 SANTA FE				
ZONE A	96	207	312	
ZONE B	967	24	128	
ZONE C	28,846	620	16,266	
NO. 10 DAVIS DRIVE	468		37	
NO. 11 BERNARDO DRIVE				
ZONE A	1,132	230	103	
ZONE B	1,336	434	103	
ZONE C	3,454	151	2,081	
ZONE D	2,337	250	1,396	
NO. 12 LOMAIR	337		56	
NO. 13 PALA MESA				
ZONE A	8,763	300	1,190	
ZONE B	11,549	250	2,726	
NO. 14 RANCHO DIEGO	7,308	50	6,533	
NO. 15 VIA PUERTO DEL SOL	5,151		3,961	
NO. 16 WYNOLA	3,570	1,210	245	
NO. 17 SAN DIEGUITO	24,939	183	19,860	
NO. 18 HARRISON PARK	6,818	1,607	3,924	
ZONE A	4,860	200	2,891	
NO. 20 DAILY ROAD	8,162	1,599	2,443	
NO. 21 PALMA HEIGHTS	8,838	500	2,677	
NO. 22 WEST DOUGHERTY STREET	1,369	50	652	
NO. 23 ROCK TERRACE	957	50	492	
NO. 24 MT. WHITNEY ROAD	1,947	26	1,303	
NO. 25 JACUMBA	246		40	
NO. 26 RANCHO SAN DIEGO	14,237	14,237		
NO. 27 GLASGOW AVENUE	1,041		875	

COUNTY OF SAN DIEGO FINAL BUDGET  
 1972-1973  
 SUMMARY OF AVAILABLE FINANCING  
 BEFORE PROVIDING FOR CURRENT PROPERTY TAX LEVY  
 BUDGETS OF SPECIAL DISTRICTS  
 GOVERNED THROUGH BOARD OF SUPERVISORS  
 SCHEDULE 12

INTER-FUND TRANSFERS	FUND BALANCE AVAILABLE FOR FINANCING BUDGET YEAR REQUIREMENTS-ACTUAL	ESTIMATED REVENUES OTHER THAN CURRENT PROPERTY TAXES	TOTAL AVAILABLE FINANCING
	\$ 4,000 (24)	\$ 200	\$ 4,200
	\$ 16,382	\$	\$ 16,382
	29,646	500	30,146
	10,460 (25)	41,800	52,260
	2,740		2,740
	3,522		3,522
	1,787		1,787
	2,954		2,954
	(423)		(423)
	815		815
	11,960		11,960
	431		431
	799 (26)		799
	799 (27)		799
	1,222		1,222
	691		691
	281		281
	7,273		7,273
	8,573		8,573
	725		725
	1,190		1,190
	2,115		2,115
	4,896	16,500	21,396
	1,287		1,287
	1,769		1,769
	4,120		4,120
	5,661		5,661
	667		667
	415		415
	618		618
	206		206
	(28)	120,055	120,055
	166		166



COUNTY OF SAN DIEGO FINAL BUDGET  
1972-1973  
SUMMARY OF AVAILABLE FINANCING  
BEFORE PROVIDING FOR CURRENT PROPERTY TAX LEVY  
BUDGETS OF SPECIAL DISTRICTS  
GOVERNED THROUGH BOARD OF SUPERVISORS  
SCHEDULE 12

FUND	FUND BALANCE AS OF JUNE 30, 1972 (ACTUAL)	RESERVE FOR ENCUMBRANCES	. . . . . LESS: FUND BALANCE - UNAVAILABLE . . . . . UNCANCELLED GENERAL RESERVES AND RESERVES WITHIN A.C.O. FUNDS	OTHER RESERVES
COUNTY SERVICE AREAS (CONTD)				
NO. 28 DATE STREET	\$ 1,779	\$	\$ 875	
NO. 29 CORTEZ WAY	792		528	
NO. 30 ROYAL OAKS DRIVE & CARROLL LANE	2,241		2,007	
NO. 31 ELTINGE DRIVE	1,575	110	1,274	
NO. 32 CARLTON HILLS	195		195	
NO. 33 SOLANA BEACH	6,555	2,233	2,166	
NO. 34 EIGHTH STREET IN OLIVENHAIN	914	50	678	
 TOTAL COUNTY SERVICE AREAS	 \$ 288,516	 \$ 56,572	 \$ 104,262	
 COUNTY FLOOD CONTROL DISTRICT				
ZONE 1	\$ 292,637	\$ 13,061	\$ 68,500	
ZONE 2	283,179	60,146	39,200	
ZONE 3	194,423	11,370	31,700	
ZONE 4	62,242	26,518	12,600	
ZONE 5	9,192		7,400	
 TOTAL FLOOD CONTROL DISTRICT	 \$ 841,680	 \$ 111,095	 \$ 159,400	
 AIR POLLUTION CONTROL DISTRICT	 \$ 485	 \$ 485	 \$	
 TOTAL SPECIAL DISTRICTS GOVERNED THROUGH BOARD OF SUPERVISORS	 \$ 2,701,341	 \$ 339,808	 \$ 648,469	

COUNTY OF SAN DIEGO FINAL BUDGET  
 1972-1973  
 SUMMARY OF AVAILABLE FINANCING  
 BEFORE PROVIDING FOR CURRENT PROPERTY TAX LEVY  
 BUDGETS OF SPECIAL DISTRICTS  
 GOVERNED THROUGH BOARD OF SUPERVISORS  
 SCHEDULE 12

INTER-FUND TRANSFERS	FUND BALANCE AVAILABLE FOR FINANCING BUDGET YEAR REQUIREMENTS-ACTUAL	ESTIMATED REVENUES OTHER THAN CURRENT PROPERTY TAXES	TOTAL AVAILABLE FINANCING
	\$ 904	\$	\$ 904
	264		264
	234		234
	191		191
	2,156		2,156
	186		186
	\$ 127,682	\$ 178,855	\$ 306,537
	\$ 211,076	\$ 46,000	\$ 257,076
	183,833	83,600	267,433
	151,353	8,500	159,853
	23,124	1,600	24,724
	1,799	800	2,599
	\$ 571,185	\$ 140,500	\$ 711,685
	\$ (29)	\$ 5,500	\$ 5,500
	\$ 1,713,064	\$ 6,938,307	\$ 8,651,371

COUNTY OF SAN DIEGO FINAL BUDGET  
1972-1973  
SUMMARY OF AVAILABLE FINANCING  
BEFORE PROVIDING FOR CURRENT PROPERTY TAX LEVY  
BUDGETS OF SPECIAL DISTRICTS  
GOVERNED THROUGH BOARD OF SUPERVISORS  
SCHEDULE 12

PORTION OF FUND BALANCE AVAILABLE WHICH IS NOT REQUIRED FOR FINANCING BUDGET YEAR REQUIREMENTS

(1)	\$40,326
(2)	11,813
(3)	4,112
(4)	9,560
(5)	6,367
(6)	615
(7)	1,090
(8)	18,038
(9)	9,757
(10)	5,137
(11)	25,442
(12)	13,754
(13)	2,562
(14)	10,176
(15)	6,801
(16)	1,090
(17)	6,009
(18)	2,145
(19)	8,657
(20)	8,783
(21)	1,411
(22)	59
(23)	3,984
(24)	181
(25)	7,033
(26)	642
(27)	191
(28)	518
(29)	8,728

COUNTY OF SAN DIEGO FINAL BUDGET  
 1972-1973  
 SPECIAL DISTRICTS  
 GOVERNED THROUGH BOARD OF SUPERVISORS  
 ASSESSED VALUATION AND DELINQUENCY ALLOWANCE DATA  
 SCHEDULE 13A

DISTRICT-FUND	. . . . . NET ASSESSED VALUATION . . . . .		DELINQUENCY ALLOWANCE SECURED %
	SECURED ROLL	UNSECURED ROLL	
LIGHTING DISTRICTS			
BLACKTON HIGHWAY LIGHTING DISTRICT	\$ 358,002	\$	
CARDIFF PUBLIC HIGHWAY LIGHTING DISTRICT	11,888,028	304,630	.90
EDEN GARDENS LIGHTING DISTRICT	587,369	8,239	1.80
EL CAJON HIGHWAY LIGHTING DISTRICT	362,209		5.00
ENCINITAS LIGHTING DISTRICT	204,856		
FALLBROOK HIGHWAY LIGHTING DISTRICT	5,474,041	364,674	3.80
HARBORSIDE LIGHTING DISTRICT	3,793,768	38,029	2.90
JULIAN PUBLIC HIGHWAY LIGHTING DISTRICT	465,433	57,823	4.40
LAKESIDE PUBLIC HIGHWAY LIGHTING DISTRICT	7,380,301	572,755	1.40
LEMON GROVE LIGHTING DISTRICT	18,725,906	143,754	.30
APPLE TEMPORARY ZONE	114,280		5.00
BULLIED TEMPORARY ZONE	298,193		5.00
BUTTERMORE TEMPORARY ZONE	641,953		5.00
DOUGLAS TEMPORARY ZONE	98,789		5.00
GODFREY TEMPORARY ZONE	464,052		5.00
RIGGS TEMPORARY ZONE	245,117		5.00
SCHEIDER TEMPORARY ZONE	382,362		5.00
POWAY LIGHTING DISTRICT	2,219,900	5,943	
GIBSON TEMPORARY ZONE	288,290		5.00
STEVENS TEMPORARY ZONE	158,961		5.00
RAMONA PUBLIC HIGHWAY LIGHTING DISTRICT	2,907,937	168,029	2.50
RESMAR LIGHTING DISTRICT	284,394	1,883	5.00
REXFORD LIGHTING DISTRICT	1,704,519	4,145	
KARLIN TEMPORARY DISTRICT	200,409		5.00
WEAVER TEMPORARY DISTRICT	216,780		5.00
SAN MARCOS HIGHWAY LIGHTING DISTRICT	585,194		5.00
SOLANA BEACH PUBLIC HIGHWAY LIGHTING DISTRICT	10,030,049	596,628	1.60
SPRING VALLEY LIGHTING DISTRICT	14,355,697	87,214	.70
GRAY TEMPORARY ZONE	197,992		5.00
GROGETT TEMPORARY ZONE	234,839		5.00
McCANN TEMPORARY ZONE	165,242		5.00
SYCAMORE HILLS LIGHTING DISTRICT	11,878,420	124,953	.70
VISTA LA MESA PUBLIC HIGHWAY LIGHTING DISTRICT	2,332,173	41,131	1.30
TOTAL LIGHTING DISTRICTS	\$ 99,245,455	\$ 2,519,830	

COUNTY OF SAN DIEGO FINAL BUDGET  
 1972 - 1973  
 SPECIAL DISTRICTS  
 GOVERNED THROUGH BOARD OF SUPERVISORS  
 ASSESSED VALUATION AND DELINQUENCY ALLOWANCE DATA  
 SCHEDULE 13A

DISTRICT - FUND	. . . . . NET ASSESSED VALUATION . . . . .		DELINQUENCY
	SECURED ROLL	UNSECURED ROLL	ALLOWANCE SECURED %
<b>LIGHTING MAINTENANCE DISTRICTS</b>			
BROOKSIDE LIGHTING MAINTENANCE DISTRICT	\$ 2,135,270	\$ 5,094	
CARLTON OAKS LIGHTING MAINTENANCE DISTRICT	114,016		1.90
DONALD WAY LIGHTING MAINTENANCE DISTRICT	33,560		
ENCINITAS LIGHTING MAINTENANCE DISTRICT NO 1	1,718,875	98,032	.20
JACUMBA LIGHTING MAINTENANCE DISTRICT	297,639	500	1.80
LAKE SAN MARCOS LIGHTING MAINTENANCE DISTRICT	9,474,479	67,090	.40
LEMON GROVE LIGHTING MAINTENANCE DISTRICT	725,153	25,322	
LEUCADIA LIGHTING MAINTENANCE DISTRICT	129,792	67	
PEPPER DRIVE LIGHTING MAINTENANCE DISTRICT	513,335		
ROYAL CREST LIGHTING MAINTENANCE DISTRICT	276,905		
SAN DIEGO COUNTY LIGHTING MAINTENANCE DISTRICT NO. 1	43,619,643	25,995	.20
SAN DIEGO COUNTY LIGHTING MAINTENANCE DISTRICT NO. 2	7,429,657	73,826	1.90
SPRING VALLEY LIGHTING MAINTENANCE DISTRICT	6,424,924	18,991	1.80
SUNSHINE PARK LIGHTING MAINTENANCE DISTRICT	213,075		
WINTER GARDENS LIGHTING MAINTENANCE PILLOW TEMPORARY ZONE	872,445 594,956		5.00
<b>TOTAL LIGHTING MAINTENANCE DISTRICTS</b>	<b>\$ 74,573,724</b>	<b>\$ 314,917</b>	
<b>SANITATION DISTRICTS</b>			
<b>ALPINE SANITATION DISTRICT</b>			
OPERATING FUND	\$ 1,954,592	\$ 50,049	1.90
DEBT SERVICE FUND 1953 (115M)	1,977,032	50,049	1.90
DEBT SERVICE FUND 1953 (5M)	1,954,592	50,049	1.90
<b>BUENA SANITATION DISTRICT</b>			
OPERATING FUND	10,894,713	16,739	5.00
DEBT SERVICE 1964	11,135,544	16,739	2.90
<b>CARDIFF SANITATION DISTRICT</b>			
OPERATING FUND	15,626,367	171,670	.40
DEBT SERVICE FUND 1956	15,626,367	171,670	.40
<b>JULIAN SANITATION DISTRICT</b>			
OPERATING FUND	473,759	10,977	3.50
DEBT SERVICE FUND 1953	473,759	10,977	3.50
<b>LAKESIDE SANITATION DISTRICT</b>			
OPERATING FUND	23,810,894	174,490	2.50
DEBT SERVICE FUND 1958	24,522,557	174,490	2.60
LEMON GROVE SANITATION DISTRICT	36,021,532	358,076	1.30
MONTGOMERY SANITATION DISTRICT	25,588,981	721,316	2.90
PINE VALLY SANITATION DISTRICT	288,906	1,250	5.00
<b>RAMONA SANITATION DISTRICT</b>			
OPERATING FUND	4,899,215	53,857	1.80
DEBT SERVICE FUND 1949	4,899,215	53,857	1.80

COUNTY OF SAN DIEGO FINAL BUDGET  
1972 - 1973

SPECIAL DISTRICTS  
GOVERNED THROUGH BOARD OF SUPERVISORS  
ASSESSED VALUATION AND DELINQUENCY ALLOWANCE DATA  
SCHEDULE 13 A

DISTRICT - FUND	NET ASSESSED VALUATION		DELINQUENCY ALLOWANCE SECURED %
	SECURED ROLL	UNSECURED ROLL	
<b>SANITATION DISTRICTS</b>			
RANCHO SANTA FE SANITATION DISTRICT			
OPERATING FUND	\$ 6,564,427	\$ 35,188	.80
DEBT SERVICE FUND 1960	6,564,427	35,188	.80
ROLANDO SANITATION DISTRICT	5,184,794	10,550	.60
SOLANA BEACH SANITATION DISTRICT	20,509,042	213,678	1.70
SPRING VALLEY SANITATION DISTRICT			
OPERATING FUND	64,926,026	424,105	2.40
DEBT SERVICE FUND 1956	66,689,042	424,105	.50
WHISPERING PALMS SANITATION DISTRICT	2,031,770	10,000	
TOTAL SANITATION DISTRICTS	\$ 352,617,553	\$ 3,239,069	
<b>RECREATION AND PARK DISTRICTS</b>			
SPRING VALLEY RECREATION AND PARK DISTRICT			
MAINTENANCE	\$ 21,737,297	\$ 1,263,244	1.40
<b>MAINTENANCE DISTRICTS</b>			
RANCHO SANTA FE MAINTENANCE DISTRICT	\$ 27,499,306	\$ 57,140	2.10
SAN DIEGO COUNTY DRAINAGE MAINTENANCE DISTRICT NO. 1	2,337,423		1.30
WINTER GARDENS SEWER MAINTENANCE DISTRICT	9,381,754	38,422	1.60
TOTAL MAINTENANCE DISTRICTS	\$ 39,218,483	\$ 95,562	
<b>COMMUNITY SERVICES DISTRICTS</b>			
CARDIFF MARINA COMMUNITY SERVICE DISTRICT	\$ 586,718	\$ 2,485	5.00
<b>COUNTY SERVICE AREAS</b>			
COUNTY SERVICE AREA NO. 1 WHISPERING PALMS	\$ 2,064,660	\$ 10,579	
COUNTY SERVICE AREA NO. 2 LA COSTA	13,299,410	382,733	1.30
COUNTY SERVICE AREA NO. 4 MAJESTIC PINES	1,690,583	1,496	1.70
COUNTY SERVICE AREA NO. 5 HIGH VALLEY	863,101		3.20
COUNTY SERVICE AREA NO. 6 PAUMA VALLEY	898,043		.60
COUNTY SERVICE AREA NO. 7 RAINBOW VALLEY	2,663,567	42,781	3.20
COUNTY SERVICE AREA NO. 8 MAGEE ROAD	215,614	60	2.00
COUNTY SERVICE AREA NO. 9 SANTA FE			
ZONE A	209,181		58.50
ZONE B	313,541	75	.60
ZONE C	2,568,091	375	.60
ZONE D	1,950,148		

COUNTY OF SAN DIEGO FINAL BUDGET  
 1972 - 1973  
 SPECIAL DISTRICTS  
 GOVERNED THROUGH BOARD OF SUPERVISORS  
 ASSESSED VALUATION AND DELINQUENCY ALLOWANCE DATA  
 SCHEDULE 13A

	. . . . . NET ASSESSED VALUATION . . . . .		DELINQUENCY
	SECURED ROLL	UNSECURED ROLL	ALLOWANCE SECURED %
DISTRICT - FUND			
COUNTY SERVICE AREAS			
COUNTY SERVICE AREA NO. 10 DAVIS DRIVE	\$ 83,898	\$	9.00
COUNTY SERVICE AREA NO. 11 BERNARDO ROAD			
ZONE A	171,565		1.80
ZONE B	167,290		
ZONE C	176,389		1.40
ZONE D	90,125		
COUNTY SERVICE AREA NO. 12 LOMAIR	60,685		7.40
COUNTY SERVICE AREA NO. 13 PALA MESA			
ZONE A	2,088,083		.60
ZONE B	646,450		25.20
COUNTY SERVICE AREA NO. 14 RANCHO DIEGO	412,730		
COUNTY SERVICE AREA NO. 15 VIA PUERTA DEL SOL	580,120		
COUNTY SERVICE AREA NO. 16 WYNOLA	161,290		
COUNTY SERVICE AREA NO. 17 SAN DIEGUITO	137,911,176	3,819,816	2.40
COUNTY SERVICE AREA NO. 18 HARRISON PARK	521,766		5.00
ZONE A	316,913		1.30
COUNTY SERVICE AREA NO. 19 RIO MONTE PARK	139,289		5.00
COUNTY SERVICE AREA NO. 20 DAILY ROAD	745,397		.70
COUNTY SERVICE AREA NO. 21 PAUMA HEIGHTS	277,477		9.50
COUNTY SERVICE AREA NO. 22 WEST DOUGHERTY STREET	309,760		2.80
COUNTY SERVICE AREA NO. 23 ROCK TERRACE ROAD	47,913		
COUNTY SERVICE AREA NO. 24 MT. WHITNEY ROAD	46,620		
COUNTY SERVICE AREA NO. 25 JACUMBA	352,445	1,396	2.50
COUNTY SERVICE AREA NO. 26 RANCHO SAN DIEGO	4,401,991		5.00
COUNTY SERVICE AREA NO. 27 GLASGOW AVENUE	67,827		5.00
COUNTY SERVICE AREA NO. 28 DATE STREET	52,081		5.00
COUNTY SERVICE AREA NO. 29 CORTEZ WAY	59,137		5.00
COUNTY SERVICE AREA NO. 30 ROYAL OAK DRIVE AND CARROL LANE	244,677		5.00
COUNTY SERVICE AREA NO. 31 ELTINGE DRIVE	81,389		5.00
COUNTY SERVICE AREA NO. 32 CARLTON HILLS	15,892,280	124,953	5.00
COUNTY SERVICE AREA NO. 33 SOLANA BEACH	16,051,980	1,092,026	5.00
COUNTY SERVICE AREA NO. 34 8th STREET IN OLIVENHAIN	78,937		5.00
COUNTY SERVICE AREA NO. 36 VIA DEL ALBA	580,270		5.00
TOTAL COUNTY SERVICE AREAS	\$ 209,553,889	\$ 5,476,290	
SAN DIEGO COUNTY FLOOD CONTROL DISTRICTS			
ZONE 1	\$ 284,064,783	\$ 6,037,902	3.20
ZONE 2	167,473,539	6,316,558	2.90
ZONE 3	188,276,375	5,882,107	2.00
ZONE 4	45,699,569	2,069,875	4.70
ZONE 5	25,928,776	333,947	6.30
ZONE 6	151,384	629	5.00
TOTAL SAN DIEGO COUNTY FLOOD CONTROL DISTRICTS	\$ 711,594,426	\$ 20,641,018	
TOTAL SPECIAL DISTRICTS GOVERNED THROUGH BOARD OF SUPERVISORS	\$ 1,509,127,545	\$ 33,552,415	

COUNTY OF SAN DIEGO FINAL BUDGET  
1972-1973

SPECIAL DISTRICTS  
GOVERNED THROUGH BOARD OF SUPERVISORS  
ANALYSIS OF REVENUE BY SOURCE  
OTHER THAN CURRENT PROPERTY TAXES  
SCHEDULE 13B

REVENUE ACCOUNT SOURCE -- DESCRIPTION	ACTUAL REVENUES 1970-1971	ACTUAL REVENUES 1971-1972	REVENUE ESTIMATES RECOMMENDED 1972-1973	ADOPTED BY THE BOARD OF SUPERVISORS 1972-1973	FUND- GENERAL, UNLESS OTHERWISE INDICATED
<b>LIGHTING DISTRICTS</b>					
<b>BLACKTON HIGHWAY LIGHTING DISTRICT</b>					
219.01 INTEREST - DEPOSITS AND INVESTMENTS	\$ 46	\$ 26	\$	\$	
245.51 STATE AID HOPTR - SEC & UNSEC	91	68			
TOTAL	\$ 137	\$ 94	\$	\$	
<b>CARDIFF PUBLIC HIGHWAY LIGHTING DISTRICT</b>					
203.01 PROPERTY TAXES - PRIOR SECURED	\$ 411	\$ 250	\$	\$	
204.01 PROPERTY TAXES - PRIOR UNSECURED	11	12			
219.01 INTEREST - DEPOSITS AND INVESTMENTS	1,062	585			
245.51 STATE AID HOPTR - SEC & UNSEC	1,378	1,232			
245.53 STATE AID BITR - SEC & UNSEC	90	93			
290.05 REV APPL TO PY-USE MONEY & PROP		(18)			
293.09 TRANSFERS FROM OTHER FUNDS	521	547			
293.20 OTHER - MISCELLANEOUS	124				
TOTAL	\$ 3,597	\$ 2,701	\$	\$	
<b>EDEN GARDENS LIGHTING DISTRICT</b>					
203.01 PROPERTY TAXES - PRIOR SECURED	\$ 48	\$ 34	\$	\$	
219.01 INTEREST - DEPOSITS AND INVESTMENTS	59	38			
245.51 STATE AID HOPTR - SEC & UNSEC	62	65			
245.53 STATE AID BITR - SEC & UNSEC	1	2			
TOTAL	\$ 170	\$ 139	\$	\$	
<b>EL CAJON HIGHWAY LIGHTING DISTRICT</b>					
219.01 INTEREST - DEPOSITS AND INVESTMENTS	\$	\$ 74	\$	\$	
293.09 TRANSFERS FROM OTHER FUNDS		1,710			
TOTAL	\$	\$ 1,784	\$	\$	
<b>ENCINITAS LIGHTING DISTRICT</b>					
219.01 INTEREST - DEPOSITS AND INVESTMENTS	\$ 7	\$ 5	\$	\$	
245.51 STATE AID HOPTR - SEC & UNSEC	5	3			
TOTAL	\$ 12	\$ 8	\$	\$	
<b>FALLBROOK HIGHWAY LIGHTING DISTRICT</b>					
203.01 PROPERTY TAXES - PRIOR SECURED	\$ 89	\$ 170	\$	\$	
204.01 PROPERTY TAXES - PRIOR UNSECURED	10	39			
219.01 INTEREST - DEPOSITS AND INVESTMENTS	565	374			
245.51 STATE AID HOPTR - SEC & UNSEC	276	327			
245.53 STATE AID BITR - SEC & UNSEC	130	156			
TOTAL	\$ 1,070	\$ 1,066	\$	\$	



COUNTY OF SAN DIEGO FINAL BUDGET  
1972-1973

SPECIAL DISTRICTS  
GOVERNED THROUGH BOARD OF SUPERVISORS  
ANALYSIS OF REVENUE BY SOURCE  
OTHER THAN CURRENT PROPERTY TAXES  
SCHEDULE 13B

REVENUE ACCOUNT SOURCE -- DESCRIPTION	ACTUAL REVENUES 1970-1971	ACTUAL REVENUES 1971-1972	REVENUE ESTIMATES RECOMMENDED 1972-1973	ADOPTED BY THE BOARD OF SUPERVISORS 1972-1973	FUND- GENERAL, UNLESS OTHERWISE INDICATED
<b>LIGHTING DISTRICTS</b>					
<b>HARBORSIDE LIGHTING DISTRICT</b>					
203.01 PROPERTY TAXES - PRIOR SECURED	\$ 44	\$ 61	\$	\$	
204.01 PROPERTY TAXES - PRIOR UNSECURED	2	1			
219.01 INTEREST - DEPOSITS AND INVESTMENTS	129	83			
245.51 STATE AID HOPTR - SEC & UNSEC	319	390			
245.53 STATE AID BITR - SEC & UNSEC	7	4			
293.09 TRANSFERS FROM OTHER FUNDS	601	839			
TOTAL	\$ 1,102	\$ 1,378	\$	\$	
<b>JULIAN PUBLIC HIGHWAY LIGHTING DISTRICT</b>					
203.01 PROPERTY TAXES - PRIOR SECURED	\$ 28	\$ 7	\$	\$	
219.01 INTEREST - DEPOSITS AND INVESTMENTS	42	27			
245.51 STATE AID HOPTR SEC & UNSEC	17	12			
245.53 STATE AID BITR - SEC & UNSEC	8	10			
TOTAL	\$ 95	\$ 56	\$	\$	
<b>LAKESIDE PUBLIC HIGHWAY LIGHTING DISTRICT</b>					
203.01 PROPERTY TAXES - PRIOR SECURED	\$ 158	\$ 253	\$	\$	
204.01 PROPERTY TAXES - PRIOR UNSECURED	8	36			
219.01 INTEREST - DEPOSITS AND INVESTMENTS	775	648			
245.51 STATE AID HOPTR - SEC & UNSEC	641	536			
245.53 STATE AID BITR - SEC & UNSEC	116	135			
290.05 REV APPL TO PY-USE MONEY & PROP		(11)			
TOTAL	\$ 1,698	\$ 1,597	\$	\$	
<b>LEMON GROVE LIGHTING DISTRICT</b>					
203.01 PROPERTY TAXES - PRIOR SECURED	\$ 31	\$ 59	\$	\$	
219.01 INTEREST - DEPOSITS AND INVESTMENTS	477	1,599			
245.51 STATE AID HOPTR - SEC & UNSEC	2,807	2,606			
245.53 STATE AID BITR - SEC & UNSEC	28	33			
290.05 REV APPL TO PY-USE MONEY & PROP		(16)			
293.09 TRANSFERS FROM OTHER FUNDS	10,102	6,525			
TOTAL	\$ 13,445	\$ 10,806	\$	\$	
<b>POWAY LIGHTING DISTRICT</b>					
219.01 INTEREST - DEPOSITS AND INVESTMENTS	\$ 40	\$ 90	\$	\$	
245.51 STATE AID HOPTR - SEC & UNSEC	306	203			
293.20 OTHER - MISCELLANEOUS	505				
293.09 TRANSFERS FROM OTHER FUNDS		918			
TOTAL	\$ 851	\$ 1,211	\$	\$	

COUNTY OF SAN DIEGO FINAL BUDGET  
1972-1973

SPECIAL DISTRICTS  
GOVERNED THROUGH BOARD OF SUPERVISORS  
ANALYSIS OF REVENUE BY SOURCE  
OTHER THAN CURRENT PROPERTY TAXES  
SCHEDULE 13B

REVENUE ACCOUNT SOURCE -- DESCRIPTION	ACTUAL REVENUES 1970-1971	ACTUAL REVENUES 1971-1972	REVENUE ESTIMATES RECOMMENDED 1972-1973	ADOPTED BY THE BOARD OF SUPERVISORS 1972-1973	FUND- GENERAL, UNLESS OTHERWISE INDICATED
<b>LIGHTING DISTRICTS</b>					
<b>RAMONA PUBLIC HIGHWAY LIGHTING DISTRICT</b>					
203.01 PROPERTY TAXES - PRIOR SECURED	\$ 92	\$ 67	\$	\$	
219.01 INTEREST - DEPOSITS AND INVESTMENTS	295	184			
245.51 STATE AID HOPTR - SEC & UNSEC	242	252			
245.53 STATE AID BITR - SEC & UNSEC	67	73			
293.09 TRANSFERS FROM OTHER FUNDS	235	244			
TOTAL	\$ 931	\$ 820	\$	\$	
<b>REXFORD LIGHTING DISTRICT</b>					
203.01 PROPERTY TAXES - SECURED	\$	\$ 5	\$	\$	
219.01 INTEREST - DEPOSITS AND INVESTMENTS	52	136			
245.51 STATE AID HOPTR - SEC & UNSEC	219	149			
290.05 REV APPL TO PY - USE MONEY & PROP		30			
293.09 TRANSFERS FROM OTHER FUNDS	2,249	775			
TOTAL	\$ 2,520	\$ 1,095	\$	\$	
<b>SAN MARCOS HIGHWAY LIGHTING DISTRICT</b>					
219.01 INTEREST - DEPOSITS AND INVESTMENTS	\$	\$ 34	\$	\$	
293.09 TRANSFERS FROM OTHER FUNDS		1,150			
TOTAL	\$	\$ 1,184	\$	\$	
<b>SPRING VALLEY LIGHTING DISTRICT</b>					
203.01 PROPERTY TAXES - PRIOR SECURED	\$ 685	\$ 94	\$	\$	
204.01 PROPERTY TAXES - PRIOR UNSECURED	5	3			
219.01 INTEREST - DEPOSITS AND INVESTMENTS	463	1,066			
245.51 STATE AID HOPTR - SEC & UNSEC	2,340	2,181			
293.09 TRANSFERS FROM OTHER FUNDS	3,290	3,982			
TOTAL	\$ 6,783	\$ 7,326	\$	\$	
<b>SOLANA BEACH PUBLIC HIGHWAY LIGHTING DISTRICT</b>					
203.01 PROPERTY TAXES - PRIOR SECURED	\$ 66	\$ 133	\$	\$	
204.01 PROPERTY TAXES - PRIOR UNSECURED	1	1			
219.01 INTEREST - DEPOSITS AND INVESTMENTS	601	406			
245.51 STATE AID HOPTR - SEC & UNSEC	425	714			
245.53 STATE AID BITR - SEC & UNSEC	220	95			
TOTAL	\$ 1,313	\$ 1,349	\$	\$	

COUNTY OF SAN DIEGO FINAL BUDGET  
1972-1973

SPECIAL DISTRICTS  
GOVERNED THROUGH BOARD OF SUPERVISORS  
ANALYSIS OF REVENUE BY SOURCE  
OTHER THAN CURRENT PROPERTY TAXES  
SCHEDULE 13B

REVENUE ACCOUNT SOURCE -- DESCRIPTION	ACTUAL REVENUES 1970-1971	ACTUAL REVENUES 1971-1972	REVENUE ESTIMATES RECOMMENDED 1972-1973	ADOPTED BY THE BOARD OF SUPERVISORS 1972-1973	FUND- GENERAL, UNLESS OTHERWISE INDICATED
LIGHTING DISTRICTS					
SYCAMORE HILLS LIGHTING DISTRICT					
203.01 PROPERTY TAXES - PRIOR SECURED	\$ 164	\$ 234	\$	\$	
204.01 PROPERTY TAXES - PRIOR UNSECURED	13	4			
219.01 INTEREST - DEPOSITS AND INVESTMENTS	997	610			
245.51 STATE AID HOPTR - SEC & UNSEC	1,668	1,429			
245.53 STATE AID BITR - SEC & UNSEC	37	36			
290.05 REV APPL TO PY-USE MONEY & PROP		(15)			
TOTAL	\$ 2,879	\$ 2,298	\$	\$	
VISTA LA MESA PUBLIC HIGHWAY LIGHTING DISTRICT					
203.01 PROPERTY TAXES - PRIOR SECURED	\$ 7	\$	\$	\$	
219.01 INTEREST - DEPOSITS AND INVESTMENTS	134	72			
245.51 STATE AID HOPTR - SEC & UNSEC	182	158			
245.53 STATE AID BITR - SEC & UNSEC	7	7			
TOTAL	\$ 330	\$ 237	\$	\$	
TOTAL LIGHTING DISTRICTS	\$ 36,933	\$ 35,149	\$	\$	

COUNTY OF SAN DIEGO FINAL BUDGET  
1972-1973

SPECIAL DISTRICTS  
GOVERNED THROUGH BOARD OF SUPERVISORS  
ANALYSIS OF REVENUE BY SOURCE  
OTHER THAN CURRENT PROPERTY TAXES  
SCHEDULE 13B

REVENUE ACCOUNT SOURCE -- DESCRIPTION	ACTUAL REVENUES 1970-1971	ACTUAL REVENUES 1971-1972	REVENUE ESTIMATES RECOMMENDED 1972-1973	ADOPTED BY THE BOARD OF SUPERVISORS 1972-1973	FUND- GENERAL, UNLESS OTHERWISE INDICATED
LIGHTING MAINTENANCE DISTRICTS					
BROOKSIDE LIGHTING MAINTENANCE DISTRICT					
203.01 PROPERTY TAXES - PRIOR SECURED	\$ 7	\$ 4	\$	\$	
204.01 PROPERTY TAXES - PRIOR UNSECURED	3	8			
219.01 INTEREST DEPOSITS AND INVESTMENTS	189	108			
227.01 STATE AID - HIGHWAY LAND RENTALS		33			
TOTAL	\$ 199	\$ 153	\$	\$	
CARLTON OAKS LIGHTING MAINTENANCE DISTRICT					
203.01 PROPERTY TAXES - PRIOR SECURED	\$	\$ 174	\$	\$	
219.01 INTEREST - DEPOSITS AND INVESTMENTS	23	18			
290.02 REV APPL TO PY-TAXES		(62)			
TOTAL	\$ 23	\$ 130	\$	\$	
DONALD WAY LIGHTING MAINTENANCE DISTRICT					
219.01 INTEREST - DEPOSITS AND INVESTMENTS	\$ 3	\$ 1	\$	\$	
TOTAL	\$ 3	\$ 1	\$	\$	
ENCINITAS LIGHTING MAINTENANCE DISTRICT NO. 1					
203.01 PROPERTY TAXES - PRIOR SECURED	\$ 20	\$ 142	\$	\$	
219.01 INTEREST - DEPOSITS AND INVESTMENTS	233	218			
TOTAL	\$ 253	\$ 360	\$	\$	
JACUMBA LIGHTING MAINTENANCE DISTRICT					
203.01 PROPERTY TAXES - PRIOR UNSECURED	\$	\$ 23	\$	\$	
219.01 INTEREST - DEPOSITS AND INVESTMENTS		13			
290.02 REVENUE APPL TO PY - TAXES	6	4			
TOTAL	\$ 6	\$ 40	\$	\$	
LAKE SAN MARCOS LIGHTING MAINTENANCE DISTRICT					
203.01 PROPERTY TAXES - PRIOR SECURED	\$ 12	\$ 3	\$	\$	
219.01 INTEREST - DEPOSITS AND INVESTMENTS	282	179			
293.20 OTHER - MISCELLANEOUS		330			
TOTAL	\$ 294	\$ 512	\$	\$	
LEMON GROVE LIGHTING MAINTENANCE DISTRICT					
203.01 PROPERTY TAXES - PRIOR SECURED		23			
219.01 INTEREST - DEPOSITS AND INVESTMENTS	\$ 109	\$ 145	\$	\$	
TOTAL	\$ 109	\$ 168	\$	\$	
LEUCADIA LIGHTING MAINTENANCE DISTRICT					
219.01 INTEREST - DEPOSITS AND INVESTMENTS	\$ 15	\$ 25	\$	\$	
280.02 SANITATION SERVICES-SEWER SERV CHG & FEES		18			
293.20 OTHER--MISCELLANEOUS	18				
TOTAL	\$ 33	\$ 43	\$	\$	

COUNTY OF SAN DIEGO FINAL BUDGET  
1972-1973

SPECIAL DISTRICTS  
GOVERNED THROUGH BOARD OF SUPERVISORS  
ANALYSIS OF REVENUE BY SOURCE  
OTHER THAN CURRENT PROPERTY TAXES  
SCHEDULE 13B

REVENUE ACCOUNT SOURCE -- DESCRIPTION	ACTUAL REVENUES 1970-1971	ACTUAL REVENUES 1971-1972	REVENUE ESTIMATES RECOMMENDED 1972-1973	ADOPTED BY THE BOARD OF SUPERVISORS 1972-1973	FUND- GENERAL, UNLESS OTHERWISE INDICATED
LIGHTING MAINTENANCE DISTRICTS					
PEPPER DRIVE LIGHTING MAINTENANCE DISTRICT					
203.01 PROPERTY TAXES - PRIOR SECURED	\$ 2	\$ 11	\$	\$	
219.01 INTEREST - DEPOSITS AND INVESTMENTS	19	35			
TOTAL	\$ 21	\$ 46	\$	\$	
ROYAL CREST LIGHTING MAINTENANCE DISTRICT					
219.01 INTEREST - DEPOSITS AND INVESTMENTS	\$ 3	\$ 15	\$	\$	
TOTAL	\$ 3	\$ 15	\$	\$	
SAN DIEGO COUNTY LIGHTING MAINTENANCE DISTRICT NO. 1					
203.01 PROPERTY TAXES - PRIOR SECURED	\$ 7	\$ 769	\$	\$	
219.01 INTEREST - DEPOSITS AND INVESTMENTS	2,009	3,892			
290.02 REV APPL TO PY - TAXES		21			
290.05 REV APPL TO PY - USE MONEY & PROP		(53)			
293.20 OTHER - MISCELLANEOUS	7,292	12,203	25,000	25,000	
TOTAL	\$ 9,308	\$ 16,832	\$ 25,000	\$ 25,000	
SAN DIEGO COUNTY LIGHTING MAINTENANCE DISTRICT NO. 2					
203.01 PROPERTY TAXES - PRIOR SECURED	\$ 7	\$	\$	\$	
219.01 INTEREST - DEPOSITS AND INVESTMENTS	190	545			
293.20 OTHER - MISCELLANEOUS	487	605	2,500	2,500	
TOTAL	\$ 684	\$ 1,150	\$ 2,500	\$ 2,500	
SPRING VALLEY LIGHTING MAINTENANCE DISTRICT					
203.01 PROPERTY TAXES - PRIOR SECURED	\$ 138	\$ 147	\$	\$	
219.01 INTEREST - DEPOSITS AND INVESTMENTS	645	311			
227.01 OTHER STATE IN-LIEU TAXES-HWY LAND RENT	14	14			
TOTAL	\$ 797	\$ 472	\$	\$	
SUNSHINE PARK LIGHTING MAINTENANCE DISTRICT					
219.01 INTEREST - DEPOSITS AND INVESTMENTS	\$ 39	\$ 25	\$	\$	
TOTAL	\$ 39	\$ 25	\$	\$	
WINTER GARDENS LIGHTING MAINTENANCE DISTRICT					
219.01 INTEREST - DEPOSITS AND INVESTMENTS	\$ 103	\$ 74	\$	\$	
293.09 TRANSFERS FROM OTHER FUNDS		1,540			
TOTAL	\$ 103	\$ 1,614	\$	\$	
TOTAL LIGHTING MAINTENANCE DISTRICTS	\$ 11,875	\$ 21,561	\$ 27,500	\$ 27,500	

COUNTY OF SAN DIEGO FINAL BUDGET  
1972-1973

SPECIAL DISTRICTS  
GOVERNED THROUGH BOARD OF SUPERVISORS  
ANALYSIS OF REVENUE BY SOURCE  
OTHER THAN CURRENT PROPERTY TAXES  
SCHEDULE 13B

REVENUE ACCOUNT SOURCE -- DESCRIPTION	ACTUAL REVENUES 1970-1971	ACTUAL REVENUES 1971-1972	REVENUE ESTIMATES RECOMMENDED 1972-1973	ADOPTED BY THE BOARD OF SUPERVISORS 1972-1973	FUND- GENERAL, UNLESS OTHERWISE INDICATED
<b>RECREATION AND PARK DISTRICTS</b>					
SPRING VALLEY RECREATION AND PARK DISTRICT					
203.01 PROPERTY TAXES - PRIOR SECURED	\$ 1,158	\$ 444	\$	\$	
204.01 PROPERTY TAXES - PRIOR UNSECURED	66	6			
219.01 INTEREST - DEPOSITS AND INVESTMENTS	5,873	4,361			
227.01 OTHER-STATE-IN LIEU-HGWY LAND RENTAL	15	16			
245.51 STATE AID HOPTR - SEC & UNSEC	1,734	2,433	2,000	2,000	
245.53 STATE AID BITR - SEC & UNSEC	157	280			
290.02 REV APPL TO PY - TAXES		1			
290.05 REV APPL TO PY - USE OF MONEY & PROP		(81)			
TOTAL	\$ 9,003	\$ 7,460	\$ 2,000	\$ 2,000	
<b>MAINTENANCE DISTRICTS</b>					
RANCHO SANTA FE MAINTENANCE DISTRICT					
203.01 PROPERTY TAXES - PRIOR SECURED	\$ 1,018	\$ 395	\$ 500	\$ 500	
219.01 INTEREST - DEPOSITS AND INVESTMENTS	1,067	536	500	500	
290.01 REV APPL TO PY - OTHER		125			
290.02 REV APPL TO PY - TAXES		(25)			
290.05 REV APPL TO PY - USE OF MONEY & PROP		(19)			
293.12 OTHER-COMP INSURANCE REFUND OF PREMIUM	21	162			
TOTAL	\$ 2,106	\$ 1,174	\$ 1,000	\$ 1,000	
SAN DIEGO COUNTY DRAINAGE MAINTENANCE DISTRICT NO. 1					
203.01 PROPERTY TAXES - PRIOR SECURED	\$ 596	\$ 194	\$ 300	\$ 300	
204.01 PROPERTY TAXES - PRIOR UNSECURED		3			
219.01 INTEREST - DEPOSITS AND INVESTMENTS	460	438	300	300	
TOTAL	\$ 1,056	\$ 635	\$ 600	\$ 600	
WINTER GARDENS SEWER MAINTENANCE DISTRICT					
203.01 PROPERTY TAXES - PRIOR SECURED	\$ 365	\$ 339	\$ 300	\$ 300	
219.01 INTEREST - DEPOSITS AND INVESTMENTS	626	981			
280.01 SANITATION SERVICES-SERV. TO PROP. OWNERS			27,050	27,050	
280.02 SANITATION SERVICES-SEWER SERV CHGS & FEES	33,848	37,524	37,744	37,744	
280.06 SANITATION SERVICES-CONNECTION FEES		238	10,000	10,000	
290.01 REV APPL TO PY - OTHER		(81)			
290.05 REV APPL TO PY - USE OF MONEY & PROP		(13)			
290.08 REV APPL TO PY-CHGS FOR CURRENT SERV	356	825			
TOTAL	\$ 35,195	\$ 39,813	\$ 75,094	\$ 75,094	
TOTAL MAINTENANCE DISTRICTS	\$ 38,357	\$ 41,622	\$ 76,694	\$ 76,694	

COUNTY OF SAN DIEGO FINAL BUDGET  
1972-1973

SPECIAL DISTRICTS  
GOVERNED THROUGH BOARD OF SUPERVISORS  
ANALYSIS OF REVENUE BY SOURCE  
OTHER THAN CURRENT PROPERTY TAXES  
SCHEDULE 13B

REVENUE ACCOUNT SOURCE -- DESCRIPTION	ACTUAL REVENUES 1970-1971	ACTUAL REVENUES 1971-1972	REVENUE ESTIMATES RECOMMENDED 1972-1973	ADOPTED BY THE BOARD OF SUPERVISORS 1972-1973	FUND- GENERAL, UNLESS OTHERWISE INDICATED
<b>SANITATION DISTRICTS</b>					
ALPINE SANITATION DISTRICT - MAINTENANCE					
203.01 PROPERTY TAXES - PRIOR SECURED	\$ 260	\$ 157	\$ 10	\$ 10	
219.01 INTEREST - DEPOSITS AND INVESTMENTS	71	295			
280.01 SANITATION SERVICES - TO PROPERTY OWNERS			6,450	6,450	
280.02 SANITATION SERVICES-SEWER SERV CHGS & FEES	11,876	9,988	19,760	19,760	
280.06 SANITATION SERVICES - CONNECTION FEES		750	11,860	11,860	
290.01 REV APPL TO P.Y.-OTHER		159			
290.02 REVENUE APPLICABLE TO PRIOR YEARS-TAXES	(287)				
290.08 REV APPL TO P.Y.-CHGS FOR CURRENT SER	309	15			
TOTAL	\$ 12,229	\$ 11,364	\$ 38,080	\$ 38,080	
ALPINE SANITATION DISTRICT - DEBT SERVICE 1953 (115M)					
203.01 PROPERTY TAXES - PRIOR SECURED	\$	\$ 34	\$	\$	
219.01 INTEREST - DEPOSITS AND INVESTMENTS	559	318	200	200	DEBT SERVICE 1953 (115M)
290.05 REV APPL TO PY - USE MONEY & PROP		(8)			
TOTAL	\$ 559	\$ 344	\$ 200	\$ 200	
ALPINE SANITATION DISTRICT - DEBT SERVICE 1953 (5M), 1971					
203.01 PROPERTY TAXES - PRIOR SECURED	\$ 6	\$ 4	\$	\$	DEBT SERVICE 1953 (5M)
219.01 INTEREST - DEPOSITS AND INVESTMENTS	15	7,365			DEBT SERVICE 1953 (5M)
288.01 OTHER REV-PREM & ACCRUED INTEREST ON BONDS ISSUED		1,249			DEBT SERVICE 1971 (5M)
293.09 OTHER REVENUE-TRANSFERS FROM OTHER FUNDS		26,004			DEBT SERVICE 1971 (5M)
TOTAL	\$ 21	\$ 34,622	\$	\$	
TOTAL ALPINE SANITATION DISTRICT	\$ 12,809	\$ 46,330	\$ 38,280	\$ 38,280	
BUENA SANITATION DISTRICT - MAINTENANCE					
203.01 PROPERTY TAXES - PRIOR SECURED	\$	\$ 53	\$	\$	
219.01 INTEREST - DEPOSITS AND INVESTMENTS	1,528	2,701			
280.01 SANITATION SERVICES - TO PROPERTY OWNERS			26,300	26,300	
280.02 SANITATION SERVICES-SEWER SERV CHGS & FEES	56,706	50,553	43,840	43,840	
280.06 SANITATION SERVICES - CONNECTION FEES		12,480	26,860	26,860	
290.01 REV APPL TO PY - OTHER	310	3,931			
290.02 REV APPL TO PY - TAXES	(777)				
290.05 REV APPL TO PY-USE MONEY & PROP		(33)			
290.08 REV APPL TO PY-CHGS FOR CURRENT SER	1,081	643			
TOTAL	\$ 58,848	\$ 70,328	\$ 97,000	\$ 97,000	

COUNTY OF SAN DIEGO FINAL BUDGET  
1972-1973

SPECIAL DISTRICTS  
GOVERNED THROUGH BOARD OF SUPERVISORS  
ANALYSIS OF REVENUE BY SOURCE  
OTHER THAN CURRENT PROPERTY TAXES  
SCHEDULE 13B

REVENUE ACCOUNT SOURCE -- DESCRIPTION	ACTUAL REVENUES 1970-1971	ACTUAL REVENUES 1971-1972	REVENUE ESTIMATES RECOMMENDED 1972-1973	ADOPTED BY THE BOARD OF SUPERVISORS 1972-1973	FUND- GENERAL, UNLESS OTHERWISE INDICATED
SANITATION DISTRICTS					
BUENA SANITATION DISTRICT - DEBT SERVICE 1964					
203.01 PROPERTY TAXES - PRIOR SECURED	\$ 2,883	\$ 4,947	\$ 700	\$ 700	DEBT SERVICE 1964
219.01 INTEREST - DEPOSITS AND INVESTMENTS	14,014	7,143	5,000	5,000	DEBT SERVICE 1964
290.05 REV APPL TO PY-USE MONEY & PROP		(166)			
293.09 TRANSFERS FROM OTHER FUNDS	43,800	34,600			DEBT SERVICE 1964
TOTAL	\$ 60,697	\$ 46,524	\$ 5,700	\$ 5,700	DEBT SERVICE 1964
TOTAL BUENA SANITATION DISTRICT	\$ 119,545	\$ 116,852	\$ 102,700	\$ 102,700	
CARDIFF SANITATION DISTRICT - MAINTENANCE					
203.01 PROPERTY TAXES - PRIOR SECURED	\$ 173	\$ 337	\$	\$	
204.01 PROPERTY TAXES - PRIOR UNSECURED	(464)				
219.01 INTEREST - DEPOSITS AND INVESTMENTS	405	612	300	300	
268.05 PLANNING & ENG SERVICES-OTHER GOV AGENCYS			1,375,000	1,375,000	
280.01 SANITATION SERVICES-TO PROPERTY OWNERS			23,400	23,400	
280.06 SANITATION SERVICES - CONNECTION FEES			6,200	6,200	
290.02 REV APPL TO PY - TAXES	(64,319)	4			
290.05 REV APPL TO PY-USE OF MONEY & PROP		(10)			
290.08 REV APPL TO PY - CHGS FOR CURRENT SER	64,589		70	70	
293.09 TRANSFERS FROM OTHER FUNDS	9,000	5,000			
TOTAL	\$ 9,384	\$ 5,943	\$ 1,404,970	\$ 1,404,970	
CARDIFF SANITATION DISTRICT - DEBT SERVICE 1956					
203.01 PROPERTY TAXES - PRIOR SECURED	\$ 117	\$ 180	\$ 40	\$ 40	DEBT SERVICE 1956
204.01 PROPERTY TAXES - PRIOR UNSECURED	(313)				DEBT SERVICE 1956
219.01 INTEREST - DEPOSITS AND INVESTMENTS	969	497	200	200	DEBT SERVICE 1956
290.02 REV APPL TO PY - TAXES		(11)			
290.05 REV APPL TO PY - USE OF MONEY & PROP		(18)			
293.09 TRANSFERS FROM OTHER FUNDS		80			
TOTAL	\$ 773	\$ 728	\$ 240	\$ 240	
CARDIFF SANITATION DISTRICT - 1965 SEWER REVENUE					
203.01 PROPERTY TAXES - PRIOR SECURED	\$ 18	\$	\$	\$	1965 SEWER REVENUE
219.01 INTEREST - DEPOSITS AND INVESTMENTS	1,061	996	500	500	1965 SEWER REVENUE
280.02 SANITATION SERVICES-SEWER SERV CHGS & FEES	78,641	84,947	127,950	127,950	1965 SEWER REVENUE
280.06 SANITATION SERVICES - CONNECTION FEES		13,560	24,000	24,000	
290.01 REV APPL TO PY - OTHER		1,788			
290.02 REV APPL TO PY - TAXES		(60)			
290.05 REV APPL TO PY - USE OF MONEY & PROP		(12)			
290.08 REV APPL TO PY - CHGS FOR CURRENT SER		581			
TOTAL	\$ 79,720	\$ 101,800	\$ 152,450	\$ 152,450	



COUNTY OF SAN DIEGO FINAL BUDGET  
1972-1973

SPECIAL DISTRICTS  
GOVERNED THROUGH BOARD OF SUPERVISORS  
ANALYSIS OF REVENUE BY SOURCE  
OTHER THAN CURRENT PROPERTY TAXES  
SCHEDULE 13B

REVENUE ACCOUNT SOURCE -- DESCRIPTION	ACTUAL REVENUES 1970-1971	ACTUAL REVENUES 1971-1972	REVENUE ESTIMATES RECOMMENDED 1972-1973	ADOPTED BY THE BOARD OF SUPERVISORS 1972-1973	FUND- GENERAL, UNLESS OTHERWISE INDICATED
SANITATION DISTRICTS					
CARDIFF SANITATION DISTRICT - 1965 SEWER MAINTENANCE & OPERATION					
219.01 INTEREST - DEPOSITS AND INVESTMENTS	\$ 176	\$ 891	\$ 100	\$ 100	1965 SEWER MAINTENANCE & OPERATION
290.05 REV APPL TO PY-USE OF MONEY & PROPERTY		(5)			1965 SEWER MAINTENANCE & OPERATION
293.09 TRANSFERS FROM OTHER FUNDS	33,000	42,500	76,600	76,600	1965 SEWER MAINTENANCE & OPERATION
TOTAL	\$ 33,176	\$ 43,386	\$ 76,700	\$ 76,700	
CARDIFF SANITATION DISTRICT - 1965 SEWER REVENUE BOND - INTEREST					
219.01 INTEREST - DEPOSITS AND INVESTMENTS	\$ 118	\$ 588	\$ 300	\$ 300	1965 SEWER REVENUE BOND - INTEREST
290.05 REV APPL TO PY-USE OF MONEY & PROPERTY		(9)			1965 SEWER REVENUE BOND - INTEREST
293.09 TRANSFERS FROM OTHER FUNDS	26,360	24,125	22,210	22,210	1965 SEWER REVENUE BOND - INTEREST
TOTAL	\$ 26,478	\$ 24,704	\$ 22,510	\$ 22,510	
CARDIFF SANITATION DISTRICT - 1965 SEWER REVENUE BOND - RETIREMENT					
219.01 INTEREST - DEPOSITS AND INVESTMENTS	\$ 71	\$ 702	\$ 400	\$ 400	1965 SEWER REVENUE BOND - RETIREMENT
290.05 REV APPL TO PY-USE OF MONEY & PROPERTY		(6)			1965 SEWER REVENUE BOND - RETIREMENT
293.09 TRANSFERS FROM OTHER FUNDS	14,915	16,000	14,200	14,200	1965 SEWER REVENUE BOND - RETIREMENT
TOTAL	\$ 14,986	\$ 16,696	\$ 14,600	\$ 14,600	
CARDIFF SANITATION DISTRICT - 1965 SEWER REVENUE BOND - RESERVE					
219.01 INTEREST - DEPOSITS AND INVESTMENTS	\$ 4,277	\$ 1,862	\$ 1,200	\$ 1,200	1965 SEWER REVENUE BOND - RESERVE
290.05 REV APPL TO PY - USE OF MONEY & PROPERTY		(65)			1965 SEWER REVENUE BOND - RESERVE
293.09 TRANSFERS FROM OTHER FUNDS	3,320	23,250			1965 SEWER REVENUE BOND - RESERVE
TOTAL	\$ 7,597	\$ 25,047	\$ 1,200	\$ 1,200	
CARDIFF SANITATION DISTRICT - 1965 SEWER REVENUE BOND - SURPLUS					
219.01 INTEREST - DEPOSITS AND INVESTMENTS	\$ 5	\$ 1	\$ 2	\$ 2	1965 SEWER REVENUE BOND - SURPLUS
TOTAL CARDIFF SANITATION DISTRICT	\$ 172,119	\$ 218,305	\$ 1,672,672	\$ 1,672,672	

COUNTY OF SAN DIEGO FINAL BUDGET  
1972-1973

SPECIAL DISTRICTS  
GOVERNED THROUGH BOARD OF SUPERVISORS  
ANALYSIS OF REVENUE BY SOURCE  
OTHER THAN CURRENT PROPERTY TAXES  
SCHEDULE 13B

REVENUE ACCOUNT SOURCE -- DESCRIPTION	ACTUAL REVENUES 1970-1971	ACTUAL REVENUES 1971-1972	REVENUE ESTIMATES RECOMMENDED 1972-1973	ADOPTED BY THE BOARD OF SUPERVISORS 1972-1973	FUND- GENERAL, UNLESS OTHERWISE INDICATED
<b>SANITATION DISTRICTS</b>					
JULIAN SANITATION DISTRICT - MAINTENANCE					
219.01 INTEREST - DEPOSITS AND INVESTMENTS	\$ 110	\$ 127	\$ 50	\$ 50	
280.01 SANITATION SERVICES - TO PROPERTY OWNERS			475	475	
280.02 SANITATION SERVICES-SEWER SERV CHGS & FEES	2,615	2,699	3,670	3,670	
280.06 SANITATION SERVICES-CONNECTION FEES			1,100	1,100	
290.08 REV APPL TO PY - CHGS FOR CURRENT SERV	6	1			
TOTAL	\$ 2,731	\$ 2,827	\$ 5,295	\$ 5,295	
JULIAN SANITATION DISTRICT - DEBT SERVICE 1953					
203.01 PROPERTY TAXES - PRIOR SECURED	\$ 237	\$ 25	\$ 50	\$ 50	DEBT SERVICE 1953
219.01 INTEREST - DEPOSITS AND INVESTMENTS	123	60			DEBT SERVICE 1953
290.05 REVENUE APPL TO PY - USE OF MONEY & PROPERTY		(3)			DEBT SERVICE 1953
TOTAL	\$ 360	\$ 82	\$ 50	\$ 50	
TOTAL JULIAN SANITATION DISTRICT	\$ 3,091	\$ 2,909	\$ 5,345	\$ 5,345	
LAKESIDE SANITATION DISTRICT - MAINTENANCE					
203.01 PROPERTY TAXES - PRIOR SECURED	\$ 1,369	\$ 1,747	\$ 500	\$ 500	
204.01 PROPERTY TAXES - PRIOR UNSECURED		13			
219.01 INTEREST - DEPOSITS AND INVESTMENTS	17,033	18,451	1,500	1,500	
241.10 STATE AID - CONSTRUCTION - OTHER		25,750			
253.10 FEDERAL AID - CONSTRUCTION - OTHER		56,650			
280.01 SANITATION SERVICES - TO PROPERTY OWNERS			80,675	80,675	
280.02 SANITATION SERVICES-SEWER SERV CHGS & FEES	92,785	101,113	224,500	224,500	
280.06 SANITATION SERVICES - CONNECTION FEES		113,784	93,100	93,100	
290.01 REV APPL TO PY - OTHER REVENUE	1,228	(270)			
290.02 REV APPL TO PY - TAXES	(390)	30			
290.05 REV APPL TO PY-USE OF MONEY & PROPERTY	1,016	(312)			
290.08 REV APPL TO PY-CHGS CURRENT SERVICES		1,108			
293.20 OTHER - MISCELLANEOUS	70	120	40,000	40,000	
TOTAL	\$ 113,111	\$ 318,184	\$ 440,275	\$ 440,275	
LAKESIDE SANITATION DISTRICT - DEBT SERVICE 1958					
203.01 PROPERTY TAXES - PRIOR SECURED	\$ 596	\$ 648	\$ 500	\$ 500	DEBT SERVICE 1958
204.01 PROPERTY TAXES - PRIOR UNSECURED		4			DEBT SERVICE 1958
219.01 INTEREST - DEPOSITS AND INVESTMENTS	969	501	500	500	DEBT SERVICE 1958
290.02 REV APPL TO PY - TAXES		(92)			DEBT SERVICE 1958
290.05 REV APPL TO PY - USE OF MONEY & PROPERTY		(20)			DEBT SERVICE 1958
TOTAL	\$ 1,565	\$ 1,041	\$ 1,000	\$ 1,000	
TOTAL LAKESIDE SANITATION DISTRICT	\$ 114,676	\$ 319,225	\$ 441,275	\$ 441,275	

COUNTY OF SAN DIEGO FINAL BUDGET  
1972-1973

SPECIAL DISTRICTS  
GOVERNED THROUGH BOARD OF SUPERVISORS  
ANALYSIS OF REVENUE BY SOURCE  
OTHER THAN CURRENT PROPERTY TAXES  
SCHEDULE 13B

REVENUE ACCOUNT SOURCE -- DESCRIPTION	ACTUAL REVENUES 1970-1971	ACTUAL REVENUES 1971-1972	REVENUE ESTIMATES RECOMMENDED 1972-1973	ADOPTED BY THE BOARD OF SUPERVISORS 1972-1973	FUND- GENERAL, UNLESS OTHERWISE INDICATED
SANITATION DISTRICTS					
LEMON GROVE SANITATION DISTRICT					
203.01 PROPERTY TAXES - PRIOR SECURED	\$ 540	\$ 651	\$ 400	\$ 400	
204.01 PROPERTY TAXES - PRIOR UNSECURED	3	45			
219.01 INTEREST - DEPOSITS AND INVESTMENTS	2,560	4,704	1,500	1,500	
227.01 STATE AID - OTHER IN-LIEU TAXES		94			
280.01 SANITATION SERVICES - TO PROPERTY OWNERS			18,150	18,150	
280.02 SANITATION SERVICES - SEWER SERV CHGS & FEES	96,694	98,091	176,948	176,948	
280.06 SANITATION SERVICES - CONNECTION FEES		8,125	7,500	7,500	
290.01 REV APPL TO PY - OTHER REV		8,831			
290.02 REV APPL TO PY - TAXES	(455)	46			
290.05 REV APPL TO PY - USE OF MONEY & PROPERTY		(53)			
290.08 REV APPL TO PY-CHGS FOR CURRENT SER	252	572			
293.20 OTHER - MISCELLANEOUS		5	81,200	81,200	
TOTAL	\$ 99,594	\$ 121,111	\$ 285,698	\$ 285,698	
MONTGOMERY SANITATION DISTRICT					
203.01 PROPERTY TAXES - PRIOR SECURED	\$ 841	\$ 867	\$ 800	\$ 800	
204.01 PROPERTY TAXES - PRIOR UNSECURED	2	1			
219.01 INTEREST - DEPOSITS AND INVESTMENTS	5,083	5,456	2,000	2,000	
227.01 OTHER STATE IN-LIEU TAX-HWY LAND RENT	12	3			
280.01 SANITATION SERVICES-SERV PROP OWNERS			83,600	83,600	
280.02 SANITATION SERVICES-SEWER SERV CHGS & FEES	90,897	111,657	112,822	112,822	
280.06 SANITATION SERVICES - CONNECTION FEES		950	2,750	2,750	
290.01 REVENUE APPL TO PRIOR YEARS - OTHER	2,760	509			
290.02 REVENUE APPLICABLE TO PRIOR YEARS - TAXES	(291)	(9)			
290.05 REV APPL TO PY - USE MONEY & PROP		(78)			
290.08 REV APPL TO PY-CHGS FOR CURRENT SERV	1,472	2,014			
293.20 OTHER - MISCELLANEOUS			90,000	90,000	
TOTAL	\$ 100,776	\$ 121,370	\$ 291,972	\$ 291,972	
PINE VALLEY SANITATION DISTRICT					
219.01 PROPERTY TAXES - PRIOR SECURED	\$ 494	\$ 678	\$ 400	\$ 400	
280.01 SANITATION SERVICES - TO PROPERTY OWNERS			400	400	
280.02 SANITATION SERVICES-SEWER SERV CHGS & FEES	9,320	9,570	9,760	9,760	
290.05 REV APPL TO PY - USE OF MONEY & PROPERTY		(10)			
290.08 REV APPL TO PY - CHGS FOR CURRENT SER		1			
293.20 OTHER MISCELLANEOUS	85				
TOTAL	\$ 9,899	\$ 10,239	\$ 10,160	\$ 10,160	

COUNTY OF SAN DIEGO FINAL BUDGET  
1972-1973

SPECIAL DISTRICTS  
GOVERNED THROUGH BOARD OF SUPERVISORS  
ANALYSIS OF REVENUE BY SOURCE  
OTHER THAN CURRENT PROPERTY TAXES  
SCHEDULE 13B

REVENUE ACCOUNT SOURCE -- DESCRIPTION	ACTUAL REVENUES 1970-1971	ACTUAL REVENUES 1971-1972	REVENUE ESTIMATES RECOMMENDED 1972-1973	ADOPTED BY THE BOARD OF SUPERVISORS 1972-1973	FUND- GENERAL, UNLESS OTHERWISE INDICATED
<b>SANITATION DISTRICTS</b>					
RAMONA SANITATION DISTRICT - MAINTENANCE					
203.01 PROPERTY TAXES - PRIOR SECURED	\$ 471	\$ 438	\$ 550	\$ 550	
219.01 INTEREST - DEPOSITS AND INVESTMENTS	876	1,594	350	350	
280.01 SANITATION SERVICES - TO PROPERTY OWNERS			750	750	
280.02 SANITATION SERVICES-SEWER SERV CHGS & FEES	18,793	18,232	102,350	102,350	
280.06 SANITATION SERVICES-CONNECTION FEES		25			
290.02 REV APPL TO PY - TAXES	(93)				
290.05 REV APPL TO PY-USE MONEY & PROP		(17)			
290.08 REV APPL TO PY-CHGS FOR CURRENT SER	102	14			
293.20 OTHER - MISCELLANEOUS	50				
TOTAL	\$ 20,199	\$ 20,286	\$ 104,000	\$ 104,000	
<b>RAMONA SANITATION DISTRICT - DEBT SERVICE 1949</b>					
203.01 PROPERTY TAXES - PRIOR SECURED	\$ 69	\$ 28	\$	\$	DEBT SERVICE 1949
219.01 INTEREST - DEPOSITS AND INVESTMENTS	175	21,300	150	150	DEBT SERVICE 1949
288.01 OTHER REVENUE-PREM & ACCRD INT ON BONDS ISSUED		2,768			
290.05 REV APPL TO PY - USE MONEY & PROP		(4)			
293.09 OTHER REVENUE - TRANSFERS FROM OTHER FUNDS			44,000	44,000	
TOTAL	\$ 244	\$ 24,092	\$ 44,150	\$ 44,150	
TOTAL RAMONA SANITATION DISTRICT	\$ 20,443	\$ 44,378	\$ 148,150	\$ 148,150	
<b>RANCHO SANTA FE SANITATION DISTRICT</b>					
203.01 PROPERTY TAXES - PRIOR SECURED	\$ 560	\$ 535	\$ 150	\$ 150	
219.01 INTEREST - DEPOSITS AND INVESTMENTS	1,651	2,039	1,300	1,300	
280.01 SANITATION SERVICES - TO PROPERTY OWNERS			7,650	7,650	
280.02 SANITATION SERVICES-SEWER SERV CHGS & FEES	3,156	(1,633)	4,820	4,820	
280.06 SANITATION SERVICES - CONNECTION FEES		5,800	8,480	8,480	
290.05 REV APPL TO PY - USE MONEY & PROP		(31)			
290.08 REV APPL TO PY-CHGS FOR CURRENT SER	35	71			
293.20 OTHER - MISCELLANEOUS	395	80	10,000	10,000	
TOTAL	\$ 5,797	\$ 6,861	\$ 32,400	\$ 32,400	
<b>RANCHO SANTA FE SANITATION DISTRICT - DEBT SERVICE 1960</b>					
203.01 PROPERTY TAXES - PRIOR SECURED	\$ 134	\$ 106	\$ 50	\$ 50	DEBT SERVICE 1960
219.01 INTEREST - DEPOSITS AND INVESTMENTS	477	256	200	200	DEBT SERVICE 1960
TOTAL	\$ 611	\$ 362	\$ 250	\$ 250	
TOTAL RANCHO SANTA FE DISTRICT	\$ 6,408	\$ 7,223	\$ 32,650	\$ 32,650	

COUNTY OF SAN DIEGO FINAL BUDGET  
1972-1973

SPECIAL DISTRICTS  
GOVERNED THROUGH BOARD OF SUPERVISORS  
ANALYSIS OF REVENUE BY SOURCE  
OTHER THAN CURRENT PROPERTY TAXES  
SCHEDULE 13B

REVENUE ACCOUNT SOURCE -- DESCRIPTION	ACTUAL REVENUES 1970-1971	ACTUAL REVENUES 1971-1972	REVENUE ESTIMATES RECOMMENDED 1972-1973	ADOPTED BY THE BOARD OF SUPERVISORS 1972-1973	FUND- GENERAL, UNLESS OTHERWISE INDICATED
<b>SANITATION DISTRICTS</b>					
<b>ROLANDO SANITATION DISTRICT</b>					
203.01 PROPERTY TAXES - PRIOR SECURED	\$ 29	\$ 4	\$ 30	\$ 30	
219.01 INTEREST - DEPOSITS AND INVESTMENTS	1,115	1,093	200	200	
280.01 SANITATION SERVICES - TO PROPERTY OWNERS			800	800	
280.02 SANITATION SERVICES-SEWER SERV CHGS & FEES	141	641	11,778	11,778	
280.06 SANITATION SERVICES - CONNECTION FEES		25	50	50	
290.05 REV APPL TO PY - USE MONEY & PROP		(21)			
290.08 REV APPL TO PY-CHGS FOR CURRENT SER	1,995	35			
293.20 OTHER - MISCELLANEOUS		235			
TOTAL	\$ 3,280	\$ 2,012	\$ 12,858	\$ 12,858	
<b>SOLANA BEACH SANITATION DISTRICT - MAINTENANCE</b>					
203.01 PROPERTY TAXES - PRIOR SECURED	\$ 678	\$ 1,196	\$ 400	\$ 400	
219.01 INTEREST - DEPOSITS AND INVESTMENTS	6,100	8,741	3,100	3,100	
280.01 SANITATION SERVICES - TO PROPERTY OWNERS			9,600	9,600	
280.06 SANITATION SERVICES - CONNECTION FEES		144,176			
290.02 REV APPL TO PY - TAXES	(43,262)	15			
290.05 REV APPL TO PY - USE MONEY & PROP		(124)			
290.08 REV APPL TO PY-CHGS FOR CURRENT SER	43,688				
293.05 OTHER RECOVERED EXPENDITURES			675,000	675,000	
293.09 TRANSFERS FROM OTHER FUNDS		10,000	21,153	21,153	
293.20 OTHER - MISCELLANEOUS		232	3,200	3,200	
TOTAL	\$ 7,204	\$ 164,236	\$ 712,453	\$ 712,453	
<b>SOLANA BEACH SANITATION DISTRICT - 1965 SEWER REVENUE</b>					
203.01 PROPERTY TAXES - PRIOR SECURED	\$ 14	\$ (14)	\$ 100	\$ 100	1965 SEWER REVENUE
219.01 INTEREST - DEPOSITS AND INVESTMENTS	2,121	1,670	1,000	1,000	1965 SEWER REVENUE
280.02 SANITATION SERVICES-SEWER SERV CHGS & FEES	101,863	66,931	113,600	113,600	1965 SEWER REVENUE
280.06 SANITATION SERVICES - CONNECTION FEES		7,860	7,500	7,500	
290.02 REV APPL TO PY - TAXES		12			
290.05 REV APPL TO PY - USE MONEY & PROP		(50)			
290.08 REV APPL TO PY - CHGS FOR CURRENT SERVICES		546			
TOTAL	\$ 103,998	\$ 76,955	\$ 122,200	\$ 122,200	
<b>SOLANA BEACH SANITATION DISTRICT - 1965 SEWER MAINTENANCE &amp; OPERATION</b>					
219.01 INTEREST - DEPOSITS AND INVESTMENTS	\$ 692	\$ 1,201	\$ 200	\$ 200	1965 SEWER MAINTENANCE & OPERATION
290.05 REV APPL TO PY - USE MONEY - PROP		(10)			1965 SEWER MAINTENANCE & OPERATION
293.09 TRANSFERS FROM OTHER FUNDS	35,000	49,000	71,800	71,800	1965 SEWER MAINTENANCE & OPERATION
TOTAL	\$ 35,692	\$ 50,191	\$ 72,000	\$ 72,000	

COUNTY OF SAN DIEGO FINAL BUDGET  
1972-1973

SPECIAL DISTRICTS  
GOVERNED THROUGH BOARD OF SUPERVISORS  
ANALYSIS OF REVENUE BY SOURCE  
OTHER THAN CURRENT PROPERTY TAXES  
SCHEDULE 13B

REVENUE ACCOUNT SOURCE -- DESCRIPTION	ACTUAL REVENUES 1970-1971	ACTUAL REVENUES 1971-1972	REVENUE ESTIMATES RECOMMENDED 1972-1973	ADOPTED BY THE BOARD OF SUPERVISORS 1972-1973	FUND- GENERAL, UNLESS OTHERWISE INDICATED
<b>SANITATION DISTRICTS</b>					
<b>SOLANA BEACH SANITATION DISTRICT - 1965 SEWER REVENUE BOND - INTEREST</b>					
219.01 INTEREST - DEPOSITS AND INVESTMENTS	\$ 135	\$ 611	\$ 300	\$ 300	1965 SEWER REVENUE BOND - INTEREST
290.05 REV APPL TO PY - USE MONEY & PROP		(9)			1965 SEWER REVENUE BOND - INTEREST
293.09 TRANSFERS FROM OTHER FUNDS	20,230	25,200	23,147	23,147	1965 SEWER REVENUE BOND - INTEREST
<b>TOTAL</b>	<b>\$ 20,365</b>	<b>\$ 25,802</b>	<b>\$ 23,447</b>	<b>\$ 23,447</b>	
<b>SOLANA BEACH SANITATION DISTRICT - 1965 SEWER REVENUE BOND - RETIREMENT</b>					
219.01 INTEREST - DEPOSITS AND INVESTMENTS	\$ 69	\$ 705	\$ 400	\$ 400	1965 SEWER REVENUE BOND - RETIREMENT
290.05 REV APPL TO PY - USE MONEY & PROP		(6)			1965 SEWER REVENUE BOND - RETIREMENT
293.09 TRANSFERS FROM OTHER FUNDS	15,000	16,000	14,600	14,600	1965 SEWER REVENUE BOND - RETIREMENT
<b>TOTAL</b>	<b>\$ 15,069</b>	<b>\$ 16,699</b>	<b>\$ 15,000</b>	<b>\$ 15,000</b>	
<b>SOLANA BEACH SANITATION DISTRICT - 1965 REVENUE BOND - RESERVE</b>					
219.01 INTEREST - DEPOSITS AND INVESTMENTS	\$ 5,142	\$ 3,304	\$	\$	1965 SEWER REVENUE BOND - RESERVE
290.05 REV APPL TO PY - USE OF MONEY & PROP		(73)			1965 SEWER REVENUE BOND - RESERVE
<b>TOTAL</b>	<b>\$ 5,142</b>	<b>\$ 3,231</b>	<b>\$</b>	<b>\$</b>	
<b>SOLANA BEACH SANITATION DISTRICT - 1965 SEWER REVENUE BOND - SURPLUS</b>					
219.01 INTEREST - DEPOSITS AND INVESTMENTS	\$ 228	\$ 289	\$	\$	1965 SEWER REVENUE BOND - SURPLUS
290.05 REV APPL TO PY - USE OF MONEY & PROP		(2)			1965 SEWER REVENUE BOND - SURPLUS
293.09 TRANSFERS FROM OTHER FUNDS	19,085	6,000			1965 SEWER REVENUE BOND SURPLUS
<b>TOTAL</b>	<b>\$ 19,313</b>	<b>\$ 6,287</b>	<b>\$</b>	<b>\$</b>	
<b>TOTAL SOLANA BEACH SANITATION DISTRICT</b>	<b>\$ 206,783</b>	<b>\$ 343,401</b>	<b>\$ 945,100</b>	<b>\$ 945,100</b>	

COUNTY OF SAN DIEGO FINAL BUDGET  
1972-1973

SPECIAL DISTRICTS  
GOVERNED THROUGH BOARD OF SUPERVISORS  
ANALYSIS OF REVENUE BY SOURCE  
OTHER THAN CURRENT PROPERTY TAXES  
SCHEDULE 13B

REVENUE ACCOUNT SOURCE -- DESCRIPTION	ACTUAL REVENUES 1970-1971	ACTUAL REVENUES 1971-1972	REVENUE ESTIMATES RECOMMENDED 1972-1973	ADOPTED BY THE BOARD OF SUPERVISORS 1972-1973	FUND- GENERAL, UNLESS OTHERWISE INDICATED
<b>SANITATION DISTRICTS</b>					
SPRING VALLEY SANITATION DISTRICT - MAINTENANCE					
203.01 PROPERTY TAXES - PRIOR SECURED	\$ 2,079	\$ 1,259	\$ 700	\$ 700	
204.01 PROPERTY TAXES - PRIOR UNSECURED	37	22			
219.01 INTEREST - DEPOSITS AND INVESTMENTS	2,044	1,577	300	300	
227.01 OTHER STATE IN-LIEU TAX-HWY LAND RENT	119	61			
241.10 CONTRIBUTIONS FROM OTHER AGENCIES		83,947			
280.01 SANITATION SERVICES - TO PROPERTY OWNERS			172,394	172,394	
280.06 SANITATION SERVICES - CONNECTION FEES			3,100	3,100	
290.02 REV APPL TO PY - TAXES		48			
290.05 REV APPL TO PY - USE OF MONEY & PROP		(36)			
290.08 REV APPL TO PY-CHGS FOR CURRENT SER	198,874				
293.03 STATE HIGHWAY REIMBURSEMENTS			817,600	817,600	
293.09 TRANSFERS FROM OTHER FUNDS	210,700	125,000	237,712	237,712	
293.20 OTHER - MISCELLANEOUS	2,398	12,000			
TOTAL	\$ 416,251	\$ 223,878	\$ 1,231,806	\$ 1,231,806	
SPRING VALLEY SANITATION DISTRICT - DEBT SERVICE 1956					
203.01 PROPERTY TAXES - PRIOR SECURED	\$ 1,703	\$ 941	\$ 600	\$ 600	DEBT SERVICE 1956
204.01 PROPERTY TAXES - PRIOR UNSECURED	30	14			DEBT SERVICE 1956
219.01 INTEREST - DEPOSITS AND INVESTMENTS	3,702	2,127	800	800	DEBT SERVICE 1956
227.01 OTHER STATE IN-LIEU TAX-HWY LAND RENT	93	105			DEBT SERVICE 1956
290.02 REV APPL TO PY-TAXES		27			DEBT SERVICE 1956
290.05 REV APPL TO PY - USE MONEY & PROP		(59)			DEBT SERVICE 1956
TOTAL	\$ 5,528	\$ 3,155	\$ 1,400	\$ 1,400	
SPRING VALLEY SANITATION DISTRICT - 1962 SEWER REVENUE					
203.01 PROPERTY TAXES - PRIOR SECURED	\$ 236	\$ (236)	\$	\$	1962 SEWER REVENUE
204.01 PROPERTY TAXES - PRIOR UNSECURED	10	(10)			1962 SEWER REVENUE
219.01 INTEREST - DEPOSITS AND INVESTMENTS	3,916	1,993	200	200	1962 SEWER REVENUE
280.02 SANITATION SERVICES-SEWER SERV CHGS & FEES	350,712	372,089	486,274	486,274	1962 SEWER REVENUE
280.06 SANITATION SERVICES - CONNECTION FEES		7,410	155,000	155,000	1962 SEWER REVENUE
290.02 REVENUE APPLICABLE TO PRIOR YEARS-TAXES	(195,743)	4			1962 SEWER REVENUE
290.05 REV APPL TO PY-USE OF MONEY & PROP		(35)			1962 SEWER REVENUE
290.08 PRIOR YEAR-CHARGES FOR CURRENT SERVICES		3,180	1,000	1,000	1962 SEWER REVENUE
293.20 OTHER - MISCELLANEOUS		5,370	780	780	1962 SEWER REVENUE
TOTAL	\$ 159,131	\$ 389,765	\$ 643,254	\$ 643,254	
SPRING VALLEY SANITATION DISTRICT - 1962 SEWER REVENUE MAINTENANCE & OPERATION					
219.01 INTEREST - DEPOSITS AND INVESTMENTS	\$ 1,695	\$ 1,217	\$ 200	\$ 200	1962 SEWER REVENUE MAINTENANCE & OPERATION
290.05 REV APPL TO PY-USE OF MONEY & PROP		(31)			1962 SEWER REVENUE MAINTENANCE & OPERATION

COUNTY OF SAN DIEGO FINAL BUDGET  
1972-1973

SPECIAL DISTRICTS  
GOVERNED THROUGH BOARD OF SUPERVISORS  
ANALYSIS OF REVENUE BY SOURCE  
OTHER THAN CURRENT PROPERTY TAXES  
SCHEDULE 13B

REVENUE ACCOUNT SOURCE -- DESCRIPTION	ACTUAL REVENUES 1970-1971	ACTUAL REVENUES 1971-1972	REVENUE ESTIMATES RECOMMENDED 1972-1973	ADOPTED BY THE BOARD OF SUPERVISORS 1972-1973	FUND- GENERAL, UNLESS OTHERWISE INDICATED
<b>SANITATION DISTRICTS</b>					
SPRING VALLEY SANITATION DISTRICT - 1962 SEWER REVENUE MAINTENANCE & OPERATION (CONTD)					
293.09 TRANSFERS FROM OTHER FUNDS	\$ 107,000	\$ 163,000	\$ 198,450	\$ 198,450	1962 SEWER REVENUE MAINTENANCE & OPERATION
TOTAL	\$ 108,695	\$ 164,186	\$ 198,650	\$ 198,650	
SPRING VALLEY SANITATION DISTRICT -- 1962 SEWER REVENUE BOND - INTEREST					
219.01 INTEREST - DEPOSITS AND INVESTMENTS	\$ 1,222	\$ 1,091	\$ 200	\$ 200	1962 SEWER REVENUE BOND - INTEREST
290.05 REV APPL TO PY - USE OF MONEY & PROP		(20)			1962 SEWER REVENUE BOND - INTEREST
293.09 TRANSFERS FROM OTHER FUNDS	40,840	49,400	45,604	45,604	1962 SEWER REVENUE BOND - INTEREST
TOTAL	\$ 42,062	\$ 50,471	\$ 45,804	\$ 45,804	
SPRING VALLEY SANITATION DISTRICT - 1962 SEWER REVENUE BOND - PRINCIPAL					
219.01 INTEREST - DEPOSITS AND INVESTMENTS	\$ 884	\$ 1,867	\$ 300	\$ 300	1962 SEWER REVENUE BOND - PRINCIPAL
290.05 REV APPL TO PY-USE OF MONEY & PROP		(30)			1962 SEWER REVENUE BOND - PRINCIPAL
293.09 TRANSFERS FROM OTHER FUNDS	48,750	47,250	44,700	44,700	1962 SEWER REVENUE BOND - PRINCIPAL
TOTAL	\$ 49,634	\$ 49,087	\$ 45,000	\$ 45,000	
SPRING VALLEY SANITATION DISTRICT - 1962 SEWER REVENUE BOND - RESERVE					
219.01 INTEREST - DEPOSITS AND INVESTMENTS	\$ 12,045	\$ 5,723	\$ 4,000	\$ 4,000	1962 SEWER REVENUE BOND - RESERVE
290.05 REV APPL TO PY - USE OF MONEY & PROP		(166)			1962 SEWER REVENUE BOND - RESERVE
293.20 OTHER MISCELLANEOUS	1,292	44,750			1962 SEWER REVENUE BOND - RESERVE
TOTAL	\$ 13,337	\$ 50,307	\$ 4,000	\$ 4,000	



COUNTY OF SAN DIEGO FINAL BUDGET  
1972-1973

SPECIAL DISTRICTS  
GOVERNED THROUGH BOARD OF SUPERVISORS  
ANALYSIS OF REVENUE BY SOURCE  
OTHER THAN CURRENT PROPERTY TAXES  
SCHEDULE 13B

REVENUE ACCTJUNT SOURCE -- DESCRIPTION	ACTUAL REVENUES 1970-1971	ACTUAL REVENUES 1971-1972	REVENUE ESTIMATES RECOMMENDED 1972-1973	ADOPTED BY THE BOARD OF SUPERVISORS 1972-1973	FUND- GENERAL, UNLESS OTHERWISE INDICATED
SANITATION DISTRICTS					
SPRING VALLEY SANITATION DISTRICT - 1962 SEWER REVENUE BOND - SURPLUS REVENUE					
219.01 INTEREST - DEPOSITS AND INVESTMENTS	\$ 2,452	\$ 651	\$	\$	1962 SEWER REVENUE BOND - SURPLUS REVENUE
290.04 REV APPL TO PY-FINES, FORF & PENALTIES	2,708				1962 SEWER REVENUE BOND - SURPLUS REVENUE
290.05 REV APPL TO PY - USE OF MONEY & PROP		(27)			1962 SEWER REVENUE BOND - SURPLUS REVENUE
293.09 TRANSFERS FROM OTHER FUNDS	24,800		80,000	80,000	1962 SEWER REVENUE BOND - SURPLUS REVENUE
293.20 OTHER - MISCELLANEOUS	1,553	4,151			1962 SEWER REVENUE BOND - SURPLUS REVENUE
TOTAL	\$ 31,513	\$ 4,775	\$ 80,000	\$ 80,000	
TOTAL SPRING VALLEY SANITATION DISTRICT	\$ 826,151	\$ 935,624	\$ 2,249,914	\$ 2,249,914	
WHISPERING PALMS SANITATION DISTRICT					
203.01 PROPERTY TAXES - PRIOR SECURED	\$	\$ 11	\$	\$	
219.01 INTEREST - DEPOSITS AND INVESTMENTS	556	466			
280.01 SANITATION SERVICES - TO PROPERTY OWNERS			269,000	269,000	
280.02 SANITATION SERVICES-SEWER SERV CHGS & FEES		8	1,284	1,284	
280.06 SANITATION SERVICES - CONNECTION FEES		38			
290.02 REV APPL TO PY - TAXES		18			
TOTAL	\$ 556	\$ 541	\$ 270,284	\$ 270,284	
TOTAL SANITATION DISTRICTS	\$ 1,696,130	\$ 2,289,520	\$ 6,507,058	\$ 6,507,058	

COUNTY OF SAN DIEGO FINAL BUDGET  
1972-1973

SPECIAL DISTRICTS  
GOVERNED THROUGH BOARD OF SUPERVISORS  
ANALYSIS OF REVENUE BY SOURCE  
OTHER THAN CURRENT PROPERTY TAXES  
SCHEDULE 13B

REVENUE ACCOUNT SOURCE -- DESCRIPTION	ACTUAL REVENUES 1970-1971	ACTUAL REVENUES 1971-1972	REVENUE ESTIMATES RECOMMENDED 1972-1973	ADOPTED BY THE BOARD OF SUPERVISORS 1972-1973	FUND- GENERAL, UNLESS OTHERWISE INDICATED
COMMUNITY SERVICES DISTRICTS					
CARDIFF MARINA COMMUNITY SERVICES DISTRICT					
219.01 INTEREST - DEPOSITS AND INVESTMENTS	\$ 433	\$ 313	\$ 200	\$ 200	
290.05 REV APPL TO PY - USE OF MONEY & PROP		(6)			
TOTAL	\$ 433	\$ 307	\$ 200	\$ 200	
TOTAL COMMUNITY SERVICES DISTRICTS	\$ 433	\$ 307	\$ 200	\$ 200	
COUNTY SERVICE AREAS					
COUNTY SERVICE AREA NO. 1 WHISPERING PALMS					
203.01 PROPERTY TAXES - PRIOR SECURED	\$	\$ 18	\$	\$	
219.01 INTEREST - DEPOSITS AND INVESTMENTS	211	517			
245.51 STATE AID HOPTR - SEC & UNSEC	265	686			
TOTAL	\$ 476	\$ 1,221	\$	\$	
COUNTY SERVICE AREA NO. 2 LA COSTA					
203.01 PROPERTY TAXES - PRIOR SECURED	\$ 87	\$ 327	\$	\$	
204.01 PROPERTY TAXES - PRIOR UNSECURED		32			
219.01 INTEREST - DEPOSITS AND INVESTMENTS	7,280	2,207			
245.51 STATE AID HOPTR - SEC & UNSECURED	273	371			
245.53 STATE AID BITR - SEC & UNSECURED		6			
283.03 INST CARE & SERV-TRANS-CT WARDS-VET	205	655	500	500	
290.05 REV APPL TO PY - USE OF MONEY & PROP		(101)			
TOTAL	\$ 7,845	\$ 3,497	\$ 500	\$ 500	
COUNTY SERVICE AREA NO. 4 MAJESTIC PINES ZONES A, B, C & D					
203.01 PROPERTY TAXES --PRIOR SECURED	\$ 126	\$ 266	\$	\$	
219.01 INTEREST - DEPOSITS AND INVESTMENTS	3,629	1,021			
245.51 STATE AID HOPTR - SEC & UNSEC	833	839			
290.01 REV-APPL TO PY --OTHER		(2,719)			
290.05 REV APPL TO PY - USE OF MONEY & PROP		(65)			
292.04 OTHER SALES - WATER SALES	28,531	25,750	41,800	41,800	
292.05 OTHER SALES - WATER SERV - CONN FEES	6,248	5,160			
292.06 OTHER SALES - NON OPERATING	1,225	12,601			
293.05 OTHER RECOVERED EXPENDITURES		40			
293.09 TRANSFERS FROM OTHER FUNDS	13,128	-1,419			
293.20 OTHER - MISCELLANEOUS	5				
TOTAL	\$ 53,725	\$ 44,312	\$ 41,800	\$ 41,800	

COUNTY OF SAN DIEGO FINAL BUDGET  
1972-1973

SPECIAL DISTRICTS  
GOVERNED THROUGH BOARD OF SUPERVISORS  
ANALYSIS OF REVENUE BY SOURCE  
OTHER THAN CURRENT PROPERTY TAXES  
SCHEDULE 13B

REVENUE ACCOUNT SOURCE -- DESCRIPTION	ACTUAL REVENUES 1970-1971	ACTUAL REVENUES 1971-1972	REVENUE ESTIMATES RECOMMENDED 1972-1973	ADOPTED BY THE BOARD OF SUPERVISORS 1972-1973	FUND- GENERAL, UNLESS OTHERWISE INDICATED
COUNTY SERVICE AREAS					
COUNTY SERVICE AREA NO. 5 HIGH VALLEY					
203.01 PROPERTY TAXES - PRIOR SECURED	\$ 14	\$ 285	\$	\$	
219.01 INTEREST - DEPOSITS AND INVESTMENTS	341	210			
245.51 STATE AID HOPTR - SEC & UNSEC	78	55			
TOTAL	\$ 433	\$ 550	\$	\$	
COUNTY SERVICE AREA NO. 6 PAUMA VALLEY					
203.01 PROPERTY TAXES - PRIOR SECURED	\$ 90	\$ 34	\$	\$	
219.01 INTEREST - DEPOSITS AND INVESTMENTS	407	265			
245.51 STATE AID HOPTR - SEC & UNSEC	28	74			
290.08 REV APPL TO PY - CHGS FOR CURRENT SER		94			
TOTAL	\$ 525	\$ 467	\$	\$	
COUNTY SERVICE AREA NO. 7 RAINBOW VALLEY					
203.01 PROPERTY TAXES - PRIOR SECURED	\$ 141	\$ 129	\$	\$	
204.01 PROPERTY TAXES - PRIOR UNSECURED	8	1			
219.01 INTEREST - DEPOSITS AND INVESTMENTS	144	139			
245.51 STATE AID HOPTR SEC & UNSEC	132	194			
245.53 STATE AID BTR SEC & UNSEC	25	34			
291.01 SALE OF FIXED ASSETS-LAND, STR & IMP	1,379	1,379			
291.02 SALE OF FIXED ASSETS - EQUIPMENT	555				
293.12 REFUND COMPENSATION INSURANCE		33			
293.20 OTHER - MISCELLANEOUS					
TOTAL	\$ 2,384	\$ 1,909	\$	\$	
COUNTY SERVICE AREA NO. 8 MAGEE ROAD					
219.01 INTEREST - DEPOSITS AND INVESTMENTS	\$ 523	\$ 294	\$	\$	
245.51 STATE AID HOPTR - SEC & UNSEC	21	43			
TOTAL	\$ 544	\$ 337	\$	\$	
COUNTY SERVICE AREA NO. 9 SANTA FE					
290.05 REV APPL TO PY-USE OF MONEY & PROP	\$ 36	\$	\$	\$	
ZONE A SANTA FE					
203.01 PROPERTY TAXES - PRIOR SECURED		12			
219.01 INTEREST - DEPOSITS AND INVESTMENTS	121	180			
245.53 STATE AID - BUSINESS PROP RED	8				
290.08 REV APPL TO PY-CHGS FOR CURRENT SER	277	(4)			
293.09 TRANSFERS FROM OTHER FUNDS	2,500				
293.20 OTHER - MISCELLANEOUS	166	350			

COUNTY OF SAN DIEGO FINAL BUDGET  
1972-1973

SPECIAL DISTRICTS  
GOVERNED THROUGH BOARD OF SUPERVISORS  
ANALYSIS OF REVENUE BY SOURCE  
OTHER THAN CURRENT PROPERTY TAXES  
SCHEDULE 13B

REVENUE ACCOUNT SOURCE -- DESCRIPTION	ACTUAL REVENUES 1970-1971	ACTUAL REVENUES 1971-1972	REVENUE ESTIMATES RECOMMENDED 1972-1973	ADOPTED BY THE BOARD OF SUPERVISORS 1972-1973	FUND- GENERAL, UNLESS OTHERWISE INDICATED
COUNTY SERVICE AREAS					
ZONE B SANTA FE					
203.01 PROPERTY TAXES - PRIOR SECURED	\$ 73	\$	\$	\$	
219.01 INTEREST - DEPOSITS AND INVESTMENTS	82	103			
245.51 STATE AID HOPTR - SEC & UNSEC	23	6			
290.05 REV APPL TO PY-USE OF MONEY & PROP	36	(2)			
ZONE C SANTA FE					
203.01 PROPERTY TAXES - PRIOR SECURED	2	39			
219.01 INTEREST - DEPOSITS AND INVESTMENTS	82	946			
245.51 STATE AID - HOME PROP TAX RED	68	246			
290.05 REV APPL TO PY - USE OF MONEY & PROP		(17)			
293.20 OTHER - MISCELLANEOUS	1,726				
TOTAL	\$ 5,200	\$ 1,859	\$	\$	
COUNTY SERVICE AREA NO. 10 DAVIS DRIVE					
203.01 PROPERTY TAXES - PRIOR SECURED	\$	\$ 100	\$	\$	
219.01 INTEREST - DEPOSITS AND INVESTMENTS	119	61			
245.51 STATE AID - HOME PROP TAX RET	202	232			
TOTAL	\$ 321	\$ 393	\$	\$	
COUNTY SERVICE AREA NO. 11 BERNARDO ROAD					
203.01 PROPERTY TAXES - PRIOR SECURED	\$ 5	\$	\$	\$	
219.01 INTEREST - DEPOSITS AND INVESTMENTS	26				
290.05 REV APPL TO PY-USE OF MONEY & PROP	2,021	(3)			
293.09 TRANSFERS FROM OTHER FUNDS		(28)			
ZONE A					
219.01 INTEREST - DEPOSITS AND INVESTMENTS	204	141			
245.51 STATE AID - HOME PROP TAX RED	327	291			
290.05 REV APPL TO PY - USE OF MONEY & PROP	1,011	(1)			
293.09 TRANSFERS FROM OTHER FUNDS		28			
ZONE B					
219.01 INTEREST - DEPOSITS AND INVESTMENTS	193	132			
245.51 STATE AID-HOME PROP TAX RED	427	357			
290.05 REV APPL TO PY-USE OF MONEY & PROP	1,011				
ZONE C					
219.01 INTEREST - DEPOSITS AND INVESTMENTS	440	131			
245.51 STATE AID - HOME PROP TAX RED		170			
290.05 REV APPL TO PY - USE OF MONEY & PROP		(3)			

COUNTY OF SAN DIEGO FINAL BUDGET  
1972-1973

SPECIAL DISTRICTS  
GOVERNED THROUGH BOARD OF SUPERVISORS  
ANALYSIS OF REVENUE BY SOURCE  
OTHER THAN CURRENT PROPERTY TAXES  
SCHEDULE 13B

REVENUE ACCOUNT SOURCE -- DESCRIPTION	ACTUAL REVENUES 1970-1971	ACTUAL REVENUES 1971-1972	REVENUE ESTIMATES RECOMMENDED 1972-1973	ADOPTED BY THE BOARD OF SUPERVISORS 1972-1973	FUND- GENERAL, UNLESS OTHERWISE INDICATED
COUNTY SERVICE AREAS					
ZONE D BERNARDO ROAD CONTD					
219.01 INTEREST - DEPOSITS AND INVESTMENTS	\$ 4	\$ 39	\$	\$	
245.51 STATE AID - HOME PROP TAX RED		153			
293.09 TRANSFERS FROM OTHER FUNDS	3,996				
TOTAL	\$ 9,665	\$ 1,407	\$	\$	
COUNTY SERVICE AREA NO. 12 LOMAIR					
203.01 PROPERTY TAXES - PRIOR SECURED	\$ 41	\$ 84	\$	\$	
219.01 INTEREST - DEPOSITS AND INVESTMENTS	51	39			
245.51 STATE AID HOPTR - SEC & UNSEC	19	12			
TOTAL	\$ 111	\$ 135	\$	\$	
COUNTY SERVICE AREA NO. 13 PALA MESA					
203.01 PROPERTY TAXES - PRIOR SECURED	\$ 1,643	\$ 90	\$	\$	
204.01 PROPERTY TAXES - PRIOR UNSECURED	9				
219.01 INTEREST - DEPOSITS AND INVESTMENTS	1,260	982			
245.51 STATE AID HOPTR - SEC & UNSEC	87	81			
268.01 CHARGES FOR CURRENT SERVICES		6,600			
290.05 REV APPL TO PY - USE OF MONEY & PROP		(16)			
293.09 TRANSFERS FROM OTHER FUNDS		(11,569)			
STEWART CANYON ROAD ANNEX					
203.01 PROPERTY TAXES - PRIOR SECURED		152			
219.01 INTEREST - DEPOISTS AND INVESTMENTS	100	456			
245.51 STATE AID - HOME PROP TAX RED	21	17			
293.09 TRANSFERS FROM OTHER FUNDS		12,728			
TOTAL	\$ 3,120	\$ 9,521	\$	\$	
COUNTY SERVICE AREA NO. 14 RANCHO DIEGO					
219.01 INTEREST - DEPOSITS AND INVESTMENTS	\$ 188	\$ 67	\$	\$	
290.05 REV APPL TO PY - USE OF MONEY & PROP		(16)			
293.09 TRANSFERS FROM OTHER FUNDS	9,631				
TOTAL	\$ 9,819	\$ 51	\$	\$	
COUNTY SERVICE AREA NO. 15 PUERTA DEL SOL					
219.01 INTEREST - DEPOISTS AND INVESTMENTS	\$ 1,119	\$ 718	\$	\$	
245.51 STATE AID - HOME PROP TAX RED	48	58			
290.05 REV APPL TO PY - USE OF MONEY & PROP		(19)			
TOTAL	\$ 1,167	\$ 757	\$	\$	
COUNTY SERVICE AREA NO. 16 WYNOLA					
219.01 INTEREST - DEPOSITS AND INVESTMENTS	\$ 49	\$ 131	\$	\$	
TOTAL	\$ 49	\$ 131	\$	\$	

COUNTY OF SAN DIEGO FINAL BUDGET  
1972-1973

SPECIAL DISTRICTS  
GOVERNED THROUGH BOARD OF SUPERVISORS  
ANALYSIS OF REVENUE BY SOURCE  
OTHER THAN CURRENT PROPERTY TAXES  
SCHEDULE 138

REVENUE ACCOUNT SOURCE -- DESCRIPTION	ACTUAL REVENUES 1970-1971	ACTUAL REVENUES 1971-1972	REVENUE ESTIMATES RECOMMENDED 1972-1973	ADOPTED BY THE BOARD OF SUPERVISORS 1972-1973	FUND- GENERAL, UNLESS OTHERWISE INDICATED
COUNTY SERVICE AREAS					
COUNTY SERVICE AREA NO. 17-SAN DIEGUITO					
203.01 PROPERTY TAXES - PRIOR SECURED	\$	\$	1,734	\$	\$
204.01 PROPERTY TAXES - PRIOR UNSECURED			67		
219.01 INTEREST - DEPOSITS AND INVESTMENTS	1,591		221		
245.51 STATE AID - HOME PROP TAX RED	2,261		2,373		
245.53 STATE AID - BUS INV PROP RED	36		295		
283.03 AMBULANCE SERVICE	16,184		16,160	16,500	16,500
290.01 REV APPL TO PY - OTHER			337		
290.02 REV APPL TO PY - TAXES			(23)		
TOTAL	\$ 20,072	\$ 21,164	\$ 16,500	\$ 16,500	
COUNTY SERVICE AREA NO. 18 HARRISON PARK					
203.01 PROPERTY TAXES - PRIOR SECURED	\$	\$	88	\$	\$
219.01 INTEREST - DEPOSITS AND INVESTMENTS	442		161		
245.51 STATE AID - HOME PROP TAX RED	159		47		
293.09 TRANSFERS FROM OTHER FUNDS			6,337		
ZONE A					
219.01 INTEREST - DEPOSITS AND INVESTMENTS			244		
245.51 STATE AID - HOME PROP TAX RED			74		
293.09 TRANSFERS FROM OTHER FUNDS			8,674		
TOTAL	\$ 601	\$ 15,625	\$	\$	
COUNTY SERVICE AREA NO. 20-DAILY ROAD					
219.01 INTEREST - DEPOSITS AND INVESTMENTS	\$ 66	\$ 378	\$	\$	
245.51 STATE AID - HOME PROP TAX RED		61			
293.09 TRANSFERS FROM OTHER FUNDS	5,943				
TOTAL	\$ 6,009	\$ 439	\$	\$	
COUNTY SERVICE AREA NO. 21 PAUMA HEIGHTS					
219.01 INTEREST - DEPOSITS AND INVESTMENTS	\$	\$ 389	\$	\$	
293.09 TRANSFERS FROM OTHER FUNDS		6,355			
TOTAL	\$	\$ 6,744	\$	\$	
COUNTY SERVICE AREA NO. 22 WEST DOUGHERTY ST					
219.01 INTEREST - DEPOSITS AND INVESTMENTS	\$ 2	\$ 25	\$	\$	
245.51 STATE AID - HOME PROP TAX RED		63			
293.09 TRANSFERS FROM OTHER FUNDS	1,834				
TOTAL	\$ 1,836	\$ 88	\$	\$	

COUNTY OF SAN DIEGO FINAL BUDGET  
1972-1973

SPECIAL DISTRICTS  
GOVERNED THROUGH BOARD OF SUPERVISORS  
ANALYSIS OF REVENUE BY SOURCE  
OTHER THAN CURRENT PROPERTY TAXES  
SCHEDULE 13B

REVENUE ACCOUNT SOURCE -- DESCRIPTION	ACTUAL REVENUES 1970-1971	ACTUAL REVENUES 1971-1972	REVENUE ESTIMATES RECOMMENDED 1972-1973	ADOPTED BY THE BOARD OF SUPERVISORS 1972-1973	FUND- GENERAL, UNLESS OTHERWISE INDICATED
COUNTY SERVICE AREAS					
COUNTY SERVICE AREA NO. 23 ROCK TERRACE ROAD					
219.01 INTEREST - DEPOSITS AND INVESTMENTS	\$ 23	\$ 25	\$	\$	
245.51 STATE AID - HOME PROP TAX RED		90			
293.09 TRANSFERS FROM OTHER FUNDS	1,393				
TOTAL	\$ 1,416	\$ 115	\$	\$	
COUNTY SERVICE AREA NO. 24 MT WHITNEY ROAD					
219.01 INTEREST - DEPOSITS AND INVESTMENTS	\$ 91	\$ 32	\$	\$	
245.51 STATE AID - HOME PROP TAX RED		124			
293.09 TRANSFERS FROM OTHER FUNDS	3,801				
TOTAL	\$ 3,892	\$ 156	\$	\$	
COUNTY SERVICE AREA NO. 25 JACUMBA					
219.01 INTEREST - DEPOSITS AND INVESTMENTS		4			
245.51 STATE AID - HOME PROP TAX RED		22			
TOTAL	\$	\$ 26	\$	\$	
COUNTY SERVICE AREA NO. 26 RANCHO SAN DIEGO					
219.01 INTEREST - DEPOSITS AND INVESTMENTS	\$ 45	\$ 503	\$	\$	
268.01 PLANNING & ENG SERV-PLAN PREPARATION		20,400			
287.20 CHARGES FOR CURRENT SERVICES - OTHER		19,310	120,055	120,055	
293.09 TRANSFERS FROM OTHER FUNDS	20,400				
TOTAL	\$ 20,445	\$ 40,213	\$ 120,055	\$ 120,055	
COUNTY SERVICE AREA NO. 27 GLASGOW AVENUE					
219.01 INTEREST - DEPOSITS AND INVESTMENTS	\$ 34	\$ 13	\$	\$	
TOTAL	\$ 34	\$ 13	\$	\$	
COUNTY SERVICE AREA NO. 28 DATE ST					
219.01 INTEREST - DEPOSITS AND INVESTMENTS	\$	\$ 137	\$	\$	
TOTAL	\$	\$ 137	\$	\$	
COUNTY SERVICE AREA NO. 29 CORTEZ WAY					
219.01 INTEREST - DEPOSITS AND INVESTMENTS	\$ 10	\$ 25	\$	\$	
TOTAL	\$ 10	\$ 25	\$	\$	
COUNTY SERVICE AREA NO. 30 ROYAL OAKS & CARROLL LANE					
219.01 INTEREST - DEPOSITS AND INVESTMENTS	\$	\$ 234	\$	\$	
293.09 TRANSFERS FROM OTHER FUNDS		5,802			
TOTAL	\$	\$ 6,036	\$	\$	

COUNTY OF SAN DIEGO FINAL BUDGET  
1972-1973

SPECIAL DISTRICTS  
GOVERNED THROUGH BOARD OF SUPERVISORS  
ANALYSIS OF REVENUE BY SOURCE  
OTHER THAN CURRENT PROPERTY TAXES  
SCHEDULE 13B

REVENUE ACCOUNT SOURCE -- DESCRIPTION	ACTUAL REVENUES 1970-1971	ACTUAL REVENUES 1971-1972	REVENUE ESTIMATES RECOMMENDED 1972-1973	ADOPTED BY THE BOARD OF SUPERVISORS 1972-1973	FUND- GENERAL, UNLESS OTHERWISE INDICATED
COUNTY SERVICE AREAS					
COUNTY SERVICE AREA NO. 31 ELTINGE DRIVE					
219.01 INTEREST - DEPOSITS AND INVESTMENTS	\$	\$ 157	\$	\$	
293.09 TRANSFERS FROM OTHER FUNDS		3,824			
TOTAL	\$	\$ 3,981	\$	\$	
COUNTY SERVICE AREA NO. 33 SOLANA BEACH					
219.01 INTEREST - DEPOSITS AND INVESTMENTS	\$	\$ 273	\$	\$	
293.09 TRANSFERS FROM OTHER FUNDS		5,803			
TOTAL	\$	\$ 6,076	\$	\$	
COUNTY SERVICE NO. 34 EIGHTH STREET					
219.01 INTEREST DEPOSITS AND INVESTMENTS	\$	\$ 27	\$	\$	
293.09 TRANSFERS FROM OTHER FUNDS		1,990			
TOTAL	\$	\$ 2,017	\$	\$	
COUNTY SERVICE AREA NO. 37 ARCADIA AVENUE					
219.01 INTEREST DEPOSITS AND INVESTMENTS	\$	\$ 17	\$	\$	
293.09 TRANSFERS FROM OTHER FUNDS		2,600			
TOTAL	\$	\$ 2,617	\$	\$	
COUNTY SERVICE AREA NO. 38 RIO TERRACE ROAD					
293.09 TRANSFERS FROM OTHER FUNDS	\$	\$ 13,000	\$	\$	
TOTAL	\$	\$ 13,000	\$	\$	
TOTAL COUNTY SERVICE AREAS	\$ 149,699	\$ 185,019	\$ 178,855	\$ 178,855	



COUNTY OF SAN DIEGO FINAL BUDGET  
1972-1973

SPECIAL DISTRICTS  
GOVERNED THROUGH BOARD OF SUPERVISORS  
ANALYSIS OF REVENUE BY SOURCE  
OTHER THAN CURRENT PROPERTY TAXES  
SCHEDULE 13B

REVENUE ACCOUNT SOURCE -- DESCRIPTION	ACTUAL REVENUES 1970-1971	ACTUAL REVENUES 1971-1972	REVENUE ESTIMATES RECOMMENDED 1972-1973	ADOPTED BY THE BOARD OF SUPERVISORS 1972-1973	FUND- GENERAL, UNLESS OTHERWISE INDICATED
COUNTY FLOOD CONTROL DISTRICT					
ZONE 1					
203.01 PROPERTY TAXES - PRIOR SECURED	\$ 4,344	\$ 2,197	\$ 4,500	\$ 4,500	
204.01 PROPERTY TAXES - PRIOR UNSECURED	185	92			
219.01 INTEREST - DEPOSITS AND INVESTMENTS	14,431	14,593	5,000	5,000	
227.01 OTHER STATE IN-LIEU TAX-HWY LAND RENT	4	17			
245.51 STATE AID HOPTR - SEC & UNSEC	2,768	5,979			
245.53 STATE AID BITR - SEC & UNSEC	575	474			
287.05 OTHER SERV TO OTHER GOV'T AGENCY			36,500	36,500	
290.05 REV APPL TO PY-USE OF MONEY & PROPERTY		(235)			
TOTAL	\$ 22,307	\$ 23,117	\$ 46,000	\$ 46,000	
ZONE 2					
203.01 PROPERTY TAXES - PRIOR SECURED	\$ 3,417	\$ 7,060	\$ 3,600	\$ 3,600	
204.01 PROPERTY TAXES - PRIOR UNSECURED	179	332			
219.01 INTEREST - DEPOSITS AND INVESTMENTS	19,260	19,382	7,000	7,000	
227.01 OTHER STATE IN-LIEU TAX-HWY LAND RENT	6	7			
245.51 STATE AID HOPTR - SEC & UNSEC	8,256	5,750			
245.53 STATE AID BITR - SEC & UNSEC	1,028	1,028			
287.05 OTHER SERV TO OTHER GOVERNMENTAL AGCY			73,000	73,000	
290.01 REV APPL TO PY-OTHER REVENUE	7,122				
290.02 REV APPL TO PY - TAXES		(17)			
290.05 REV APPL TO PY-USE OF MONEY & PROPERTY		(369)			
293.09 OTHER TRANSFERS FROM OTHER FUNDS		44,650			
293.20 OTHER - MISCELLANEOUS	10	72			
TOTAL	\$ 39,278	\$ 77,895	\$ 83,600	\$ 83,600	
ZONE 3					
203.01 PROPERTY TAXES - PRIOR SECURED	\$ 2,225	\$ 1,818	\$ 2,500	\$ 2,500	
204.01 PROPERTY TAXES - PRIOR UNSECURED	280	46			
219.01 INTEREST - DEPOSITS AND INVESTMENTS	13,103	11,936	6,000	6,000	
227.01 OTHER STATE IN-LIEU TAX-HWY LAND RENT	83	92			
245.51 STATE AID HOPTR - SEC & UNSEC	6,407	6,746			
245.53 STATE AID BITR - SEC & UNSEC	601	595			
290.05 REV APPL TO PY-USE OF MONEY & PROPERTY		(233)			
TOTAL	\$ 22,699	\$ 21,000	\$ 8,500	\$ 8,500	
ZONE 4					
203.01 PROPERTY TAXES - PRIOR SECURED	\$ 560	\$ 1,166	\$ 600	\$ 600	
204.01 PROPERTY TAXES - PRIOR UNSECURED	30	141			
219.01 INTEREST - DEPOSITS AND INVESTMENTS	2,364	3,644	1,000	1,000	
227.01 OTHER STATE IN-LIEU TAX-HWY LAND RENT	4	2			
245.51 STATE AID HOPTR - SEC & UNSEC	861	1,291			
245.53 STATE AID BITR - SEC & UNSEC	217	382			
290.05 REV APPL TO PY-USE OF MONEY & PROPERTY		(55)			
TOTAL	\$ 4,036	\$ 6,571	\$ 1,600	\$ 1,600	

COUNTY OF SAN DIEGO FINAL BUDGET  
1972-1973

SPECIAL DISTRICTS  
GOVERNED THROUGH BOARD OF SUPERVISORS  
ANALYSIS OF REVENUE BY SOURCE  
OTHER THAN CURRENT PROPERTY TAXES  
SCHEDULE 13B

REVENUE ACCOUNT SOURCE -- DESCRIPTION	ACTUAL REVENUES 1970-1971	ACTUAL REVENUES 1971-1972	REVENUE ESTIMATES RECOMMENDED 1972-1973	ADOPTED BY THE BOARD OF SUPERVISORS 1972-1973	FUND- GENERAL, UNLESS OTHERWISE INDICATED
COUNTY FLOOD CONTROL DISTRICT					
ZONE-5					
203.01 PROPERTY TAXES - PRIOR SECURED	\$ 412	\$ 781	\$ 400	\$ 400	
204.01 PROPERTY TAXES - PRIOR UNSECURED	5	62			
219.01 INTEREST - DEPOSITS AND INVESTMENTS	648	879	400	400	
245.51 STATE AID HOPTR - SEC & UNSEC	170	256			
245.53 STATE AID - BITR - SEC & UNSEC	24	40			
290.05 REV-APPL TO PY-USE OF MONEY & PROPERTY		(19)			
TOTAL	\$ 1,259	\$ 1,999	\$ 800	\$ 800	
TOTAL COUNTY FLOOD CONTROL DISTRICT	\$ 89,579	\$ 130,582	\$ 140,500	\$ 140,500	
AIR POLLUTION CONTROL DISTRICT					
219.01 INTEREST DEPOSITS AND INVESTMENTS	\$	\$ 716	\$	\$	
260.01 OTHER GOVERNMENTAL AGENCIES	5,000		5,000	5,000	
287.20 OTHER MISCELLANEOUS	360	300	500	500	
290.05 REV APPL TO PY-USE OF MONEY & PROPERTY		(16)			
293.10 OTHER - VOIDED AND CANCELLED WARRANTS		80			
TOTAL	\$ 5,360	\$ 1,080	\$ 5,500	\$ 5,500	
TOTAL SPECIAL DISTRICTS GOVERNED THROUGH BOARD OF SUPERVISORS	\$ 2,037,369	\$ 2,712,300	\$ 6,938,307	\$ 6,938,307	

COUNTY OF SAN DIEGO FINAL BUDGET  
1972-1973  
GOVERNED THROUGH BOARD OF SUPERVISORS  
EXPENDITURE DETAIL  
SCHEDULE 13C

DISTRICT-EXPENDITURE CLASSIFICATION	. . . EXPENDITURES . . .		. . . . APPROPRIATIONS . . . .		FUND - (GENERAL OR OPERATING UNLESS OTHERWISE INDICATED)
	ACTUAL 1970-71	ACTUAL 1971-72	RECOMMENDED 1972-73	ADOPTED BY THE BOARD OF SUPERVISORS 1972-73	
LIGHTING DISTRICTS					
BLACKTON HIGHWAY LIGHTING DISTRICT					
315 PROFESSIONAL & SPECIALIZED SERVICES	\$	\$	\$	\$	
340 SPECIAL DEPARTMENTAL EXPENSE	43	50	90	90	
350 UTILITIES	617	675	780	780	
RESERVES					
705 CONTINGENCY			80	80	
TOTAL	\$ 660	\$ 735	\$ 960	\$ 960	
CARDIFF PUBLIC HIGHWAY LIGHTING SERVICES AND SUPPLIES					
315 PROFESSIONAL & SPECIALIZED SERVICES	\$	\$	\$	\$	
340 SPECIAL DEPARTMENTAL EXPENSE	1,256	1,000	2,550	2,550	
350 UTILITIES	17,600	19,749	23,210	23,210	
RESERVES					
705 CONTINGENCY			2,320	2,320	
TOTAL	\$ 18,856	\$ 20,749	\$ 28,310	\$ 28,310	
EDEN GARDENS LIGHTING DISTRICT SERVICES AND SUPPLIES					
315 PROFESSIONAL & SPECIALIZED SERVICES	\$	\$	\$	\$	
340 SPECIAL DEPARTMENTAL EXPENSE	47	50	110	110	
350 UTILITIES	685	688	1,040	1,040	
RESERVES					
705 CONTINGENCY			100	100	
TOTAL	\$ 732	\$ 738	\$ 1,260	\$ 1,260	
EL CAJON HIGHWAY LIGHTING DISTRICT SERVICES AND SUPPLIES					
315 PROFESSIONAL & SPECIALIZED	\$	\$	\$	\$	
340 SPECIAL DEPARTMENTAL EXPENSE			20	20	
350 UTILITIES		632	170	170	
RESERVES			1,570	1,570	
705 CONTINGENCY			160	160	
TOTAL	\$	\$ 632	\$ 1,920	\$ 1,920	
ENCINITAS LIGHTING DISTRICT SERVICES AND SUPPLIES					
315 PROFESSIONAL & SPECIALIZED SERVICES	\$	\$	\$	\$	
340 SPECIAL DEPARTMENTAL EXPENSE	6	10	20	20	
350 UTILITIES	91	100	120	120	
RESERVES					
705 CONTINGENCY			10	10	
TOTAL	\$ 97	\$ 110	\$ 160	\$ 160	

COUNTY OF SAN DIEGO FINAL BUDGET  
1972-1973  
GOVERNED THROUGH BOARD OF SUPERVISORS  
EXPENDITURE DETAIL  
SCHEDULE 13C

DISTRICT-EXPENDITURE CLASSIFICATION	. . . EXPENDITURES . . .		APPROPRIATIONS . . . . .		FUND - (GENERAL OR OPERATING UNLESS OTHERWISE INDICATED)
	ACTUAL 1970-71	ACTUAL 1971-72	RECOMMENDED 1972-73	ADOPTED BY THE BOARD OF SUPERVISORS 1972-73	
<b>LIGHTING DISTRICTS</b>					
<b>FALLBROOK HIGHWAY LIGHTING DISTRICT</b>					
SERVICES AND SUPPLIES					
290 MAINTENANCE - STRUCT, IMPROVE & GROUNDS	\$	\$ 158	\$ 1,830	\$ 1,830	
315 PROFESSIONAL & SPECIALIZED SERVICES		4	110	110	
340 SPECIAL DEPARTMENTAL EXPENSE	634	953	1,210	1,210	
350 UTILITIES	6,175	8,633	9,180	9,180	
RESERVES					
705 CONTINGENCY			1,100	1,100	
TOTAL	\$ 6,809	\$ 9,748	\$ 13,430	\$ 13,430	
<b>HARBORSIDE LIGHTING DISTRICT</b>					
SERVICES AND SUPPLIES					
315 PROFESSIONAL & SPECIALIZED SERVICES	\$	\$ 2	\$ 60	\$ 60	
340 SPECIAL DEPARTMENTAL EXPENSE	465	300	640	640	
350 UTILITIES	3,631	4,232	5,780	5,780	
RESERVES					
705 CONTINGENCY			580	580	
TOTAL	\$ 4,096	\$ 4,534	\$ 7,060	\$ 7,060	
<b>JULIAN PUBLIC HIGHWAY LIGHTING DISTRICT</b>					
SERVICES AND SUPPLIES					
315 PROFESSIONAL & SPECIALIZED SERVICES	\$	\$	\$ 10	\$ 10	
340 SPECIAL DEPARTMENTAL EXPENSE	33	50	70	70	
350 UTILITIES	468	513	590	590	
RESERVES					
705 CONTINGENCY			60	60	
TOTAL	\$ 501	\$ 563	\$ 730	\$ 730	
<b>LAKESIDE PUBLIC HIGHWAY LIGHTING DISTRICT</b>					
SERVICES AND SUPPLIES					
315 PROFESSIONAL & SPECIALIZED SERVICES	\$	\$ 6	\$ 130	\$ 130	
340 SPECIAL DEPARTMENTAL EXPENSE	704	700	1,410	1,410	
350 UTILITIES	10,075	11,080	12,820	12,820	
RESERVES					
705 CONTINGENCY			1,280	1,280	
TOTAL	\$ 10,779	\$ 11,786	\$ 15,640	\$ 15,640	

COUNTY OF SAN DIEGO FINAL BUDGET  
1972-1973  
GOVERNED THROUGH BOARD OF SUPERVISORS  
EXPENDITURE DETAIL  
SCHEDULE 13C

DISTRICT-EXPENDITURE CLASSIFICATION	. . . EXPENDITURES . . .		. . . . APPROPRIATIONS . . . .		FUND - (GENERAL OR OPERATING UNLESS OTHERWISE INDICATED)
	ACTUAL 1970-71	ACTUAL 1971-72	RECOMMENDED 1972-73	ADOPTED BY THE BOARD OF SUPERVISORS 1972-73	
<b>LIGHTING DISTRICTS</b>					
<b>LEMON GROVE LIGHTING DISTRICT</b>					
SERVICES AND SUPPLIES					
315 PROFESSIONAL & SPECIALIZED SERVICES	\$	\$ 14	\$ 440	\$ 440	
340 SPECIAL DEPARTMENTAL EXPENSE	1,894	1,250	4,840	4,840	
350 UTILITIES	21,581	33,415	43,940	43,940	
RESERVES					
705 CONTINGENCY			4,390	4,390	
<b>TOTAL</b>	<b>\$ 23,475</b>	<b>\$ 34,679</b>	<b>\$ 53,610</b>	<b>\$ 53,610</b>	
<b>POWAY LIGHTING DISTRICT</b>					
SERVICES AND SUPPLIES					
315 PROFESSIONAL & SPECIALIZED SERVICES	\$	\$ 1	\$ 40	\$ 40	
340 SPECIAL DEPARTMENTAL EXPENSE	238	200	460	460	
350 UTILITIES	2,485	3,136	4,200	4,200	
RESERVES					
705 CONTINGENCY			420	420	
<b>TOTAL</b>	<b>\$ 2,723</b>	<b>\$ 3,337</b>	<b>\$ 5,120</b>	<b>\$ 5,120</b>	
<b>RAMONA PUBLIC HIGHWAY LIGHTING DISTRICT</b>					
SERVICES AND SUPPLIES					
315 PROFESSIONAL & SPECIALIZED SERVICES	\$	\$ 2	\$ 60	\$ 60	
340 SPECIAL DEPARTMENTAL EXPENSE	279	300	630	630	
350 UTILITIES	3,979	4,504	5,740	5,740	
RESERVES					
705 CONTINGENCY			570	570	
<b>TOTAL</b>	<b>\$ 4,258</b>	<b>\$ 4,806</b>	<b>\$ 7,000</b>	<b>\$ 7,000</b>	
<b>REXFORD LIGHTING DISTRICT</b>					
SERVICES AND SUPPLIES					
315 PROFESSIONAL & SPECIALIZED SERVICES	\$	\$ 1	\$ 40	\$ 40	
340 SPECIAL DEPARTMENTAL EXPENSE	134	150	490	490	
350 UTILITIES	1,593	3,804	4,470	4,470	
RESERVES					
705 CONTINGENCY			450	450	
<b>TOTAL</b>	<b>\$ 1,727</b>	<b>\$ 3,955</b>	<b>\$ 5,450</b>	<b>\$ 5,450</b>	
<b>SAN MARCOS HIGHWAY LIGHTING DISTRICT</b>					
SERVICES AND SUPPLIES					
315 PROFESSIONAL & SPECIALIZED SERVICES	\$	\$	\$ 10	\$ 10	
340 SPECIAL DEPARTMENTAL EXPENSE		3	110	110	
350 UTILITIES		758	1,030	1,030	
RESERVES					
705 CONTINGENCY RESERVE			100	100	
<b>TOTAL</b>	<b>\$</b>	<b>\$ 761</b>	<b>\$ 1,250</b>	<b>\$ 1,250</b>	

COUNTY OF SAN DIEGO FINAL BUDGET  
 1972-1973  
 GOVERNED THROUGH BOARD OF SUPERVISORS  
 EXPENDITURE DETAIL  
 SCHEDULE 13C

DISTRICT-EXPENDITURE CLASSIFICATION	EXPENDITURES		APPROPRIATIONS		FUND - (GENERAL OR OPERATING UNLESS OTHERWISE INDICATED)
	ACTUAL 1970-71	ACTUAL 1971-72	RECOMMENDED 1972-73	ADOPTED BY THE BOARD OF SUPERVISORS 1972-73	
<b>LIGHTING DISTRICTS</b>					
<b>SOIANA BEACH PUBLIC HIGHWAY LIGHTING DISTRICT</b>					
SERVICES AND SUPPLIES					
290 MAINTENANCE - STRUCT, IMPROVE & GROUNDS	\$	\$	\$ 390	\$ 390	
315 PROFESSIONAL & SPECIALIZED SERVICES		4	100	100	
340 SPECIAL DEPARTMENTAL EXPENSE	1,021	772	1,090	1,090	
350 UTILITIES	7,388	6,814	9,520	9,520	
RESERVE					
705 CONTINGENCY			990	990	
TOTAL	\$ 8,409	\$ 7,590	\$ 12,090	\$ 12,090	
<b>SPRING VALLEY LIGHTING DISTRICT</b>					
SERVICES AND SUPPLIES					
315 PROFESSIONAL & SPECIALIZED SERVICES	\$	\$ 12	\$ 300	\$ 300	
340 SPECIAL DEPARTMENTAL EXPENSE	3,357	1,200	3,290	3,290	
350 UTILITIES	14,183	30,613	29,910	29,910	
RESERVES					
705 CONTINGENCY			2,990	2,990	
TOTAL	\$ 17,540	\$ 31,825	\$ 36,490	\$ 36,490	
<b>SYCAMORE HILLS LIGHTING DISTRICT</b>					
SERVICES AND SUPPLIES					
290 MAINTENANCE - STRUCT, IMPROVE & GROUNDS	\$	\$	\$ 250	\$ 250	
315 PROFESSIONAL & SPECIALIZED SERVICES		9	200	200	
340 SPECIAL DEPARTMENTAL EXPENSE	1,076	1,100	2,240	2,240	
350 UTILITIES	15,816	17,390	20,060	20,060	
RESERVES					
705 - CONTINGENCY			2,030	2,030	
TOTAL	\$ 16,892	\$ 18,499	\$ 24,780	\$ 24,780	
<b>VISTA LA MESA PUBLIC HIGHWAY LIGHTING DISTRICT</b>					
SERVICES					
315 PROFESSIONAL & SPECIALIZED SERVICES	\$	\$	\$ 20	\$ 20	
340 SPECIAL DEPARTMENTAL EXPENSE	122	150	240	240	
350 UTILITIES	1,702	1,862	2,150	2,150	
RESERVES					
705 CONTINGENCY			210	210	
TOTAL	\$ 1,824	\$ 2,012	\$ 2,620	\$ 2,620	
<b>TOTAL LIGHTING DISTRICTS</b>	<b>\$ 119,378</b>	<b>\$ 157,059</b>	<b>\$ 217,880</b>	<b>\$ 217,880</b>	

COUNTY OF SAN DIEGO FINAL BUDGET  
1972-1973  
GOVERNED THROUGH BOARD OF SUPERVISORS  
EXPENDITURE DETAIL  
SCHEDULE 13C

DISTRICT-EXPENDITURE CLASSIFICATION	. . . EXPENDITURES . . .		. . . . APPROPRIATIONS . . . .		FUND - (GENERAL OR OPERATING UNLESS OTHERWISE INDICATED)
	ACTUAL 1970-71	ACTUAL 1971-72	RECOMMENDED 1972-73	ADOPTED BY THE BOARD OF SUPERVISORS 1972-73	
<b>LIGHTING MAINTENANCE DISTRICTS</b>					
<b>BROOKSIDE LIGHTING MAINTENANCE</b>					
SERVICES AND SUPPLIES					
315 PROFESSIONAL & SPECIALIZED SERVICES	\$	\$ 2	\$ 40	\$ 40	
340 SPECIAL DEPARTMENTAL EXPENSE	203	200	420	420	
350 UTILITIES	2,976	3,257	3,750	3,750	
RESERVES					
705 CONTINGENCY			380	380	
TOTAL	\$ 3,179	\$ 3,459	\$ 4,590	\$ 4,590	
<b>CARLTON OAKS LIGHTING MAINTENANCE DISTRICT</b>					
SERVICES AND SUPPLIES					
315 PROFESSIONAL & SPECIALIZED SERVICES	\$	\$	\$ 10	\$ 10	
340 SPECIAL DEPARTMENTAL EXPENSE	21	30	40	40	
350 UTILITIES	320	350	400	400	
RESERVES					
705 CONTINGENCY			40	40	
TOTAL	\$ 341	\$ 380	\$ 490	\$ 490	
<b>DONALD WAY LIGHTING MAINTENANCE DISTRICT</b>					
SERVICES AND SUPPLIES					
315 PROFESSIONAL & SPECIALIZED SERVICES	\$	\$	\$ 10	\$ 10	
340 SPECIAL DEPARTMENTAL EXPENSE	6	10	20	20	
350 UTILITIES	91	100	120	120	
RESERVES					
705 CONTINGENCY			10	10	
TOTAL	\$ 97	\$ 110	\$ 160	\$ 160	
<b>ENCINITAS LIGHTING MAINTENANCE DISTRICT NO. 1</b>					
SERVICES AND SUPPLIES					
290 MAINTENANCE - STRUCT, IMPROVE & GROUNDS	\$	\$ (510)	\$ 3,300	\$ 3,300	
315 PROFESSIONAL & SPECIALIZED SERVICES		3	80	80	
340 SPECIAL DEPARTMENTAL EXPENSE	661	373	930	930	
350 UTILITIES	4,132	5,366	5,200	5,200	
RESERVES					
705 CONTINGENCY			850	850	
TOTAL	\$ 4,793	\$ 5,232	\$ 10,360	\$ 10,360	

COUNTY OF SAN DIEGO FINAL BUDGET  
 1972-1973  
 GOVERNED THROUGH BOARD OF SUPERVISORS  
 EXPENDITURE DETAIL  
 SCHEDULE 13C

DISTRICT-EXPENDITURE CLASSIFICATION	. . . EXPENDITURES . . .		. . . . APPROPRIATIONS . . . .		FUND - (GENERAL OR OPERATING UNLESS OTHERWISE INDICATED)
	ACTUAL 1970-71	ACTUAL 1971-72	RECOMMENDED 1972-73	ADOPTED BY THE BOARD OF SUPERVISORS 1972-73	
<b>LIGHTING MAINTENANCE DISTRICTS</b>					
<b>JACUMBA LIGHTING MAINTENANCE DISTRICT</b>					
SERVICES AND SUPPLIES					
315 PROFESSIONAL & SPECIALIZED SERVICES	\$	\$	\$ 10	\$ 10	
340 SPECIAL DEPARTMENTAL EXPENSE	270	50	130	130	
350 UTILITIES	765	803	1,150	1,150	
RESERVES					
705 CONTINGENCY			120	120	
TOTAL	\$ 1,035	\$ 853	\$ 1,410	\$ 1,410	
<b>LAKE SAN MARCOS LIGHTING MAINTENANCE DISTRICT</b>					
SERVICES AND SUPPLIES					
290 MAINTENANCE - STRUCT, IMPROVE & GROUNDS	\$	\$	\$ 1,220	\$ 1,220	
315 PROFESSIONAL & SPECIALIZED SERVICES		2	60	60	
340 SPECIAL DEPARTMENTAL EXPENSE	988	480	640	640	
350 UTILITIES	2,494	3,026	4,590	4,590	
RESERVES					
705 CONTINGENCY			580	580	
TOTAL	\$ 3,482	\$ 3,508	\$ 7,090	\$ 7,090	
<b>LEMON GROVE LIGHTING MAINTENANCE DISTRICT</b>					
SERVICES AND SUPPLIES					
290 MAINTENANCE - STRUCT, IMPROVE & GROUNDS	\$	\$ 49	\$ 680	\$ 680	
315 PROFESSIONAL & SPECIALIZED SERVICES			30	30	
340 SPECIAL DEPARTMENTAL EXPENSE	133	729	290	290	
350 UTILITIES	1,409	1,548	1,970	1,970	
RESERVES					
705 CONTINGENCY			260	260	
TOTAL	\$ 1,542	\$ 2,326	\$ 3,230	\$ 3,230	
<b>LEUCADIA LIGHTING MAINTENANCE DISTRICT</b>					
SERVICES AND SUPPLIES					
290 MAINTENANCE - STRUCT, IMPROVE & GROUNDS	\$ 94	\$	\$ 440	\$ 440	
315 PROFESSIONAL & SPECIALIZED SERVICES			10	10	
340 SPECIAL DEPARTMENTAL EXPENSE	20	30	70	70	
350 UTILITIES	152	168	210	210	
RESERVES					
705 CONTINGENCY			70	70	
TOTAL	\$ 266	\$ 198	\$ 800	\$ 800	



COUNTY OF SAN DIEGO FINAL BUDGET  
1972-1973  
GOVERNED THROUGH BOARD OF SUPERVISORS  
EXPENDITURE DETAIL  
SCHEDULE 13C

DISTRICT-EXPENDITURE CLASSIFICATION	ACTUAL 1970-71	ACTUAL 1971-72	RECOMMENDED 1972-73	ADOPTED BY THE BOARD OF SUPERVISORS 1972-73	FUND - (GENERAL OR OPERATING UNLESS OTHERWISE INDICATED)
. . . EXPENDITURES . . . . . . . . . . APPROPRIATIONS . . . . .					
LIGHTING MAINTENANCE DISTRICTS					
PEPPER DRIVE LIGHTING MAINTENANCE DISTRICT					
SERVICES AND SUPPLIES					
315 PROFESSIONAL & SPECIALIZED SERVICES	\$	\$	\$ 10	\$ 10	
340 SPECIAL DEPARTMENTAL EXPENSE	65	80	130	130	
350 UTILITIES	985	1,078	1,240	1,240	
RESERVES					
705 CONTINGENCY			120	120	
TOTAL	\$ 1,050	\$ 1,158	\$ 1,500	\$ 1,500	
ROYAL CREST LIGHTING MAINTENANCE DISTRICT					
SERVICES AND SUPPLIES					
315 PROFESSIONAL & SPECIALIZED SERVICES	\$	\$	\$ 10	\$ 10	
340 SPECIAL DEPARTMENTAL EXPENSE	375	30	40	40	
350 UTILITIES	320	350	400	400	
RESERVES					
705 CONTINGENCY			40	40	
TOTAL	\$ 695	\$ 380	\$ 490	\$ 490	
SAN DIEGO COUNTY LIGHTING MAINTENANCE					
DISTRICT NO. 1					
SERVICES AND SUPPLIES					
315 PROFESSIONAL & SPECIALIZED SERVICES	\$	\$ 21	\$ 1,010	\$ 1,010	
340 SPECIAL DEPARTMENTAL EXPENSE	3,789	10,605	11,090	11,090	
350 UTILITIES	29,276	42,760	125,880	125,880	
RESERVES					
705 CONTINGENCY			10,090	10,090	
TOTAL	\$ 33,065	\$ 53,386	\$ 148,070	\$ 148,070	
SAN DIEGO COUNTY LIGHTING MAINTENANCE					
DISTRICT NO. 2					
315 PROFESSIONAL & SPECIALIZED SERVICES	\$	\$ 1	\$ 70	\$ 70	
340 SPECIAL DEPARTMENTAL EXPENSE	413	285	720	720	
350 UTILITIES	2,077	2,606	9,010	9,010	
RESERVES					
705 CONTINGENCY			650	650	
TOTAL	\$ 2,490	\$ 2,892	\$ 10,450	\$ 10,450	

COUNTY OF SAN DIEGO FINAL BUDGET  
 1972-73  
 GOVERNED THROUGH BOARD OF SUPERVISORS  
 EXPENDITURE DETAIL  
 SCHEDULE 13C

DISTRICT-EXPENDITURE CLASSIFICATION	. . . EXPENDITURES . . .		. . . . APPROPRIATIONS . . . .		FUND - (GENERAL OR OPERATING UNLESS OTHERWISE INDICATED)
	ACTUAL 1970-71	ACTUAL 1971-72	RECOMMENDED 1972-73	ADOPTED BY THE BOARD OF SUPERVISORS 1972-73	
<b>LIGHTING MAINTENANCE DISTRICTS</b>					
<b>SPRING VALLEY LIGHTING MAINTENANCE DISTRICT</b>					
SERVICES AND SUPPLIES					
315 PROFESSIONAL & SPECIALIZED SERVICES	\$	\$	\$	\$	
340 SPECIAL DEPARTMENTAL EXPENSE	569	686	1,160	1,160	
350 UTILITIES	8,307	9,092	10,530	10,530	
RESERVES					
705 CONTINGENCY			1,050	1,050	
<b>TOTAL</b>	<b>\$ 8,876</b>	<b>\$ 9,783</b>	<b>\$ 12,850</b>	<b>\$ 12,850</b>	
<b>SUNSHINE PARK LIGHTING MAINTENANCE DISTRICT</b>					
SERVICES AND SUPPLIES					
315 PROFESSIONAL & SPECIALIZED SERVICES	\$	\$	\$	\$	
340 SPECIAL DEPARTMENTAL EXPENSE	41	50	90	90	
350 UTILITIES	627	687	790	790	
RESERVES					
705 CONTINGENCY			80	80	
<b>TOTAL</b>	<b>\$ 668</b>	<b>\$ 737</b>	<b>\$ 970</b>	<b>\$ 970</b>	
<b>WINTER GARDENS LIGHTING MAINTENANCE DISTRICT</b>					
SERVICES AND SUPPLIES					
315 PROFESSIONAL & SPECIALIZED SERVICES	\$	\$	\$	\$	
340 SPECIAL DEPARTMENTAL EXPENSE	20	1,260	240	240	
350 UTILITIES	497	1,579	2,220	2,220	
RESERVES					
705 CONTINGENCY			220	220	
<b>TOTAL</b>	<b>\$ 517</b>	<b>\$ 2,839</b>	<b>\$ 2,700</b>	<b>\$ 2,700</b>	
<b>TOTAL LIGHTING MAINTENANCE DISTRICTS</b>	<b>\$ 62,096</b>	<b>\$ 87,241</b>	<b>\$ 205,160</b>	<b>\$ 205,160</b>	

COUNTY OF SAN DIEGO FINAL BUDGET  
1972-1973  
GOVERNED THROUGH BOARD OF SUPERVISORS  
EXPENDITURE DETAIL  
SCHEDULE 13C

DISTRICT-EXPENDITURE CLASSIFICATION	ACTUAL 1970-71	ACTUAL 1971-72	RECOMMENDED 1972-73	ADOPTED BY THE BOARD OF SUPERVISORS 1972-73	FUND - (GENERAL OR OPERATING UNLESS OTHERWISE INDICATED)
. . . EXPENDITURES . . . . . APPROPRIATIONS . . . . .					
SANITATION DISTRICTS					
ALPINE SANITATION DISTRICT					
SERVICES AND SUPPLIES					
290 MAINTENANCE - STRUCT, IMPROVE & GROUNDS	\$ 18,534	\$ 25,170	\$ 22,780	\$ 22,780	
315 PROFESSIONAL & SPECIALIZED SERVICES	1,329	1,623	3,800	3,800	
340 SPECIAL DEPARTMENTAL EXPENSE	613		8,300	8,300	
FIXED ASSETS					
530 STRUCTURES AND IMPROVEMENTS					
S01 SEWER SYSTEM IMPROVEMENTS	55,900		6,450	6,450	
RESERVES					
705 CONTINGENCY			3,500	3,500	
TOTAL	\$ 76,376	\$ 26,793	\$ 44,830	\$ 44,830	
ALPINE SANITATION DISTRICT -					
DEBT SERVICE 1953 (115M)					
OTHER CHARGES					
455 BOND REDEMPTION	\$ 5,000	\$ 5,000	\$ 5,000	\$ 5,000	DEBT SERVICE 1953
456 INTEREST ON BONDS	1,625	1,375	1,125	1,125	DEBT SERVICE 1953
TOTAL	\$ 6,625	\$ 6,375	\$ 6,125	\$ 6,125	
ALPINE SANITATION DISTRICT -					
DEBT SERVICE 1953 (5M)					
OTHER CHARGES					
456 INTEREST ON BONDS	\$ 250	\$ 250	\$ 250	\$ 250	DEBT SERVICE 1953 (5M)
456 INTEREST ON BONDS			29,330	29,330	DEBT SERVICE 1971 (285M)
TOTAL	\$ 250	\$ 250	\$ 29,580	\$ 29,580	
TOTAL ALPINE SANITATION DISTRICT	\$ 83,251	\$ 33,418	\$ 80,535	\$ 80,535	
BUENA SANITATION DISTRICT					
SERVICES AND SUPPLIES					
290 MAINTENANCE - STRUCT, IMPROVE & GROUNDS	\$ 17,346	\$ 25,904	\$ 29,950	\$ 29,950	
315 PROFESSIONAL & SPECIALIZED SERVICES	4,810	5,754	8,250	8,250	
340 SPECIAL DEPARTMENTAL EXPENSE	17,580	20,448	22,000	22,000	
FIXED ASSETS					
530 STRUCTURES AND IMPROVEMENTS					
S01 SEWER SYSTEMS IMPROVEMENT	30,000		27,300	27,300	
RESERVES					
705 CONTINGENCY			4,500	4,500	
TOTAL	\$ 69,736	\$ 52,106	\$ 92,000	\$ 92,000	

COUNTY OF SAN DIEGO FINAL BUDGET  
 1972-1973  
 GOVERNED THROUGH BOARD OF SUPERVISORS  
 EXPENDITURE DETAIL  
 SCHEDULE 13C

DISTRICT-EXPENDITURE CLASSIFICATION	. . . EXPENDITURES . . .		. . . . APPROPRIATIONS . . . .		FUND - (GENERAL OR OPERATING UNLESS OTHERWISE INDICATED)
	ACTUAL 1970-71	ACTUAL 1971-72	RECOMMENDED 1972-73	ADOPTED BY THE BOARD OF SUPERVISORS 1972-73	
<b>SANITATION DISTRICTS</b>					
<b>BUENA SANITATION DISTRICT - DEBT SERVICE 1964</b>					
OTHER CHARGES					
455 BOND REDEMPTION	\$ 45,000	\$ 50,000	\$ 55,000	\$ 55,000	
456 INTEREST ON BONDS	88,597	86,356	83,892	83,892	
TOTAL	\$ 133,597	\$ 136,356	\$ 138,892	\$ 138,892	
TOTAL BUENA SANITATION DISTRICT	\$ 203,333	\$ 188,462	\$ 230,892	\$ 230,892	
<b>CARDIFF SANITATION DISTRICT</b>					
SERVICES AND SUPPLIES					
290 MAINTENANCE - STRUCT, IMPROVE & GROUNDS	\$ 1,072	\$ 4,397	\$	\$	
315 PROFESSIONAL & SPECIALIZED SERVICES	4,608	14,619			
340 SPECIAL DEPARTMENTAL EXPENSE	26,607	26,423	40,200	40,200	
FIXED ASSETS					
530 STRUCTURES & IMPROVEMENTS					
S01 SEWER SYSTEM IMPROVEMENTS			1,399,900	1,399,900	
RESERVES					
705 CONTINGENCY			11,700	11,700	
TOTAL	\$ 32,287	\$ 45,439	\$ 1,451,800	\$ 1,451,800	
<b>CARDIFF SANITATION DISTRICT - 1965 SEWER</b>					
MAINTENANCE & OPERATION					
SERVICES AND SUPPLIES					
290 MAINTENANCE - STRUCT, IMPROVE & GROUNDS	\$ 23,725	\$ 43,206	\$ 60,900	\$ 60,900	1965 SEWER MAINTENANCE & OPERATION
315 PROFESSIONAL & SPECIALIZED SERVICES	1,250	3,876	16,100	16,100	1965 SEWER MAINTENANCE & OPERATION
TOTAL	\$ 24,975	\$ 47,082	\$ 77,000	\$ 77,000	
<b>CARDIFF SANITATION DISTRICT - 1965 SEWER</b>					
REVENUE BOND INTEREST					
OTHER CHARGES					
456 INTEREST ON BONDS	\$ 23,626	\$ 23,174	\$ 22,510	\$ 22,510	1965 SEWER REVENUE BOND - INTEREST
TOTAL	\$ 23,626	\$ 23,174	\$ 22,510	\$ 22,510	
<b>CARDIFF SANITATION DISTRICT - 1965 SEWER</b>					
REVENUE BOND - RETIREMENT					
OTHER CHARGES					
455 BOND REDEMPTION	\$ 10,000	\$ 15,000	\$ 15,000	\$ 15,000	1965 SEWER REVENUE BOND - RETIREMENT
TOTAL	\$ 10,000	\$ 15,000	\$ 15,000	\$ 15,000	

COUNTY OF SAN DIEGO FINAL BUDGET  
1972-1973  
GOVERNED THROUGH BOARD OF SUPERVISORS  
EXPENDITURE DETAIL  
SCHEDULE 13C

	. . . EXPENDITURES . . .		. . . . APPROPRIATIONS . . . .		
DISTRICT-EXPENDITURE CLASSIFICATION	ACTUAL 1970-71	ACTUAL 1971-72	RECOMMENDED 1972-73	ADOPTED BY THE BOARD OR SUPERVISORS 1972-73	FUND - (GENERAL OR OPERATING UNLESS OTHERWISE INDICATED)
SANITATION DISTRICTS					
CARDIFF SANITATION DISTRICT - 1965 SEWER REVENUE - BOND RESERVE OTHER CHARGES					
453 CONTRIBUTIONS TO OTHER AGENCIES	\$ 6,830	\$ 25,200	\$ 42,720	\$ 42,720	1965 SEWER REVENUE BOND - RESERVE
TOTAL	\$ 6,830	\$ 25,200	\$ 42,720	\$ 42,720	
CARDIFF SANITATION DISTRICT - 1965 SEWER BOND REVENUE SURPLUS SERVICES AND SUPPLIES					
340 SPECIAL DEPARTMENTAL EXPENSE	\$	\$	\$ 10	\$ 10	1965 SEWER REVENUE BOND - SURPLUS
TOTAL	\$	\$	\$ 10	\$ 10	
CARDIFF SANITATION DISTRICT - 1965 SEWER REVENUE SERVICES AND SUPPLIES					
340 SPECIAL DEPARTMENTAL EXPENSE	\$ 79,765	\$ 85,675	\$ 160,842	\$ 160,842	1965 SEWER REVENUE
TOTAL	\$ 79,765	\$ 85,675	\$ 160,842	\$ 160,842	
CARDIFF SANITATION DISTRICT - DEBT SERVICE 1956 OTHER CHARGES					
455 BOND REDEMPTION	\$ 10,000	\$ 10,000	\$ 10,000	\$ 10,000	DEBT SERVICE 1956
456 INTEREST ON BONDS	8,000	7,500	7,000	7,000	DEBT SERVICE 1956
TOTAL	\$ 18,000	\$ 17,500	\$ 17,000	\$ 17,000	
TOTAL CARDIFF SANITATION DISTRICT	\$ 195,483	\$ 259,070	\$ 1,786,882	\$ 1,786,882	
JULIAN SANITATION DISTRICT SERVICES AND SUPPLIES					
290 MAINTENANCE - STRUCT, IMPROVE & GROUNDS	\$ 2,383	\$ 2,003	\$ 3,650	\$ 3,650	
315 PROFESSIONAL & SPECIALIZED SERVICES	458	259	2,075	2,075	
FIXED ASSETS					
530 STRUCTURES AND IMPROVEMENTS			4,475	4,475	
SO1 SEWER SYSTEM IMPROVEMENTS					
RESERVES					
705 CONTINGENCY			570	570	
TOTAL	\$ 2,841	\$ 2,262	\$ 10,770	\$ 10,770	
JULIAN SANITATION DISTRICT - DEBT SERVICE 1953 OTHER CHARGES					
455 BOND REDEMPTION	\$ 2,000	\$ 2,000	\$ 2,000	\$ 2,000	DEBT SERVICE 1953
456 INTEREST ON BONDS	1,300	1,200	1,100	1,100	DEBT SERVICE 1953
TOTAL	\$ 3,300	\$ 3,200	\$ 3,100	\$ 3,100	
TOTAL JULIAN SANITATION DISTRICT	\$ 6,141	\$ 5,462	\$ 13,870	\$ 13,870	

COUNTY OF SAN DIEGO FINAL BUDGET  
 1972-1973  
 GOVERNED THROUGH BOARD OF SUPERVISORS  
 EXPENDITURE DETAIL  
 SCHEDULE 13C

DISTRICT-EXPENDITURE CLASSIFICATION	EXPENDITURES		APPROPRIATIONS		FUND - (GENERAL OR OPERATING UNLESS OTHERWISE INDICATED)
	ACTUAL 1970-71	ACTUAL 1971-72	RECOMMENDED 1972-73	ADOPTED BY THE BOARD OF SUPERVISORS 1972-73	
<b>SANITATION DISTRICTS</b>					
<b>LAKESIDE SANITATION DISTRICT</b>					
SERVICES AND SUPPLIES					
290 MAINTENANCE - STRUCT, IMPROVE & GROUNDS	\$ 65,116	\$ 99,012	\$ 99,150	\$ 99,150	
305 MISCELLANEOUS EXPENSE	1,114				
315 PROFESSIONAL & SPECIALIZED SERVICES	7,300	15,737	14,800	14,800	
340 SPECIAL DEPARTMENTAL EXPENSE			60,000	60,000	
FIXED ASSETS					
530 STRUCTURES AND IMPROVEMENTS					
S01 SEWER SYSTEM IMPROVEMENTS	9,054	131,839	509,675	509,675	
RESERVES					
705 CONTINGENCY			17,300	17,300	
TOTAL	\$ 82,584	\$ 246,588	\$ 700,925	\$ 700,925	
<b>LAKESIDE SANITATION DISTRICT - DEBT SERVICE 1958</b>					
OTHER CHARGES					
455 BOND REDEMPTION	\$ 10,000	\$ 10,000	\$ 10,000	\$ 10,000	DEBT SERVICE 1958
456 INTEREST ON BONDS	10,538	10,063	9,588	9,588	DEBT SERVICE 1958
TOTAL	\$ 20,538	\$ 20,063	\$ 19,588	\$ 19,588	
TOTAL LAKESIDE SANITATION DISTRICT	\$ 103,122	\$ 266,651	\$ 720,513	\$ 720,513	
<b>LEMON GROVE SANITATION DISTRICT</b>					
SERVICES AND SUPPLIES					
290 MAINTENANCE - STRUCT, IMPROVE & GROUNDS	\$ 44,547	\$ 71,019	\$ 98,400	\$ 98,400	
315 PROFESSIONAL & SPECIALIZED SERVICES	8,262	8,195	17,300	17,300	
340 SPECIAL DEPARTMENTAL EXPENSE	67,830	68,551	185,700	185,700	
FIXED ASSETS					
530 STRUCTURES AND IMPROVEMENTS					
S01 SEWER SYSTEM IMPROVEMENTS			18,150	18,150	
RESERVES					
705 CONTINGENCY			21,000	21,000	
TOTAL	\$ 120,639	\$ 147,765	\$ 340,550	\$ 340,550	
<b>MONTGOMERY SANITATION DISTRICT</b>					
SERVICES AND SUPPLIES					
290 MAINTENANCE - STRUCT, IMPROVE & GROUNDS	\$ 19,563	\$ 30,927	\$ 35,200	\$ 35,200	
315 PROFESSIONAL & SPECIALIZED SERVICES	5,656	10,702	18,275	18,275	
340 SPECIAL DEPARTMENTAL EXPENSE	87,538	79,268	88,400	88,400	
FIXED ASSETS					
530 STRUCTURES AND IMPROVEMENTS					
S01 SEWER SYSTEM IMPROVEMENTS	3,713	10,448	206,600	206,600	
RESERVES					
705 CONTINGENCY			14,100	14,100	
TOTAL	\$ 116,470	\$ 131,345	\$ 362,575	\$ 362,575	

COUNTY OF SAN DIEGO FINAL BUDGET  
1972-1973  
GOVERNED THROUGH BOARD OF SUPERVISORS  
EXPENDITURE DETAIL  
SCHEDULE 13C

DISTRICT-EXPENDITURE CLASSIFICATION	ACTUAL 1970-71	ACTUAL 1971-72	RECOMMENDED 1972-73	ADOPTED BY THE BOARD OF SUPERVISORS 1972-73	FUND - (GENERAL OR OPERATING UNLESS OTHERWISE INDICATED)
. . . EXPENDITURES . . . . . APPROPRIATIONS . . . . .					
SANITATION DISTRICTS					
PINE VALLEY SANITATION DISTRICT					
SERVICES AND SUPPLIES					
290 MAINTENANCE - STRUCT, IMPROVE & GROUNDS	\$ 4,152	\$ 5,204	\$ 8,200	\$ 8,200	
315 PROFESSIONAL & SPECIALIZED SERVICES	399	331	1,875	1,875	
325 RENTS & LEASES - STRUCT, IMPROVE & GROUNDS	750	750	1,000	1,000	
FIXED ASSETS					
530 STRUCTURES AND IMPROVEMENTS					
S01 SEWER SYSTEM IMPROVEMENTS			400	400	
RESERVES					
705 CONTINGENCY			1,100	1,100	
TOTAL	\$ 5,301	\$ 6,285	\$ 12,575	\$ 12,575	
RAMONA SANITATION DISTRICT					
SERVICES AND SUPPLIES					
290 MAINTENANCE - STRUCT, IMPROVE & GROUNDS	\$ 36,245	\$ 46,948	\$ 55,150	\$ 55,150	
315 PROFESSIONAL & SPECIALIZED SERVICES	2,293	3,367	6,000	6,000	
340 SPECIAL DEPARTMENTAL EXPENSE	12,713	914			
FIXED ASSETS					
530 STRUCTURES & IMPROVEMENTS					
S01 SEWER SYSTEM IMPROVEMENTS	4,490		30,750	30,750	
RESERVES					
705 CONTINGENCY			6,100	6,100	
TOTAL	\$ 55,741	\$ 51,229	\$ 98,000	\$ 98,000	
RAMONA SANITATION DISTRICT DEBT SERVICE					
1949/1971					
OTHER CHARGES					
455 BOND REDEMPTION	\$ 3,000	\$ 3,000	\$ 4,000	\$ 4,000	DEBT SERVICE 1949
456 INTEREST ON BONDS	298	193	70	70	DEBT SERVICE 1949
456 INTEREST ON BONDS			73,345	73,345	DEBT SERVICE 1971
TOTAL	\$ 3,298	\$ 3,193	\$ 77,415	\$ 77,415	
TOTAL RAMONA SANITATION DISTRICT	\$ 59,039	\$ 54,422	\$ 175,415	\$ 175,415	
RANCHO SANTA FE SANITATION DISTRICT					
SERVICES AND SUPPLIES					
290 MAINTENANCE - STRUCT, IMPROVE & GROUNDS	\$ 36,960	\$ 53,811	\$ 66,400	\$ 66,400	
315 PROFESSIONAL & SPECIALIZED SERVICES	4,396	10,691	7,200	7,200	
FIXED ASSETS					
530 STRUCTURES AND IMPROVEMENTS					
S01 SEWER SYSTEM IMPROVEMENTS	2,080		18,550	18,550	
RESERVE					
705 CONTINGENCY			7,300	7,300	
TOTAL	\$ 43,436	\$ 64,502	\$ 99,450	\$ 99,450	

COUNTY OF SAN DIEGO FINAL BUDGET  
1972-1973  
GOVERNED THROUGH BOARD OF SUPERVISORS  
EXPENDITURE DETAIL  
SCHEDULE 13C

DISTRICT-EXPENDITURE CLASSIFICATION	EXPENDITURES		APPROPRIATIONS		FUND - (GENERAL OR OPERATING UNLESS OTHERWISE INDICATED)
	ACTUAL 1970-71	ACTUAL 1971-72	RECOMMENDED 1972-73	ADOPTED BY THE BOARD OF SUPERVISORS 1972-73	
<b>SANITATION DISTRICTS</b>					
<b>RANCHO SANTA FE SANITATION DISTRICT -</b>					
DEBT SERVICE 1960					
OTHER CHARGES					
455 BOND REDEMPTION	\$ 7,000	\$ 7,000	\$ 7,000	\$ 7,000	DEBT SERVICE 1960
456 INTEREST ON BONDS	2,940	2,678	2,415	2,415	DEBT SERVICE 1960
TOTAL	\$ 9,940	\$ 9,678	\$ 9,415	\$ 9,415	
TOTAL RANCHO SANTA FE SANITATION DISTRICT	\$ 53,376	\$ 74,180	\$ 108,865	\$ 108,865	
<b>ROLANDO SANITATION DISTRICT</b>					
SERVICES AND SUPPLIES					
290 MAINTENANCE - STRUCT, IMPROVE & GROUNDS	\$ 6,667	\$ 6,929	\$ 11,950	\$ 11,950	
315 PROFESSIONAL & SPECIALIZED SERVICES	1,709	1,225	3,655	3,655	
340 SPECIAL DEPARTMENTAL EXPENSE	5,773	5,906	8,000	8,000	
FIXED ASSETS					
530 STRUCTURES AND IMPROVEMENTS					
S01 SEWER SYSTEM IMPROVEMENTS			800	800	
RESERVES					
705 CONTINGENCY			2,300	2,300	
TOTAL	\$ 14,149	\$ 14,060	\$ 26,705	\$ 26,705	
<b>SOLANA BEACH SANITATION DISTRICT</b>					
SERVICES AND SUPPLIES					
290 MAINTENANCE-STRUCT, IMPROVE & GROUNDS	\$	\$ 17,572	\$	\$	
315 PROFESSIONAL & SPECIALIZED SERVICES	5,147	15,713			
340 SPECIAL DEPARTMENTAL EXPENSE	17,170	10,807	34,300	34,300	
FIXED ASSETS					
530 STRUCTURES AND IMPROVEMENTS					
S01 SEWER SYSTEM IMPROVEMENTS		209,515	774,600	774,600	
RESERVES					
705 CONTINGENCY			10,700	10,700	
TOTAL	\$ 22,317	\$ 253,607	\$ 819,600	\$ 819,600	
<b>SOLANA BEACH SANITATION DISTRICT - 1965 SEWER</b>					
MAINTENANCE & OPERATION					
290 MAINTENANCE - STRUCT, IMPROVE & GROUNDS	\$ 28,935	\$ 49,256	\$ 58,700	\$ 58,700	1965 SEWER MAINTENANCE & OPERATION
315 PROFESSIONAL & SPECIALIZED SERVICES	1,250	2,903	14,400	14,400	1965 SEWER MAINTENANCE & OPERATION
TOTAL	\$ 30,185	\$ 52,159	\$ 73,100	\$ 73,100	



COUNTY OF SAN DIEGO FINAL BUDGET  
1972-1973  
GOVERNED THROUGH BOARD OF SUPERVISORS  
EXPENDITURE DETAIL  
SCHEDULE 13C

DISTRICT-EXPENDITURE CLASSIFICATION	. . . EXPENDITURES . . .		. . . . APPROPRIATIONS . . . .		FUND - (GENERAL OR OPERATING UNLESS OTHERWISE INDICATED)
	ACTUAL 1970-71	ACTUAL 1971-72	RECOMMENDED 1972-73	ADOPTED BY THE BOARD OF SUPERVISORS 1972-73	
SANITATION DISTRICTS					
SOLANA BEACH SANITATION DISTRICT - 1965					
SEWER REVENUE					
SERVICES AND SUPPLIES					
340 SPECIAL DEPARTMENTAL EXPENSE	\$ 85,030	\$ 84,200	\$ 130,700	\$ 130,700	1965 SEWER REVENUE
TOTAL	\$ 85,030	\$ 84,200	\$ 130,700	\$ 130,700	
SOLANA BEACH SANITATION DISTRICT - 1965 SEWER					
REVENUE BOND - RETIREMENT					
OTHER CHARGES					
455 BOND REDEMPTION	\$ 10,000	\$ 15,000	\$ 15,000	\$ 15,000	1965 SEWER REVENUE BOND - RETIREMENT
TOTAL	\$ 10,000	\$ 15,000	\$ 15,000	\$ 15,000	
SOLANA BEACH SANITATION DISTRICT - 1965 SEWER					
REVENUE BOND - INTEREST					
OTHER CHARGES					
456 INTEREST ON BONDS	\$ 24,527	\$ 24,072	\$ 23,447	\$ 23,447	1965 SEWER REVENUE BOND - INTEREST
TOTAL	\$ 24,527	\$ 24,072	\$ 23,447	\$ 23,447	
SOLANA BEACH SANITATION DISTRICT - 1965 SEWER					
REVENUE BOND RESERVE					
OTHER CHARGES					
453 CONTRIBUTION TO OTHER AGENCIES	\$ 4,285	\$ 3,000	\$ 43,470	\$ 43,470	1965 SEWER REVENUE BOND - RESERVE
TOTAL	\$ 4,285	\$ 3,000	\$ 43,470	\$ 43,470	
SOLANA BEACH SANITATION DISTRICT - 1965 SEWER					
REVENUE BOND - SURPLUS					
SERVICES AND SUPPLIES					
340 SPECIAL DEPARTMENTAL EXPENSE	\$	\$ 19,000	\$ 600	\$ 600	1965 SEWER REVENUE BOND - SURPLUS
TOTAL	\$	\$ 19,000	\$ 600	\$ 600	
TOTAL SOLANA BEACH	\$ 176,344	\$ 451,038	\$ 1,105,917	\$ 1,105,917	
SPRING VALLEY SANITATION DISTRICT - MAINTENANCE					
SERVICES AND SUPPLIES					
305 MISCELLANEOUS EXPENSE	\$ 328	\$	\$	\$	
340 SPECIAL DEPARTMENTAL EXPENSE	160,567	247,452	1,017,400	1,017,400	
FIXED ASSETS					
510 EQUIPMENT	4,796	561			
530 STRUCTURES AND IMPROVEMENTS					
S01 SEWER SYSTEM IMPROVEMENTS	99,025	35,979	292,500	292,500	
RESERVES					
705 CONTINGENCY			36,300	36,300	
TOTAL	\$ 264,716	\$ 283,992	\$ 1,346,200	\$ 1,346,200	

COUNTY OF SAN DIEGO FINAL BUDGET  
 1972-1973  
 GOVERNED THROUGH BOARD OF SUPERVISORS  
 EXPENDITURE DETAIL  
 SCHEDULE 13C

DISTRICT-EXPENDITURE CLASSIFICATION	EXPENDITURES		APPROPRIATIONS		FUND - (GENERAL OR OPERATING UNLESS OTHERWISE INDICATED)
	ACTUAL 1970-71	ACTUAL 1971-72	RECOMMENDED 1972-73	ADOPTED BY THE BOARD OF SUPERVISORS 1972-73	
<b>SANITATION DISTRICTS</b>					
SPRING VALLEY SANITATION DISTRICT - 1962 SEWER REVENUE MAINTENANCE & OPERATION SERVICES AND SUPPLIES					
290 MAINTENANCE, STRUCT, IMPROVE & GROUNDS	\$ 78,200	\$ 149,238	\$ 173,850	\$ 173,850	1962 SEWER REVENUE MAINTENANCE & OPERATION
315 PROFESSIONAL & SPECIALIZED SERVICES	15,330	26,437	29,800	29,800	1962 SEWER REVENUE MAINTENANCE & OPERATION
340 SPECIAL DEPARTMENTAL EXPENSE	112	10			1962 SEWER REVENUE MAINTENANCE & OPERATION
<b>TOTAL</b>	<b>\$ 93,642</b>	<b>\$ 175,685</b>	<b>\$ 203,650</b>	<b>\$ 203,650</b>	
SPRING VALLEY SANITATION DISTRICT - DEBT SERVICE 1956 OTHER CHARGES					
455 BOND REDEMPTION	\$ 30,000	\$ 30,000	\$ 30,000	\$ 30,000	DEBT SERVICE 1956
456 INTEREST ON BONDS	23,438	22,013	20,588	20,588	DEBT SERVICE 1956
<b>TOTAL</b>	<b>\$ 53,438</b>	<b>\$ 52,013</b>	<b>\$ 50,588</b>	<b>\$ 50,588</b>	
SPRING VALLEY SANITATION DISTRICT - 1962 SEWER REVENUE SERVICES AND SUPPLIES					
340 SPECIAL DEPARTMENTAL EXPENSE	\$ 401,290	\$ 347,350	\$ 695,360	\$ 695,360	1962 SEWER REVENUE
<b>TOTAL</b>	<b>\$ 401,290</b>	<b>\$ 347,350</b>	<b>\$ 695,360</b>	<b>\$ 695,360</b>	
SPRING VALLEY SANITATION DISTRICT - 1962 SEWER REVENUE BOND - PRINCIPAL OTHER CHARGES					
455 BOND REDEMPTION	\$ 45,000	\$ 45,000	\$ 45,000	\$ 45,000	1962 SEWER REVENUE BOND - PRINCIPAL
<b>TOTAL</b>	<b>\$ 45,000</b>	<b>\$ 45,000</b>	<b>\$ 45,000</b>	<b>\$ 45,000</b>	
SPRING VALLEY SANITATION DISTRICT - 1962 SEWER REVENUE BOND - INTEREST OTHER CHARGES					
456 INTEREST ON BONDS	\$ 48,900	\$ 47,264	\$ 45,804	\$ 45,804	1962 SEWER REVENUE BOND - INTEREST
<b>TOTAL</b>	<b>\$ 48,900</b>	<b>\$ 47,264</b>	<b>\$ 45,804</b>	<b>\$ 45,804</b>	

COUNTY OF SAN DIEGO FINAL BUDGET  
 1972-1973  
 GOVERNED THROUGH BOARD OF SUPERVISORS  
 EXPENDITURE DETAIL  
 SCHEDULE 13C

DISTRICT-EXPENDITURE CLASSIFICATION	. . . EXPENDITURES . . .		. . . . APPROPRIATIONS . . . .		FUND - (GENERAL OR OPERATING UNLESS OTHERWISE INDICATED)
	ACTUAL 1970-71	ACTUAL 1971-72	RECOMMENDED 1972-73	ADOPTED BY THE BOARD OF SUPERVISORS 1972-73	
SANITATION DISTRICTS					
SPRING VALLEY SANITATION DISTRICT - 1962					
SEWER REVENUE BOND - RESERVE					
OTHER CHARGES					
453 CONTRIBUTION TO OTHER AGENCIES	\$ 15,500	\$ 50,850	\$ 102,932	\$ 102,932	1962 SEWER REVENUE BOND - RESERVE
TOTAL	\$ 15,500	\$ 50,850	\$ 102,932	\$ 102,932	
SPRING VALLEY SANITATION DISTRICT - 1962 SEWER					
REVENUE - SURPLUS REVENUE					
SERVICES AND SUPPLIES					
340 SPECIAL DEPARTMENTAL EXPENSE	\$ 20,700	\$ 31,200	\$ 85,500	\$ 85,500	1962 SEWER REVENUE BOND - SURPLUS REVENUE
TOTAL	\$ 20,700	\$ 31,200	\$ 85,500	\$ 85,500	
TOTAL SPRING VALLEY SANITATION DISTRICT	\$ 943,186	\$ 1,033,354	\$ 2,575,034	\$ 2,575,034	
WHISPERING PALMS SANITATION DISTRICT					
SERVICES AND SUPPLIES					
290 MAINTENANCE - STRUCT, IMPROVE & GROUNDS	\$ 6,593	\$ 9,431	\$ 13,250	\$ 13,250	
315 PROFESSIONAL & SPECIALIZED SERVICES	891	672	1,195	1,195	
FIXED ASSETS					
530 STRUCTURES AND IMPROVEMENTS					
S01 SEWER SYSTEM IMPROVEMENTS			271,000	271,000	
RESERVES					
705 CONTINGENCY			1,400	1,400	
TOTAL	\$ 7,484	\$ 10,103	\$ 286,845	\$ 286,845	
TOTAL SANITATION DISTRICTS	\$ 2,087,318	\$ 2,675,615	\$ 7,827,173	\$ 7,827,173	

COUNTY OF SAN DIEGO FINAL BUDGET  
1972-1973  
GOVERNED THROUGH BOARD OF SUPERVISORS  
EXPENDITURE DETAIL  
SCHEDULE 13C

DISTRICT-EXPENDITURE CLASSIFICATION	EXPENDITURES . . .		APPROPRIATIONS . . . .		FUND - (GENERAL OR OPERATING UNLESS OTHERWISE INDICATED)
	ACTUAL 1970-71	ACTUAL 1971-72	RECOMMENDED 1972-73	ADOPTED BY THE BOARD OF SUPERVISORS 1972-73	
<b>RECREATION AND PARK DISTRICT</b>					
SPRING VALLEY RECREATION & PARK DISTRICT					
SERVICES AND SUPPLIES					
290 MAINTENANCE STRUCT, IMPROVE & GROUNDS	\$	\$	\$ 13,500	\$ 13,500	
315 PROFESSIONAL & SPECIALIZED SERVICES		15,075	16,500	16,500	
325 RENTS & LEASES-STRUCT, IMPROVE & GROUNDS		4,250	4,250	4,250	
340 SPECIAL DEPARTMENTAL EXPENSE	24,167	625	170	170	
FIXED ASSETS					
530 STRUCTURES AND IMPROVEMENTS					
SOL PARK DEVELOPMENT PHASE		28,131	11,300	11,300	
TOTAL RECREATION AND PARK DISTRICT	\$ 24,167	\$ 48,081	\$ 45,720	\$ 45,720	
<b>MAINTENANCE DISTRICTS</b>					
RANCHO SANTA FE MAINTENANCE DISTRICT					
SALARIES AND EMPLOYEE BENEFITS					
101 SALARIES AND WAGES	\$ 31,320	\$ 31,772	\$ 36,404	\$ 36,404	
SERVICES AND SUPPLIES					
215 COMMUNICATIONS	102	164			
243 INSURANCE - WORKMENS COMPENSATION			910	910	
290 MAINTENANCE - STRUCT, IMPROVE & GROUNDS	1,478	9,283	5,000	5,000	
315 PROFESSIONAL & SPECIALIZED SERVICES	1,800	84	3,500	3,500	
325 RENTS & LEASES - STRUCT, IMPROVE & GROUNDS	2,400	2,400	2,400	2,400	
340 SPECIAL DEPARTMENTAL EXPENSE	3,827	2,626	2,400	2,400	
350 UTILITIES	824	694	1,000	1,000	
FIXED ASSETS					
510 EQUIPMENT					
NO. QUAN. DESCRIPTION					
1 LOT MINOR EQUIPMENT					
2 1 DUMP TRUCK CAB & CHASSIS (REPLACEMENT)			3,000	3,000	
RESERVES					
705 CONTINGENCY			3,000	3,000	
TOTAL	\$ 41,751	\$ 47,023	\$ 57,614	\$ 57,614	
<b>SAN DIEGO COUNTY DRAINAGE MAINTENANCE</b>					
DISTRICT NO. 1					
SERVICES AND SUPPLIES					
290 MAINTENANCE - STRUCT, IMPROVE & GROUNDS	\$ 690	\$ 1,754	\$ 9,500	\$ 9,500	
315 PROFESSIONAL & SPECIALIZED SERVICES	708	90	600	600	
340 SPECIAL DEPARTMENTAL EXPENSE	55				
TOTAL	\$ 1,453	\$ 1,844	\$ 10,100	\$ 10,100	

COUNTY OF SAN DIEGO FINAL BUDGET  
1972-1973  
GOVERNED THROUGH BOARD OF SUPERVISORS  
EXPENDITURE DETAIL  
SCHEDULE 13C

DISTRICT-EXPENDITURE CLASSIFICATION	. . . EXPENDITURES . . .		. . . . . APPROPRIATIONS . . . . .		FUND - (GENERAL OR OPERATING UNLESS OTHERWISE INDICATED)
	ACTUAL 1970-71	ACTUAL 1971-72	RECOMMENDED 1972-73	ADOPTED BY THE BOARD OF SUPERVISORS 1972-73	
MAINTENANCE DISTRICTS					
WINTER GARDENS SEWER MAINTENANCE DISTRICT					
SERVICES AND SUPPLIES					
290 MAINTENANCE - STRUCT, IMPROVE & GROUNDS	\$ 26,742	\$ 53,157	\$ 15,050	\$ 15,050	
315 PROFESSIONAL & SPECIALIZED SERVICES	114	2,216	2,800	2,800	
340 SPECIAL DEPARTMENTAL EXPENSE	18,792		38,000	38,000	
FIXED ASSETS					
530 STRUCTURES & IMPROVEMENTS					
S01 SEWER SYSTEM IMPROVEMENTS		1,000	28,050	28,050	
RESERVES					
705 CONTINGENCY			5,500	5,500	
TOTAL	\$ 45,648	\$ 56,373	\$ 89,400	\$ 89,400	
 TOTAL MAINTENANCE DISTRICTS	 \$ 88,852	 \$ 105,240	 \$ 157,114	 \$ 157,114	

COUNTY OF SAN DIEGO FINAL BUDGET  
 1972-1973  
 GOVERNED THROUGH BOARD OF SUPERVISORS  
 EXPENDITURE DETAIL  
 SCHEDULE 13C

DISTRICT-EXPENDITURE CLASSIFICATION	. . . EXPENDITURES . . .		. . . . APPROPRIATIONS . . . .		FUND - (GENERAL OR OPERATING UNLESS OTHERWISE INDICATED)
	ACTUAL 1970-71	ACTUAL 1971-72	RECOMMENDED 1972-73	ADOPTED BY THE BOARD OF SUPERVISORS 1972-73	
<b>COMMUNITY SERVICE DISTRICTS</b>					
CARDIFF MARINA COMMUNITY SERVICES DISTRICT					
SERVICES AND SUPPLIES					
340 SPECIAL DEPARTMENTAL EXPENSE	\$ 59	\$ 50	\$ 4,200	\$ 4,200	
TOTAL COMMUNITY SERVICE DISTRICTS	\$ 59	\$ 50	\$ 4,200	\$ 4,200	
<b>COUNTY SERVICE AREAS</b>					
COUNTY SERVICE AREA NO. 1 WHISPERING PALMS					
SERVICES AND SUPPLIES					
290 MAINTENANCE - STRUCT, IMPROVE & GROUNDS	\$ 972	\$ 8,874	\$ 22,267	\$ 22,267	
315 PROFESSIONAL & SPECIALIZED SERVICES		15			
340 SPECIAL DEPARTMENTAL EXPENSE	6,190	5,273	500	500	
350 UTILITIES	4,535	4,974	1,610	1,610	
RESERVES					
705 CONTINGENCY			2,111	2,111	
TOTAL	\$ 11,697	\$ 19,136	\$ 26,488	\$ 26,488	
COUNTY SERVICE AREA NO. 2 LA COSTA					
SERVICES AND SUPPLIES					
215 COMMUNICATIONS	\$ 1,137	\$ 1,180	\$	\$	
280 MNT EQUIP AUTO		4			
290 MAINTENANCE - STRUCT, IMPROVE & GROUNDS	2,233	1,003	25,050	25,050	
315 PROFESSIONAL & SPECIALIZED SERVICES	76,146	85,518	78,500	78,500	
325 RENTS & LEASES	11,470	11,361	12,500	12,500	
330 RENTS & LEASES, EQUIPMENT	1,316	439			
340 SPECIAL DEPARTMENTAL EXPENSE	1,726	2,204			
350 UTILITIES	3,858	5,579	3,010	3,010	
FIXED ASSETS					
510 EQUIPMENT	2,515	7,948			
NO. QUAN. DESCRIPTION					
2 LOT COMM EQUIPMENT			22,000	22,000	
RESERVES					
705 CONTINGENCY			7,500	7,500	
TOTAL	\$ 100,401	\$ 115,236	\$ 148,560	\$ 148,560	

COUNTY OF SAN DIEGO FINAL BUDGET  
1972-1973  
GOVERNED THROUGH BOARD OF SUPERVISORS  
EXPENDITURE DETAIL  
SCHEDULE 13C

DISTRICT-EXPENDITURE CLASSIFICATION	ACTUAL 1970-71	ACTUAL 1971-72	RECOMMENDED 1972-73	ADOPTED BY THE BOARD OF SUPERVISORS 1972-73	FUND - (GENERAL OR OPERATING UNLESS OTHERWISE INDICATED)
. . . EXPENDITURES . . . . . APPROPRIATIONS . . . . .					
COUNTY SERVICE AREA NO. 4 MAJESTIC PINES					
ZONES A, B, C & D					
SERVICES AND SUPPLIES					
290 MAINTENANCE - STRUCT, IMPROVE & GROUNDS	\$	\$ 22,319	\$ 29,700	\$ 29,700	
305 MISCELLANEOUS EXPENSE	2,619	(150)			
315 PROFESSIONAL & SPECIALIZED SERVICES		240			
340 SPECIAL DEPARTMENTAL EXPENSE	53,605	16,478			
OTHER CHARGES					
460 INTEREST ON NOTES	6,633	2,924	2,475	2,475	
605 REIMBURSED PROJECTS		(2,500)			
RESERVES					
705 CONTINGENCY			2,500	2,500	
TOTAL	\$ 62,857	\$ 39,311	\$ 34,675	\$ 34,675	
COUNTY SERVICE AREA NO. 5 HIGH VALLEY					
SERVICES AND SUPPLIES					
290 MAINTENANCE - STRUCT, IMPROVE & GROUNDS	\$	\$ 1,592	\$ 3,770	\$ 3,770	
315 PROFESSIONAL & SPECIALIZED SERVICES		1			
340 SPECIAL DEPARTMENTAL EXPENSE	331	1,191			
RESERVES					
705 CONTINGENCY			356	356	
TOTAL	\$ 331	\$ 2,784	\$ 4,126	\$ 4,126	
COUNTY SERVICE AREA NO. 6 PAUMA VALLEY					
SERVICES AND SUPPLIES					
290 MAINTENANCE - STRUCT, IMPROVE & GROUNDS	\$	\$ 4,025	\$ 8,161	\$ 8,161	
315 PROFESSIONAL & SPECIALIZED SERVICES		3			
340 SPECIAL DEPARTMENTAL EXPENSE	5	536	490	490	
RESERVES					
705 CONTINGENCY			816	816	
TOTAL	\$ 5	\$ 4,564	\$ 9,467	\$ 9,467	
COUNTY SERVICE AREA NO. 7 RAINBOW VALLEY					
SALARIES & EMPLOYEE BENEFITS					
175 EMPLOYEE COMPENSATION INSURANCE	\$ 390	\$ 364	\$ 615	\$ 615	
SERVICES AND SUPPLIES					
215 COMMUNICATIONS	244	400	200	200	
280 MAINTENANCE - AUTO	427	422	600	600	
285 MAINTENANCE - EQUIPMENT			200	200	
290 MAINTENANCE - STRUCTURE	610	897	526	526	
315 PROFESSIONAL SERVICES		47	600	600	
330 RENTS & LEASES, EQUIPMENT	301				
340 SPECIAL DEPARTMENTAL EXPENSE	393	583	1,288	1,288	
350 UTILITIES	96	160	456	456	

COUNTY OF SAN DIEGO FINAL BUDGET  
1972-1973  
GOVERNED THROUGH BOARD OF SUPERVISORS  
EXPENDITURE DETAIL  
SCHEDULE 13C

DISTRICT-EXPENDITURE CLASSIFICATION	EXPENDITURES . . .		APPROPRIATIONS . . . .		FUND - (GENERAL OR OPERATING UNLESS OTHERWISE INDICATED)
	ACTUAL 1970-71	ACTUAL 1971-72	RECOMMENDED 1972-73	ADOPTED BY THE BOARD OF SUPERVISORS 1972-73	
COUNTY SERVICE AREAS					
COUNTY SERVICE AREA NO. 7 RAINBOW VALLEY CONTD					
OTHER CHARGES					
460 INTEREST ON NOTES	\$ 153	\$	\$	\$	
FIXED ASSETS					
510 EQUIPMENT	1,050	3,568			
NO. QUAN. DESCRIPTION					
1 LOT FIRE FIGHTING EQUIPMENT			2,000	2,000	
RESERVES					
705 CONTINGENCY			150	150	
TOTAL	\$ 3,664	\$ 6,441	\$ 6,635	\$ 6,635	
COUNTY SERVICE AREA NO. 8 MAGEE ROAD - PALA					
SERVICES AND SUPPLIES					
290 MAINTENANCE - STRUCT, IMPROVE & GROUNDS	\$ 222	\$ 3,064	\$ 2,857	\$ 2,857	
340 SPECIAL DEPARTMENTAL EXPENSE		330			
OTHER CHARGES					
460 INTEREST ON NOTES	191		116	116	
RESERVES					
705 CONTINGENCY			260	260	
TOTAL	\$ 413	\$ 3,394	\$ 3,233	\$ 3,233	
COUNTY SERVICE AREA NO. 9 SANTA FE					
ZONE A SANTA FE					
SERVICES AND SUPPLIES					
290 MAINTENANCE - STRUCT, IMPROVE & GROUNDS	\$	\$ 807	\$ 1,102	\$ 1,102	
315 PROFESSIONAL & SPECIALIZED SERVICES		4			
340 SPECIAL DEPARTMENTAL EXPENSE	545	1,234			
350 UTILITIES	834	1,114			
RESERVES					
705 CONTINGENCY			104	104	
ZONE B SANTA FE					
SERVICES AND SUPPLIES					
290 MAINTENANCE - STRUCT, IMPROVE & GROUNDS		685	2,556	2,556	
340 SPECIAL DEPARTMENTAL EXPENSE	2	74			
350 UTILITIES	77	85	153	153	
OTHER CHARGES					
460 INTEREST ON NOTES	28	8			
RESERVES					
705 CONTINGENCY			256	256	



COUNTY OF SAN DIEGO FINAL BUDGET  
1972-1973  
GOVERNED THROUGH BOARD OF SUPERVISORS  
EXPENDITURE DETAIL  
SCHEDULE 13C

DISTRICT-EXPENDITURE CLASSIFICATION	ACTUAL 1970-71	ACTUAL 1971-72	RECOMMENDED 1972-73	ADOPTED BY THE BOARD OF SUPERVISORS 1972-73	FUND - (GENERAL OR OPERATING UNLESS OTHERWISE INDICATED)
. . . EXPENDITURES . . . . . . . . . . APPROPRIATIONS . . . . .					
COUNTY SERVICE AREAS					
ZONE C SANTA FE					
SERVICES AND SUPPLIES					
290 MAINTENANCE - STRUCT, IMPROVE & GROUNDS	\$	\$ 732	\$ 5,880	\$ 5,880	
315 PROFESSIONAL & SPECIALIZED SERVICES		8			
340 SPECIAL DEPARTMENTAL EXPENSE		15			
350 UTILITIES	2,938	3,682			
OTHER CHARGES					
460 INTEREST ON NOTES	441	460	231	231	
RESERVES					
705 CONTINGENCY			555	555	
TOTAL	\$ 4,880	\$ 8,893	\$ 10,837	\$ 10,837	
COUNTY SERVICE AREA NO. 10 DAVIS DRIVE					
SERVICES AND SUPPLIES					
290 MAINTENANCE - STRUCT, IMPROVE & GROUNDS	\$	\$ 355	\$ 785	\$ 785	
OTHER CHARGES					
460 INTEREST ON NOTES		263	131		
RESERVES					
705 CONTINGENCY			74	74	
TOTAL	\$ 263	\$ 486	\$ 859	\$ 859	
COUNTY SERVICE AREA NO. 11 BERNARDO ROAD					
ZONE A BERNARDO ROAD					
SERVICES AND SUPPLIES					
290 MAINTENANCE - STRUCT, IMPROVE & GROUNDS	\$	\$ 205	\$ 700	\$ 700	
315 PROFESSIONAL & SPECIALIZED SERVICES		16			
OTHER CHARGES					
460 INTEREST ON NOTES	1,127	307			
RESERVES					
705 CONTINGENCY			66	66	
ZONE B CIRCLE DRIVE					
SERVICES AND SUPPLIES					
290 MAINTENANCE - STRUCTURE, IMPROVE & GROUNDS		645	700	700	
315 PROFESSIONAL & SPECIALIZED SERVICES		1			
340 SPECIAL DEPARTMENTAL EXPENSE	12				
OTHER CHARGES					
460 INTEREST ON NOTES	957	261			
RESERVES					
705 CONTINGENCY			66	66	

COUNTY OF SAN DIEGO FINAL BUDGET  
 1972-1973  
 GOVERNED THROUGH BOARD OF SUPERVISORS  
 EXPENDITURE DETAIL  
 SCHEDULE 13C

DISTRICT-EXPENDITURE CLASSIFICATION	EXPENDITURES		APPROPRIATIONS		FUND - (GENERAL OR OPERATING UNLESS OTHERWISE INDICATED)
	ACTUAL 1970-71	ACTUAL 1971-72	RECOMMENDED 1972-73	ADOPTED BY THE BOARD OF SUPERVISORS 1972-73	
COUNTY SERVICE AREAS BERNARDO ROAD CONTD					
ZONE C MORNINGSIDE TERRACE - FELICITA LANE					
SERVICES AND SUPPLIES					
290 MAINTENANCE - STRUCT, IMPROVE & GROUNDS	\$	\$ 84	\$ 1,228	\$ 1,228	
340 SPECIAL DEPARTMENTAL EXPENSE		15			
OTHER CHARGES					
460 INTEREST ON NOTES		878	320	320	
RESERVES					
705 CONTINGENCY			116	116	
ZONE D CIMMARON TERRACE					
SERVICES AND SUPPLIES					
290 MAINTENANCE - STRUCT, IMPROVE & GROUNDS		321	507	507	
315 PROFESSIONAL & SPECIALIZED SERVICES		4			
340 SPECIAL DEPARTMENTAL EXPENSE	3,855	15			
OTHER CHARGES					
460 INTEREST ON NOTES		277	160	160	
RESERVES					
705 CONTINGENCY			48	48	
TOTAL	\$ 5,951	\$ 3,029	\$ 3,911	\$ 3,911	
COUNTY SERVICE AREA NO. 12 LOMAIR					
SERVICES AND SUPPLIES					
290 MAINTENANCE - STRUCT, IMPROVE & GROUNDS	\$	\$	\$ 1,182	\$ 1,182	
OTHER CHARGES					
460 INTEREST ON NOTES	116	86			
RESERVE					
705 CONTINGENCY			112	112	
TOTAL	\$ 116	\$ 86	\$ 1,294	\$ 1,294	
COUNTY SERVICE AREA NO. 13 PALA MESA					
ZONE A PALA MESA					
SERVICES AND SUPPLIES					
290 MAINTENANCE - STRUCT, IMPROVE & GROUNDS	\$	\$ 5,661	\$ 15,895	\$ 15,895	
315 PROFESSIONAL & SPECIALIZED SERVICES		5			
340 SPECIAL DEPARTMENTAL EXPENSE	33	7,126			
OTHER CHARGES					
460 INTEREST ON NOTES	524	314			
RESERVES					
705 CONTINGENCY			1,500	1,500	

COUNTY OF SAN DIEGO FINAL BUDGET  
1972-1973  
GOVERNED THROUGH BOARD OF SUPERVISORS  
EXPENDITURE DETAIL  
SCHEDULE 13C

DISTRICT-EXPENDITURE CLASSIFICATION	ACTUAL 1970-71	ACTUAL 1971-72	RECOMMENDED 1972-73	ADOPTED BY THE BOARD OF SUPERVISORS 1972-73	FUND - (GENERAL OR OPERATING UNLESS OTHERWISE INDICATED)
. . . EXPENDITURES . . . . .					
. . . . . APPROPRIATIONS . . . . .					
COUNTY SERVICE AREAS					
COUNTY SERVICE AREA NO. 13 PALA MESA    CONTD					
ZONE B STEWART CANYON					
SERVICES AND SUPPLIES					
290 MAINTENANCE - STRUCT, IMPROVE & GROUNDS	\$	\$       474	\$       6,007	\$       6,007	
315 PROFESSIONAL & SPECIALIZED SERVICES		4			
RESERVES					
705 CONTINGENCY			567	567	
TOTAL	\$       557	\$   13,584	\$   23,969	\$   23,969	
COUNTY SERVICE AREA NO. 14 RANCHO DIEGO					
SERVICES AND SUPPLIES					
290 MAINTENANCE - STRUCT, IMPROVE & GROUNDS	\$	\$   1,410	\$   1,793	\$   1,793	
315 PROFESSIONAL & SPECIALIZED SERVICES		10			
340 SPECIAL DEPARTMENTAL EXPENSE		9,770			
OTHER CHARGES					
460 INTEREST ON NOTES		739	450	450	
RESERVES					
705 CONTINGENCY			65	65	
TOTAL	\$	\$ 11,929	\$   2,308	\$   2,308	
COUNTY SERVICE AREA NO. 15 VIA PUERTA DEL SOL					
SERVICES AND SUPPLIES					
340 SPECIAL DEPARTMENTAL EXPENSE	\$	\$ 11,518	\$	\$	
OTHER CHARGES					
460 INTEREST ON NOTES	693	634	317	317	
TOTAL	\$       693	\$ 12,152	\$       317	\$       317	
COUNTY SERVICE AREA NO. 16 WYNOLA					
SERVICES AND SUPPLIES					
290 MAINTENANCE - STRUCT, IMPROVE & GROUNDS	\$	\$       227	\$   2,751	\$   2,751	
315 PROFESSIONAL & SPECIALIZED SERVICES		2			
340 SPECIAL DEPARTMENTAL EXPENSE	1,364	284			
350 UTILITIES		58			
RESERVES					
705 CONTINGENCY			259	259	
TOTAL	\$   1,364	\$       571	\$   3,010	\$   3,010	
COUNTY SERVICE AREA NO. 17 SAN DIEGUITO					
SALARIES & EMPLOYEE BENEFITS					
101 SALARIES & WAGES	\$	\$ 48,616	\$ 64,310	\$ 64,310	
160 RETIREMENT, CERS	4,019	4,351	5,625	5,625	
165 RETIREMENT, OASDI	2,422	2,521	3,465	3,456	
170 GROUP INSURANCE	524	886			
175 COMPENSATION INSURANCE	1,600	1,600	1,600	1,600	

COUNTY OF SAN DIEGO FINAL BUDGET  
1972-1973  
GOVERNED THROUGH BOARD OF SUPERVISORS  
EXPENDITURE DETAIL  
SCHEDULE 13C

DISTRICT-EXPENDITURE CLASSIFICATION	EXPENDITURES		APPROPRIATIONS		FUND - (GENERAL OR OPERATING UNLESS OTHERWISE INDICATED)
	ACTUAL 1970-71	ACTUAL 1971-72	RECOMMENDED 1972-73	ADOPTED BY THE BOARD OF SUPERVISORS 1972-73	
<b>COUNTY SERVICE AREAS</b>					
<b>COUNTY SERVICE AREA NO. 17 SAN DIEGUITO CONTD</b>					
SERVICES AND SUPPLIES					
210 CLOTHING & PERSONAL SUPPLIES	\$ 202	\$	\$ 60	\$ 60	
215 COMMUNICATIONS	423	526	580	580	
230 HOUSEHOLD EXPENSE	273	747	720	720	
280 MAINTENANCE - EQUIPMENT AUTO	164	116			
290 MAINTENANCE - STRUCT, IMPROVE & GROUNDS	3,757	6,076	4,400	4,400	
295 MEDICAL SUPPLIES			900	900	
305 MISCELLANEOUS EXPENSE	62				
310 OFFICE EXPENSE	125	246	165	165	
315 PROFESSIONAL SERVICES		392	2,000	2,000	
330 RENTS & LEASES - EQUIPMENT	233	622			
340 SPECIAL DEPARTMENTAL EXPENSE	137	389	75	75	
OTHER CHARGES					
460 INTEREST ON ON NOTES	7,795	3,671	2,035	2,035	
510 EQUIPMENT					
NO. QUANT. DESCRIPTION					
2 LOT COMM EQUIPMENT			2,500	2,500	
RESERVES					
705 CONTINGENCY			500	500	
<b>TOTAL</b>	<b>\$ 70,352</b>	<b>\$ 72,702</b>	<b>\$ 88,935</b>	<b>\$ 88,935</b>	
<b>COUNTY SERVICE AREA NO. 18 HARRISON PARK</b>					
SERVICES AND SUPPLIES					
290 MAINTENANCE - STRUCT, IMPROVE & GROUNDS	\$	\$ 3,446	\$ 4,794	\$ 4,794	
315 PROFESSIONAL & SPECIALIZED SERVICES		3			
340 SPECIAL DEPARTMENTAL EXPENSE	13	446			
OTHER CHARGES					
460 INTEREST ON NOTES	450	360	631	631	
RESERVE					
705 CONTINGENCY			450	450	
<b>ZONE A</b>					
SERVICES AND SUPPLIES					
290 MAINTENANCE - STRUCT, IMPROVE & GROUNDS		165			
315 PROFESSIONAL & SPECIALIZED SERVICES		7,100			
OTHER CHARGES					
460 INTEREST ON NOTES		327	434	434	
<b>TOTAL</b>	<b>\$ 463</b>	<b>\$ 11,847</b>	<b>\$ 6,309</b>	<b>\$ 6,309</b>	
<b>COUNTY SERVICE AREA NO. 20 DAILY ROAD</b>					
SERVICES AND SUPPLIES					
290 MAINTENANCE - STRUCT, IMPROVE & GROUNDS	\$	\$ 4,072	\$ 4,033	\$ 4,033	
315 PROFESSIONAL & SPECIALIZED SERVICES		6			
340 SPECIAL DEPARTMENTAL EXPENSE	2,549	757			

COUNTY OF SAN DIEGO FINAL BUDGET  
 1972-1973  
 GOVERNED THROUGH BOARD OF SUPERVISORS  
 EXPENDITURE DETAIL  
 SCHEDULE 13C

DISTRICT-EXPENDITURE CLASSIFICATION	. . . EXPENDITURES . . .		. . . . APPROPRIATIONS . . . .		FUND - (GENERAL OR OPERATING UNLESS OTHERWISE INDICATED)
	ACTUAL 1970-71	ACTUAL 1971-72	RECOMMENDED 1972-73	ADOPTED BY THE BOARD OF SUPERVISORS 1972-73	
COUNTY SERVICE AREAS					
COUNTY SERVICE AREA NO. 20 DAILY ROAD CONTD					
OTHER CHARGES					
460 INTEREST ON NOTES	\$	\$ 411	\$ 238	\$ 238	
RESERVES					
705 CONTINGENCY			380	380	
TOTAL	\$ 2,549	\$ 5,246	\$ 4,651	\$ 4,651	
COUNTY SERVICE AREA NO. 21 PAUMA HEIGHTS					
SERVICES AND SUPPLIES					
290 MAINTENANCE - STRUCTIM IMPROVE & GROUNDS	\$	\$ 70	\$ 2,940	\$ 2,940	
OTHER CHARGES					
460 INTEREST ON NOTES		132	223	223	
RESERVES					
705 CONTINGENCY			253	253	
TOTAL	\$	\$ 202	\$ 3,416	\$ 3,416	
COUNTY SERVICE AREA NO. 22 WEST DAUGHERTY STREET					
SERVICES AND SUPPLIES					
290 MAINTENANCE - STRUCT, IMPROVE & GROUNDS	\$	\$	\$ 392	\$ 392	
315 PROFESSIONAL & SPECIALIZED SERVICES		2			
340 SPECIAL DEPARTMENTAL EXPENSE	1,759				
OTHER CHARGES					
460 INTEREST ON BONDS		127	74	74	
RESERVES					
705 CONTINGENCY			37	37	
TOTAL	\$ 1,759	\$ 129	\$ 503	\$ 503	
COUNTY SERVICE AREA NO. 23 ROCK TERRACE					
SERVICES AND SUPPLIES					
290 MAINTENANCE - STRUCT, IMPROVE & GROUNDS	\$	\$	\$ 285	\$ 285	
315 PROFESSIONAL & SPECIALIZED SERVICES		1			
340 SPECIAL DEPARTMENTAL EXPENSE	264	1,089			
OTHER CHARGES					
460 INTEREST ON NOTES		96	56	56	
RESERVES					
705 CONTINGENCY			27	27	
TOTAL	\$ 264	\$ 1,186	\$ 368	\$ 368	
COUNTY SERVICE AREA NO. 24 MT WHITNEY ROAD					
SERVICES AND SUPPLIES					
290 MAINTENANCE - STRUCT, IMPROVE & GROUNDS		40	507	507	
315 PROFESSIONAL & SPECIALIZED SERVICES		4			
340 SPECIAL DEPARTMENTAL EXPENSE	820	2,777			
OTHER CHARGES					
460 INTEREST ON NOTES		269	152	152	

COUNTY OF SAN DIEGO FINAL BUDGET  
1972-1973  
GOVERNED THROUGH BOARD OF SUPERVISORS  
EXPENDITURE DETAIL  
SCHEDULE 13C

DISTRICT-EXPENDITURE CLASSIFICATION	. . . EXPENDITURES . . .		. . . . APPROPRIATIONS . . . .		FUND - (GENERAL OR OPERATING UNLESS OTHERWISE INDICATED)
	ACTUAL 1970-71	ACTUAL 1971-72	RECOMMENDED 1972-73	ADOPTED BY THE BOARD OF SUPERVISORS 1972-73	
COUNTY SERVICE AREAS					
COUNTY SERVICE AREA NO. 24 MT. WHITNEY ROAD					
RESERVES					
705 CONTINGENCY	\$	\$	\$	\$	
TOTAL	\$ 820	\$ 3,090	\$ 706	\$ 706	
COUNTY SERVICE AREA NO. 25 JACUMBA					
SERVICES AND SUPPLIES					
340 SPECIAL DEPARTMENTAL EXPENSE	\$	\$	\$	\$	
RESERVES					
705 CONTINGENCY			35	35	
TOTAL	\$	\$	\$ 385	\$ 385	
COUNTY SERVICE AREA NO. 26 RANCHO SAN DIEGO					
SERVICES AND SUPPLIES					
315 PROFESSIONAL & SPECIALIZED SERVICES	\$ 6,063	\$ 17,089	\$ 107,221	\$ 107,221	
330 RENT LEASE - EQUIPMENT		210			
340 SPECIAL DEPARTMENTAL EXPENSE		2,141			
FIXED ASSETS					
510 EQUIPMENT			1,920	1,920	
RESERVES					
705 CONTINGENCY			10,914	10,914	
TOTAL	\$ 6,063	\$ 19,440	\$ 120,055	\$ 120,055	
COUNTY SERVICE AREA NO. 27 GLASGOW AVENUE					
SERVICES AND SUPPLIES					
315 PROFESSIONAL & SPECIALIZED SERVICES	\$	\$ 3	\$	\$	
340 SPECIAL DEPARTMENTAL EXPENSE		2,503			
OTHER CHARGES					
460 INTEREST ON NOTES			372	372	
TOTAL	\$	\$ 2,506	\$ 372	\$ 372	
COUNTY SERVICE AREA NO. 28 DATE STREET					
SERVICES AND SUPPLIES					
315 PROFESSIONAL & SPECIALIZED SERVICES	\$	\$ 3	\$	\$	
340 SPECIAL DEPARTMENTAL EXPENSE		1,855			
OTHER CHARGES					
460 INTEREST ON NOTES			338	338	
TOTAL	\$	\$ 1,858	\$ 338	\$ 338	
COUNTY SERVICE AREA NO. 29 CORTEZ WAY					
SERVICES AND SUPPLIES					
315 PROFESSIONAL & SPECIALIZED SERVICES	\$	\$ 107	\$	\$	
340 SPECIAL DEPARTMENTAL EXPENSE		1,249			
OTHER CHARGES					
460 INTEREST ON NOTES			184	184	
TOTAL	\$	\$ 1,356	\$ 184	\$ 184	

COUNTY OF SAN DIEGO FINAL BUDGET  
1972-1973  
GOVERNED THROUGH BOARD OF SUPERVISORS  
EXPENDITURES DETAIL  
SCHEDULE 13C

DISTRICT-EXPENDITURE CLASSIFICATION	. . . . EXPENDITURES . . . .	. . . . APPROPRIATIONS . . . .	FUND - (GENERAL OR OPERATING UNLESS OTHERWISE INDICATED	
	ACTUAL 1970-71	ACTUAL 1971-72	RECOMMENDED 1972-73	ADOPTED BY THE BOARD OF SUPERVISORS 1972-73
COUNTY SERVICE AREAS				
COUNTY SERVICE AREA NO. 30 ROYAL OAKS DRIVE & CARROLL LANE				
SERVICES AND SUPPLIES				
290 MAINTENANCE - STRUCT, IMPROVE & GROUNDS	\$	\$ 3,193	\$ 1,538	\$ 1,538
340 SPECIAL DEPARTMENTAL EXPENSE		2,609		
OTHER CHARGES				
460 INTEREST ON NOTES			685	685
RESERVES				
705 CONTINGENCY			145	145
TOTAL	\$	\$ 5,802	\$ 2,368	\$ 2,368
COUNTY SERVICE AREA NO. 31 ELTINGE DRIVE				
SERVICES AND SUPPLIES				
290 MAINTENANCE - STRUCT, IMPROVE & GROUNDS	\$	\$ 1,058	\$	\$
340 SPECIAL DEPARTMENTAL EXPENSE		2,622		
OTHER CHARGES				
460 INTEREST ON NOTES			452	452
TOTAL	\$	\$ 3,680	\$ 452	\$ 452
COUNTY SERVICE AREA NO. 32 CARLTON HILLS				
SERVICES AND SUPPLIES				
290 MAINTENANCE - STRUCT, IMPROVE & GROUNDS	\$	\$	\$ 4,128	\$ 4,128
RESERVES				
705 CONTINGENCY			389	389
TOTAL	\$	\$	\$ 4,517	\$ 4,517
COUNTY SERVICE AREA NO. 33 SOLANA BEACH				
SERVICES AND SUPPLIES				
290 MAINTENANCE - STRUCT, IMPROVE & GROUNDS	\$	\$ 1,686	\$ 4,884	\$ 4,884
OTHER CHARGES				
460 INTEREST ON NOTES			668	668
RESERVES				
705 CONTINGENCY			462	462
TOTAL	\$	\$ 1,686	\$ 6,014	\$ 6,014
COUNTY SERVICE AREA NO. 34 EIGHTH STREET				
SERVICES AND SUPPLIES				
290 MAINTENANCE	\$	\$ 1,781	\$ 330	\$ 330
460 INTEREST ON NOTES			221	221
RESERVES				
705 CONTINGENCY			30	30
TOTAL	\$	\$ 1,781	\$ 581	\$ 581
TOTAL COUNTY SERVICE AREAS	\$ 275,462	\$ 374,107	\$ 519,843	\$ 519,843

COUNTY OF SAN DIEGO FINAL BUDGET  
 1972-1973  
 GOVERNED THROUGH BOARD OF SUPERVISORS  
 EXPENDITURE DETAIL  
 SCHEDULE 13C

DISTRICT-EXPENDITURE CLASSIFICATION	EXPENDITURES		APPROPRIATIONS		FUND - (GENERAL OR OPERATING UNLESS OTHERWISE INDICATED)
	ACTUAL 1970-71	ACTUAL 1971-72	RECOMMENDED 1972-73	ADOPTED BY THE BOARD OF SUPERVISORS 1972-73	
COUNTY FLOOD CONTROL DISTRICT					
ZONE 1					
SERVICES AND SUPPLIES					
290 MAINTENANCE - STRUCT, IMPROVE & GROUNDS	\$ 12,707	\$ 28,171	\$ 39,100	\$ 39,100	
315 PROFESSIONAL & SPECIALIZED SERVICES	28,646	38,767	45,400	45,400	
340 SPECIAL DEPARTMENTAL EXPENSE	1,790	1,166			
OTHER CHARGES					
465 RIGHTS OF WAY			67,500	67,500	
FIXED ASSETS					
530 STRUCTURES AND IMPROVEMENTS					
S01 FLOOD CONTROL & STORM DRAINAGE FACILITY			173,400	173,400	
RESERVES					
705 CONTINGENCY			8,450	8,450	
TOTAL	\$ 43,143	\$ 68,104	\$ 333,850	\$ 333,850	
ZONE 2					
SERVICES AND SUPPLIES					
290 MAINTENANCE - STRUCT, IMPROVE & GROUNDS	\$ 15,456	\$ 19,565	\$ 23,700	\$ 23,700	
315 PROFESSIONAL & SPECIALIZED SERVICES	57,820	59,366	36,000	36,000	
340 SPECIAL DEPARTMENTAL EXPENSE	3,950	554			
OTHER CHARGES					
465 RIGHTS OF WAY	164	664	15,200	15,200	
FIXED ASSETS					
530 STRUCTURES AND IMPROVEMENTS					
S01 FLOOD CONTROL & STORM DRAINAGE FACILITY	11,775	99,000	370,400	370,400	
RESERVES					
705 CONTINGENCY			5,970	5,970	
TOTAL	\$ 89,165	\$ 179,149	\$ 451,270	\$ 451,270	
ZONE 3					
SERVICES AND SUPPLIES					
290 MAINTENANCE - STRUCT, IMPROVE & GROUNDS	\$ 18,280	\$ 32,064	\$ 45,000	\$ 45,000	
315 PROFESSIONAL & SPECIALIZED SERVICES	33,346	36,282	36,900	36,900	
340 SPECIAL DEPARTMENTAL EXPENSE	25,087	39,494			
OTHER CHARGES					
465 RIGHTS OF WAY			18,400	18,400	
FIXED ASSETS					
530 STRUCTURES AND IMPROVEMENTS					
S01 FLOOD CONTROL & STORM DRAINAGE FACILITY			148,300	148,300	
RESERVES					
705 CONTINGENCY			8,190	8,190	
TOTAL	\$ 76,713	\$ 107,840	\$ 256,790	\$ 256,790	



COUNTY OF SAN DIEGO FINAL BUDGET  
1972-1973  
GOVERNED THROUGH BOARD OF SUPERVISORS  
EXPENDITURE DETAIL  
SCHEDULE 13C

DISTRICT-EXPENDITURE CLASSIFICATION	. . . EXPENDITURES . . .		. . . . APPROPRIATIONS . . .		FUND - (GENERAL OR OPERATING UNLESS OTHERWISE INDICATED)
	ACTUAL 1970-71	ACTUAL 1971-72	RECOMMENDED 1972-73	ADOPTED BY THE BOARD OF SUPERVISORS 1972-73	
COUNTY FLOOD CONTROL DISTRICT					
ZONE 4					
SERVICES AND SUPPLIES					
290 MAINTENANCE - STRUCT, IMPROVE & GROUNDS	\$ 5,602	\$ 9,233	\$ 18,200	\$ 18,200	
315 PROFESSIONAL & SPECIALIZED SERVICES	8,694	14,730	13,200	13,200	
340 SPECIAL DEPARTMENTAL EXPENSE	480	514			
OTHER CHARGES					
465 RIGHTS OF WAY			12,600	12,600	
FIXED ASSETS					
530 STRUCTURES AND IMPROVEMENTS					
S01 FLOOD CONTROL & STORM DRAINAGE FACILITY		16,502	43,600	43,600	
RESERVES					
705 CONTINGENCY			3,140	3,140	
TOTAL	\$ 14,776	\$ 40,979	\$ 90,740	\$ 90,740	
ZONE 5					
SERVICES AND SUPPLIES					
290 MAINTENANCE - STRUCT, IMPROVE & GROUNDS	\$ 319	\$ 35,540	\$ 10,200	\$ 10,200	
315 PROFESSIONAL & SPECIALIZED SERVICES	13,154	35,540	10,200	10,200	
340 SPECIAL DEPARTMENTAL EXPENSE	380	245			
OTHER CHARGES					
465 RIGHTS OF WAY			2,800	2,800	
FIXED ASSETS					
530 STRUCTURES AND IMPROVEMENTS					
S01 FLOOD CONTROL AND STORM DRAINAGE FACILITY			19,100	19,100	
RESERVES					
705 CONTINGENCY			1,020	1,020	
TOTAL	\$ 13,853	\$ 35,785	\$ 33,120	\$ 33,120	
TOTAL COUNTY FLOOD CONTROL DISTRICT	\$ 237,650	\$ 431,857	\$ 1,165,770	\$ 1,165,770	

COUNTY OF SAN DIEGO FINAL BUDGET  
 1972-1973  
 GOVERNED THROUGH BOARD OF SUPERVISORS  
 EXPENDITURE DETAIL  
 SCHEDULE 13C

DISTRICT-EXPENDITURE CLASSIFICATION	. . . EXPENDITURES . . .		. . . . APPROPRIATIONS . . . .		FUND - (GENERAL OR OPERATING UNLESS OTHERWISE INDICATED)
	ACTUAL 1970-71	ACTUAL 1971-72	RECOMMENDED 1972-73	ADOPTED BY THE BOARD OF SUPERVISORS 1972-73	
AIR POLLUTION CONTROL DISTRICT SERVICES AND SUPPLIES					
215 COMMUNICATIONS	\$ 1,883	\$ 10	\$ 5,500	\$ 5,500	
315 PROFESSIONAL & SPECIALIZED SERVICES		1,385			
347 TRANSPORTATION - EMPLOYEE AUTO		.40			
TOTAL	\$ 1,883	\$ 1,435	\$ 5,500	\$ 5,500	
TOTAL SPECIAL DISTRICTS GOVERNED THROUGH BOARD OF SUPERVISORS	\$ 2,896,865	\$ 3,880,685	\$ 10,148,360	\$ 10,148,360	

COUNTY OF SAN DIEGO FINAL BUDGET  
1972-1973  
SPECIAL DISTRICTS  
GOVERNED THROUGH BOARD OF SUPERVISORS  
DETAIL OF PROVISIONS FOR RESERVES  
(WITH SUPPLEMENTAL DATA AFFECTING RESERVE TOTALS)  
SCHEDULE 14

DESCRIPTION - PURPOSE	RESERVE BALANCE AS OF 6-30-72	DECREASES BY CANCELLATION MADE AVAILABLE FOR FINANCING . .		INCREASES OR NEW RESERVES TO BE PROVIDED IN BUDGET YEAR. .		TOTAL RESERVE FOR BUDGET YEAR		FUND
		RECOMMENDED	APPROVED/ADOPTED BOARD OF SUPERVISORS	RECOMMENDED	ADOPTED BOARD OF SUPERVISORS			
<u>LIGHTING DISTRICTS</u>								
GENERAL RESERVE	\$ 203	\$	\$	\$	\$	\$	203	BLACKTON
GENERAL RESERVE	5,304						5,304	CARDIFF
GENERAL RESERVE	245						245	EDEN GARDENS
GENERAL RESERVE	38			310	310		310	EL CAJON
GENERAL RESERVE	2,595						38	ENCINITAS
GENERAL RESERVE	1,259						2,595	FALLBROOK
GENERAL RESERVE	151						1,259	HARBORSIDE
GENERAL RESERVE	3,528						151	JULIAN
GENERAL RESERVE	8,040						3,528	LAKESIDE
GENERAL RESERVE	766			750	750		8,790	LEMON GROVE
GENERAL RESERVE	1,348			70	70		836	POWAY
GENERAL RESERVE	815						1,348	RAMONA
GENERAL RESERVE				70	70		885	REXFORD
GENERAL RESERVE				210	210		210	SAN MARCOS
GENERAL RESERVE	3,264						3,264	SOLANA BEACH
GENERAL RESERVE	6,289						6,289	SPRING VALLEY
GENERAL RESERVE	5,420						5,420	SYCAMORE HILLS
GENERAL RESERVE	569						569	VISTA LA MESA
RESERVE FOR AMOUNTS								
REQ. FOR LOANS PAYABLE				1,710	1,710		1,710	EL CAJON
RESERVE FOR AMOUNTS								LEMON GROVE-APPLE
REQ. FOR LOANS PAYABLE				80	80		80	TEMPORARY ZONE
RESERVE FOR AMOUNTS								LEMON GROVE -
REQ. FOR LOANS PAYABLE				485	485		485	BULLIED
RESERVE FOR AMOUNTS								TEMPORARY ZONE
REQ. FOR LOANS PAYABLE								LEMON GROVE -
RESERVE FOR AMOUNTS								DOUGLAS
REQ. FOR LOANS PAYABLE				80	80		80	TEMPORARY ZONE
RESERVE FOR AMOUNTS								LEMON GROVE -
REQ. FOR LOANS PAYABLE				1,420	1,420		1,420	GODFREY
RESERVE FOR AMOUNTS								TEMPORARY ZONE
REQ. FOR LOANS PAYABLE								LEMON GROVE-RIGGS
RESERVE FOR AMOUNTS				325	325		325	TEMPORARY ZONE
REQ. FOR LOANS PAYABLE								LEMON GROVE -
RESERVE FOR AMOUNTS								SCHEIDER
REQ. FOR LOANS PAYABLE				1,950	1,950		1,950	TEMPORARY ZONE
RESERVE FOR AMOUNTS								POWAY-GIBSON
REQ. FOR LOANS PAYABLE				450	450		450	TEMPORARY ZONE
RESERVE FOR AMOUNTS								POWAY-STEVENS
REQ. FOR LOANS PAYABLE				505	505		505	TEMPORARY ZONE

COUNTY OF SAN DIEGO FINAL BUDGET  
 1972-1973  
 SPECIAL DISTRICTS  
 GOVERNED THROUGH BOARD OF SUPERVISORS  
 DETAIL OF PROVISIONS FOR RESERVES  
 (WITH SUPPLEMENTAL DATA AFFECTING RESERVE TOTALS)  
 SCHEDULE 14

DESCRIPTION - PURPOSE	RESERVE BALANCE AS OF 6-30-72	DECREASES BY CANCELLATION MADE AVAILABLE FOR FINANCING . .		INCREASES OR NEW RESERVES TO BE PROVIDED IN BUDGET YEAR. .		TOTAL RESERVE FOR BUDGET YEAR		FUND		
		RECOMMENDED	APPROVED/ADOPTED BOARD OF SUPERVISORS	RECOMMENDED	ADOPTED BOARD OF SUPERVISORS					
<u>LIGHTING DISTRICTS CONTD</u>										
RESERVE FOR AMOUNTS										
REQ. FOR LOANS PAYABLE	\$	\$	\$	\$	700	\$	700	\$	700	REXFORD-KARLIN TEMPORARY ZONE
RESERVE FOR AMOUNTS										
REQ. FOR LOANS PAYABLE					810		810		810	REXFORD-WEAVER TEMPORARY ZONE
RESERVE FOR AMOUNTS										
REQ. FOR LOANS PAYABLE					1,150		1,150		1,150	SAN MARCOS
RESERVE FOR AMOUNTS										
REQ. FOR LOANS PAYABLE					1,100		1,100		1,100	SPRING VALLEY- GRAM TEMPORARY ZONE
RESERVE FOR AMOUNTS										
REQ. FOR LOANS PAYABLE					1,420		1,420		1,420	SPRING VALLEY- GROGGETT TEMPORARY ZONE
RESERVE FOR AMOUNTS										
REQ. FOR LOANS PAYABLE					695		695		695	SPRING VALLEY- MCCANN TEMPORARY ZONE
TOTAL LIGHTING DISTRICTS	\$ 39,834	\$	\$	\$	14,290	\$	14,290	\$	54,124	
<u>LIGHTING MAINTENANCE DISTRICTS</u>										
GENERAL RESERVE	\$ 1,010	\$	\$	\$		\$		\$	1,010	BROOKSIDE
GENERAL RESERVE	107								107	CARLTON OAKS
GENERAL RESERVE	39								39	DONALD WAY
GENERAL RESERVE	1,770								1,770	ENCINITAS NO. 1
GENERAL RESERVE	240								240	JACUMBA
GENERAL RESERVE	1,369								1,369	LAKE SAN MARCOS
GENERAL RESERVE	877								877	LEMON GROVE
GENERAL RESERVE	189								189	LEUCADIA
GENERAL RESERVE	336								336	PEPPER DRIVE
GENERAL RESERVE	108								108	ROYAL CREST
GENERAL RESERVE	16,075				4,090		4,090		20,165	SAN DIEGO
GENERAL RESERVE	1,397								1,397	SAN DIEGO COUNTY DIST. 1
GENERAL RESERVE	2,833								2,833	SAN DIEGO COUNTY DIST. 2
GENERAL RESERVE	214								2,833	SPRING VALLEY
GENERAL RESERVE	180				270		270		214	SUNSHINE PARK
RESERVE FOR AMOUNTS									450	WINTER GARDENS
REQ. FOR LOANS PAYABLE					1,540		1,540		1,540	WINTER GARDENS- PILLOW TEMPORARY ZONE
TOTAL LIGHTING MAINTENANCE DISTRICTS	\$ 26,744	\$	\$	\$	5,900	\$	5,900	\$	32,644	

COUNTY OF SAN DIEGO FINAL BUDGET  
 1972-1973  
 SPECIAL DISTRICTS  
 GOVERNED THROUGH BOARD OF SUPERVISORS  
 DETAIL OF PROVISIONS FOR RESERVES  
 (WITH SUPPLEMENTAL DATA AFFECTING RESERVE TOTALS)  
 SCHEDULE 14

DESCRIPTION - PURPOSE	RESERVE BALANCE AS OF 6-30-72	DECREASES BY CANCELLATION MADE AVAILABLE FOR FINANCING . .		INCREASES OR NEW RESERVES TO BE PROVIDED IN BUDGET YEAR. .		TOTAL RESERVE FOR BUDGET YEAR	FUND
		RECOMMENDED	APPROVED/ADOPTED BOARD OF SUPERVISORS	RECOMMENDED	ADOPTED BOARD OF SUPERVISORS		
<u>SANITATION DISTRICTS</u>							
GENERAL RESERVE	\$ 5,625	\$ 125	\$ 125	\$	\$	\$ 5,500	ALPINE DEBT SERVICE 1953
GENERAL RESERVE	3,125			10,687	10,687	13,812	ALPINE DEBT DEBT SERVICE 1953 (5M) 1971 (285 M)
GENERAL RESERVE	69,382			1,125	1,125	70,507	BUENA DEBT SERVICE 1964
GENERAL RESERVE	13,625	250	250			13,375	CARDIFF DEBT SERVICE 1956
GENERAL RESERVE	100	100	100				JULIAN DEBT SERVICE 1953
GENERAL RESERVE	14,913	238	238			14,675	LAKESIDE DEBT SERVICE 1958
GENERAL RESERVE	3,000					3,000	PINE VALLEY- MAINTENANCE
GENERAL RESERVE	4,070	4,070	4,070				RAMONA DEBT SERVICE 1949
GENERAL RESERVE				52,655	52,655	52,655	RAMONA - DEBT SERVICE 1971
GENERAL RESERVE	1,208	131	131			1,077	RANCHO SANTA FE DEBT SERVICE 1960
GENERAL RESERVE	40,650	712	712			39,938	SPRING VALLEY DEBT SERVICE 1956
WASTEWATER A.C.O. RESERVE				10,000	10,000	10,000	ALPINE-MAINTENANCE
WASTEWATER A.C.O. RESERVE				5,000	5,000	5,000	BUENA-MAINTENANCE
WASTEWATER A.C.O. RESERVE				25,000	25,000	25,000	CARDIFF-MAINTENANCE
WASTEWATER A.C.O. RESERVE				5,000	5,000	5,000	LAKESIDE-MAINTENANCE
WASTEWATER A.C.O. RESERVE				2,000	2,000	2,000	LEMON GROVE - MAINTENANCE
WASTEWATER A.C.O. RESERVE				2,000	2,000	2,000	MONTGOMERY MAINTENANCE
WASTEWATER A.C.O. RESERVE				9,000	9,000	9,000	RAMONA-MAINTENANCE
WASTEWATER A.C.O. RESERVE				3,000	3,000	3,000	RANCHO SANTA FE- MAINTENANCE
WASTEWATER A.C.O. RESERVE				500	500	500	ROLANDO- MAINTENANCE
WASTEWATER A.C.O. RESERVE				22,000	22,000	22,000	SPRING VALLEY - MAINTENANCE
TOTAL SANITATION DISTRICTS	\$ 155,698	\$ 5,626	\$ 5,626	\$ 147,967	\$ 147,967	\$ 298,039	

COUNTY OF SAN DIEGO FINAL BUDGET  
 1972-1973  
 SPECIAL DISTRICTS  
 GOVERNED THROUGH BOARD OF SUPERVISORS  
 DETAIL OF PROVISIONS FOR RESERVES  
 (WITH SUPPLEMENTAL DATA AFFECTING RESERVE TOTALS)  
 SCHEDULE 14

DESCRIPTION - PURPOSE	RESERVE BALANCE AS OF 6-30-72	DECREASES BY CANCELLATION MADE AVAILABLE FOR FINANCING		INCREASES OR NEW RESERVES TO BE PROVIDED IN BUDGET YEAR.		TOTAL RESERVE FOR BUDGET YEAR		FUND
		RECOMMENDED	APPROVED/ADOPTED BOARD OF SUPERVISORS	RECOMMENDED	ADOPTED BOARD OF SUPERVISORS	BUDGET YEAR	FUND	
<u>COUNTY SERVICE AREAS</u>								
GENERAL RESERVE	\$ 1,460	\$	\$	\$ 3,000	\$ 3,000	\$ 4,460	NO. 1	
GENERAL RESERVE				4,400	4,400	4,400	NO. 4	
GENERAL RESERVE	1,728	1,728	1,728				NO. 5	
GENERAL RESERVE				408	408	408	NO. 6	
GENERAL RESERVE	2,395	1,760	1,760			635	NO. 8	
GENERAL RESERVE	152			160	160	312	NO. 9 ZONE A	
GENERAL RESERVE				128	128	128	NO. 9 ZONE B	
GENERAL RESERVE	2,020			11,370	11,370	13,390	NO. 9 ZONE C	
GENERAL RESERVE				37	37	37	NO. 10	
GENERAL RESERVE	70			33	33	103	NO. 11 ZONE A	
GENERAL RESERVE	70			33	33	103	NO. 11 ZONE B	
GENERAL RESERVE	28			58	58	86	NO. 11 ZONE C	
GENERAL RESERVE	40			24	24	64	NO. 11 ZONE D	
GENERAL RESERVE				56	56	56	NO. 12	
GENERAL RESERVE	440			750	750	1,190	NO. 13 ZONE A	
GENERAL RESERVE	100			2,626	2,626	2,726	NO. 13 ZONE B	
GENERAL RESERVE	80			3,243	3,243	3,323	NO. 14	
GENERAL RESERVE	115			130	130	245	NO. 16	
GENERAL RESERVE	182			225	225	407	NO. 18	
GENERAL RESERVE	272			190	190	462	NO. 20	
GENERAL RESERVE	260			127	127	387	NO. 21	
GENERAL RESERVE	23			18	18	41	NO. 22	
GENERAL RESERVE	14			14	14	28	NO. 23	
GENERAL RESERVE	12			24	24	36	NO. 24	
GENERAL RESERVE				40	40	40	NO. 25	
GENERAL RESERVE				73	73	73	NO. 30	
GENERAL RESERVE				195	195	195	NO. 32	
GENERAL RESERVE				231	231	231	NO. 33	
GENERAL RESERVE				15	15	15	NO. 34	
RESERVES FOR AMOUNTS REQ. FOR LOANS PAYABLE				13,206	13,206	13,206	NO. 4	
RESERVE FOR AMOUNTS REQ. FOR LOANS PAYABLE				1,379	1,379	1,379	NO. 7	
RESERVE FOR AMOUNTS REQ. FOR LOANS PAYABLE				1,757	1,757	1,757	NO. 8	
RESERVE FOR AMOUNTS REQ. FOR LOANS PAYABLE				2,876	2,876	2,876	NO. 9 ZONE C	
RESERVE FOR AMOUNTS REQ. FOR LOANS PAYABLE				1,995	1,995	1,995	NO. 11 ZONE C	
RESERVE FOR AMOUNTS REQ. FOR LOANS PAYABLE				1,332	1,332	1,332	NO. 11 ZONE D	
RESERVE FOR AMOUNTS REQ. FOR LOANS PAYABLE				3,210	3,210	3,210	NO. 14	

COUNTY OF SAN DIEGO FINAL BUDGET  
1972-1973  
SPECIAL DISTRICTS  
GOVERNED THROUGH BOARD OF SUPERVISORS  
DETAIL OF PROVISIONS FOR RESERVES  
(WITH SUPPLEMENTAL DATA AFFECTING RESERVE TOTALS)  
SCHEDULE 14

DESCRIPTION - PURPOSE	RESERVE BALANCE AS OF 6-30-72	DECREASES BY CANCELLATION MADE AVAILABLE FOR FINANCING . .		INCREASES OR NEW RESERVES TO BE PROVIDED IN BUDGET YEAR. .		TOTAL RESERVE FOR	
		RECOMMENDED	APPROVED/ADOPTED BOARD OF SUPERVISORS	RECOMMENDED	ADOPTED BOARD OF SUPERVISORS	BUDGET YEAR	FUND
<u>COUNTY SERVICE AREAS</u>							
RESERVE FOR AMOUNTS							
REQ. FOR LOANS PAYABLE	\$	\$	\$	\$ 3,961	\$ 3,961	\$ 3,961	NO. 15
RESERVE FOR AMOUNTS				19,860	19,860	19,860	NO. 17
RESERVE FOR AMOUNTS				3,517	3,517	3,517	NO. 18
RESERVE FOR AMOUNTS				2,891	2,891	2,891	NO. 18 ZONE A
RESERVE FOR AMOUNTS				1,981	1,981	1,981	NO. 20
RESERVE FOR AMOUNTS	172			2,118	2,118	2,290	NO. 21
RESERVE FOR AMOUNTS				611	611	611	NO. 22
RESERVE FOR AMOUNTS				464	464	464	NO. 23
RESERVE FOR AMOUNTS				1,267	1,267	1,267	NO. 24
RESERVE FOR AMOUNTS				875	875	875	NO. 27
RESERVE FOR AMOUNTS				875	875	875	NO. 28
RESERVE FOR AMOUNTS				528	528	528	NO. 29
RESERVE FOR AMOUNTS				1,934	1,934	1,934	NO. 30
RESERVE FOR AMOUNTS				1,274	1,274	1,274	NO. 31
RESERVE FOR AMOUNTS				1,935	1,935	1,935	NO. 33
RESERVE FOR AMOUNTS				663	663	663	NO. 34
TOTAL COUNTY SERVICE AREAS	\$ 9,633	\$ 3,488	\$ 3,488	\$ 98,117	\$ 98,117	\$ 104,262	

COUNTY OF SAN DIEGO FINAL BUDGET  
 1972-1973  
 SPECIAL DISTRICTS  
 GOVERNED THROUGH BOARD OF SUPERVISORS  
 DETAIL OF PROVISIONS FOR RESERVES  
 (WITH SUPPLEMENTAL DATA AFFECTING RESERVE TOTALS)  
 SCHEDULE 14

DESCRIPTION PURPOSE	RESERVE BALANCE AS OF 6-30-72	DECREASES BY CANCELLATION MADE AVAILABLE FOR FINANCING . . .		INCREASES OR NEW RESERVES TO BE PROVIDED IN BUDGET YEAR. . .		TOTAL RESERVE FOR	
		RECOMMENDED	APPROVED/ADOPTED BOARD OF SUPERVISORS	RECOMMENDED	ADOPTED BOARD OF SUPERVISORS	BUDGET YEAR	FUND
COUNTY FLOOD							
CONTROL DISTRICT							
GENERAL RESERVE	\$ 43,200	\$	\$	\$ 25,300	\$ 25,300	\$ 68,500	ZONE 1
GENERAL RESERVE	24,000			15,200	15,200	39,200	ZONE 2
GENERAL RESERVE	13,300			18,400	18,400	31,700	ZONE 3
GENERAL RESERVE	7,900			4,700	4,700	12,600	ZONE 4
GENERAL RESERVE	4,600			2,800	2,800	7,400	ZONE 5
TOTAL COUNTY FLOOD	\$ 93,000	\$	\$	\$ 66,400	\$ 66,400	\$ 159,400	
TOTAL SPECIAL DISTRICTS GOVERNED THROUGH BOARD OF SUPERVISORS							
	\$ 324,909	\$ 9,114	\$ 9,114	\$ 332,674	\$ 332,674	\$ 648,469	



COUNTY OF SAN DIEGO FINAL BUDGET  
1972-1973  
SPECIAL DISTRICTS  
GOVERNED THROUGH BOARD OF SUPERVISORS  
STATUS OF EXPENDITURES FROM BOND (CONSTRUCTION) FUNDS  
SPECIAL INFORMATION STATEMENT  
SCHEDULE 15

DESCRIPTION ISSUE - FUND - PROJECT IDENTIFICATION	AMOUNT OF BONDS AUTHORIZED	AMOUNT OF BONDS SOLD TO DATE	TOTAL ACTUAL OR ESTIMATED PROJECT COST	TOTAL EXPENDITURES AS OF 6-30-72	
				FROM BOND PROCEEDS	FROM OTHER SOURCES
2102-10 ALPINE SANITATION DISTRICT BOND CONSTRUCTION	\$ 580,000	\$ 285,000	\$ 913,079	\$ 285,000	\$ 586,096
2103-10 BUENA SANITATION DISTRICT BOND CONSTRUCTION	2,265,000	2,265,000	2,751,843	2,265,000	236,317
2108-10 RAMONA SANITATION DISTRICT BOND CONSTRUCTION	1,200,000	1,200,000	2,727,200	164,402	
2704-10 COUNTY SERVICE AREA 4	440,000		438,000		52,167
 TOTAL SPECIAL DISTRICTS GOVERNED THROUGH BOARD OF SUPERVISORS	 \$ 4,485,000	 \$ 3,750,000	 \$ 6,830,122	 \$ 2,714,402	 \$ 874,580

SPECIAL DISTRICTS

GOVERNED THROUGH LOCAL BOARDS

COUNTY OF SAN DIEGO FINAL BUDGET  
 1972-1973  
 SUMMARY OF SPECIAL DISTRICT BUDGETS  
 GOVERNED THROUGH LOCAL BOARDS  
 SCHEDULE 11

FUND	APPROPRIATIONS		REQUIREMENTS	TOTAL
	EXPENDITURES	CONTINGENCIES	PROVISIONS FOR RESERVES (INCREASES OR NEW RESERVES)	REQUIREMENTS
PALM CITY SANITATION - OPERATING	\$ 28,545	\$ 2,000	\$	\$ 30,545
PALM CITY SANITATION - DEBT SERVICE	47,310			47,310
SAN YSIDRO SANITATION - DEBT SERVICE	8,041			8,041
VISTA SANITATION - OPERATING	259,765	10,000		269,765
VISTA SANITATION - DEBT SERVICE	137,375			137,375
TOTAL DISTRICTS GOVERNED BY LOCAL BOARDS	\$ 481,036	\$ 12,000	\$	\$ 493,036

SPECIAL DISTRICTS

GOVERNED THROUGH LOCAL BOARDS

COUNTY OF SAN DIEGO FINAL BUDGET  
 1972-1973  
 SUMMARY OF SPECIAL DISTRICT BUDGETS  
 GOVERNED THROUGH LOCAL BOARDS  
 SCHEDULE 11

FUND	APPROPRIATIONS		REQUIREMENTS	TOTAL REQUIREMENTS
	EXPENDITURES	CONTINGENCIES	PROVISIONS FOR RESERVES (INCREASES OR NEW RESERVES)	
PALM CITY SANITATION - OPERATING	\$ 28,545	\$ 2,000	\$	\$ 30,545
PALM CITY SANITATION - DEBT SERVICE	47,310			47,310
SAN YSIDRO SANITATION - DEBT SERVICE	8,041			8,041
VISTA SANITATION - OPERATING	259,765	10,000		269,765
VISTA SANITATION - DEBT SERVICE	137,375			137,375
TOTAL DISTRICTS GOVERNED BY LOCAL BOARDS	\$ 481,036	\$ 12,000	\$	\$ 493,036

COUNTY OF SAN DIEGO FINAL BUDGET  
 1972-1973  
 SUMMARY OF SPECIAL DISTRICT BUDGETS  
 GOVERNED THROUGH LOCAL BOARDS  
 SCHEDULE 11

MEANS OF FINANCING					TAX RATE ON SECURED ROLL (ACTUAL)
AVAILABLE FINANCING	TOTAL	CURRENT PROPERTY TAX TO UNSECURED	BALANCE BUDGET SECURED		
\$ 24,745	\$ 5,800	\$	\$ 5,800		.027
21,256	26,054	527	25,527		.114
1,572	6,469	162	6,307		.210
269,765					
19,975	117,400	1,100	116,300		.245
\$ 337,313	\$ 155,723	\$ 1,789	\$ 153,934		

COUNTY OF SAN DIEGO FINAL BUDGET  
 1972-1973  
 SUMMARY OF AVAILABLE FINANCING  
 BEFORE PROVIDING FOR CURRENT PROPERTY TAX LEVY  
 BUDGETS OF SPECIAL DISTRICTS  
 GOVERNED THROUGH LOCAL BOARDS  
 SCHEDULE 12

FUND	FUND BALANCE AS OF JUNE 30, 1972 ACTUAL	RESERVE FOR ENCUMBRANCES	LESS: FUND BALANCE - UNAVAILABLE UNCANCELLED GENERAL RESERVES AND RESERVES WITHIN A.C.O. FUNDS	OTHER RESERVES
PALM CITY SANITATION - OPERATING	\$ 23,245	\$	\$	\$
PALM CITY SANITATION - DEBT SERVICE	24,837		3,990	
SAN YSIDRO SANITATION - DEBT SERVICE	8,687		7,446	
VISTA SANITATION - OPERATING	91,600	31,600		
VISTA SANITATION - DEBT SERVICE	106,885		92,910	
TOTAL DISTRICTS GOVERNED BY LOCAL BOARDS	\$ 255,254	\$ 31,600	\$ 104,346	\$

COUNTY OF SAN DIEGO FINAL BUDGET  
 1972-1973  
 SUMMARY OF AVAILABLE FINANCING  
 BEFORE PROVIDING FOR CURRENT PROPERTY TAX LEVY  
 BUDGETS OF SPECIAL DISTRICTS  
 GOVERNED THROUGH LOCAL BOARDS  
 SCHEDULE 12

INTER-FUND TRANSFERS	FUND BALANCE AVAILABLE FOR FINANCING BUDGET YEAR REQUIREMENTS -ACTUAL	ESTIMATED REVENUES OTHER THAN CURRENT PROPERTY TAXES	TOTAL AVAILABLE FINANCING
\$	\$ 23,245	\$ 1,500	\$ 24,745
	20,847	409	21,256
	1,241	331	1,572
	60,000	209,765	269,765
	13,975	6,000	19,975
\$	\$ 119,308	\$ 218,005	\$ 337,313



COUNTY OF SAN DIEGO FINAL BUDGET  
1972-1973  
SPECIAL DISTRICTS  
GOVERNED THROUGH LOCAL BOARDS  
ASSESSED VALUATION AND DELINQUENCY ALLOWANCE DATA  
SCHEDULE 13A

DISTRICT-FUND	. . . . . NET ASSESSED VALUATION . . . . . SECURED ROLL	UNSECURED ROLL	DELINQUENCY ALLOWANCE SECURED %
SANITATION DISTRICTS			
PALM CITY SANITATION DISTRICT - DEBT SERVICE	\$ 22,373,146	\$ 204,143	1.20
SAN YSIDRO SANITATION DISTRICT - DEBT SERVICE	3,011,309	72,223	2.20
VISTA SANITATION DISTRICT - MAINTENANCE	45,608,310	484,402	5.00
VISTA SANITATION DISTRICT - DEBT SERVICE	47,528,660	484,402	1.00
 TOTAL SPECIAL DISTRICTS GOVERNED THROUGH LOCAL BOARDS	 \$118,521,425	 \$ 1,245,170	

COUNTY OF SAN DIEGO FINAL BUDGET  
1972-1973

SPECIAL DISTRICTS  
GOVERNED THROUGH LOCAL BOARDS  
ANALYSIS OF REVENUE BY SOURCE  
OTHER THAN CURRENT PROPERTY TAXES  
SCHEDULE 13B

REVENUE ACCOUNT SOURCE -- DESCRIPTION	ACTUAL REVENUES 1970-1971	ACTUAL REVENUES 1971-1972	REVENUE ESTIMATES RECOMMENDED 1972-1973	ADOPTED BY THE BOARD OF SUPERVISORS 1972-1973	FUND-- GENERAL, UNLESS OTHERWISE INDICATED
<b>SANITATION DISTRICTS</b>					
<b>PALM CITY SANITATION DISTRICT</b>					
219.01 INTEREST - DEPOSITS AND INVESTMENTS	\$ 3,864	\$ 2,021	\$ 500	\$ 500	
280.02 SANITATION SERVICES - SEWER SERV CHGS	6,834	5,027			
280.06 SANITATION SERVICES-CONNECTION FEES		4,400	1,000	1,000	
290.01 REVENUE APPLICABLE TO PRIOR YEARS - OTHER	200	(40)			
TOTAL	\$ 10,898	\$ 11,408	\$ 1,500	\$ 1,500	
<b>PALM CITY SANITATION DISTRICT - DEBT SERVICE</b>					
203.01 PROPERTY TAXES - PRIOR SECURED	\$ 544	\$ 511	\$	\$	DEBT SERVICE
219.01 INTEREST - DEPOSITS AND INVESTMENTS	1,398	1,373	409	409	DEBT SERVICE
293.09 OTHER-- TRANSFERS FROM OTHER FUNDS	20,000	17,665			DEBT SERVICE
TOTAL	\$ 21,942	\$ 19,549	\$ 409	\$ 409	
<b>SAN YSIDRO-SANITATION-DISTRICT</b>					
203.01 PROPERTY TAXES - PRIOR SECURED	\$ 300	\$ 344	\$	\$	DEBT SERVICE
204.01 PROPERTY TAXES - PRIOR UNSECURED	40	14			DEBT SERVICE
219.01 INTEREST - DEPOSITS AND INVESTMENTS	488	420	331	331	DEBT SERVICE
227.01 OTHER STATE IN-LIEU TAX-HWY LAND RENT	388				DEBT SERVICE
290.02 REVENUE APPL TO PY - TAXES		(56)			DEBT SERVICE
TOTAL	\$ 1,216	\$ 722	\$ 331	\$ 331	
<b>VISTA SANITATION DISTRICT</b>					
219.01 INTEREST -- DEPOSITS AND INVESTMENTS	\$ 11,177	\$ 8,059	\$	\$	
227.01 OTHER STATE IN-LIEU TAX-HWY LAND RENT	24				
280.02 SANITATION SERVICES-SEWER SERV CHGS	181,002	161,414	174,625	174,625	
280.03 SANITATION SERVICES-OTHER-GOVMT AGENCIES			10,140	10,140	
280.06 SANITATION SERVICES - CONNECTION FEES		30,775	25,000	25,000	
290.01 REVENUE APPL TO PY-OTHER REVENUE		17,333			
290.02 REVENUE APPL TO PY-- TAXES		(18)			
290.08 REVENUE APPL TO PY-CHGS CURRENT SERV	28,841	1,534			
293.20 OTHER REVENUE - MISCELLANEOUS		32			
TOTAL	\$ 221,044	\$ 219,129	\$ 209,765	\$ 209,765	
<b>VISTA SANITATION DISTRICT - DEBT SERVICE</b>					
203.01 PROPERTY TAXES -- PRIOR SECURED	\$ 3,487	\$ 2,070	\$ 1,000	\$ 1,000	DEBT SERVICE
204.01 PROPERTY TAXES - PRIOR UNSECURED		12			DEBT SERVICE
219.01 INTEREST - DEPOSITS AND INVESTMENTS	7,339	4,620	5,000	5,000	DEBT SERVICE
290.02 REVENUE APPL TO PY - TAXES		71			DEBT SERVICE
293.09 OTHER - TRANSFERS FROM OTHER FUNDS	35,000	35,677			DEBT SERVICE
TOTAL	\$ 45,826	\$ 42,450	\$ 6,000	\$ 6,000	
TOTAL SPECIAL DISTRICTS GOVERNED THROUGH LOCAL BOARDS	\$ 300,926	\$ 293,258	\$ 218,005	\$ 218,005	

COUNTY OF SAN DIEGO FINAL BUDGET  
1972-1973  
GOVERNED THROUGH LOCAL BOARDS  
EXPENDITURE DETAIL  
SCHEDULE 13C

DISTRICT-EXPENDITURE CLASSIFICATION	ACTUAL 1970-71	ACTUAL 1971-72	RECOMMENDED 1972-73	ADOPTED BY THE BOARD OF SUPERVISORS 1972-73	FUND - (GENERAL OR OPERATING UNLESS OTHERWISE INDICATED)
. . . EXPENDITURES . . . . .					
. . . . . APPROPRIATIONS . . . . .					
SANITATION DISTRICTS					
PALM CITY SANITATION DISTRICT					
SERVICES AND SUPPLIES					
290 MAINTENANCE - STRUCT, IMPROV & GROUNDS	\$	\$	\$ 23,245	\$ 23,245	
315 PROFESSIONAL & SPECIALIZED SERVICES		380	5,300	5,300	
340 SPECIAL DEPARTMENTAL EXPENSE		20,000			
RESERVES					
705 CONTINGENCY			2,000	2,000	
TOTAL	\$ 20,380	\$ 18,178	\$ 30,545	\$ 30,545	
PALM CITY SANITATION DISTRICT-DEBT SERVICE					
1954					
OTHER CHARGES					
455 BOND REDEMPTION	\$ 38,000	\$ 38,000	\$ 38,000	\$ 38,000	DEBT SERVICE 1954
456 INTEREST ON BONDS	11,970	10,640	9,310	9,310	DEBT SERVICE 1954
TOTAL	\$ 49,970	\$ 48,640	\$ 47,310	\$ 47,310	
SAN YSIDRO SANITATION DISTRICT - DEBT SERVICE 1950					
OTHER CHARGES					
455 BOND REDEMPTION	\$ 6,000	\$ 7,000	\$ 7,000	\$ 7,000	DEBT SERVICE 1950
456 INTEREST ON BONDS	1,615	1,339	1,041	1,041	DEBT SERVICE 1950
TOTAL	\$ 7,615	\$ 8,339	\$ 8,041	\$ 8,041	
VISTA SANITATION DISTRICT					
SERVICES AND SUPPLIES					
290 MAINTENANCE - STRUCT, IMPROVE & GROUNDS	\$ 37,182	\$ 53,508	\$ 55,000	\$ 55,000	
310 OFFICE EXPENSE		26			
315 PROFESSIONAL & SPECIALIZED SERVICES	24,705	35,427	45,200	45,200	
340 SPECIAL DEPARTMENTAL EXPENSE	108,025	103,191	111,000	111,000	
FIXED ASSETS					
510 EQUIPMENT			2,500	2,500	
530 STRUCTURES AND IMPROVEMENTS					
S01 SEWER SYSTEM IMPROVEMENTS	14,707	81,286	46,065	46,065	
RESERVES					
705 CONTINGENCY			10,000	10,000	
TOTAL	\$ 184,645	\$ 273,412	\$ 269,765	\$ 269,765	
VISTA SANITATION DISTRICT - DEBT SERVICE					
1956 A, 1962 A & B					
OTHER CHARGES					
455 BOND REDEMPTION	\$ 70,000	\$ 70,000	\$ 70,000	\$ 70,000	DEBT SERVICE 1956 A, 1962 A & B
456 INTEREST ON BONDS	73,567	70,326	67,375	67,375	DEBT SERVICE 1956 A 1962 A & B
TOTAL	\$ 143,567	\$ 140,326	\$ 137,375	\$ 137,375	
TOTAL SPECIAL DISTRICTS GOVERNED THROUGH LOCAL BOARDS	\$ 406,177	\$ 488,895	\$ 493,036	\$ 493,036	

COUNTY OF SAN DIEGO FINAL BUDGET  
 1972-1973  
 SPECIAL DISTRICTS  
 GOVERNED THROUGH LOCAL BOARDS  
 DETAIL OF PROVISIONS FOR RESERVES  
 (WITH SUPPLEMENTAL DATA AFFECTING RESERVE TOTALS)  
 SCHEDULE 14

DESCRIPTION PURPOSE	RESERVE BALANCE AS OF 6-30-72	DECREASES BY CANCELLATION MADE AVAILABLE FOR FINANCING . .		INCREASES OR NEW RESERVES TO BE PROVIDED IN BUDGET YEAR.		TOTAL RESERVE FOR BUDGET YEAR		FUND
		RECOMMENDED	APPROVED/ADOPTED BOARD OF SUPERVISORS	RECOMMENDED	ADOPTED BOARD OF SUPERVISORS			
GENERAL RESERVE	\$ 4,655	\$ 665	\$ 665	\$	\$	\$ 3,990		PALM CITY SANITATION DIST. DEBT SERVICE
GENERAL RESERVE	7,446					7,446		SAN YSIDRO SANITATION DIST. DEBT SERVICE
GENERAL RESERVE	104,298	11,388	11,388			92,910		VISTA SANI- TATION DIST. DEBT SERVICE
TOTAL DISTRICTS GOVERNED BY LOCAL BOARDS	\$ 116,399	\$ 12,053	\$ 12,053	\$	\$	\$ 104,346		

COUNTY OF SAN DIEGO FINAL BUDGET  
 1972-1973  
 SPECIAL DISTRICTS  
 GOVERNED THROUGH LOCAL BOARDS  
 STATUS OF EXPENDITURES FROM BOND (CONSTRUCTION) FUNDS  
 SPECIAL INFORMATION STATEMENT  
 SCHEDULE 15

DESCRIPTION ISSUE - FUND - PROJECT IDENTIFICATION	AMOUNT OF BONDS AUTHORIZED	AMOUNT OF BONDS SOLD TO DATE	TOTAL ACTUAL OR ESTIMATED PROJECT COST	TOTAL EXPENDITURES AS OF 6-30-72	
				FROM BOND PROCEEDS	FROM OTHER SOURCES
3097-10 VISTA SANITATION DISTRICT BOND CONSTRUCTION	\$ 2,750,000	\$ 2,225,000	\$ 2,727,966	\$ 2,225,000	\$ 463,582
TOTAL SPECIAL DISTRICTS GOVERNED THROUGH LOCAL BOARDS	\$ 2,750,000	\$ 2,225,000	\$ 2,727,966	\$ 2,225,000	\$ 463,582

COUNTY OF SAN DIEGO FINAL BUDGET  
1972-1973  
SCHEDULE OF POSITIONS

BUDGET UNIT - 0100 BOARD OF SUPERVISORS

CLASS NO.	TITLE	NUMBER OF CURRENT 1971-72	OF AUTHORIZED RECOMMENDED 1972-73	POSITIONS APPROVED 1972-73	RANGE AND STEP OR FOOTNOTE
STATUTORY POSITIONS					
0100	SUPERVISOR	5	5	5	200
0372	UNCLASSIFIED POSITIONS				
0372	CONFIDENTIAL INVESTIGATOR, BOARD OF SUPERVISORS	5	5	5	30.5 C
0373	CONFIDENTIAL INVESTIGATOR, BOARD OF SUPERVISORS	6	6	6	43.5 A
CLASSIFIED POSITIONS					
2397	BOARD REPRESENTATIVE III				44.5 A
2398	OR BOARD REPRESENTATIVE II				41 A
2399	OR BOARD REPRESENTATIVE I		5	5	36 A
2398	BOARD REPRESENTATIVE II				41
2760	INTERMEDIATE STENOGRAPHER	3	3	3	29.5 A
2767	SECRETARY II			5	33 A
2770	SENIOR STENOGRAPHER	2	5		32.5 A
9999	TEMPORARY AND SEASONAL EMPLOYEES	10	10	10	202
		31*	39*	39*	

BUDGET UNIT - 0130 CLERK, BOARD OF SUPERVISORS

CLASS NO.	TITLE	NUMBER OF CURRENT 1971-72	OF AUTHORIZED RECOMMENDED 1972-73	POSITIONS APPROVED 1972-73	RANGE AND STEP OR FOOTNOTE
UNCLASSIFIED POSITIONS					
0470	MEMBER, ASSESSMENT APPEALS BOARD	20	20	20	201
CLASSIFIED POSITIONS					
2110	CLERK OF THE BOARD OF SUPERVISORS	1	1	1	48 A
2208	ASSISTANT CLERK OF THE BOARD OF SUPERVISORS	1	1	1	41.5 A
2700	INTERMEDIATE CLERK				28 A
2705	OR INTERMEDIATE TYPIST	10	10	10	28 A
2705	INTERMEDIATE TYPIST				28 A
2715	OR JUNIOR TYPIST		3		24.5 A
2715	JUNIOR TYPIST	3		3	24.5 A
2730	OR SENIOR CLERK				32 A
2740	SENIOR TYPIST	4	4	4	32 A
2745	SUPERVISING CLERK	1			35.5 A
2760	INTERMEDIATE STENOGRAPHER	2	2	2	29.5 A
2767	SECRETARY II	1	1	1	33 A
2770	SENIOR STENOGRAPHER	1	1	1	32.5 A
2902	BOARD CLERK	7	7	7	35.5 A
2913	SENIOR BOARD CLERK	2	2	2	37.5 A
2925	SUPERVISING BOARD CLERK	1	2	2	40 A
3050	OFFSET EQUIPMENT OPERATOR	1	1	1	30.5 A
9999	TEMPORARY AND SEASONAL EMPLOYEES	10	10	10	202
		65*	65*	65*	

BUDGET UNIT - 0140 CENTRAL RECORDS SERVICE

CLASS NO.	TITLE	NUMBER OF CURRENT 1971-72	OF AUTHORIZED RECOMMENDED 1972-73	POSITIONS APPROVED 1972-73	RANGE AND STEP OR FOOTNOTE
CLASSIFIED POSITIONS					
2700	INTERMEDIATE CLERK	1			28 A
2730	SENIOR CLERK	1			32 A
3010	CHIEF, CENTRAL RECORDS SERVICE	1			39 A
3040	MICROFILM OPERATOR	2			28 A
3045	MICROFILM SUPERVISOR	1			33.5 A
3053	PHOTO REDUCTION TECHNICIAN	1			32 C
9999	TEMPORARY AND SEASONAL EMPLOYEES	8			202
		15*	*	*	

BUDGET UNIT - 0200 CHIEF ADMINISTRATIVE OFFICER

CLASS NO.	TITLE	NUMBER OF CURRENT 1971-72	OF AUTHORIZED RECOMMENDED 1972-73	POSITIONS APPROVED 1972-73	RANGE AND STEP OR FOOTNOTE
CLASSIFIED POSITIONS					
2109	CHIEF ADMINISTRATIVE OFFICER	1	1	1	63.5 C

COUNTY OF SAN DIEGO FINAL BUDGET  
1972-1973  
SCHEDULE OF POSITIONS

BUDGET UNIT - 0200 CHIEF ADMINISTRATIVE OFFICER

CLASS NO.	TITLE	NUMBER OF CURRENT 1971-72	OF AUTHORIZED RECOMMENDED 1972-73	POSITIONS APPROVED 1972-73	RANGE AND STEP OR FOOTNOTE
2206	ASSISTANT CHIEF ADMINISTRATIVE OFFICER	1	1	1	58.5 A
2303	ADMINISTRATIVE ASSISTANT II				44.5 A
	OR				
2302	ADMINISTRATIVE ASSISTANT III		1		46.5 A
2306	ADMINISTRATIVE TRAINEE				36.5 A
	OR				
2310	ASSISTANT ADMINISTRATIVE ANALYST	6			40 A
2306	ADMINISTRATIVE TRAINEE				36.5 A
	OR				
2303	ADMINISTRATIVE ASSISTANT II				44.5 A
	OR				
2304	ADMINISTRATIVE ASSISTANT I		1	2	41 A
2310	ASSISTANT TO THE CHIEF ADMINISTRATIVE OFFICER			1	48.5 A
2320	ASSOC ADMIN ANALYST	2			43.5 A
2322	ASSOCIATE LEGISLATIVE REPRESENTATIVE	1			45.5 C
2332	DEPUTY ADMINISTRATIVE OFFICER	4	1		49.5 A
2333	PUBLIC INFORMATION ASSISTANT	1			38.5 A
2336	PUBLIC INFORMATION DIRECTOR	1			50 C
2337	PUBLIC INFORMATION SPECIALIST	1			41.5 A
2350	SR ADMIN ANALYST	1			45.5 A
2700	INTERMEDIATE CLERK				28 A
	OR				
2705	INTERMEDIATE TYPIST			1	28 A
2730	SENIOR CLERK				32 A
	OR				
2740	SENIOR TYPIST	2			32 A
2745	SUPERVISING CLERK	1			35.5 A
2760	INTERMEDIATE STENOGRAPHER	4	1	1	29.5 A
2767	SECRETARY II	1	2	2	33 A
2768	SECRETARY I	1			30 A
2915	STENOGRAPHIC REPORTER	1			35 A
3052	PHOTOGRAPHER	1			36.5 A
3817	GRAPHIC ARTIST	1			40 A
9999	TEMPORARY AND SEASONAL EMPLOYEES	14	4	4	202
		45*	12*	13*	

BUDGET UNIT - 0210 CHIEF ADMINISTRATIVE OFFICER, PUBLIC INFORMATION

CLASS NO.	TITLE	NUMBER OF CURRENT 1971-72	OF AUTHORIZED RECOMMENDED 1972-73	POSITIONS APPROVED 1972-73	RANGE AND STEP OR FOOTNOTE
	CLASSIFIED POSITIONS				
2333	PUBLIC INFORMATION ASSISTANT		1	1	38.5 A
2336	PUBLIC INFORMATION DIRECTOR		1	1	50 C
2337	PUBLIC INFORMATION SPECIALIST		1	1	41.5 A
2760	INTERMEDIATE STENOGRAPHER		1	1	29.5 A
3052	PHOTOGRAPHER		1	1	36.5 A
3817	GRAPHIC ARTIST		1	4	40 A
9999	TEMPORARY AND SEASONAL EMPLOYEES		4	4	202
		*	10*	10*	

BUDGET UNIT - 0220 CHIEF ADMINISTRATIVE OFFICER, LEGISLATIVE PROGRAM

CLASS NO.	TITLE	NUMBER OF CURRENT 1971-72	OF AUTHORIZED RECOMMENDED 1972-73	POSITIONS APPROVED 1972-73	RANGE AND STEP OR FOOTNOTE
	CLASSIFIED POSITIONS				
2322	ASSOCIATE LEGISLATIVE REPRESENTATIVE		1	1	45.5 C
2332	DEPUTY ADMINISTRATIVE OFFICER		1	1	49.5 A
2358	SENIOR LEGISLATIVE REPRESENTATIVE		1	1	49.5 A
2760	INTERMEDIATE STENOGRAPHER		2	1	29.5 A
8009	SENIOR LEGISLATIVE REPRESENTATIVE		1	1	49.5 A
9999	TEMPORARY AND SEASONAL EMPLOYEES		4	4	202
		*	9*	8*	

COUNTY OF SAN DIEGO FINAL BUDGET  
1972-1973  
SCHEDULE OF POSITIONS

BUDGET UNIT - 0230 C.A.O. - CRIMINAL JUSTICE PLANNING

CLASS NO.	TITLE	NUMBER OF CURRENT 1971-72	AUTHORIZED RECOMMENDED 1972-73	POSITIONS APPROVED 1972-73	RANGE AND STEP OR FOOTNOTE
CLASSIFIED POSITIONS					
2316	CRIMINAL JUSTICE PLANNING ASSISTANT	2	2	2	41 A
2328	CRIMINAL JUSTICE PLANNING COORDINATOR	1	1	1	48.5 C
2344	DEPUTY CRIMINAL JUSTICE COORDINATOR	1	1	1	45.5 C
2760	INTERMEDIATE STENOGRAPHER	1	1	1	29.5 A
9999	TEMPORARY AND SEASONAL EMPLOYEES	1	1	3	202
		6*	6*	8*	

BUDGET UNIT - 0240 C.P.O. ADMINISTRATION

CLASS NO.	TITLE	NUMBER OF CURRENT 1971-72	AUTHORIZED RECOMMENDED 1972-73	POSITIONS APPROVED 1972-73	RANGE AND STEP OR FOOTNOTE
CLASSIFIED POSITIONS					
2303	ADMINISTRATIVE ASST II				44.5 A
2304	ADMINISTRATIVE ASST I				41 A
2306	ADMINISTRATIVE TRAINEE				36 A
2304	ADMINISTRATIVE ASST				41 A
2306	ADMINISTRATIVE TRAIN	2	2	2	36.5 A
2333	PUBLIC INFORMATION ASSISTANT		1		38.5 A
2337	PUBLIC INFORMATION SPECIALIST	1	1	1	41.5 A
2341	RESEARCH ANALYST II				44.5 A
2342	RESEARCH ANALYST I				41 A
2368	SPECIAL PROJECTS OFFICER	1	1	1	46.5 A
2700	INTERMEDIATE CLERK				28 A
2705	INTERMEDIATE TYPIST	1	1	1	28 A
2760	INTERMEDIATE STENOGRAPHER	1	2	1	28.5 A
2770	SENIOR STENOGRAPHER	1	1	1	32.5 A
3508	ASSOCIATE PLANNER				44 A
3507	ASSISTANT PLANNER				41 A
3523	JUNIOR PLANNER				36.5 A
3520	CHIEF, PLANNING DIVISION				50.5 A
3521	DEPUTY DIRECTOR, PROGRAM COOR. PLANNING				51.5 A
3522	EXECUTIVE DIRECTOR COMPREHENSIVE PLANNING ORGANIZATION	1	1	1	54 A
3546	RESEARCH PLANNING CHIEF				49 A
3550	SENIOR PLANNER				47 A
3817	GRAPHIC ARTIST		1		37.5 A
3821	PLANNING AID II				32 A
3822	PLANNING AID I				29 A
8063	POLICY COMMITTEE			16	
		8*	11*	24*	

BUDGET UNIT - 0241 C.P.O. DIRECT PROGRAM

CLASS NO.	TITLE	NUMBER OF CURRENT 1971-72	AUTHORIZED RECOMMENDED 1972-73	POSITIONS APPROVED 1972-73	RANGE AND STEP OR FOOTNOTE
CLASSIFIED POSITIONS					
2341	RESEARCH ANALYST II				43.5 A
2342	RESEARCH ANALYST I			4	40 A
2700	INTERMEDIATE CLERK				27 A
2705	INTERMEDIATE TYPIST			3	27 A
2760	INTERMEDIATE STENOGR			3	27.5 A
3507	ASSISTANT PLANNER				40 A
3508	ASSOCIATE PLANNER				43 A
3523	JUNIOR PLANNER			17	35.5 A



COUNTY OF SAN DIEGO FINAL BUDGET  
1972-1973  
SCHEDULE OF POSITIONS

## BUDGET UNIT - 0241 C.P.O. DIRECT PROGRAM

CLASS NO.	TITLE	NUMBER OF CURRENT 1971-72	AUTHORIZED POSITIONS RECOMMENDED 1972-73	APPROVED 1972-73	RANGE AND STEP OR FOOTNOTE
3520	CHIEF PLANNING DIV.			3	49.5 A
3521	DEPUTY DIRECTOR, PROGR.			1	50.5 A
3550	SENIOR PLANNER			10	46 A
3801	DRAFTSMAN II			6	32 A
3821	PLANNING AID II				31 A
	OR				
3822	PLANNING AID I			1	28 A
8063	POLICY COMMITTEE				
9999	TEMPORARY AND SEASONAL EMPLOYEES			15	202
		*	*	63*	

## BUDGET UNIT - 0260 HUMAN RESOURCES AGENCY

CLASS NO.	TITLE	NUMBER OF CURRENT 1971-72	AUTHORIZED POSITIONS RECOMMENDED 1972-73	APPROVED 1972-73	RANGE AND STEP OR FOOTNOTE
0451	MEMBER, HUMAN RESOURCES ADVISORY BOARD		9	9	
	UNCLASSIFIED POSITIONS				
	CLASSIFIED POSITIONS				
2154	HUMAN RESOURCES ADMINISTRATOR	1	1	1	58.5 C
2302	ADMINISTRATIVE ASSISTANT III		1	1	46.5 A
2303	ADMINISTRATIVE ASSISTANT II				44.5 A
	OR				
2304	ADMINISTRATIVE ASSISTANT I				41 A
	OR				
2306	ADMINISTRATIVE TRAINEE			1	36.5 A
2304	ADMINISTRATIVE ASSISTANT I				41 A
	OR				
2306	ADMINISTRATIVE TRAINEE		1		36.5 A
2334	MEXICAN-AMERICAN COMMUNITY AFFAIRS OFFICER	1	1	1	46.5 A
2349	COMMUNITY AFFAIRS DIRECTOR			1	48.5 A
2760	INTERMEDIATE STENOGRAPHER	1	1	1	29.5 A
2767	SECRETARY II	1	1	1	33 A
9999	TEMPORARY AND SEASONAL EMPLOYEES	2	60	60	202
		6*	75*	76*	

## BUDGET UNIT - 0265 PROGRAM DEVELOPMENT AGENCY

CLASS NO.	TITLE	NUMBER OF CURRENT 1971-72	AUTHORIZED POSITIONS RECOMMENDED 1972-73	APPROVED 1972-73	RANGE AND STEP OR FOOTNOTE
	CLASSIFIED POSITIONS				
2156	PROGRAM DEVELOPMENT ADMINISTRATOR	1	1	1	54 C
2303	ADMINISTRATIVE ASSISTANT II				44.5 A
	OR				
2302	ADMINISTRATIVE ASSISTANT III		2		46.5 A
2303	ADMINISTRATIVE ASSISTANT II				44.5 A
	OR				
2304	ADMINISTRATIVE ASSISTANT I		5		41 A
2303	ADMINISTRATIVE ASSISTANT II				44.5 A
	OR				
2304	ADMINISTRATIVE ASSISTANT I				41 A
	OR				
2306	ADMINISTRATIVE TRAINEE			4	36.5 A
2306	ADMINISTRATIVE TRAINEE				36.5 A
	OR				
2310	ASSISTANT ADMINISTRATIVE ANALYST	2			40 A
2320	ASSOC ADMIN ANALYST	1			43.5 A
2332	DEPUTY ADMINISTRATIVE OFFICER		1	1	49.5 A
2346	MANAGEMENT ASSISTANT III				50 A
	OR				
2347	MANAGEMENT ASSISTANT II				47 A
	OR				
2348	MANAGEMENT ASSISTANT I	9	8	6	44 A

COUNTY OF SAN DIEGO FINAL BUDGET  
1972-1973  
SCHEDULE OF POSITIONS

BUDGET UNIT - 0265 PROGRAM DEVELOPMENT AGENCY

CLASS NO.	TITLE	NUMBER OF CURRENT 1971-72	AUTHORIZED RECOMMENDED 1972-73	POSITIONS APPROVED 1972-73	RANGE AND STEP OR FOOTNOTE
2700	INTERMEDIATE CLERK				28 A
2705	OR INTERMEDIATE TYPIST		1	1	28 A
2730	OR SENIOR CLERK				32 A
2740	OR SENIOR TYPIST		2	2	32 A
2745	SUPERVISING CLERK		1		35.5 A
2760	INTERMEDIATE STENOGRAPHER	2	2	1	29.5 A
2767	SECRETARY II	1	1	1	33 A
2915	STENOGRAPHIC REPORTER		1	1	35 A
9999	TEMPORARY AND SEASONAL EMPLOYEES	5	10	10	202
		21*	35*	28*	

BUDGET UNIT - 0270 ENVIRONMENTAL DEVELOPMENT AGENCY

CLASS NO.	TITLE	NUMBER OF CURRENT 1971-72	AUTHORIZED RECOMMENDED 1972-73	POSITIONS APPROVED 1972-73	RANGE AND STEP OR FOOTNOTE
0449	UNCLASSIFIED POSITIONS ENVIRONMENTAL DEVELOPMENT ADVISORY BOARD		7	7	
2148	CLASSIFIED POSITIONS ENVIRONMENTAL DEVELOPMENT ADMINISTRATOR	1	1	1	57 C
2175	ZONING ADMINISTRATOR	1	1	1	49 C
2303	ADMINISTRATIVE ASST. II				44.5 A
2304	OR ADMINISTRATIVE ASST. I				41 A
2306	OR ADMINISTRATIVE TRAINEE			3	36.5 A
2304	ADMINISTRATIVE ASSISTANT I				41 A
2306	OR ADMINISTRATIVE TRAINEE	1	5		36.5 A
2310	ASSISTANT ADMINISTRATIVE ANALYST				40 A
2306	OR ADMINISTRATIVE TRAINEE	2			36.5 A
2316	CRIMINAL JUSTICE PLANNING ASSISTANT	2			41 A
2320	ASSOC ADMIN ANALYST	2			43.5 A
2328	CRIMINAL JUSTICE PLANNING COORDINATOR	1			48.5 C
2333	PUBLIC INFORMATION ASSISTANT		2	1	38.5 A
2337	PUBLIC INFORMATION SPECIALIST	1	1		41.5 A
2344	DEP. CRIM. JUST. COORD	1			45.5 C
2346	MANAGEMENT ASSISTANT III				50 A
2347	OR MANAGEMENT ASSISTANT II				47 A
2348	OR MANAGEMENT ASSISTANT I	2	2	2	44 A
2368	SPEC PROJECTS OFF	1	1		46.5 A
2700	INTERMEDIATE CLERK				28 A
2705	OR INTERMEDIATE TYPIST	3	4	3	28 A
2760	OR INTERMEDIATE STENOGRAPHER	3	5	3	28.5 A
2767	SECRETARY II	1	2	2	33 A
2770	SENIOR STENOGRAPHER	2	2	1	32.5 A
3507	ASSISTANT PLANNER				41 A
3523	OR JUNIOR PLANNER		2	2	36.5 A
3522	EXECUTIVE DIRECTOR COMPREHENSIVE PLANNING ORGANIZATION	1	1		54 A
3817	GRAPHIC ARTIST				37.5 A
3817	OR GRAPHIC ARTIST		1		36.5 A
8062	PROJECT TEAM COORDINATOR		1		48 A
8063	POLICY COMMITTEE		16		
9999	TEMPORARY AND SEASONAL EMPLOYEES		46	46	202
		25*	100*	72*	

COUNTY OF SAN DIEGO FINAL BUDGET  
1972-1973  
SCHEDULE OF POSITIONS

## BUDGET UNIT - 0280 FISCAL AGENCY

CLASS NO.	TITLE	NUMBER OF CURRENT 1971-72	OF AUTHORIZED RECOMMENDED 1972-73	POSITIONS APPROVED 1972-73	RANGE AND STEP OR FOOTNOTE
CLASSIFIED POSITIONS					
2152	FISCAL COORDINATOR	1	1	1	56.5 C
2302	ADMINISTRATIVE ASSISTANT III				46.5 A
2303	OR ADMINISTRATIVE ASSISTANT II				44.5
2304	OR ADMINISTRATIVE ASSISTANT I		1		41
2303	ADMINISTRATIVE ASSISTANT II				44.5 A
2304	OR ADMINISTRATIVE ASSISTANT I				41 A
2306	ADMINISTRATIVE TRAINEE			1	36.5 A
2767	SECRETARY II		1	1	33 C
9999	TEMPORARY AND SEASONAL EMPLOYEES		3	3	202
		1*	6*	6*	

## BUDGET UNIT - 0285 HEALTH CARE AGENCY

CLASS NO.	TITLE	NUMBER OF CURRENT 1971-72	OF AUTHORIZED RECOMMENDED 1972-73	POSITIONS APPROVED 1972-73	RANGE AND STEP OR FOOTNOTE
UNCLASSIFIED POSITIONS					
0504	MEMB HCA ADV BD	9	9	9	246
CLASSIFIED POSITIONS					
2153	HEALTH CARE ADMINSTRATOR	1	1	1	59 C
2302	ADMINISTRATIVE ASSISTANT III			1	46.5 A
2302	ADMINISTRATIVE ASSISTANT III				46.5 A
2303	OR ADMINISTRATIVE ASSISTANT II		1		44.5 A
2303	ADMINISTRATIVE ASSISTANT II				44.5 A
2304	OR ADMINISTRATIVE ASSISTANT I				41 A
2306	ADMINISTRATIVE TRAINEE			2	36.5 A
2304	ADMINISTRATIVE ASSISTANT I				41 A
2306	OR ADMINISTRATIVE TRAINEE		2		36.5 A
2312	DRUG PROGRAM OFFICER			1	46.5 A
2320	COORDINATOR, DRUG & ALCOHOL PROGRAM			1	51 A
2493	INTERMEDIATE ACCOUNT CLERK			1	29 A
2510	SENIOR ACCOUNT CLERK		1		32 A
2760	INTERMEDIATE STENOGRAPHER		2	2	29.5 A
2767	SECRETARY II		1	1	33 A
8058	PROGRAM EVALUATION SPECIALIST II		1		43.5 A
8059	COORDINATOR, SPECIAL PROGRAMS		1		51 C
8060	COORDINATOR, DRUG-ALCOHOLISM PROGRAM		1		50 C
8068	ALCOHOLIC PROJECT OFFICER				49 A
9999	TEMPORARY AND SEASONAL EMPLOYEES		10	10	202
		10*	30*	29*	

## BUDGET UNIT - 0288 HEALTH CARE AGENCY, DRUG EDUCATION FOR YOU

CLASS NO.	TITLE	NUMBER OF CURRENT 1971-72	OF AUTHORIZED RECOMMENDED 1972-73	POSITIONS APPROVED 1972-73	RANGE AND STEP OR FOOTNOTE
CLASSIFIED POSITIONS					
2510	SENIOR ACCOUNT CLERK		1	1	32 A
2700	INTERMEDIATE CLERK				28 A
2705	OR INTERMEDIATE TYPIST		4	4	28 A
2760	INTERMEDIATE STENOGRAPHER		1	1	29.5 A
2770	SENIOR STENOGRAPHER		1	1	32.5 A
4810	COORDINATOR, DEFY			1	48 A
4824	HEALTH EDUCATION ASSOCIATE		11	11	35.5 C

COUNTY OF SAN DIEGO FINAL BUDGET  
1972-1973  
SCHEDULE OF POSITIONS

BUDGET UNIT - 0288 HEALTH CARE AGENCY, DRUG EDUCATION FOR YOUNG

CLASS NO.	TITLE	NUMBER OF CURRENT 1971-72	AUTHORIZED POSITIONS RECOMMENDED 1972-73	APPROVED 1972-73	RANGE AND STEP OR FOOTNOTE
4825	HEALTH EDUCATOR		5	5	41 D
4830	HEALTH INFORMATION SPECIALIST		1	1	41 C
4840	SENIOR HEALTH EDUCATOR		3	3	43 C
4909	AUDIO-VISUAL TECHNICIAN		1	1	32.5 A
4911	COUNTY AID II				28 A
	OR				
4912	COUNTY AID I		4	6	24.5 A
5221	DRUG ABUSE COUNSELOR		3	3	37.5 A
5263	SENIOR SOCIAL WORK SUPERVISOR		1	1	44.5 A
5266	SOCIAL WORKER, MSW		7	7	41 A
8061	COORDINATOR, DEPT		1		47 A
9999	TEMPORARY AND SEASONAL EMPLOYEES		10	10	202
			54*	56*	

BUDGET UNIT - 0290 LAW AND JUSTICE AGENCY

CLASS NO.	TITLE	NUMBER OF CURRENT 1971-72	AUTHORIZED POSITIONS RECOMMENDED 1972-73	APPROVED 1972-73	RANGE AND STEP OR FOOTNOTE
CLASSIFIED POSITIONS					
2155	LAW AND JUSTICE COORDINATOR	1	1	1	57.5 C
2302	ADMINISTRATIVE ASSISTANT III			1	46.5 A
2302	ADMINISTRATIVE ASSISTANT III				46.5 A
	OR				
2303	ADMINISTRATIVE ASSISTANT II		1		46.5 A
2303	ADMINISTRATIVE ASSISTANT II				44.5 A
	OR				
2304	ADMINISTRATIVE ASSISTANT I				41 A
	OR				
2306	ADMINISTRATIVE TRAINEE			1	36.5 A
2403	ACCOUNTING TECHNICIAN		1		35.5 A
2405	ASSISTANT ACCOUNTANT				40 C
	OR				
2425	ASSOCIATE ACCOUNTANT				42 A
	OR				
2500	JUNIOR ACCOUNTANT		1		36.5 C
2441	CHIEF, DATA PROCESSING, COUNTY CLERK		1	1	43 A
2469	DATA PROCESSING SUPERVISOR			1	40 A
2492	FINANCE OFFICER, COUNTY CLERK		1		46.5 A
2493	INTERMEDIATE ACCOUNT CLERK		2	1	29 A
2497	PRINCIPAL ACCOUNTANT		1	1	46.5 A
2498	PROGRAMMER		1	1	35.5 A
2502	PROGRAMMER ANALYST II				43 A
	OR				
2503	PROGRAMMER ANALYST I		1	1	39.5 A
2510	SENIOR ACCOUNT CLERK		1	1	32 A
2512	SENIOR AUDITOR		1		44.5 A
2700	INTERMEDIATE CLERK				28 A
	OR				
2705	INTERMEDIATE TYPIST		1	1	28 A
2760	INTERMEDIATE STENOGRAPHER		2	2	29.5 A
3020	DATA PROCESSING OPERATOR		2	2	33.5 A
3030	KEY PUNCH OPERATOR		9	8	29 A
3035	KEY PUNCH SUPERVISOR		1	1	32 A
3069	SENIOR KEYPUNCH OPERATOR		1	1	30.5 A
3072	SENIOR DATA PROCESSING OPERATOR		1		35.5 A
9999	TEMPORARY AND SEASONAL EMPLOYEES		5	5	202
		1*	34*	31*	

BUDGET UNIT - 0295 SPECIAL PUBLIC SERVICES AGENCY

CLASS NO.	TITLE	NUMBER OF CURRENT 1971-72	AUTHORIZED POSITIONS RECOMMENDED 1972-73	APPROVED 1972-73	RANGE AND STEP OR FOOTNOTE
CLASSIFIED POSITIONS					
2170	SPECIAL PUBLIC SERVICES ADMINISTRATOR	1	1	1	52 C

COUNTY OF SAN DIEGO FINAL BUDGET  
1972-1973  
SCHEDULE OF POSITIONS

## BUDGET UNIT - 0295 SPECIAL PUBLIC SERVICES AGENCY

CLASS NO.	TITLE	NUMBER OF CURRENT 1971-72	AUTHORIZED RECOMMENDED 1972-73	POSITIONS APPROVED 1972-73	RANGE AND STEP OR FOOTNOTE
2302	ADMINISTRATIVE ASSISTANT III				46.5 A
2303	OR ADMINISTRATIVE ASSISTANT II		1		44.5 A
2303	ADMINISTRATIVE ASSISTANT II				44.5 A
2304	OR ADMINISTRATIVE ASSISTANT I				41 A
2306	OR ADMINISTRATIVE TRAINEE			1	36.5 A
2304	ADMINISTRATIVE ASSISTANT I				41 A
2306	OR ADMINISTRATIVE TRAINEE		1		36.5 A
2767	SECRETARY II		1	1	33 A
9999	TEMPORARY AND SEASONAL EMPLOYEES		4	6	202
		1*	8*	9*	

## BUDGET UNIT - 0300 AUDITOR AND CONTROLLER

CLASS NO.	TITLE	NUMBER OF CURRENT 1971-72	AUTHORIZED RECOMMENDED 1972-73	POSITIONS APPROVED 1972-73	RANGE AND STEP OR FOOTNOTE
CLASSIFIED POSITIONS					
2106	AUDITOR AND CONTROLLER	1	1	1	56.5 C
2203	ASSISTANT AUDITOR AND CONTROLLER	1	1	1	49.5 A
2302	ADMINISTRATIVE ASSISTANT III				46.5 A
2303	OR ADMINISTRATIVE ASSISTANT II	1	1	1	44.5 A
2303	ADMINISTRATIVE ASSISTANT II				44.5 A
2304	OR ADMINISTRATIVE ASSISTANT I				41 A
2306	OR ADMINISTRATIVE TRAINEE			1	36.5 A
2304	ADMINISTRATIVE ASSISTANT I				41 A
2306	OR ADMINISTRATIVE TRAINEE	1	1		36.5 A
2403	ACCOUNTING TECHNICIAN	5	5	6	35.5 A
2425	ASSOCIATE ACCOUNTANT				42 A
2405	OR ASSISTANT ACCOUNTANT				40 C
2500	OR JUNIOR ACCOUNTANT	15	15	14	36.5 C
2435	CHIEF, BUDGET AND CLAIMS	1	1	1	48.5 A
2445	CHIEF, GENERAL ACCOUNTING	1	1	1	48.5 A
2450	CHIEF, POST AUDITS	1	1	1	48.5 A
2491	FISCAL ANALYST	3	2	2	46 A
2493	INTERMEDIATE ACCOUNT CLERK	11	11	11	29 A
2495	PROPERTY TAX COORDINATOR			1	47.5 A
2497	PRINCIPAL ACCOUNTANT	6	6	6	46.5 A
2505	SENIOR ACCOUNTANT	3	3	3	43.5 A
2510	SENIOR ACCOUNT CLERK	13	13	12	32 A
2512	SENIOR AUDITOR	5	5	5	44 A
2650	STOCK CLERK	1			31 A
2660	STOREKEEPER I		1	1	33.5 A
2700	INTERMEDIATE CLERK				28 A
2705	OR INTERMEDIATE TYPIST	20	19	19	28 A
2710	JUNIOR CLERK	1	1	1	24.5 A
2730	SENIOR CLERK	1	1	1	32 A
2740	SENIOR TYPIST	3	3	3	32 A
2745	SUPERVISING CLERK	1	1	1	35.5 A
2767	SECRETARY II	1	1	1	33 A
8011	FISCAL ANALYST I		1		43.5 A
8012	PROPERTY TAX COORDINATOR		1		47.5 A
9999	TEMPORARY AND SEASONAL EMPLOYEES		35	35	202
		24	131*	129*	
		120*			

COUNTY OF SAN DIEGO FINAL BUDGET  
1972-1973  
SCHEDULE OF POSITIONS

BUDGET UNIT - 0350 EDP SERVICES DEPARTMENT

CLASS NO.	TITLE	NUMBER OF CURRENT 1971-72	AUTHORIZED RECOMMENDED 1972-73	POSITIONS APPROVED 1972-73	RANGE AND STEP OR FOOTNOTE
CLASSIFIED POSITIONS					
2123	DIRECTOR OF EDP SERVICES	1	1	1	52.5 C
2231	ASSISTANT DIRECTOR OF EDP SERVICES	1	1	1	49.5 C
2303	ADMINISTRATIVE ASSISTANT II	1	1	1	44.5 A
2422	ASSISTANT TO THE DIRECTOR OF EDP SERVICES	1	1	1	47 A
2426	ASSISTANT SYSTEMS ANALYST				40 A
	OR				
2306	ADMINISTRATIVE TRAINEE	13	12		36.5 A
2427	ASSOCIATE SYSTEMS ANALYST	47	47		43.5 A
2427	ASSOCIATE SYSTEMS ANALYST				43.5 A
	OR				
2426	ASSISTANT SYSTEMS ANALYST				40 A
	OR				
2530	SYSTEMS ANALYST TRAINEE			45	36.5 A
2440	CHF DATA PROCESSING	1			47 A
2469	DATA PROCESSING SUPERVISOR	4	5	5	40 A
2472	EDP OPERATIONS MANAGER	1	1	1	48 A
2488	EDP OPERATIONS SUPERVISOR	2	1	1	45 A
2493	INTERMEDIATE ACCOUNT CLERK			1	29 A
2496	PROGRAMMER TRAINEE				31.5 A
	OR				
2498	PROGRAMMER		3	2	35.5 A
2499	PRINCIPAL SYSTEMS ANALYST	5	5	5	47.5 C
2510	SENIOR ACCOUNT CLERK	4	4	3	32 A
2525	SENIOR SYSTEMS ANALYST	14	15	15	45.5 C
2660	STOREKEEPER I	1			33.5 A
2700	INTERMEDIATE CLERK				28 A
	OR				
2705	INTERMEDIATE TYPIST	5	10	9	28 A
2710	JUNIOR CLERK	1	1	1	24.5 A
2715	JUNIOR TYPIST	2	2	2	24.5 A
2730	SENIOR CLERK	1	1	1	32 A
2740	SENIOR TYPIST	1	1	1	32 A
2745	SUPERVISING CLERK	1	1	1	35.5 A
2767	SECRETARY II	1	1	1	33 A
3018	COMPUTER OPERATIONS SPECIALIST	4	4	4	37.5 A
3020	DATA PROCESSING OPERATOR	9	11	9	33.5 A
3020	DATA PROCESSING OPERATOR				33.5 A
	OR				
3019	DATA PROCESSING OPERATOR TRAINEE	4	4	6	30.5 A
3030	KEY PUNCH OPERATOR	17	17	14	29 A
3030	KEY PUNCH OPERATOR				29 A
	OR				
3025	JUNIOR KEY PUNCH OPERATOR	2	3	2	25.5 A
3035	KEY PUNCH SUPERVISOR	3	3	3	32 A
3069	SENIOR KEYPUNCH OPERATOR		1	1	30.5 A
3072	SENIOR DATA PROCESSING OPERATOR	4	4	4	35.5 A
3085	TABULATING OPERATOR	2	2	2	32.5 A
8005	NIGHT SHIFT DIFFERENTIAL				
9999	TEMPORARY AND SEASONAL EMPLOYEES	36	41	36	202
		188*	204*	179*	

BUDGET UNIT - 0400 TREASURER

CLASS NO.	TITLE	NUMBER OF CURRENT 1971-72	AUTHORIZED RECOMMENDED 1972-73	POSITIONS APPROVED 1972-73	RANGE AND STEP OR FOOTNOTE
STATUTORY POSITIONS					
0180	TREASURER	1	1	1	203
UNCLASSIFIED POSITIONS					
0280	CHIEF DEPUTY COUNTY TREASURER	1	1	1	47 E
0440	FIFTH AND SIXTH MEMBERS, BOARD OF RETIREMENT	3	3	3	204
CLASSIFIED POSITIONS					
2315	ASSISTANT RETIREMENT OFFICER	1	1	1	41 A

COUNTY OF SAN DIEGO FINAL BUDGET  
1972-1973  
SCHEDULE OF POSITIONS

BUDGET UNIT - 0400 TREASURER

CLASS NO.	TITLE	NUMBER OF CURRENT 1971-72	AUTHORIZED RECOMMENDED 1972-73	POSITIONS APPROVED 1972-73	RANGE AND STEP OR FOOTNOTE
2340	RETIREMENT OFFICER	1	1	1	47.5 A
2403	ACCOUNTING TECHNICIAN	1	1	1	35.5 A
2405	ASSISTANT ACCOUNTANT			1	40 C
	OR				
2500	JUNIOR ACCOUNTANT	1	1		37 C
2425	ASSOCIATE ACCOUNTANT				42 A
	OR				
2405	ASSISTANT ACCOUNTANT				40 C
	OR				
2500	JUNIOR ACCOUNTANT			1	36.5 C
2430	CASHIER	3	3	3	30.5 A
2493	INTERMEDIATE ACCOUNT CLERK	3	4	4	29 A
2505	SENIOR ACCOUNTANT	1	1	1	43.5 A
2510	SENIOR ACCOUNT CLERK	3	3	3	32 A
2700	INTERMEDIATE CLERK				28 A
	OR				
2705	INTERMEDIATE TYPIST	5	6	5	28 A
2730	SENIOR CLERK				32 A
	OR				
2740	SENIOR TYPIST	1	1	1	32 A
2760	INTERMEDIATE STENOGRAPHER	1	1	1	29.5 A
2767	SECRETARY II	1	1	1	33 A
5615	INHERITANCE TAX INVESTIGATOR	2	2	2	37.5 A
9999	TEMPORARY AND SEASONAL EMPLOYEES	5	6	6	202
		34*	37*	36*	

BUDGET UNIT - 0500 ASSESSOR

CLASS NO.	TITLE	NUMBER OF CURRENT 1971-72	AUTHORIZED RECOMMENDED 1972-73	POSITIONS APPROVED 1972-73	RANGE AND STEP OR FOOTNOTE
	STATUTORY POSITIONS				
0110	ASSESSOR	1	1	1	205
	UNCLASSIFIED POSITIONS				
0210	CHIEF DEPUTY COUNTY ASSESSOR	1	1	1	50 E
	CLASSIFIED POSITIONS				
2330	EXECUTIVE ASSISTANT	1	1	1	48.5 A
2341	RESEARCH ANALYST II				44.5 A
	OR				
2342	RESEARCH ANALYST I	4	4	4	41 A
2493	INTERMEDIATE ACCOUNT CLERK	1	1	1	29 A
2501	PROGRAMMER ANALYST III	1	1	1	45 A
2502	PROGRAMMER ANALYST II	1	1	1	43 C
2503	PROGRAMMER ANALYST I	1	1	1	39.5 A
2510	SENIOR ACCOUNT CLERK	1	1	1	32 A
2700	INTERMEDIATE CLERK				28 A
	OR				
2705	INTERMEDIATE TYPIST	56	56	54	28 A
2710	JUNIOR CLERK				24.5 A
	OR				
2715	JUNIOR TYPIST	4	4	4	24.5 A
2730	SENIOR CLERK	14	15	14	32 A
2745	SUPERVISING CLERK	4	5	4	35.5 A
2760	INTERMEDIATE STENOGRAPHER	4	4	4	29.5 A
2767	SECRETARY II	2	2	2	33 A
2810	TELEPHONE OPERATOR AND INFORMATION CLERK	3	3	3	27.5 A
3004	ASSISTANT CHIEF, ASSESSMENT RECORDS DIVISION	1	1	1	40.5 A
3005	CHIEF, ASSESSMENT RECORDS DIVISION	1	1	1	47.5 A
3030	KEY PUNCH OPERATOR	5	6	5	29 A
3035	KEY PUNCH SUPERVISOR	1	1	1	32 A
3038	LAYOUT COMPOSER	1	1	1	32 A
3600	ASSESSMENT MAPPING SUPERVISOR	2	2	2	42 A
3601	ASSISTANT CHIEF, ASSESSMENT MAPPING DIVISION	1	1	1	44 A

COUNTY OF SAN DIEGO FINAL BUDGET  
1972-1973  
SCHEDULE OF POSITIONS

BUDGET UNIT - 0500 ASSESSOR

CLASS NO.	TITLE	NUMBER OF AUTHORIZED POSITIONS			RANGE AND STEP OR FOOTNOTE
		CURRENT 1971-72	RECOMMENDED 1972-73	APPROVED 1972-73	
3665	CHIEF, ASSESSMENT MAPPING DIVISION	1	1	1	47 A
3800	DRAFTSMAN III	2	4	2	40 A
3801	DRAFTSMAN II OR				37.5 A
3802	DRAFTSMAN I	18	23	18	34.5 A
5503	APPRAISER III	22	22	22	44.5 A
5504	APPRAISER II	38	42		42 A
5504	APPRAISER II OR				42 A
5505	APPRAISER I				39.5 A
5510	APPRAISER AID OR			72	36.5 A
5505	APPRAISER I OR				39.5 A
5510	APPRAISER AID	34	36		36.5 A
5512	APPRAISER SUPERVISOR	11	11	11	46.5 A
5516	ASSESSORS FIELD ASSISTANT	1	1	1	44.5 A
5522	ASSISTANT CHIEF, REALTY DIVISION	1	1	1	48.5 A
5523	ASSISTANT CHIEF, BUSINESS DIVISION	1	1	1	48.5 A
5526	AUDIT-APPRAISER III	4	4	4	45 A
5527	AUDIT APPRAISER II OR				42.5 C
2500	JUNIOR ACCOUNTANT OR				36.5 C
5528	AUDIT APPRAISER I	9	14	9	42.5 A
5529	AUDIT-APPRAISER SUPERVISOR	2	2	2	47 A
5532	CHIEF, BUSINESS DIVISION	1	1	1	50.5 A
5533	CHIEF, BUREAU OF VALUATION	1	1	1	51.5 C
5535	EXEMPTIONS SUPERVISOR	1	1	1	45.5 A
5536	CHIEF, REALTY DIVISION	1	1	1	50.5 A
5537	CHIEF, STANDARDS DIVISION	1	1	1	48.5 A
5590	VALUATION ESTIMATOR	1	1	1	46.5 A
8010	APPRAISER CODER		4		30 A
9999	TEMPORARY AND SEASONAL EMPLOYEES	129	131	135*	202
		390*	417*	394*	

BUDGET UNIT - 0600 TAX COLLECTOR

CLASS NO.	TITLE	NUMBER OF AUTHORIZED POSITIONS			RANGE AND STEP OR FOOTNOTE
		CURRENT 1971-72	RECOMMENDED 1972-73	APPROVED 1972-73	
	STATUTORY POSITIONS				
0170	TAX COLLECTOR	1	1	1	206
	UNCLASSIFIED POSITIONS				
0270	CHIEF DEPUTY COUNTY TAX COLLECTOR	1	1	1	45 E
	CLASSIFIED POSITIONS				
2303	ADMINISTRATIVE ASSISTANT II		1		44.5 A
2403	ACCOUNTING TECHNICIAN			1	35.5 A
2430	CASHIER	5	5	4	30.5 A
2449	CHIEF OF FIELD COLLECTIONS	1	1	1	40 A
2456	CHIEF, SECURED TAX SERVICES	1	1	1	40 A
2490	FIELD DEPUTY TAX COLLECTOR	4	4	4	37.5 A
2493	INTERMEDIATE ACCOUNT CLERK	6	6	6	29 A
2505	SENIOR ACCOUNTANT	1	1	1	43.5 A
2510	SENIOR ACCOUNT CLERK	3	3	3	32 A
2513	SENIOR CASHIER			1	33 A
2700	INTERMEDIATE CLERK OR				28 A
2705	INTERMEDIATE TYPIST	16	16	16	28 A
2730	SENIOR CLERK OR				32 A
2740	SENIOR TYPIST	7	7	7	32 A
2745	SUPERVISING CLERK	4	4	3	35.5 A



COUNTY OF SAN DIEGO FINAL BUDGET  
1972-1973  
SCHEDULE OF POSITIONS

## BUDGET UNIT - 0600 TAX COLLECTOR

CLASS NO.	TITLE	NUMBER OF AUTHORIZED POSITIONS			RANGE AND STEP OR FOOTNOTE
		CURRENT 1971-72	RECOMMENDED 1972-73	APPROVED 1972-73	
2760	INTERMEDIATE STENOGRAPHER	3	3	3	29.5 A
2768	SECRETARY I	1	2	1	30 A
3011	CHIEF, DELINQUENT SECURED TAXES	1	1	1	39 A
9999	TEMPORARY AND SEASONAL EMPLOYEES	80	80	80	202
		135*	137*	135*	

## BUDGET UNIT - 0700 PURCHASING AGENT

CLASS NO.	TITLE	NUMBER OF AUTHORIZED POSITIONS			RANGE AND STEP OR FOOTNOTE
		CURRENT 1971-72	RECOMMENDED 1972-73	APPROVED 1972-73	
	CLASSIFIED POSITIONS				
2160	PURCHASING AGENT	1	1	1	51.5 C
2263	CHIEF DEPUTY PURCHASING AGENT	1	1	1	45.5 A
2601	ASSISTANT BUYER	2	2	2	37 A
2605	AUTOMOTIVE PARTS MAN II	1	1	1	37.5 A
2606	AUTOMOTIVE PARTS MAN I	2	2	2	33.5 A
2610	BUYER	4	5	4	40 A
2620	PROPERTY AND SALVAGE COORDINATOR	1	1	1	36.5 A
2640	SENIOR BUYER	1	1	1	42 A
2650	STOCK CLERK	7	7	7	31 A
2658	STOREKEEPER II	1	1	1	35.5 A
2705	INTERMEDIATE TYPIST	1	1	1	28 A
2715	JUNIOR TYPIST	4	4	4	24.5 A
2730	SENIOR CLERK	1	1	1	32 A
2760	INTERMEDIATE STENOGRAPHER	1	1	1	29.5 A
2767	SECRETARY II	1	1	1	33 A
9999	TEMPORARY AND SEASONAL EMPLOYEES	2	2	2	202
		31*	32*	31*	

## BUDGET UNIT - 0750 PURCHASING AGENT, CENTRAL DUPLICATING SERVICE

CLASS NO.	TITLE	NUMBER OF AUTHORIZED POSITIONS			RANGE AND STEP OR FOOTNOTE
		CURRENT 1971-72	RECOMMENDED 1972-73	APPROVED 1972-73	
	CLASSIFIED POSITIONS				
3038	LAYOUT COMPOSER	1	1	1	32 A
3050	OFFSET EQUIPMENT OPERATOR	3	3	3	30.5 A
3050	OFFSET EQUIPMENT OPERATOR				30.5 A
	OR				
3051	OFFSET EQUIPMENT TRAINEE	1	2	1	25.5 A
3070	PUBLICATIONS SUPERVISOR	1	1	1	37 A
3073	SENIOR OFFSET EQUIPMENT OPERATOR	1	1	1	32.5 A
9999	TEMPORARY AND SEASONAL EMPLOYEES	4			202
		11*	8*	7*	

## BUDGET UNIT - 0800 COUNTY COUNSEL

CLASS NO.	TITLE	NUMBER OF AUTHORIZED POSITIONS			RANGE AND STEP OR FOOTNOTE
		CURRENT 1971-72	RECOMMENDED 1972-73	APPROVED 1972-73	
	CLASSIFIED POSITIONS				
2493	INTERMEDIATE ACCOUNT CLERK	1	1	1	29 A
2705	INTERMEDIATE TYPIST	2	2	2	28 A
2740	SENIOR TYPIST	1	1	1	5 A
2760	INTERMEDIATE STENOGRAPHER	6	6	6	29.5 A
2905	LEGAL STENOGRAPHER	4	5	5	33 A
2932	SUPERVISING LEGAL STENOGRAPHER	1	1	1	35 A
3900	ASSISTANT COUNTY COUNSEL	1	1	1	57.5 A
3902	COUNTY COUNSEL	1	1	1	61 C
3906	DEPUTY COUNTY COUNSEL IV	3	3	3	55.5 A
3907	DEPUTY COUNTY COUNSEL III				52 A
	OR				
3908	DEPUTY COUNTY COUNSEL II				48.5 A
	OR				
3909	DEPUTY COUNTY COUNSEL I	15	15	15	42.5 B

COUNTY OF SAN DIEGO FINAL BUDGET  
1972-1973  
SCHEDULE OF POSITIONS

BUDGET UNIT - 0800 COUNTY COUNSEL

CLASS NO.	TITLE	NUMBER OF CURRENT 1971-72	AUTHORIZED POSITIONS RECOMMENDED 1972-73	APPROVED 1972-73	RANGE AND STEP OR FOOTNOTE
9999	TEMPORARY AND SEASONAL EMPLOYEES	2	2	2	202
		37*	38*	38*	

BUDGET UNIT - 0900 CIVIL SERVICE AND PERSONNEL

CLASS NO.	TITLE	NUMBER OF CURRENT 1971-72	AUTHORIZED POSITIONS RECOMMENDED 1972-73	APPROVED 1972-73	RANGE AND STEP OR FOOTNOTE
	UNCLASSIFIED POSITIONS				
0445	MEMBER, CIVIL SERVICE COMMISSION	5	5	5	204
0450	HEARING OFFICER	2	5	5	207
	CLASSIFIED POSITIONS				
2133	DIRECTOR OF PERSONNEL	1	1	1	55.5 C
2215	ASSISTANT DIRECTOR OF PERSONNEL	1	1	1	50.5 A
2306	ADMINISTRATIVE TRAINEE				36.5 A
	OR				
2313	ASSISTANT PERSONNEL ANALYST	3	3		41 A
2317	ASSISTANT SAFETY OFFICER	1	1	1	38.5 A
2323	ASSOCIATE PERSONNEL ANALYST	7	5		44.5 A
2323	ASSOCIATE PERSONNEL ANALYST				44.5 A
	OR				
2313	ASSISTANT PERSONNEL ANALYST				41 A
	OR				
2306	ADMINISTRATIVE TRAINEE			8	36.5 A
2327	CLAIMS EXAMINER	1	1	1	44.5 A
2335	PERSONNEL ASSISTANT	1			36.5 A
2338	PRINCIPAL PERSONNEL ANALYST	1	1	1	49.5 A
2345	SAFETY OFFICER	1	1	1	47 A
2353	AFFIRMATIVE ACTION OFFICER		2	2	44.5 A
2360	SR PERS ANALYST	2			46 A
2370	SUGGESTION AWARDS COORDINATOR	1	1	1	46.5 A
2375	SUPERVISING PERSONNEL ANALYST	2	5	5	47 A
2380	TRAINING OFFICER	1	1	1	46.5 A
2493	INTERMEDIATE ACCOUNT CLERK	1	1	1	29 A
2700	INTERMEDIATE CLERK				28 A
	OR				
2705	INTERMEDIATE TYPIST	14	13	12	28 A
2730	SENIOR CLERK				32 A
	OR				
2740	SENIOR TYPIST	5	6	6	32 A
2745	SUPERVISING CLERK	1	1	1	35.5 A
2760	INTERMEDIATE STENOGRAPHER	2	2	3	29.5 A
2767	SECRETARY II	1	1	1	33 A
2768	SECRETARY I	1	1	1	30 A
3050	OFFSET EQUIPMENT OPERATOR	1	1	1	30.5 A
9999	TEMPORARY AND SEASONAL EMPLOYEES	18	40	40	202
		74*	100*	100*	

BUDGET UNIT - 1000 REGISTRAR OF VOTERS

CLASS NO.	TITLE	NUMBER OF CURRENT 1971-72	AUTHORIZED POSITIONS RECOMMENDED 1972-73	APPROVED 1972-73	RANGE AND STEP OR FOOTNOTE
	CLASSIFIED POSITIONS				
2163	REGISTRAR OF VOTERS	1	1	1	50 C
2233	ASSISTANT REGISTRAR OF VOTERS	1	1	1	45 A
2302	ADMINISTRATIVE ASSISTANT III		1		41 B
2303	ADMINISTRATIVE ASSISTANT II				44.5 A
	OR				
2304	ADMINISTRATIVE ASSISTANT I				41 A
	OR				
2306	ADMINISTRATIVE TRAINEE			1	36.5 A
2470	EDP SUPERVISOR, REGISTRAR OF VOTERS	1	1	1	43.5 A
2500	JUNIOR ACCOUNTANT	1	1	1	36.5 C

COUNTY OF SAN DIEGO FINAL BUDGET  
1972-1973  
SCHEDULE OF POSITIONS

## BUDGET UNIT - 1000 REGISTRAR OF VOTERS

CLASS NO.	TITLE	NUMBER OF CURRENT 1971-72	OF AUTHORIZED RECOMMENDED 1972-73	POSITIONS APPROVED 1972-73	RANGE AND STEP OR FOOTNOTE
2700	INTERMEDIATE CLERK				28 A
	OR				
2705	INTERMEDIATE TYPIST	12	17	17	28 A
2725	PRINCIPAL CLERK	1	1	1	38.5 A
2730	SENIOR CLERK	6	6	6	32 A
2745	SUPERVISING CLERK	5	5	5	35.5 A
2767	SECRETARY II	1	1	1	33 A
2810	TELEPHONE OPERATOR AND INFORMATION CLERK	1	1	1	27.5 A
3021	ELECTION PROCESSING SUPERVISOR	1	1	1	39.5 A
3030	KEY PUNCH OPERATOR	3	4	4	29 A
3072	SENIOR DATA PROCESSING OPERATOR	1	1	1	35.5 A
9999	TEMPORARY AND SEASONAL EMPLOYEES	400	500	500	202
		435*	542*	542*	

## BUDGET UNIT - 1200 PUBLIC WORKS AGENCY

CLASS NO.	TITLE	NUMBER OF CURRENT 1971-72	OF AUTHORIZED RECOMMENDED 1972-73	POSITIONS APPROVED 1972-73	RANGE AND STEP OR FOOTNOTE
	UNCLASSIFIED POSITIONS				
0448	APPOINTIVE MEMBER, PWA ADVISORY BOARD	7	7	7	246
	CLASSIFIED POSITIONS				
2159	PUBLIC WORKS ADMINISTRATOR	1	1	1	61 C
2302	ADMINISTRATIVE ASSISTANT III			1	46.5 A
2303	ADMINISTRATIVE ASSISTANT II	1	2		44.5 A
2303	ADMINISTRATIVE ASSISTANT II				44.5 A
	OR				
2304	ADMINISTRATIVE ASSISTANT I				41 A
	OR				
2306	ADMINISTRATIVE TRAINEE			5	36.5 A
2304	ADMINISTRATIVE ASSISTANT I				41 A
	OR				
2306	ADMINISTRATIVE TRAINEE	3	3		36.5 A
2309	ASST CONT COMPL OFFC			1	39 A
2320	ASSOC ADMIN ANALYST	1			43.5 A
2321	ENDOWMENT OFFICER	1	1	1	48.5 C
2326	CONTRACT COMPLIANCE OFFICER	1	1	1	43.5 A
2346	MANAGEMENT ASSISTANT III				50 A
	OR				
2347	MANAGEMENT ASSISTANT II				47 A
	OR				
2348	MANAGEMENT ASSISTANT I	1	1	1	44 A
2403	ACCOUNTING TECHNICIAN			1	35.5 A
2403	ACCOUNTING TECH				35.5 A
	OR				
2425	ASSOC ACCOUNTANT		1		42 A
2405	ASSISTANT ACCOUNTANT				40 C
	OR				
2500	JUNIOR ACCOUNTANT	3	3		36.5 C
2421	ASSISTANT FISCAL AND PERSONNEL DIRECTOR	1	1	1	47.5 A
2425	ASSOCIATE ACCOUNTANT				42 A
	OR				
2405	ASSISTANT ACCOUNTANT				40 C
	OR				
2500	JUNIOR ACCOUNTANT			3	36.5 C
2471	DATA PROCESSING SUPERVISOR, SCHOOLS	1	1	1	47.5 A
2473	EDP SUPERVISOR, PUBLIC WORKS AGENCY	1	1	1	40 A
2474	ENG AST BUS FIN OFCR	1	1		45.5 A
2489	FISCAL AND PERSONNEL DIRECTOR	1	1	1	50.5 A
2493	INTERMEDIATE ACCOUNT CLERK	8	8	8	29 A
2496	PROGRAMMER TRAINEE				35.5 A
	OR				
2498	PROGRAMMER	2	2	2	35.5 A

COUNTY OF SAN DIEGO FINAL BUDGET  
1972-1973  
SCHEDULE OF POSITIONS

BUDGET UNIT - 1200 PUBLIC WORKS AGENCY

CLASS NO.	TITLE	NUMBER OF CURRENT 1971-72	AUTHORIZED POSITIONS RECOMMENDED 1972-73	APPROVED 1972-73	RANGE AND STEP OR FOOTNOTE
2497	PRINCIPAL ACCOUNTANT	1	2	2	46.5 A
2501	PROGRAMMER ANALYST III	1	1	1	45 A
2502	PROGRAMMER ANALYST II OR				43 C
2503	PROGRAMMER ANALYST I	3	3	3	39.5 A
2505	SENIOR ACCOUNTANT	2	2	2	43.5 A
2510	SENIOR ACCOUNT CLERK	7	6	6	32 A
2700	INTERMEDIATE CLERK OR				28 A
2705	INTERMEDIATE TYPIST	10	9	9	28 A
2725	PRINCIPAL CLERK	1	1	1	38.5 A
2730	SENIOR CLERK	4	4	4	32 A
2740	SENIOR TYPIST		1	1	22 A
2745	SUPERVISING CLERK	2	2	2	35.5 A
2760	INTERMEDIATE STENOGRAPHER	10	10	10	29.5 A
2767	SECRETARY II	1	1	1	33 A
2770	SENIOR STENOGRAPHER	2	3	2	32.5 A
3020	DATA PROCESSING OPERATOR	1	1	1	33.5 A
3030	KEY PUNCH OPERATOR	3	3	3	29 A
3035	KEY PUNCH SUPERVISOR	1	1	1	32 A
3072	SENIOR DATA PROCESSING OPERATOR	1	1	1	35.5 A
3503	ASSISTANT LANDSCAPE ARCHITECT	1			41 A
3504	ASSOCIATE LANDSCAPE ARCHITECT	2	2	2	44 A
3526	PARK DEVELOPMENT DIRECTOR	1	1	1	51 A
3547	SENIOR LANDSCAPE ARCHITECT	1	1	1	46.5 A
3555	SERVICE AREA PLANNER COORDINATOR	1	1	1	50.5 A
3615	ASSISTANT CIVIL ENGINEER	2	2	2	43 B
3635	ASSOCIATE CIVIL ENGINEER	3	3	2	46 B
3695	JUNIOR CIVIL ENGINEER	2	2	2	40 A
3720	SENIOR CIVIL ENGINEER		1	1	49 A
3800	DRAFTSMAN III	1	1	1	40 A
3801	DRAFTSMAN II	4	5	4	37.5 A
3810	ENGINEERING AID	2	2	2	34.5 A
3813	ENGINEERING TECHNICIAN II		1	1	40 A
3817	GRAPHIC ARTIST	1	1	1	40 A
5500	AIRPORT MANAGER	1	1	1	41 A
5501	AIRPORT OPERATIONS DIRECTOR	1	1	1	49 A
5502	AIRPORT OPERATIONS LIAISON OFFICER	1	1	1	45 C
5520	ASSISTANT AIRPORT MANAGER	3	3	3	36.5 A
5524	ASSISTANT RIGHT-OF-WAY AGENT OR				40.5 A
5538	JUNIOR RIGHT-OF-WAY AGENT	3			36.5 A
5525	ASSOCIATE RIGHT-OF-WAY AGENT OR				44 A
5524	ASSISTANT RIGHT-OF-WAY AGENT OR				40.5 A
5538	JUNIOR RIGHT-OF-WAY AGENT		21	21	36.5 A
5543	REAL PROPERTY DIRECTOR	1	1	1	51.5 C
5550	RIGHT-OF-WAY AGENT	12			42.5 A
5550	RIGHT-OF-WAY AGENT OR				42.5 A
5524	ASSISTANT RIGHT-OF-WAY AGENT	1			40.5 A
5560	SENIOR AIRPORT MANAGER	1	1	1	43 A
5570	SENIOR RIGHT-OF-WAY AGENT	6	5	5	46.5 C
5585	SUPERVISING RIGHT-OF-WAY AGENT	1	3	3	49.5 C
7000	AIRPORT OPERATIONS ASSISTANT	9	9	9	32.5 A
7901	ASSISTANT CONTRACT COMPLIANCE OFFICER		1		39 A
9999	TEMPORARY AND SEASONAL EMPLOYEES	44	44	42	202
		189*	199*	195*	

BUDGET UNIT - 1300 DEPARTMENT OF GENERAL SERVICES

CLASS NO.	TITLE	NUMBER OF CURRENT 1971-72	AUTHORIZED POSITIONS RECOMMENDED 1972-73	APPROVED 1972-73	RANGE AND STEP OR FOOTNOTE
2125	DIRECTOR OF GENERAL SERVICES	1	1	1	55.5 C

CLASSIFIED POSITIONS

COUNTY OF SAN DIEGO FINAL BUDGET  
1972-1973  
SCHEDULE OF POSITIONS

## BUDGET UNIT - 1300 DEPARTMENT OF GENERAL SERVICES

CLASS NO.	TITLE	NUMBER OF AUTHORIZED POSITIONS			RANGE AND STEP OR FOOTNOTE
		CURRENT 1971-72	RECOMMENDED 1972-73	APPROVED 1972-73	
2219	ASSISTANT DIRECTOR OF GENERAL SERVICES	1	1	1	52 A
2302	ADMINISTRATIVE ASSISTANT III			1	46.5 A
2303	ADMINISTRATIVE ASSISTANT II	2	2		44.5 A
2303	ADMINISTRATIVE ASSISTANT II				44.5 A
	OR				
2304	ADMINISTRATIVE ASSISTANT I				41 A
	OR				
2306	ADMINISTRATIVE TRAINEE			2	36.5 A
2304	ADMINISTRATIVE ASSISTANT I				41 A
	OR				
2306	ADMINISTRATIVE TRAINEE	1	1		36.5 A
2491	FISCAL ANALYST	1	1	1	46 A
2510	SENIOR ACCOUNT CLERK	1	1	1	32 A
2615	ELECTRONIC PARTS MAN	1	2	2	33.5 A
2700	INTERMEDIATE CLERK				28 A
	OR				
2705	INTERMEDIATE TYPIST	11	15	15	28 A
2710	JUNIOR CLERK				24.5 A
	OR				
2715	JUNIOR TYPIST	1	1	1	24.5 A
2730	SENIOR CLERK				32 A
	OR				
2740	SENIOR TYPIST	4	6	6	32 A
2760	INTERMEDIATE STENOGRAPHER	1	1	1	29.5 A
2767	SECRETARY II	2	2	2	33 A
2770	SENIOR STENOGRAPHER	3	3	3	32.5 A
2800	RADIO TELEPHONE OPERATOR	3	3	3	31 A
2808	SENIOR RADIO TELEPHONE OPERATOR	1	1	1	33 A
2810	TELEPHONE OPERATOR AND INFORMATION CLERK	14	15	14	27.5 A
2813	TELEPHONE SERVICES COORDINATOR	1	1	1	36 A
2815	TELEPHONE SUPERVISOR	2	2	2	29.5 A
3010	CHIEF, CENTRAL RECORDS SERVICE		1	1	39 A
3039	MAIL CLERK DRIVER	13	12	12	28.5 A
3040	MICROFILM OPERATOR		2	2	28 A
3045	MICROFILM SUPERVISOR		1	1	33.5 A
3047	MAIL CENTER SUPERVISOR	1	1	1	35.5 A
3053	PHOTO REDUCTION TECHNICIAN		1	1	32 A
3074	SENIOR MAIL CLERK DRIVER	1	1	1	30.5 A
3500	ARCHITECT	6	6	6	47 A
3505	ARCHITECTURAL DESIGNER	5	5	5	42.5 C
3506	ARCHITECTURAL MASTER PLANNER	2	2	2	47 A
3510	BUILDING CONSTRUCTION INSPECTOR	4	4	4	43 C
3517	DEPUTY DIRECTOR, ARCHITECTURAL SERVICES			1	51 A
3517	CHIEF, ARCHITECTURAL DIVISION	1	1		51 A
3548	SENIOR ARCHITECTURAL DESIGNER	1	1	1	46.5 A
3570	SUPERVISING ARCHITECT	1	1	1	49 A
3620	ASSISTANT ELECTRONICS ENGINEER	1	2	2	43 C
3635	ASSOCIATE CIVIL ENGINEER	1	1	1	46 C
3640	ASSOCIATE ELECTRICAL ENGINEER	1	1	1	46 A
3643	ASSOCIATE MECHANICAL ENGINEER	1	1	1	46 A
3650	ASSOCIATE STRUCTURAL ENGINEER	1	1	1	46 B
3679	ELECTRONICS ENGINEER	1	1	1	51 A
3682	DEPUTY DIRECTOR, COMMUNICATIONS	1	1	1	52.5 A
3683	DEPUTY DIRECTOR, FACILITIES MAINTENANCE	1	1	1	52.5 A
5884	BUILDING MAINTENANCE ENGINEER	22	21	21	38.5 A
5885	BUILDING MAINTENANCE FOREMAN II	6	7	7	40.5 A
5887	BUILDING MAINTENANCE SUPERVISOR	2	2	2	42.5 A
5889	BUILDING MECHANICAL SPECIALIST	1	1	1	44.5 A
5905	CARPENTER	13	13	13	38 D
5910	CARPENTER FOREMAN	2	2		40 C
5915	CHIEF, CONSTRUCTION AND REPAIR DIVISION	1	1	1	49.5 A
5920	ELECTRICIAN	6	7	7	40.5 D

COUNTY OF SAN DIEGO FINAL BUDGET  
1972-1973  
SCHEDULE OF POSITIONS

BUDGET UNIT - 1300 DEPARTMENT OF GENERAL SERVICES

CLASS NO.	TITLE	NUMBER CURRENT 1971-72	OF AUTHORIZED RECOMMENDED 1972-73	POSITIONS APPROVED 1972-73	RANGE OR FOOTNOTE	STEP
5925	ELECTRICIAN FOREMAN	1	1	1	42.5	C
5928	ESTIMATOR OF BUILDING CONSTRUCTION	2	3	3	43.5	A
5929	LOCKSMITH	1	1	1	36.5	A
5930	MASON	3	3	3	39	C
5935	MASON FOREMAN	1	1	1	41	C
5940	PAINTER	13	13	13	38	D
5945	PAINTER FOREMAN	1	1	1	40	C
5950	PLUMBER	4	4	4	40.5	D
5955	PLUMBER FOREMAN				42.5	C
	OR					
5955	PLUMBER FOREMAN	1	1	1	41.5	C
5959	REFRIGERATION FOREMAN	1	1	1	41.5	D
5960	REFRIGERATION MECHANIC	4	4	4	40.5	D
5965	SENIOR MECHANICAL FOREMAN	1	1	1	44.5	A
5970	SIGN PAINTER	1	1	1	39	D
5975	SUPERVISOR OF CONSTRUCTION AND MAINTENANCE	1	1	1	47.5	A
5985	UTILITY SENIOR FOREMAN	1	1	1	44.5	A
6009	MAINTENANCE TECHNICIAN	3	5	5	39	A
6100	AUTOMOTIVE MECHANIC	9	9	9	37	C
6104	DEPUTY DIRECTOR, FLEET OPERATIONS	1	1	1	48.5	A
6105	EQUIPMENT GENERAL FOREMAN	1	1	1	43	A
6110	EQUIPMENT MECHANIC	17	14	14	37.5	C
6115	EQUIPMENT SENIOR FOREMAN	1	1	1	41	A
6120	EQUIPMENT SERVICEMAN II	3	3	3	33	A
6121	EQUIPMENT SERVICEMAN I	12	11	11	31	A
6130	EQUIPMENT SHOP FOREMAN	5	4	4	39.5	A
6140	MACHINIST	1	1	1	37.5	C
6149	RADIO TECHNICIAN III	4	4	4	42.5	A
6150	RADIO TECHNICIAN II				40.5	A
	OR					
6151	RADIO TECHNICIAN I				38.5	A
	OR					
6152	RADIO TECHNICIAN TRAINEE	17	17	17	36.5	A
6160	SENIOR RADIO TECHNICIAN	1	1	1	44.5	A
6164	TRAFFIC SIGNAL TECHNICIAN III			1	42.5	A
6164	SENIOR TRAFFIC SIGNAL TECHNICIAN	1	1		42.5	A
6165	TRAFFIC SIGNAL TECHNICIAN II				40.5	A
	OR					
6166	TRAFFIC SIGNAL TECHNICIAN I				38.5	A
	OR					
6167	TRAFFIC SIGNAL TECHNICIAN TRAINEE			2	36.5	A
6173	TRAFFIC SIGNAL AID	1	1		37	A
6175	TRAFFIC SIGNAL TECHNICIAN	1	1		39.5	D
6180	WELDER	5	5	5	37.5	C
6200	BUILDING MAINTENANCE ENGINEER ASSISTANT II				36.5	A
	OR					
6201	BUILDING MAINTENANCE ENGINEER ASSISTANT I	8	15	15	34.5	A
6210	ELECTRICIAN ASSISTANT II				36.5	A
	OR					
6211	ELECTRICIAN ASSISTANT I	5	5	5	34.5	A
6220	MASON TENDER II				36.5	A
	OR					
6221	MASON TENDER I	3	4	4	34.5	A
6230	PLUMBER ASSISTANT II				36.5	A
	OR					
6231	PLUMBER ASSISTANT I	4	4	4	34.5	A
6240	REFRIGERATION MECHANIC ASSISTANT II				36.5	A
	OR					
6241	REFRIGERATION MECHANIC ASSISTANT I	4	4	4	34.5	A
6251	WELDER ASSISTANT I	1	1	1	34.5	A
6305	GARDENER				31.5	A
	OR					
6320	GROUNDSMAN GARDENER	26	26	26	28.5	A

COUNTY OF SAN DIEGO FINAL BUDGET  
1972-1973  
SCHEDULE OF POSITIONS

## BUDGET UNIT - 1300 DEPARTMENT OF GENERAL SERVICES

CLASS NO.	TITLE	NUMBER OF CURRENT 1971-72	AUTHORIZED RECOMMENDED 1972-73	POSITIONS APPROVED 1972-73	RANGE AND STEP OR FOOTNOTE
6310	GARDENER FOREMAN	2	2	2	35 A
6315	GARDENER SUPERVISOR	1	1	1	36.5 A
7008	ASSISTANT CHIEF, BUILDING SERVICES DIVISION	1	1	1	39.5 A
7016	BUILDING SERVICES FOREMAN	4	4	4	34 A
7018	CHIEF, BUILDING SERVICES DIVISION	1			43.5 A
7030	CUSTODIAN III	29	29	29	29.5 A
7031	CUSTODIAN II	205	205	205	27.5 A
7040	DEPUTY DIRECTOR, BUILDING SERVICES	1	1	1	45.5 A
7066	PARKING LOT ATTENDANT	2	2	2	24.5 A
7085	SUPERVISING CUSTODIAN	4	4	4	32 A
7098	WATCHMAN	28	28	28	27.5 A
7100	WINDOW CLEANER	4	4	4	31 A
7510	LABORER	13			30 A
7525	SKILLED LABORER	4			32.5 A
7535	UTILITY FOREMAN II	3	3	3	38 A
7539	UTILITYMAN III	6	6	6	36 A
7540	UTILITYMAN II	12	11	11	34 A
7541	UTILITYMAN I	19			31 A
	OR				33 A
7518	PUBLIC WORKS TRAINEE		28	28	31 A
9999	TEMPORARY AND SEASONAL EMPLOYEES	60	60	60	202
		714*	726*	725*	

## BUDGET UNIT - 2000 SUPERIOR COURTS

CLASS NO.	TITLE	NUMBER OF CURRENT 1971-72	AUTHORIZED RECOMMENDED 1972-73	POSITIONS APPROVED 1972-73	RANGE AND STEP OR FOOTNOTE
	UNCLASSIFIED POSITIONS				
0501	INTERMEDIATE STENOGRAPHER	3	2	2	28.5 A
0502	SENIOR STENOGRAPHER	1	1	1	31.5 A
0505	CONCILIATION COUNSELOR	1	1	1	47.5 E
0506	ASSOCIATE CONCILIATION COUNSELOR	2	2	2	45 E
0512	SENIOR ASSISTANT SECRETARY TO SUPERIOR COURT	1	1	1	210
0515	ASSISTANT SECRETARY TO SUPERIOR COURT	5	7	7	209
0520	JURY COMMISSIONER	1	1	1	208
0525	CHIEF DEPUTY JURY COMMISSIONER	1	1	1	210
0530	LEGAL RESEARCH ASSISTANT			2	41.5 A
0535	DEPUTY JURY COMMISSIONER	4	2	2	211
0538	REFEREE	3	3	3	50 E
	STATUTORY POSITIONS				
0540	COURT REPORTERS, SUPERIOR COURT	31	31	31	212
0570	JUDGE OF THE SUPERIOR COURT	28	28	28	213
	CLASSIFIED POSITIONS				
8041	LEGAL RESEARCH ASSISTANT		2		41.5 A
9999	TEMPORARY AND SEASONAL EMPLOYEES	9	9	9	202
		90*	91*	91*	

## BUDGET UNIT - 2070 SUPERIOR COURT, MENTAL HEALTH COUNSELOR

CLASS NO.	TITLE	NUMBER OF CURRENT 1971-72	AUTHORIZED RECOMMENDED 1972-73	POSITIONS APPROVED 1972-73	RANGE AND STEP OR FOOTNOTE
	CLASSIFIED POSITIONS				
2705	INTERMEDIATE TYPIST	3	3	3	28 A
2770	SENIOR STENOGRAPHER	1	1	1	32.5 A
5061	DEPUTY COUNSELOR IN MENTAL HEALTH II				42.5 A
	OR				
5062	DEPUTY COUNSELOR IN MENTAL HEALTH I	3	3	3	40.5 A
5108	SUPERVISING COUNSELOR IN MENTAL HEALTH	1	1	1	44.5 A
9999	TEMPORARY AND SEASONAL EMPLOYEES	2	2	2	202
		10*	10*	10*	

## BUDGET UNIT - 2100 EL CAJON MUNICIPAL COURT

CLASS NO.	TITLE	NUMBER OF CURRENT 1971-72	AUTHORIZED RECOMMENDED 1972-73	POSITIONS APPROVED 1972-73	RANGE AND STEP OR FOOTNOTE
	STATUTORY POSITIONS				
0545	COURT REPORTER, OUTLYING COURTS	1	1	1	214

COUNTY OF SAN DIEGO FINAL BUDGET  
1972-1973  
SCHEDULE OF POSITIONS

BUDGET UNIT - 2100 EL CAJON MUNICIPAL COURT

CLASS NO.	TITLE	NUMBER OF AUTHORIZED POSITIONS CURRENT 1971-72	RECOMMENDED 1972-73	APPROVED 1972-73	RANGE AND STEP OR FOOTNOTE
0580	JUDGE OF THE MUNICIPAL COURT UNCLASSIFIED POSITIONS	4	4	4	215
0606	CHIEF DEPUTY	1	1	1	240
0610	DEPUTY CLERK IV	6	6	6	216
0611	DEPUTY CLERK III	13	14	14	217
0612	DEPUTY CLERK II	6	6	6	218
0613	DEPUTY CLERK I	5	6	6	219
0619	DEPUTY CLERK, KEY PUNCH OPERATOR	2	2	2	220
0620	DEPUTY CLERK, STENOGRAPHER	1	1	1	241
0650	CLERK, MUNICIPAL COURT	1	1	1	221
9999	TEMPORARY AND SEASONAL EMPLOYEES	2	2	2	202
		42*	44*	44*	

BUDGET UNIT - 2200 NORTH COUNTY MUNICIPAL COURT

CLASS NO.	TITLE	NUMBER OF AUTHORIZED POSITIONS CURRENT 1971-72	RECOMMENDED 1972-73	APPROVED 1972-73	RANGE AND STEP OR FOOTNOTE
0546	COURT REPORTER, NORTH COUNTY UNCLASSIFIED POSITIONS	2	2	2	252
0580	JUDGE OF THE MUNICIPAL COURT STATUTORY POSITIONS	5	5	5	215
0609	CHIEF DEPUTY CLERK	1	1	1	240
0610	DEPUTY CLERK IV	7	8	8	216
0611	DEPUTY CLERK III	15	16	16	217
0612	DEPUTY CLERK II	12	13	13	218
0613	DEPUTY CLERK I	10	5	5	219
0619	DEPUTY CLERK, KEY PUNCH OPERATOR	1	2	2	220
0620	DEPUTY CLERK, STENOGRAPHER	1	1	1	241
0653	CLERK, MUNICIPAL COURT, NORTH COUNTY	1	1	1	222
9999	TEMPORARY AND SEASONAL EMPLOYEES	2	2	2	202
		57*	54*	54*	

BUDGET UNIT - 2300 SAN DIEGO MUNICIPAL COURT

CLASS NO.	TITLE	NUMBER OF AUTHORIZED POSITIONS CURRENT 1971-72	RECOMMENDED 1972-73	APPROVED 1972-73	RANGE AND STEP OR FOOTNOTE
0530	LEGAL RESEARCH ASSISTANT STATUTORY POSITIONS	1	1		263
0543	CHIEF REPORTER UNCLASSIFIED POSITIONS	1	1	1	230
0544	COURT REPORTER, SAN DIEGO MUNICIPAL COURT	11	10	10	229
0580	JUDGE OF THE MUNICIPAL COURT	22	22	22	215
0585	TRAFFIC REFEREE			1	263
0600	ASSISTANT CLERK	1	1	1	254
0601	CLERK, MUNICIPAL COURT, SAN DIEGO	1	1	1	225
0603	DEPUTY CHIEF CLERK	5	5	5	227
0605	DEPUTY CLERK ASSISTANT CHIEF CLERK	5	5	5	228
0607	DEP. CLERK K P SUPERVISOR			1	
0608	SUPERV CLERK		4	4	
0610	DEPUTY CLERK IV	39	39	39	216
0611	DEPUTY CLERK III	37	37	37	217
0612	DEPUTY CLERK II	35	43	43	218
0613	DEPUTY CLERK I	65	55	55	219
0614	JUDICIAL SECRETARY	3	3	3	253
0615	DEPUTY CLERK, INTERPRETER	3	3	3	223
0619	DEPUTY CLERK, KEY PUNCH OPERATOR	12	11	11	220
0661	CHIEF JUDICIAL SEC	1	1	1	661
8013	DEPUTY CLERK-KEYPUNCH SUPERVISOR		1		
9999	TEMPORARY AND SEASONAL EMPLOYEES				202
		242*	243*	243*	



COUNTY OF SAN DIEGO FINAL BUDGET  
1972-1973  
SCHEDULE OF POSITIONS

BUDGET UNIT - 2500 JUSTICE COURT OF THE CORONADO JUDICIAL DISTRICT

CLASS NO.	TITLE	NUMBER OF CURRENT 1971-72	OF AUTHORIZED RECOMMENDED 1972-73	POSITIONS APPROVED 1972-73	RANGE AND STEP OR FOOTNOTE
0550	JUDGE OF THE CORONADO JUSTICE COURT STATUTORY POSITIONS	1	1	1	233
2705	INTERMEDIATE TYPIST CLASSIFIED POSITIONS	3	3	3	28 A
2740	SENIOR TYPIST	1	1	1	32 A
9999	TEMPORARY AND SEASONAL EMPLOYEES	2	2	2	202
		7*	7*	7*	

BUDGET UNIT - 2530 JUSTICE COURT OF THE FALLBROOK JUDICIAL DISTRICT

CLASS NO.	TITLE	NUMBER OF CURRENT 1971-72	OF AUTHORIZED RECOMMENDED 1972-73	POSITIONS APPROVED 1972-73	RANGE AND STEP OR FOOTNOTE
0553	JUDGE OF THE FALLBROOK JUSTICE COURT STATUTORY POSITIONS	1	1	1	236
2730	SENIOR CLERK CLASSIFIED POSITIONS				32 A
2740	SENIOR TYPIST OR	1	1	1	32 A
9999	TEMPORARY AND SEASONAL EMPLOYEES	2	2	2	202
		4*	4*	4*	

BUDGET UNIT - 2540 JUSTICE COURT OF THE EAST COUNTY JUDICIAL DISTRICT

CLASS NO.	TITLE	NUMBER OF CURRENT 1971-72	OF AUTHORIZED RECOMMENDED 1972-73	POSITIONS APPROVED 1972-73	RANGE AND STEP OR FOOTNOTE
0554	JUDGE OF THE EAST COUNTY JUSTICE COURT UNCLASSIFIED POSITIONS	1	1	1	234
2740	SENIOR TYPIST CLASSIFIED POSITIONS	1	1	1	32 A
9999	TEMPORARY AND SEASONAL EMPLOYEES	3	3	3	202
		5*	5*	5*	

BUDGET UNIT - 2550 JUSTICE COURT OF THE NATIONAL JUDICIAL DISTRICT

CLASS NO.	TITLE	NUMBER OF CURRENT 1971-72	OF AUTHORIZED RECOMMENDED 1972-73	POSITIONS APPROVED 1972-73	RANGE AND STEP OR FOOTNOTE
0555	JUDGE OF THE NATIONAL JUSTICE COURT STATUTORY POSITIONS	1	1	1	235
2705	INTERMEDIATE TYPIST CLASSIFIED POSITIONS	4	6	5	28 A
2740	SENIOR TYPIST	2	2	2	32 A
2930	SUPERVISING JUSTICE COURT CLERK	1	1	1	33 A
9999	TEMPORARY AND SEASONAL EMPLOYEES	1	1	1	202
		9*	11*	10*	

BUDGET UNIT - 2560 JUSTICE COURT OF THE RAMONA JUDICIAL DISTRICT

CLASS NO.	TITLE	NUMBER OF CURRENT 1971-72	OF AUTHORIZED RECOMMENDED 1972-73	POSITIONS APPROVED 1972-73	RANGE AND STEP OR FOOTNOTE
0556	JUDGE OF THE RAMONA JUSTICE COURT UNCLASSIFIED POSITIONS	1	1	1	232
2705	INTERMEDIATE TYPIST CLASSIFIED POSITIONS	1	1	2	28 A
2710	JUNIOR CLERK				24.5 A
2715	JUNIOR TYPIST OR		1		24.5 A
2740	SENIOR TYPIST	1	1	1	32 A
9999	TEMPORARY AND SEASONAL EMPLOYEES	2	2	2	202
		5*	6*	6*	

BUDGET UNIT - 2600 REVENUE AND RECOVERY

CLASS NO.	TITLE	NUMBER OF CURRENT 1971-72	OF AUTHORIZED RECOMMENDED 1972-73	POSITIONS APPROVED 1972-73	RANGE AND STEP OR FOOTNOTE
2403	ACCOUNTING TECHNICIAN CLASSIFIED POSITIONS	1	1	3	35.5 A

COUNTY OF SAN DIEGO FINAL BUDGET  
1972-1973  
SCHEDULE OF POSITIONS

BUDGET UNIT - 2600 REVENUE AND RECOVERY

CLASS NO.	TITLE	NUMBER OF CURRENT 1971-72	OF AUTHORIZED RECOMMENDED 1972-73	POSITIONS APPROVED 1972-73	RANGE AND STEP OR FOOTNOTE
2405	ASSISTANT ACCOUNTANT				40 C
	OR				
2415	ASSOCIATE ACCOUNTANT				40 C
	OR				
2500	JUNIOR ACCOUNTANT	1	1	1	36.5 C
2428	ASSISTANT REVENUE AND COLLECTIONS OFFICER	1	1	1	42 A
2431	CASHIER CLERK	1	1	1	29 A
2466	SUPERVISING REVENUE AND RECOVERY OFFICER	1	1	1	39.5 A
2468	COLLECTIONS FIELD INVESTIGATOR	2	3	3	38 A
2476	REVENUE AND RECOVERY OFFICER III	4	4	4	37.5 A
2477	REVENUE AND RECOVERY OFFICER II	20	18	18	35.5 A
2478	REVENUE AND RECOVERY OFFICER I	13	13	12	31 A
2493	INTERMEDIATE ACCOUNT CLERK	33	29	30	29 A
2505	SENIOR ACCOUNTANT	1	1	1	43.5 A
2506	REVENUE AND COLLECTIONS OFFICER	1	1	1	46 A
2510	SENIOR ACCOUNT CLERK	11	8	7	32 A
2700	INTERMEDIATE CLERK				28 A
	OR				
2705	INTERMEDIATE TYPIST	72	22	21	28 A
2710	JUNIOR CLERK				24.5 A
	OR				
2715	JUNIOR TYPIST	15	3	3	24.5 A
2730	SENIOR CLERK				32 A
	OR				
2740	SENIOR TYPIST	17	1	1	32 A
2745	SUPERVISING CLERK	1	1	1	35.5 A
2760	INTERMEDIATE STENOGRAPHER	7	3	3	29.5 A
2770	SENIOR STENOGRAPHER	2	2	2	32.5 A
2810	TELEPHONE OPERATOR AND INFORMATION CLERK	3	1	1	27.5 A
2907	LEGAL PROCEDURES CLERK I	9	2	2	33 A
9999	TEMPORARY AND SEASONAL EMPLOYEES	8	8	8	202
		224*	125*	124*	

BUDGET UNIT - 2717 COUNTY SERVICE AREA #17 SAN DIEGUITO

CLASS NO.	TITLE	NUMBER OF CURRENT 1971-72	OF AUTHORIZED RECOMMENDED 1972-73	POSITIONS APPROVED 1972-73	RANGE AND STEP OR FOOTNOTE
	CLASSIFIED POSITIONS				
4790	AMBULANCE DRIVER/ATTENDANT	6	7	7	34.5 A
9999	TEMPORARY AND SEASONAL EMPLOYEES	2			202
		8*	7*	7*	

BUDGET UNIT - 2800 COUNTY CLERK

CLASS NO.	TITLE	NUMBER OF CURRENT 1971-72	OF AUTHORIZED RECOMMENDED 1972-73	POSITIONS APPROVED 1972-73	RANGE AND STEP OR FOOTNOTE
	STATUTORY POSITIONS				
0130	COUNTY CLERK	1	1	1	237
	UNCLASSIFIED POSITIONS				
0230	CHIEF DEPUTY COUNTY CLERK	1	1	1	47 E
	CLASSIFIED POSITIONS				
2303	ADMINISTRATIVE ASSISTANT II	1			44.5 A
2307	ASSISTANT COUNTY CLERK	1	1	1	47.5 A
2403	ACCOUNTING TECHNICIAN	1			35.5 A
2405	ASSISTANT ACCOUNTANT	1	1		40 C
2405	ASSISTANT ACCOUNTANT				40 C
	OR				
2415	ASSOCIATE ACCOUNTANT				40 C
	OR				
2500	JUNIOR ACCOUNTANT	1		2	36.5 C
2424	ASSISTANT FINANCE OFFICER, COUNTY CLERK	1	1		43.5 A
2428	ASSISTANT REVENUE AND COLLECTIONS OFFICER				42 A

COUNTY OF SAN DIEGO FINAL BUDGET  
1972-1973  
SCHEDULE OF POSITIONS

BUDGET UNIT - 2800 COUNTY CLERK

CLASS NO.	TITLE	NUMBER OF CURRENT 1971-72	OF AUTHORIZED RECOMMENDED 1972-73	POSITIONS APPROVED 1972-73	RANGE AND STEP OR FOOTNOTE
2431	CASHIER CLERK				29 A
2441	CHIEF, DATA PROCESSING, COUNTY CLERK	2	2	2	43 A
2466	UPERVISING REVENUE & RECOVERY OFFICER				39.5 A
2468	COLLECTIONS FIELD INVESTIGATOR				38 A
2476	REVENUE & RECOVERY OFFICER III				37.5 A
2477	REVENUE & RECOVERY OFFICER II				35.5 A
2478	REVENUE & RECOVERY OFFICER I				31 C
2492	FINANCE OFFICER, COUNTY CLERK				46.5 A
2493	INTERMEDIATE ACCOUNT CLERK				29 A
2498	PROGRAMMER	33	1	1	35.5 A
2503	PROGRAMMER ANALYST I				39.5 A
2505	SENIOR ACCOUNTANT				43.5 A
2506	REVENUE AND COLLECTIONS OFFICER				46 A
2510	SENIOR ACCOUNT CLERK	11	1	1	32 A
2512	SENIOR AUDITOR				44 C
2650	STOCK CLERK	1	2	1	31 A
2660	STOREKEEPER I	2	2	2	33.5 A
2700	INTERMEDIATE CLERK				28 A
	OR				
2705	INTERMEDIATE TYPIST	72	48	48	28 A
2710	JUNIOR CLERK				24.5 A
	OR				
2715	JUNIOR TYPIST	15	8	8	24.5 A
2730	SENIOR CLERK				32 A
	OR				
2740	SENIOR TYPIST	17	13	13	32 A
2745	SUPERVISING CLERK				35.5 A
2760	INTERMEDIATE STENOGRAPHER	7	1	1	29.5 A
2768	SECRETARY I	2	2	1	30 A
2770	SENIOR STENOGRAPHER	2	2	2	32.5 A
2810	TELEPHONE OPERATOR AND INFORMATION CLERK	3	3	3	27.5 A
2892	ASSISTANT DIVISION CHIEF	3	3	3	38 A
2893	ASSISTANT DIVISION CHIEF, JUVENILE	1	1	1	38.5 A
2895	ASSISTANT DIVISION CHIEF, PROBATE	1	1	1	40.5 A
2898	ASSISTANT SUPERVISING SUPERIOR COURT CLERK	1	1	1	40.5 A
2900	DIVISION CHIEF, JUVENILE	1	1	1	41.5 A
2901	DIVISION CHIEF, PROBATE	1	1	1	43.5 A
2903	DIVISION CHIEF	4	4	4	40.5 A
2904	INTERPRETER CLERK	1	1	1	31 A
2906	LEGAL PROCEDURES CLERK II	3	3	3	35 A
2907	LEGAL PROCEDURES CLERK I	9	8	7	33 A
2907	LEGAL PROCEDURES CLERK I				33 A
	OR				
2911	PROBATE EXAMINER	5	5	5	38 A
2916	SUPERIOR COURT CLERK	39	39	39	38 A
2917	SUPERIOR COURT CLERK II-TERMINAL				38 A
2935	SUPERVISING SUPERIOR COURT CLERK	1	1	1	43.5 A
3020	DATA PROCESSING OPERATOR				33.5 A
3030	KEY PUNCH OPERATOR				29 A
3035	KEY PUNCH SUPERVISOR				32 A
3040	MICROFILM OPERATOR				28 A
3045	MICROFILM SUPERVISOR	1	1	1	33.5 A
3072	SENIOR DATA PROCESSING OPERATOR				35.5 A
9999	TEMPORARY AND SEASONAL EMPLOYEES	18	10	10	202
		267*	173*	170*	

BUDGET UNIT - 2900 DISTRICT ATTORNEY

CLASS NO.	TITLE	NUMBER OF CURRENT 1971-72	OF AUTHORIZED RECOMMENDED 1972-73	POSITIONS APPROVED 1972-73	RANGE AND STEP OR FOOTNOTE
0140	DISTRICT ATTORNEY	1	1	1	238

COUNTY OF SAN DIEGO FINAL BUDGET  
1972-1973  
SCHEDULE OF POSITIONS

BUDGET UNIT - 2900 DISTRICT ATTORNEY

CLASS NO.	TITLE	NUMBER OF CURRENT 1971-72	AUTHORIZED POSITIONS RECOMMENDED 1972-73	APPROVED 1972-73	RANGE AND STEP OR FOOTNOTE
<b>UNCLASSIFIED POSITIONS</b>					
0240	ASSISTANT DISTRICT ATTORNEY	1	1	1	54 E
0245	CHIEF DEPUTY DISTRICT ATTORNEY	1	1	1	52.5 E
0340	INVESTIGATOR	2			41 A
0341	INVESTIGATOR		2	2	42 A
0341	INVESTIGATOR	1			31 C
0342	SPEC. INVESTIGATOR		1	1	44 A
<b>CLASSIFIED POSITIONS</b>					
2302	ADMINISTRATIVE ASSISTANT III			1	46.5 A
2302	ADMINISTRATIVE ASSISTANT III				46.5 A
	OR				
2303	ADMINISTRATIVE ASSISTANT II		1		44.5 A
2303	ADMINISTRATIVE ASSISTANT II	1			44.5 A
2303	ADMINISTRATIVE ASSISTANT II				44.5 A
	OR				
2304	ADMINISTRATIVE ASSISTANT I		1		41 A
2303	ADMINISTRATIVE ASSISTANT II				44.5 A
	OR				
2304	ADMINISTRATIVE ASSISTANT I				41 A
	OR				
2306	ADMINISTRATIVE TRAINEE			1	36.5 A
2512	SENIOR AUDITOR		1		44 A
2700	INTERMEDIATE CLERK				28 A
	OR				
2705	INTERMEDIATE TYPIST	25	35	34	28 A
2710	JUNIOR CLERK				24.5 A
	OR				
2715	JUNIOR TYPIST	15	12	10	24.5 A
2725	PRINCIPAL CLERK	1	1	1	37 A
2730	SENIOR CLERK	3	4	3	32 A
2740	SENIOR TYPIST	3	3	3	32 A
2745	SUPERVISING CLERK	1	1	1	35.5 A
2760	INTERMEDIATE STENOGRAPHER	15	14	14	29.5 A
2767	SECRETARY II	1	1	1	33 A
2768	SECRETARY I	1	1	1	30 A
2770	SENIOR STENOGRAPHER	3	5	5	32.5 A
2810	TELEPHONE OPERATOR AND INFORMATION CLERK	1	2	2	27.5 A
2905	LEGAL STENOGRAPHER	2	3	3	33 A
3925	DEPUTY DISTRICT ATTORNEY V	4	5	5	56 A
3926	DEPUTY DISTRICT ATTORNEY IV	4	12	12	54 A
3927	DEPUTY DISTRICT ATTORNEY III				52 A
	OR				
3928	DEPUTY DISTRICT ATTORNEY II				48.5 A
	OR				
3929	DEPUTY DISTRICT ATTORNEY I	83	75	75	42.5 B
3930	DEPUTY D A APPELLATE	1			55 A
5707	ASSISTANT CHIEF INVESTIGATOR	1	1	1	47 A
5715	CHIEF INVESTIGATOR	1	1	1	49.5 A
5750	INVESTIGATIVE ASSISTANT	13	19	13	34.5 A
5753	INVESTIGATOR IV	4	4	4	45.5 A
5754	INVESTIGATOR III	25	27	27	43.5 A
5755	INVESTIGATOR II	1	1	1	41.5 A
5756	INVESTIGATOR I	10	10		40 A
5757	INVESTIGATOR TRAINEE				34.5 A
	OR				
5756	INVESTIGATOR I			14	40 A
5795	SUPV INVEST FAM SUP	1			43.5 A
9999	TEMPORARY AND SEASONAL EMPLOYEES	30	30	30	202
		256*	276*	269*	

BUDGET UNIT - 3000 SHERIFF

CLASS NO.	TITLE	NUMBER OF CURRENT 1971-72	AUTHORIZED POSITIONS RECOMMENDED 1972-73	APPROVED 1972-73	RANGE AND STEP OR FOOTNOTE
<b>STATUTORY POSITIONS</b>					
0160	SHERIFF	1	1	1	206

COUNTY OF SAN DIEGO FINAL BUDGET  
1972-1973  
SCHEDULE OF POSITIONS

## BUDGET UNIT - 3000 SHERIFF

CLASS NO.	TITLE	NUMBER OF CURRENT 1971-72	AUTHORIZED POSITIONS RECOMMENDED 1972-73	APPROVED POSITIONS 1972-73	RANGE AND STEP OR FOOTNOTE
UNCLASSIFIED POSITIONS					
0260	UNDERSHERIFF	1	1	1	227 E
0360	CONFIDENTIAL INVESTIGATOR				40.5 A
0361	OR DEPUTY SHERIFF	3	3	3	37.5 A
0363	COUNTRY DEPUTY SHERIFF	8	8	8	239
CLASSIFIED POSITIONS					
2303	ADMINISTRATIVE ASSISTANT II				1
2304	OR ADMINISTRATIVE ASSISTANT I				1
2306	OR ADMINISTRATIVE TRAINEE			2	1
2304	ADMINISTRATIVE ASSISTANT I				41 A
2306	OR ADMINISTRATIVE TRAINEE	2	3		36.5 A
2306	ADMINISTRATIVE TRAINEE				36.5 A
2314	OR ASSISTANT PERSONNEL OFFICER	1	1	1	41 A
2330	EXECUTIVE ASSISTANT	1	1	1	48.5 A
2342	RESEARCH ANALYST I		1		41 A
2342	RESEARCH ANALYST I				41 A
2306	OR ADMINISTRATIVE TRAINEE			1	36.5 A
2405	ASSISTANT ACCOUNTANT				40 C
2500	OR JUNIOR ACCOUNTANT	1	1		36.5 C
2425	ASSOCIATE ACCOUNTANT				42 A
2405	OR ASSISTANT ACCOUNTANT				40 C
2500	OR JUNIOR ACCOUNTANT			1	36.5 C
2431	CASHIER CLERK		6	6	29 A
2493	INTERMEDIATE ACCOUNT CLERK		1	1	29 A
2510	SENIOR ACCOUNT CLERK	3	3	3	32 A
2650	STOCK CLERK	1	1	1	31 A
2660	STOREKEEPER I	1	1	1	33.5 A
2700	INTERMEDIATE CLERK				28 A
2705	OR INTERMEDIATE TYPIST	68	69	68	28 A
2715	JUNIOR TYPIST	9	9	8	24.5 A
2725	PRINCIPAL CLERK	3	3	2	38.5 A
2730	SENIOR CLERK				32 A
2740	OR SENIOR TYPIST	52	53	52	32 A
2745	SUPERVISING CLERK	8	8	9	35.5 A
2760	INTERMEDIATE STENOGRAPHER	12	12	16	29.5 A
2767	SECRETARY II	1	1	1	33 A
2770	SENIOR STENOGRAPHER	3	4	4	32.5 A
2801	COMMUNICATIONS DISPATCHER	10	10	10	33 A
2810	TELEPHONE OPERATOR AND INFORMATION CLERK	5	5	5	27.5 A
2815	TELEPHONE SUPERVISOR	1	1	1	32.5 A
2820	TELETYPE OPERATOR	3	3	3	29 A
3817	GRAPHIC ARTIST		1		40 A
4317	CLINICAL LABORATORY TECHNOLOGIST		1	1	39 A
4460	FOOD SERVICES MANAGER	1	1	1	38.5 A
4540	REGISTERED NURSE II				36 B
4541	OR REGISTERED NURSE I			2	36 A
4911	COUNTY AID II				28 A
4912	OR COUNTY AID I	2	2	2	24.5 A
5030	CHAPLAIN	1	1	1	38 C

COUNTY OF SAN DIEGO FINAL BUDGET  
1972-1973  
SCHEDULE OF POSITIONS

BUDGET UNIT - 3000 SHERIFF

CLASS NO.	TITLE	NUMBER OF CURRENT 1971-72	OF AUTHORIZED POSITIONS RECOMMENDED 1972-73	APPROVED 1972-73	RANGE AND STEP OR FOOTNOTE
5050	CORRECTIONAL COUNSELOR	2	2	2	41.5 C
5706	ASSISTANT RANGE MASTER	1	1	1	33.5 A
5710	CHIEF DEPUTY SHERIFF				51 A
5738	CRIME LABORATORY ANALYST	3	4		41 A
5738	CRIMINALIST I				41 A
	OR				
5737	CRIMINALIST II			3	45.5 A
5739	CRIMINALIST	1	1		44.5 A
5746	DEPUTY SHERIFF	401	459	448	38.5 A
5760	POLYGRAPH EXAMINER				41.5 A
5765	SENIOR DEPUTY SHERIFF MATRON	5	5	5	41 A
5770	SHERIFFS BAILIFF	12	12	12	36 A
5774	SHERIFFS CADET	17	25	25	29 A
5775	SHERIFFS CAPTAIN	6	6	6	48.5 A
5776	SHERIFFS DOCUMENT EXAMINER			1	40 A
5778	SHERIFFS INSPECTOR	5	6	5	51 A
5780	SHERIFFS LIEUTENANT	27	30	29	45.5 A
5785	SHERIFFS PROPERTY INVESTIGATOR	1	1	1	35 A
5786	SHERIFFS SENIOR PROPERTY INVESTIGATOR	1	1	1	37 A
5790	SHERIFFS SERGEANT	58	63	63	42.5 D
5793	SUPERVISING DEPUTY SHERIFF MATRON	1	1	1	43 A
6405	CHEF	5	5	5	35 A
6410	COOK II	1	1	1	32 A
6411	COOK I		3		29.5 A
6510	LAUNDRY FOREMAN	1	1	1	33 A
7098	WATCHMAN	3	3	3	27.5 A
7530	SUPERVISING SEAMSTRESS	1	1	1	26.5 A
9999	TEMPORARY AND SEASONAL EMPLOYEES	100	100	100	202
		854*	947*	931*	

BUDGET UNIT - 3120 SAN DIEGO MARSHAL

CLASS NO.	TITLE	NUMBER OF CURRENT 1971-72	OF AUTHORIZED POSITIONS RECOMMENDED 1972-73	APPROVED 1972-73	RANGE AND STEP OR FOOTNOTE
	STATUTORY POSITIONS				
0621	MARSHAL OF SAN DIEGO	1	1	1	260
	UNCLASSIFIED POSITIONS				
0622	ASST. MARSHAL		2	2	257
0623	ASSISTANT MARSHAL		1	1	224
0623	ASST MARSHAL S D MUN	2			257
0624	DEPUTY MARSHAL, CAPTAIN	1			224
0625	DEPUTY MARSHAL, LIEUTENANT		1	1	
0625	DEP MARSH LT SD MUN	3			258
0626	JUNIOR TYPIST		2	2	
0627	DEPUTY MARSHAL, SERGEANT	12			251
0628	DEPUTY MARSHAL, CADET	2	2	2	259
0629	DEPUTY MARSHAL, FEMALE	1	1	1	231
0630	SENIOR TYPIST			3	
0631	DEP MARSH 1		3	3	
	OR				
0632	DEP. MARSH 2				
	OR				
0633	DEP MARSH 3				
	OR				
0634	DEP. MARSH 4		96	96	
0632	DEPUTY MARSHAL	93			231
0635	DEPUTY MARSHAL, STENOGRAPHER	11	7	7	255
0636	DEPUTY MARSHAL, CLERK	9	11	11	242
0637	CLERK-INTERPRETER	2	1	1	223
0638	DEPUTY MARSHAL, MATRON	3	3	3	243
0642	DEP. MARSH. LT. II				258
	OR				
0641	DEP. MARSH. LT. I		4	4	258

COUNTY OF SAN DIEGO FINAL BUDGET  
1972-1973  
SCHEDULE OF POSITIONS

## BUDGET UNIT - 3120 SAN DIEGO MARSHAL

CLASS NO.	TITLE	NUMBER OF AUTHORIZED POSITIONS			RANGE AND STEP OR FOOTNOTE
		CURRENT 1971-72	RECOMMENDED 1972-73	APPROVED 1972-73	
0644	DEP MARSH. SGT II				251
	OR				
0643	DEP. MARSH SGT I		14	14	251
	CLASSIFIED POSITIONS				
9999	TEMPORARY AND SEASONAL EMPLOYEES	2	2	2	202
		142*	151*	151*	

## BUDGET UNIT - 3300 SAN DIEGO COUNTY HONOR CAMPS

CLASS NO.	TITLE	NUMBER OF AUTHORIZED POSITIONS			RANGE AND STEP OR FOOTNOTE
		CURRENT 1971-72	RECOMMENDED 1972-73	APPROVED 1972-73	
	UNCLASSIFIED POSITIONS				
0828	HONOR CAMP TRAINING AID		10	10	16.5 A
0830	STUDENT VOLUNTEERS	20			244
0840	VOLUNTEER STAFF MEMBER	100	100	100	244
	CLASSIFIED POSITIONS				
2127	DIRECTOR OF HONOR CAMPS	1	1	1	52 C
2214	ASSISTANT DIRECTOR OF HONOR CAMPS	1	1	1	47 C
2302	ADMINISTRATIVE ASSISTANT III			1	46.5 A
2303	ADMINISTRATIVE ASSISTANT II	1	1		44.5 A
2306	ADMINISTRATIVE TRAINEE				36.5 A
	OR				
2342	RESEARCH ANALYST I	1	1	1	41 A
2493	INTERMEDIATE ACCOUNT CLERK	2	4	4	29 A
2510	SENIOR ACCOUNT CLERK	1	2	2	32 A
2650	STOCK CLERK	1	1	1	31 A
2700	INTERMEDIATE CLERK				28 A
	OR				
2705	INTERMEDIATE TYPIST	4	6	6	28 A
2715	JUNIOR TYPIST	1			24.5 A
2730	SENIOR CLERK			1	32 A
2745	SUPERVISING CLERK	1	1	1	35.5 A
2760	INTERMEDIATE STENOGRAPHER	2	2	2	29.5 A
2767	SECRETARY II	1	1	1	33 A
4460	FOOD SERVICES MANAGER	1	1	1	38.5 A
4911	COUNTY AID II				28 A
	OR				
4912	COUNTY AID I	2	2	2	24.5 A
4923	EDUCATIONAL COORDINATOR	1	1	1	42 C
5000	ASSISTANT CORRECTIONAL OFFICER				33 A
	OR				
5055	CORRECTIONAL OFFICER	86	98		37 A
5005	ASSISTANT HONOR CAMP SUPERINTENDENT	15	18	17	41.5 A
5026	ASSISTANT TRANSPORTATION OFFICER	12	17		31.5 A
5030	CHAPLAIN	1	1	1	38 C
5045	CLINICAL PSYCHOLOGIST	2	2	2	46 C
5050	CORRECTIONAL COUNSELOR				41.5 C
	OR				
5073	JUNIOR CORRECTIONAL COUNSELOR	6	9	9	38.5 A
5055	CORRECTIONAL OFFICER III				38 A
	OR				
5056	CORRECTIONAL OFFICER II				33 A
	OR				
5057	CORRECTIONAL OFFICER I			111	31.5 A
5058	CORRECTIONAL PROGRAM ASSISTANT	1	1	1	41 A
5063	CROFTON HOUSE SUPV	1			39.5 C
5070	HONOR CAMP SUPERINTENDENT	8	11	11	45.5 A
5105	SUPERVISOR CORRECTIONAL COUNSELOR	1	1	1	43.5 C
5883	ASSISTANT CAMP CONSTRUCTION SUPERVISOR	2	2	2	40 A
5900	CAMP CONSTRUCTION SUPERVISOR	1	1	1	43 A
6349	TREE MAINTENANCE FOREMAN	1			37.5 A
6405	CHEF	9	11	10	35 A

COUNTY OF SAN DIEGO FINAL BUDGET  
1972-1973  
SCHEDULE OF POSITIONS

BUDGET UNIT - 3300 SAN DIEGO COUNTY HONOR CAMPS

CLASS NO.	TITLE	NUMBER OF CURRENT 1971-72	OF AUTHORIZED RECOMMENDED 1972-73	POSITIONS APPROVED 1972-73	RANGE AND STEP OR FOOTNOTE
6410	COOK II	6	8	8	32 A
7050	HSKPR CROFTON HOUSE	1			31 A
7540	UTILITYMAN II		2	2	34 A
9999	TEMPORARY AND SEASONAL EMPLOYEES	34	59	59	202
		328*	376*	371*	

BUDGET UNIT - 3400 PROBATION DEPARTMENT, RANCHO DEL CAMPO

CLASS NO.	TITLE	NUMBER OF CURRENT 1971-72	OF AUTHORIZED RECOMMENDED 1972-73	POSITIONS APPROVED 1972-73	RANGE AND STEP OR FOOTNOTE
UNCLASSIFIED POSITIONS					
0830	STUDENT VOLUNTEERS	16	16	16	244
0840	VOLUNTEER STAFF MEMBER	30	30	30	244
CLASSIFIED POSITIONS					
2650	STOCK CLERK		1		31 A
2705	INTERMEDIATE TYPIST	2	2	2	28 A
2730	SENIOR CLERK	1	1	1	32 A
4928	PROBATION CAMP ATTENDANT	5	5	5	29.5 A
5065	DEPUTY PROBATION OFFICER II				41 A
	OR				
5066	DEPUTY PROBATION OFFICER I	13	13	13	37 A
5065	DEPUTY PROBATION OFFICER II				41 A
	OR				
5066	DEPUTY PROBATION OFFICER I				37 A
	OR				
5090	SENIOR PROBATION OFFICER	3	3	3	43 A
5074	PROBATION ASSISTANT	2	2	2	33.5 A
5082	PROBATION DIRECTOR II	1	1	1	49 A
5083	PROBATION DIRECTOR I	1	1	1	47.5 A
5090	SENIOR PROBATION OFFICER	3	3	3	43 A
5115	SUPERVISING PROBATION OFFICER	4	4	4	45 A
6405	CHEF	1	1	1	35 A
6410	COOK II	3	3	3	32 A
7540	UTILITYMAN II	1			34 A
9999	TEMPORARY AND SEASONAL EMPLOYEES	10	10	10	202
		96*	96*	95*	

BUDGET UNIT - 3410 PROBATION DEPARTMENT, JUVENILE HALL

CLASS NO.	TITLE	NUMBER OF CURRENT 1971-72	OF AUTHORIZED RECOMMENDED 1972-73	POSITIONS APPROVED 1972-73	RANGE AND STEP OR FOOTNOTE
UNCLASSIFIED POSITIONS					
0830	STUDENT VOLUNTEERS	10	10	10	244
0840	VOLUNTEER STAFF MEMBER	40	40	40	244
CLASSIFIED POSITIONS					
2660	STOREKEEPER I	1	1	1	33.5 A
2700	INTERMEDIATE CLERK				28 A
	OR				
2705	INTERMEDIATE TYPIST	13	13	13	28 A
2725	PRINCIPAL CLERK	1	1	1	38.5 A
2730	SENIOR CLERK				32 A
	OR				
2740	SENIOR TYPIST	1	1	1	32 A
2770	SENIOR STENOGRAPHER	1	1	1	32.5 A
5065	DEPUTY PROBATION OFFICER II				41 A
	OR				
5066	DEPUTY PROBATION OFFICER I	60	60	60	37 A
5065	DEPUTY PROBATION OFFICER II				41 A
	OR				
5066	DEPUTY PROBATION OFFICER I				37 A
	OR				
5090	SENIOR PROBATION OFFICER	18	18	18	43 A



COUNTY OF SAN DIEGO FINAL BUDGET  
1972-1973  
SCHEDULE OF POSITIONS

## BUDGET UNIT - 3410 PROBATION DEPARTMENT, JUVENILE HALL

CLASS NO.	TITLE	NUMBER OF AUTHORIZED POSITIONS			RANGE AND STEP OR FOOTNOTE
		CURRENT 1971-72	RECOMMENDED 1972-73	APPROVED 1972-73	
5074	PROBATION ASSISTANT	15	15	15	33.5 A
5082	PROBATION DIRECTOR II	1	1	1	49 A
5083	PROBATION DIRECTOR I	1	1	1	47.5 A
5090	SENIOR PROBATION OFFICER	10	10	10	43 A
5115	SUPERVISING PROBATION OFFICER	10	9	9	45 A
6405	CHEF	1	1	1	35 A
6410	COOK II	5	5	5	32 A
6411	COOK I	2	2	2	29.5 A
7530	SUPERVISING SEAMSTRESS	1	1	1	26.5 A
9999	TEMPORARY AND SEASONAL EMPLOYEES	20	20	20	202
		211*	210*	210*	

## BUDGET UNIT - 3420 PROBATION DEPARTMENT, LAS COLINAS

CLASS NO.	TITLE	NUMBER OF AUTHORIZED POSITIONS			RANGE AND STEP OR FOOTNOTE
		CURRENT 1971-72	RECOMMENDED 1972-73	APPROVED 1972-73	
UNCLASSIFIED POSITIONS					
0830	STUDENT VOLUNTEERS	20	20	20	244
0840	VOLUNTEER STAFF MEMBER	75	75	75	244
CLASSIFIED POSITIONS					
2700	INTERMEDIATE CLERK				28 A
	OR				
2705	INTERMEDIATE TYPIST	5	5	5	28 A
2730	SENIOR CLERK	1	1	1	32 A
5065	DEPUTY PROBATION OFFICER II				41 A
	OR				
5066	DEPUTY PROBATION OFFICER I	14	14	14	37 A
5065	DEPUTY PROBATION OFFICER II				41 A
	OR				
5066	DEPUTY PROBATION OFFICER I				37 A
	OR				
5090	SENIOR PROBATION OFFICER	4	4	4	43 A
5072	HOUSEMOTHER	5	5	5	29.5 A
5074	PROBATION ASSISTANT	3	3	3	33.5 A
5082	PROBATION DIRECTOR II	1	1	1	2.5
5083	PROBATION DIRECTOR I	1	1	1	2.5
5090	SENIOR PROBATION OFFICER	2	2	2	43 A
5115	SUPERVISING PROBATION OFFICER	4	4	4	45 A
6405	CHEF	1	1	1	35 A
6410	COOK II	3	3	3	32 A
6415	FOOD SERVICES WORKER	1	1	1	23.5 A
7530	SUPERVISING SEAMSTRESS	1	1	1	26.5 A
9999	TEMPORARY AND SEASONAL EMPLOYEES	9	9	9	202
		150*	150*	150*	

## BUDGET UNIT - 3430 PROBATION DEPARTMENT

CLASS NO.	TITLE	NUMBER OF AUTHORIZED POSITIONS			RANGE AND STEP OR FOOTNOTE
		CURRENT 1971-72	RECOMMENDED 1972-73	APPROVED 1972-73	
UNCLASSIFIED POSITIONS					
0830	STUDENT VOLUNTEERS			100	
0840	VOLUNTEER STAFF MEMBER			500	
0914	PSYCHOLOGY INTERN	3	3	3	244
0920	JUVENILE ESCORT, GUARD OR MATRON	6	6	6	245
CLASSIFIED POSITIONS					
2157	PROBATION OFFICER	1	1	1	55 C
2250	CHIEF ASSISTANT PROBATION OFFICER	1	1	1	51.5 A
2303	ADMINISTRATIVE ASSISTANT II	1	1		44.5 A
2303	ADMINISTRATIVE ASSISTANT II				44.5 A
	OR				
2304	ADMINISTRATIVE ASSISTANT I				41 A
	OR				
2306	ADMINISTRATIVE TRAINEE			2	36.5 A

COUNTY OF SAN DIEGO FINAL BUDGET  
1972-1973  
SCHEDULE OF POSITIONS

BUDGET UNIT - 3430 PROBATION DEPARTMENT

CLASS NO.	TITLE	NUMBER OF AUTHORIZED POSITIONS			RANGE AND STEP OR FOOTNOTE	
		CURRENT 1971-72	RECOMMENDED 1972-73	APPROVED 1972-73		
2304	ADMINISTRATIVE ASSISTANT I				41	A
2306	OR ADMINISTRATIVE TRAINEE	1	1		36.5	A
2314	ASSISTANT PERSONNEL OFFICER				41	A
2306	OR ADMINISTRATIVE TRAINEE	1	1	1	36.5	A
2329	DEPARTMENTAL PERSONNEL OFFICER	1	1	1	45.5	A
2341	RESEARCH ANALYST II				44.5	A
2342	OR RESEARCH ANALYST I	1	1	1	41	A
2343	PROBATION DIRECTOR, ADMINISTRATION	1	1	1	49.5	A
2403	ACCOUNTING TECHNICIAN		2	2	35.5	A
2405	ASSISTANT ACCOUNTANT				40	C
2500	OR JUNIOR ACCOUNTANT	1	1		36.5	C
2405	ASSISTANT ACCOUNTANT				42	A
2425	OR ASSOCIATE ACCOUNTANT				40	C
2500	OR JUNIOR ACCOUNTANT			1	36.5	C
2452	CHIEF, PROBATION ACCOUNTING	1	1	1	45	A
2493	INTERMEDIATE ACCOUNT CLERK	5	5	5	29	A
2510	SENIOR ACCOUNT CLERK	3	1	2	32	A
2650	STOCK CLERK	1		1	31	A
2660	STOREKEEPER I	1	1	1	33.5	A
2700	INTERMEDIATE CLERK				28	A
2705	OR INTERMEDIATE TYPIST	141	137	136	28	A
2710	JUNIOR CLERK				24.5	A
2715	OR JUNIOR TYPIST	9	9	9	24.5	A
2725	PRINCIPAL CLERK	1	1	1	38.5	A
2730	SENIOR CLERK				32	A
2740	OR SENIOR TYPIST	11	12	12	32	A
2745	SUPERVISING CLERK	3	3	3	35.5	A
2760	INTERMEDIATE STENOGRAPHER	10	10	10	29.5	A
2767	SECRETARY II	2	2	2	33	A
2770	SENIOR STENOGRAPHER	1	1	1	32.5	A
2810	TELEPHONE OPERATOR AND INFORMATION CLERK	4	4	4	27.5	A
4460	FOOD SERVICES MANAGER	1	1	1	38.5	A
4911	COUNTY AID II				28	A
4912	OR COUNTY AID I	4	4		24.5	A
4911	COUNTY AID II				28	A
4912	OR COUNTY AID I				24.5	A
5075	OR PROBATION AID			4	30.5	A
5026	ASSISTANT TRANSPORTATION OFFICER			5	31.5	A
5031	CHAPLAIN-COORDINATOR	5	5	1	42.5	C
5065	DEPUTY PROBATION OFFICER II	1	1		41	A
5066	OR DEPUTY PROBATION OFFICER I	234	220	211	37	A
5065	DEPUTY PROBATION OFFICER II				41	A
5066	OR DEPUTY PROBATION OFFICER I				37	A
5090	OR SENIOR PROBATION OFFICER	36	33	54	43	A
5074	PROBATION ASSISTANT	9	9	8	33.5	A
5081	PROBATION DIRECTOR III	3	3	3	51	A
5083	PROBATION DIRECTOR I	9	10	10	47.5	A

COUNTY OF SAN DIEGO FINAL BUDGET  
1972-1973  
SCHEDULE OF POSITIONS

## BUDGET UNIT - 3430 PROBATION DEPARTMENT

CLASS NO.	TITLE	NUMBER OF AUTHORIZED POSITIONS			RANGE AND STEP OR FOOTNOTE
		CURRENT 1971-72	RECOMMENDED 1972-73	APPROVED 1972-73	
5090	SENIOR PROBATION OFFICER	77	77	77	43 A
5115	SUPERVISING PROBATION OFFICER	61	55	56	45 A
5120	TRANSPORTATION OFFICER	1	1	1	33.5 A
5123	VOLUNTEER SERVICES COORDINATOR	1	1	1	44.5 A
5125	WORK PROJECT OFFICER	8	8	8	31.5 A
9999	TEMPORARY AND SEASONAL EMPLOYEES	46	46	46	202
		707*	682*	1,294*	

## BUDGET UNIT - 3440 PROBATION DEPARTMENT, SPECIAL SUPERVISION

CLASS NO.	TITLE	NUMBER OF AUTHORIZED POSITIONS			RANGE AND STEP OR FOOTNOTE
		CURRENT 1971-72	RECOMMENDED 1972-73	APPROVED 1972-73	
	UNCLASSIFIED POSITIONS				
0825	COMM. WORKER II				
0826	OR COMM. WORKER I			12	
	CLASSIFIED POSITIONS				
2341	RESEARCH ANALYST II				44.5 A
2342	OR RESEARCH ANALYST I	1	1	1	41 A
2493	INTERMEDIATE ACCOUNT CLERK	1	1		29 A
2510	SENIOR ACCOUNT CLERK			1	32 A
2700	INTERMEDIATE CLERK				28 A
2705	OR INTERMEDIATE TYPIST	15	16	16	28 A
2760	INTERMEDIATE STENOGRAPHER	7	7	7	29.5 A
4911	COUNTY AID II				28 A
4912	OR COUNTY AID I	1	1		24.5 A
4911	COUNTY AID II				28 A
4912	OR COUNTY AID I				24.5 A
5075	OR PROBATION AID			1	30.5 A
5065	DEPUTY PROBATION OFFICER II				41 A
5066	OR DEPUTY PROBATION OFFICER I	27	27	27	37 A
5065	DEPUTY PROBATION OFFICER II				41 A
5066	OR DEPUTY PROBATION OFFICER I				37 A
5090	OR SENIOR PROBATION OFFICER	10	10	10	43 A
5082	PROBATION DIRECTOR II		1	1	49 A
5083	PROBATION DIRECTOR I	1			47.5 A
5090	SENIOR PROBATION OFFICER	9	9	9	43 A
5115	SUPERVISING PROBATION OFFICER	9	9	9	45 A
9999	TEMPORARY AND SEASONAL EMPLOYEES	10	10	10	202
		91*	92*	104*	

## BUDGET UNIT - 3480 PROBATION DEPARTMENT, HILLCREST

CLASS NO.	TITLE	NUMBER OF AUTHORIZED POSITIONS			RANGE AND STEP OR FOOTNOTE
		CURRENT 1971-72	RECOMMENDED 1972-73	APPROVED 1972-73	
	UNCLASSIFIED POSITIONS				
0830	STUDENT VOLUNTEERS	25	25	25	244
0840	VOLUNTEER STAFF MEMBER	75	75	75	244
	CLASSIFIED POSITIONS				
2510	SENIOR ACCOUNT CLERK	1	1	1	32 A
2700	INTERMEDIATE CLERK				28 A
2705	OR INTERMEDIATE TYPIST	3	3	3	28 A
2760	INTERMEDIATE STENOGRAPHER	1	1	1	29.5 A

COUNTY OF SAN DIEGO FINAL BUDGET  
1972-1973  
SCHEDULE OF POSITIONS

BUDGET UNIT - 3480 PROBATION DEPARTMENT, HILLCREST

CLASS NO.	TITLE	NUMBER OF CURRENT 1971-72	AUTHORIZED RECOMMENDED 1972-73	POSITIONS APPROVED 1972-73	RANGE AND STEP OR FOOTNOTE
4911	COUNTY AID II				28 A
	OR				
4912	COUNTY AID I	1	1	1	24.5 A
5065	DEPUTY PROBATION OFFICER II				41 A
	OR				
5066	DEPUTY PROBATION OFFICER I	10	10	10	37 A
5065	DEPUTY PROBATION OFFICER II				41 A
	OR				
5066	DEPUTY PROBATION OFFICER I				37 A
	OR				
5090	SENIOR PROBATION OFFICER	4	4	4	43 A
5072	HOUSEMOTHER	19	19	19	29.5 A
5082	PROBATION DIRECTOR II	1	1	1	49 A
5083	PROBATION DIRECTOR I	1	1	1	47.5 A
5089	SENIOR HOUSEMOTHER	4	4	4	31 A
5090	SENIOR PROBATION OFFICER	1	1	1	43 A
5115	SUPERVISING PROBATION OFFICER	5	5	5	45 A
6405	CHEF	1	1	1	35 A
6410	COOK II	3	3	3	32 A
6415	FOOD SERVICES WORKER	4	4	4	23.5 A
7520	SEAMSTRESS	1	1	1	24.5 A
9999	TEMPORARY AND SEASONAL EMPLOYEES	12	12	12	202
		172*	172*	172*	

BUDGET UNIT - 3800 OFFICE OF SENIOR CITIZENS AFFAIRS

CLASS NO.	TITLE	NUMBER OF CURRENT 1971-72	AUTHORIZED RECOMMENDED 1972-73	POSITIONS APPROVED 1972-73	RANGE AND STEP OR FOOTNOTE
	CLASSIFIED POSITIONS				
2149	DIRECTOR OF SENIOR CITIZENS AFFAIRS	1	1	1	45 A
2303	ADMINISTRATIVE ASSISTANT II				44.5 A
	OR				
2304	ADMINISTRATIVE ASSISTANT I				41 A
	OR				
2306	ADMINISTRATIVE TRAINEE			1	36.5 A
2304	ADMINISTRATIVE ASSISTANT I				41 A
	OR				
2306	ADMINISTRATIVE TRAINEE	1	1		36.5 A
2715	JUNIOR TYPIST		1	1	24.5 A
2768	SECRETARY I	1	1	1	30 A
2748	PROGRAM ASSISTANT	1	1	1	42.5 A
9999	TEMPORARY AND SEASONAL EMPLOYEES	2	52	52	202
		6*	57*	57*	

BUDGET UNIT - 4100 DEPARTMENT OF AGRICULTURE

CLASS NO.	TITLE	NUMBER OF CURRENT 1971-72	AUTHORIZED RECOMMENDED 1972-73	POSITIONS APPROVED 1972-73	RANGE AND STEP OR FOOTNOTE
	CLASSIFIED POSITIONS				
2103	AGRICULTURAL COMMISSIONER	1	1	1	51.5 C
2200	ASSISTANT AGRICULTURAL COMMISSIONER	1	1	2	46 A
2493	INTERMEDIATE ACCOUNT CLERK	1	1	1	29 A
2700	INTERMEDIATE CLERK				28 A
	OR				
2705	INTERMEDIATE TYPIST	7	7	7	28 A
2730	SENIOR CLERK				32 A
	OR				
2740	SENIOR TYPIST	1	1	1	32 A
2745	SUPERVISING CLERK	1	1		35.5 A
2767	SECRETARY II		1	1	33 A
2768	SECRETARY I	1			30 A
2770	SENIOR STENOGRAPHER	1	1	1	32.5 A

COUNTY OF SAN DIEGO FINAL BUDGET  
1972-1973  
SCHEDULE OF POSITIONS

## BUDGET UNIT - 4100 DEPARTMENT OF AGRICULTURE

CLASS NO.	TITLE	NUMBER OF CURRENT 1971-72	OF AUTHORIZED RECOMMENDED 1972-73	POSITIONS APPROVED 1972-73	RANGE AND STEP OR FOOTNOTE
5391	AGRICULTURAL BIOLOGIST TRAINEE				36.5 A
5390	OR AGRICULTURAL BIOLOGIST				39.5 A
5395	ASSISTANT AGRICULTURAL BIOLOGIST	24	26	27	38.5 A
5398	AGRICULTURAL FIELD ASSISTANT	7	7		34 A
5398	OR AGRICULTURAL TECHNICIAN				1.5
5399	AGRICULTURAL TECHNICIAN AID			9	1
5407	DEPUTY AGRICULTURAL COMMISSIONER	9	9	9	42.5 A
5415	NATURAL RESOURCES SPECIALIST	1	1	1	42.5 A
5420	PLANT PATHOLOGIST	1	1	1	42.5 A
5428	SENIOR DEPUTY AGRICULTURAL COMMISSIONER	2	2		45.5 A
8006	AGRICULTURE FIELD TECHNICIAN AID		2		30.5 A
9999	TEMPORARY AND SEASONAL EMPLOYEES	17	17	17	202
		75*	79*	78*	

## BUDGET UNIT - 4250 DEPARTMENT OF BUILDING INSPECTION

CLASS NO.	TITLE	NUMBER OF CURRENT 1971-72	OF AUTHORIZED RECOMMENDED 1972-73	POSITIONS APPROVED 1972-73	RANGE AND STEP OR FOOTNOTE
	UNCLASSIFIED POSITIONS				
0420	APPOINTEE MEMBER, BOARD OF ELECTRICAL EXAMINERS	2			246
0430	APPOINTEE MEMBER, BOARD OF PLUMBING EXAMINERS	2			246
	CLASSIFIED POSITIONS				
2119	DIRECTOR OF BUILDING INSPECTION	1	1	1	52 C
2210	ASSISTANT DIRECTOR OF BUILDING INSPECTION	1	1	1	49.5 C
2700	INTERMEDIATE CLERK				28 A
2705	OR INTERMEDIATE TYPIST	4	4	4	28 A
2710	JUNIOR CLERK				24.5 A
2715	OR JUNIOR TYPIST	2	2	2	24.5 A
2730	SENIOR CLERK	1	1	1	32 A
2760	INTERMEDIATE STENOGRAPHER		1	1	29.5 A
2767	SECRETARY II	1	1	1	33 A
3625	ASSISTANT STRUCTURAL ENGINEER	2	2	2	43 B
3650	ASSOCIATE STRUCTURAL ENGINEER	2	3	3	46 B
3660	BUILDING INSPECTOR	21	24	24	41.5 A
3673	CHIEF ELECTRICAL INSPECTOR	1	1	1	43.5 A
3675	CONTROLS SUPERVISOR	1	1	1	43 A
3677	ELECTRICAL SPECIALIST	1	1	1	42.5 A
3678	CHIEF PLUMBING INSPECTOR	1	1	1	43.5 A
3695	JUNIOR CIVIL ENGINEER	2	2	2	40 C
3699	PLUMBING SPECIALIST	1	1	1	42.5 A
3715	SENIOR BUILDING INSPECTOR	2	4	4	43.5 A
3735	SENIOR STRUCTURAL ENGINEER	2	2	2	49 B
3790	BUILDING INSPECTION AID II	7	7	7	38 A
3791	BUILDING INSPECTION AID I	2	3	3	33.5 A
9999	TEMPORARY AND SEASONAL EMPLOYEES	10	10	10	202
		69*	73*	73*	

## BUDGET UNIT - 4300 COUNTY VETERINARIAN

CLASS NO.	TITLE	NUMBER OF CURRENT 1971-72	OF AUTHORIZED RECOMMENDED 1972-73	POSITIONS APPROVED 1972-73	RANGE AND STEP OR FOOTNOTE
	CLASSIFIED POSITIONS				
2120	COUNTY VETERINARIAN	1	1	1	48.5 C
2493	INTERMEDIATE ACCOUNT CLERK	2	3	2	29 A
2510	SENIOR ACCOUNT CLERK	1	1	1	32 A
2700	OR INTERMEDIATE CLERK				28 A
2705	OR INTERMEDIATE TYPIST	2	2	2	28 A

COUNTY OF SAN DIEGO FINAL BUDGET  
1972-1973  
SCHEDULE OF POSITIONS

335<sup>D</sup>

BUDGET UNIT - 4300 COUNTY VETERINARIAN

CLASS NO.	TITLE	NUMBER OF CURRENT 1971-72	AUTHORIZED RECOMMENDED 1972-73	POSITIONS APPROVED 1972-73	RANGE AND STEP OR FOOTNOTE
2710	JUNIOR CLERK				24.5 A
	OR				
2715	JUNIOR TYPIST	3	5	4	24.5 A
2765	JUNIOR STENOGRAPHER	1	1	1	26 A
2767	SECRETARY II	1	1	1	33 A
4210	ASSOCIATE VETERINARY PATHOLOGIST	1	1	1	46.5 A
4220	SUPERVISING VETERINARIAN	1	1	1	47.5 A
4222	SUPERVISING VETERINARY LABORATORY TECHNICIAN	1	1	1	37.5 C
4225	VETERINARIAN	1	1	1	44.5 A
4230	VETERINARY PATHOLOGIST	1	1	1	47.5 A
4318	HISTOLOGY TECHNICIAN	1	1	1	35.5 A
4325	LABORATORY AID				24.5 A
	OR				
4330	LABORATORY ASSISTANT	1	1	1	27.5 A
5701	ANIMAL REGULATION SUPERVISOR	2	2	2	40 A
5702	ANIMAL REGULATION OFFICER III	3	3	3	36 A
5703	ANIMAL REGULATION OFFICER II	28	37	36	35 A
5704	ANIMAL REGULATION OFFICER I	6	8	6	30 A
9999	TEMPORARY AND SEASONAL EMPLOYEES	14	14	17	202
		71*	85*	83*	

BUDGET UNIT - 4400 SEALER OF WEIGHTS AND MEASURES

CLASS NO.	TITLE	NUMBER OF CURRENT 1971-72	AUTHORIZED RECOMMENDED 1972-73	POSITIONS APPROVED 1972-73	RANGE AND STEP OR FOOTNOTE
	CLASSIFIED POSITIONS				
2166	SEALER OF WEIGHTS AND MEASURES	1	1	1	46 C
2767	SECRETARY II	1	1	1	33 A
5450	CHIEF DEPUTY SEALER OF WEIGHTS AND MEASURES	1	1	1	40 A
5454	WEIGHTS AND MEASURES INSPECTOR II				38 A
	OR				
5455	WEIGHTS AND MEASURES INSPECTOR I	9	9	9	36 A
9999	TEMPORARY AND SEASONAL EMPLOYEES	4	2	4	202
		16*	14*	16*	

BUDGET UNIT - 4460 LOCAL AGENCY FORMATION COMMISSION

CLASS NO.	TITLE	NUMBER OF CURRENT 1971-72	AUTHORIZED RECOMMENDED 1972-73	POSITIONS APPROVED 1972-73	RANGE AND STEP OR FOOTNOTE
	UNCLASSIFIED POSITIONS				
0454	EXECUTIVE OFFICER			1	49.5 C
0455	MEMBERS, LOCAL AGENCY FORMATION COMMISSION	7	7	7	204
0460	ALTERNATE MEMBER, LOCAL AGENCY FORMATION COMMISSION	3	3		204
	CLASSIFIED POSITIONS				
2304	ADMINISTRATIVE ASSISTANT II				44.5 A
	OR				
2303	ADMINISTRATIVE ASSISTANT I				41 A
	OR				
2306	ADMINISTRATIVE TRAINEE			1	36.5 A
2306	ADMINISTRATIVE TRAINEE				36.5 A
	OR				
2310	ASSISTANT ADMINISTRATIVE ANALYST	1	1		40 A
2320	ASSOC ADMIN ANALYST	1	1		43.5 A
2760	INTERMEDIATE STENOGRAPHER	1	1	1	29.5 A
2770	SENIOR STENOGRAPHER	1	1	1	32.5 A
8064	EXECUTIVE OFFICER	1	1	1	49.5 C
9999	TEMPORARY AND SEASONAL EMPLOYEES	2	1	1	202
		16*	16*	12*	

BUDGET UNIT - 4500 RECORDER

CLASS NO.	TITLE	NUMBER OF CURRENT 1971-72	AUTHORIZED RECOMMENDED 1972-73	POSITIONS APPROVED 1972-73	RANGE AND STEP OR FOOTNOTE
	STATUTORY POSITIONS				
0150	RECORDER	1	1	1	247

COUNTY OF SAN DIEGO FINAL BUDGET  
1972-1973  
SCHEDULE OF POSITIONS

## BUDGET UNIT - 4500 RECORDER

CLASS NO.	TITLE	NUMBER OF CURRENT 1971-72	AUTHORIZED RECOMMENDED 1972-73	POSITIONS APPROVED 1972-73	RANGE AND STEP OR FOOTNOTE
UNCLASSIFIED POSITIONS					
0250	CHIEF DEPUTY COUNTY RECORDER	1	1	1	44 E
CLASSIFIED POSITIONS					
2493	INTERMEDIATE ACCOUNT CLERK		1		29 A
2700	INTERMEDIATE CLERK				28 A
	OR				
2705	INTERMEDIATE TYPIST	9	12	9	28 A
2710	JUNIOR CLERK				24.5 A
	OR				
2715	JUNIOR TYPIST	3	2	3	24.5 A
2730	SENIOR CLERK	3	4	3	32 A
2745	SUPERVISING CLERK	2	2	2	35.5 A
2768	SECRETARY I	1	1	1	30 A
3015	CHIEF, RECORDING SERVICES	1	1	1	40.5 A
3024	INDEX CLERK	4	4	4	30.5 A
3071	SENIOR INDEX CLERK	1	1	1	33.5 A
3088	TRANSFER TAX CLERK	9	9	9	33 A
9999	TEMPORARY AND SEASONAL EMPLOYEES				202
		36*	40*	36*	

## BUDGET UNIT - 4610 CORONER

CLASS NO.	TITLE	NUMBER OF CURRENT 1971-72	AUTHORIZED RECOMMENDED 1972-73	POSITIONS APPROVED 1972-73	RANGE AND STEP OR FOOTNOTE
CLASSIFIED POSITIONS					
2111	CORONER	1	1	1	50 C
2255	CHIEF DEPUTY CORONER	1	1	1	44.5 A
2493	INTERMEDIATE ACCOUNT CLERK	1	1	1	29 A
2705	INTERMEDIATE TYPIST	4	4	4	28 A
2710	JUNIOR CLERK				24.5 A
	OR				
2715	JUNIOR TYPIST	1	2	2	24.5 A
2720	MEDICAL TYPIST	1	1	1	28 A
2767	SECRETARY II	1	1	1	33 A
4305	ASSISTANT TOXICOLOGIST	4	4	4	42.5 A
4306	ASSOCIATE TOXICOLOGIST	1	1	1	45.5 A
4316	CHIEF TOXICOLOGIST	1	1	1	48.5 A
4318	HISTOLOGY TECHNICIAN	1	1	1	35.5 A
4325	LABORATORY AID	1	1	1	24.5 A
4800	CHIEF EMBALMER	1	1	1	40.5 A
4819	EMBALMER III	2	2	2	38 A
4820	EMBALMER II				36.5 C
	OR				
4821	EMBALMER I	6	6	6	34.5 C
5740	DEPUTY CORONER	8	9	9	41 A
8040	MORTUARY AIDE		1		31.5 A
9999	TEMPORARY AND SEASONAL EMPLOYEES	4	5	5	202
		39*	43*	42*	

## BUDGET UNIT - 4620 PUBLIC ADMINISTRATOR

CLASS NO.	TITLE	NUMBER OF CURRENT 1971-72	AUTHORIZED RECOMMENDED 1972-73	POSITIONS APPROVED 1972-73	RANGE AND STEP OR FOOTNOTE
CLASSIFIED POSITIONS					
2158	PUBLIC ADMINISTRATOR	1	1	1	48 C
2232	ASSISTANT PUBLIC ADMINISTRATOR	1	1	1	43 A
2403	ACCOUNTING TECHNICIAN	1	1	1	35.5 A
2493	INTERMEDIATE ACCOUNT CLERK	2	2	2	29 A
2505	SENIOR ACCOUNTANT	1	1	1	43.5 A
2510	SENIOR ACCOUNT CLERK	3	3	3	32 A
2645	SENIOR WAREHOUSEMAN	1	1	1	34 A
2670	WAREHOUSEMAN	1	1	1	31 A

COUNTY OF SAN DIEGO FINAL BUDGET  
1972-1973  
SCHEDULE OF POSITIONS

BUDGET UNIT - 4620 PUBLIC ADMINISTRATOR

CLASS NO.	TITLE	NUMBER OF CURRENT 1971-72	AUTHORIZED POSITIONS RECOMMENDED 1972-73	APPROVED 1972-73	RANGE AND STEP OR FOOTNOTE
2705	INTERMEDIATE TYPIST	2	2	2	28 A
2760	INTERMEDIATE STENOGRAPHER	3	2	2	29.5 A
2767	SECRETARY II	1	1	1	33 A
2905	LEGAL STENOGRAPHER	1	2	2	33 A
5260	SENIOR SOCIAL WORKER				40.5 A
	OR				
5265	SOCIAL WORKER	3			37.5 A
5540	PROPERTY AGENT	1	1	1	40 A
5603	DEPUTY PUBLIC ADMINISTRATOR II				39 A
	OR				
5604	DEPUTY PUBLIC ADMINISTRATOR I		4	4	36 A
5605	ESTATE INVESTIGATOR				37.5 A
	OR				
5617	JUNIOR ESTATE INVESTIGATOR	4			34.5 A
5606	DEPUTY PUBLIC GUARDIAN II				40.5 A
	OR				
5607	DEPUTY PUBLIC GUARDIAN I		3	3	37.5 A
5626	SR ESTATE INVESTIGTR	1			39.5 A
5638	SUPERVISING DEPUTY PUBLIC ADMINISTRATOR		1	1	41 A
5639	SUPERVISING DEPUTY PUBLIC GUARDIAN				42 A
	OR				
5639	SUPERVISING DEPUTY PUBLIC GUARDIAN		1	1	42 A
5640	SUPV GUARDIANSHP EST	1			41 A
9999	TEMPORARY AND SEASONAL EMPLOYEES	7	7	7	202
		35*	35*	35*	

BUDGET UNIT - 4700 OFFICE OF EMERGENCY SERVICES

CLASS NO.	TITLE	NUMBER OF CURRENT 1971-72	AUTHORIZED POSITIONS RECOMMENDED 1972-73	APPROVED 1972-73	RANGE AND STEP OR FOOTNOTE
CLASSIFIED POSITIONS					
2650	STOCK CLERK	1	1	1	31 A
2660	STOREKEEPER I	1	1	1	33.5 A
2700	INTERMEDIATE CLERK				28 A
	OR				
2705	INTERMEDIATE TYPIST	2	2	2	28 A
2740	SENIOR TYPIST	1	1	1	32 A
5860	ASSISTANT ADMINISTRATIVE OFFICER, CIVIL DEFENSE	1	1	1	50 A
5879	CIVIL DEFENSE AND DISASTER COORDINATOR	6	6	6	43.5 A
9999	TEMPORARY AND SEASONAL EMPLOYEES	10	10	10	202
		22*	22*	22*	

BUDGET UNIT - 4900 PLANNING DEPARTMENT

CLASS NO.	TITLE	NUMBER OF CURRENT 1971-72	AUTHORIZED POSITIONS RECOMMENDED 1972-73	APPROVED 1972-73	RANGE AND STEP OR FOOTNOTE
UNCLASSIFIED POSITIONS					
0410	APPOINTIVE MEMBER, PLANNING COMMISSION	7	7	7	25.6
CLASSIFIED POSITIONS					
2136	DIRECTOR OF PLANNING	1	1	1	56 C
2218	ASSISTANT DIRECTOR OF PLANNING	1	1	1	51.5 A
2303	ADMINISTRATIVE ASSISTANT II	2	3	3	43 A
2303	ADMINISTRATIVE ASS T II				44.5 A
	OR				
2304	ADMINISTRATIVE ASS T I				41 A
	OR				
2306	ADMINISTRATIVE TRAINEE				36.5 A
2304	ADMINISTRATIVE ASSISTANT I				41 A
	OR				
2304	ADMINISTRATIVE ASSISTANT I		2	1	41 A
2341	RESEARCH ANALYST II				43 A
	OR				
2342	RESEARCH ANALYST I	5	4	1	39.5 A



COUNTY OF SAN DIEGO FINAL BUDGET  
1972-1973  
SCHEDULE OF POSITIONS

## BUDGET UNIT - 4900 PLANNING DEPARTMENT

CLASS NO.	TITLE	NUMBER OF CURRENT 1971-72	OF AUTHORIZED RECOMMENDED 1972-73	POSITIONS APPROVED 1972-73	RANGE AND STEP OR FOOTNOTE
2493	INTERMEDIATE ACCOUNT CLERK		1	1	29 A
2503	PROGRAMMER ANALYST I		2		39.5 A
2510	SENIOR ACCOUNT CLERK	1	1	1	32 A
2700	INTERMEDIATE CLERK				28 A
	OR				
2705	INTERMEDIATE TYPIST	15	20	13	28 A
2715	JUNIOR TYPIST	2	3	4	24.5 A
2730	SENIOR CLERK				32 A
	OR				
2740	SENIOR TYPIST	1	1	1	32 A
2760	INTERMEDIATE STENOGRAPHER	9	8	6	28.5 A
2765	JUNIOR STENOGRAPHER	1	1	1	26 A
2767	SECRETARY II	2	2	2	33 A
2768	SECRETARY I		1	1	30 A
2770	SENIOR STENOGRAPHER		1	1	32.5 A
2810	TELEPHONE OPERATOR AND INFORMATION CLERK	1			25.5 A
3507	ASSISTANT PLANNER				41 A
	OR				
3523	JUNIOR PLANNER	14	17	12	36.5 A
3508	ASSOCIATE PLANNER	34	41	28	44 B
3508	ASSOCIATE PLANNER				44 A
	OR				
3507	ASSISTANT PLANNER				41 A
	OR				
3523	JUNIOR PLANNER				36.5 A
3512	CARTOGRAPHER	1	1	1	44 A
3515	ENVIRONMENT MANAGEMENT SPECIALIST II				44 A
	OR				
3516	ENVIRONMENT MANAGEMENT SPECIALIST I		2		41 A
3518	CHIEF OF CARTOGRAPHIC SERVICES-PLANNING	1	1	1	48 A
3520	CHIEF, PLANNING DIVISION	6	7	5	50 C
3521	DEPUTY DIRECTOR, PROGRAM COORDINATION-PLANNING				51.5 C
	OR				
3521	DEPUTY DIRECTOR, PROGRAM COORDINATION-PLANNING	1	1		51.5 C
3546	RESEARCH PLANNING CHIEF	1			49 C
3550	SENIOR PLANNER	19	30	16	47 B
3800	DRAFTSMAN III	2	7	7	38.5 A
3801	DRAFTSMAN II				36 A
	OR				
3802	DRAFTSMAN I	26	27	22	33 A
3817	GRAPHIC ARTIST	2	1		37.5 A
3818	GRAPHIC SUPERVISOR		1	1	42 A
3821	PLANNING AID II				31 A
	OR				
3822	PLANNING AID I	15	15	13	29 A
3825	PLANNING TECHNICIAN II	3	3	3	38 A
3826	PLANNING TECHNICIAN I	5	8	5	35 A
8065	PRINCIPAL PLANNER		1		
8066	ASSISTANT CHIEF CARTOGRAPHER		1	1	
8067	MAPPING SUPERVISOR		1	1	
9999	TEMPORARY AND SEASONAL EMPLOYEES	31	99	135	202
		209*	323*	296*	

## BUDGET UNIT - 5050 DEPARTMENT OF THE COUNTY ENGINEER

CLASS NO.	TITLE	NUMBER OF CURRENT 1971-72	OF AUTHORIZED RECOMMENDED 1972-73	POSITIONS APPROVED 1972-73	RANGE AND STEP OR FOOTNOTE
	CLASSIFIED POSITIONS				
2113	COUNTY ENGINEER	1	1	1	57 C
2211	ASSISTANT COUNTY ENGINEER	1	1	1	53.5 A
2303	ADMINISTRATIVE ASSISTANT II				44.5 A
	OR				
2304	ADMINISTRATIVE ASSISTANT I				41 A
	OR				
2306	ADMINISTRATIVE TRAINEE			2	36.5 A

COUNTY OF SAN DIEGO FINAL BUDGET  
1972-1973  
SCHEDULE OF POSITIONS

339

BUDGET UNIT - 5050 DEPARTMENT OF THE COUNTY ENGINEER

CLASS NO.	TITLE	NUMBER OF AUTHORIZED POSITIONS			RANGE AND STEP OR FOOTNOTE
		CURRENT 1971-72	RECOMMENDED 1972-73	APPROVED 1972-73	
2304	ADMINISTRATIVE ASSISTANT I				41 A
	OR				
2306	ADMINISTRATIVE TRAINEE	2	2		36.5 A
2331	DEPARTMENTAL SAFETY OFFICER	1	1	1	38.5 A
2491	FISCAL ANALYST		1	1	46 A
2502	PROGRAMMER ANALYST II				43 C
	OR				
2503	PROGRAMMER ANALYST I	1	1	1	39.5 A
2650	STOCK CLERK	1	1	1	31 A
2700	INTERMEDIATE CLERK				28 A
	OR				
2705	INTERMEDIATE TYPIST	9	9	9	28 A
2725	PRINCIPAL CLERK	1	1	1	38.5 A
2730	SENIOR CLERK	5	5	5	32 A
2760	INTERMEDIATE STENOGRAPHER	9	9	9	29.5 A
2767	SECRETARY II	2	2	2	33 A
3038	LAYOUT COMPOSER	1	1	1	32 A
3050	OFFSET EQUIPMENT OPERATOR	1	1	1	30.5 A
3503	ASSISTANT LANDSCAPE ARCHITECT		1	1	41 A
3615	ASSISTANT CIVIL ENGINEER	31	31	31	43 C
3615	ASSISTANT CIVIL ENGINEER				43 C
	OR				
3812	ENGINEERING TECHNICIAN III	14	18	18	43 B
3635	ASSOCIATE CIVIL ENGINEER	26	28	28	46 C
3676	DEPUTY COUNTY ENGINEER	4	4	4	52.5 A
3695	JUNIOR CIVIL ENGINEER	13	13	13	40 C
3695	JUNIOR CIVIL ENGINEER				40 C
	OR				
3813	ENGINEERING TECHNICIAN II	15	17	17	40 A
3697	JUNIOR ENGINEERING GEOLOGIST				40 B
	OR				
3681	ENGINEERING GEOLOGIST	1	2	2	43 C
3700	PRINCIPAL CIVIL ENGINEER	6	6	6	51 B
3720	SENIOR CIVIL ENGINEER	14	14	14	49 B
3720	SENIOR CIVIL ENGINEER				49 C
	OR				
2377	TRAFFIC SAFETY COORDINATOR	1	1	1	49 C
3728	SENIOR LAND SURVEYOR	1	1	1	49 A
3780	ASSISTANT LAND SURVEYOR	5	5	5	43 A
3785	ASSOCIATE LAND SURVEYOR	4	4	4	46 A
3801	DRAFTSMAN II	4	4	4	37.5 A
3810	ENGINEERING AID	11	9	9	34.5 A
3814	ENGINEERING TECHNICIAN I	22	22	22	37.5 A
5905	CARPENTER	2	3	3	38 D
5940	PAINTER	3	3	3	38 D
5970	SIGN PAINTER	1	1	1	39 D
5999	ASSISTANT DIVISION ROAD SUPERINTENDENT	3	3	3	44 A
6005	DIVISION ROAD SUPERINTENDENT	4	4	4	46 A
6009	MAINTENANCE TECHNICIAN	4	4	4	39 A
6010	POWDERMAN	2	1	1	36 A
6019	ROAD FOREMAN II	4	4	4	42 A
6020	ROAD FOREMAN I				40 A
6025	TRAFFIC DEVICES FOREMAN	1	1	1	40 A
6030	EQUIPMENT OPERATOR III	7	7	7	38.5 A
6031	EQUIPMENT OPERATOR II	56	56	56	37.5 A
6032	EQUIPMENT OPERATOR I				35.5 A
	OR				
6022	ROAD MAINTENANCE MAN	96			30 A
6032	EQUIPMENT OPERATOR I				35.5 A
	OR				
7518	PUBLIC WORKS TRAINEE		96	96	31 A
6040	MOTOR SWEEPER OPERATOR	6	6	6	36.5 A

COUNTY OF SAN DIEGO FINAL BUDGET  
1972-1973  
SCHEDULE OF POSITIONS

BUDGET UNIT - 5050 DEPARTMENT OF THE COUNTY ENGINEER

CLASS NO.	TITLE	NUMBER OF CURRENT 1971-72	OF AUTHORIZED RECOMMENDED 1972-73	POSITIONS APPROVED 1972-73	RANGE AND STEP OR FOOTNOTE
6110	EQUIPMENT MECHANIC	12	12	12	37.5 C
6130	EQUIPMENT SHOP FOREMAN	3	3	3	39.5 A
6155	ROAD EQUIPMENT SPECIALIST	1	1	1	42.5 A
6180	WELDER	3	3	3	37.5 C
6349	TREE MAINTENANCE FOREMAN		1	1	37.5 A
6350	TREE MAINTENANCE MAN III	3	3	3	35.5 A
6351	TREE MAINTENANCE MAN II	4	4	4	34.5 A
7083	SEWER CONSTRUCTION AND MAINTENANCE MAN I	1	1	1	33.5 A
7095	WATER SYSTEM MAINTENANCE MAN	1	1	1	35.5 A
7539	UTILITYMAN III	2	2	2	36 A
7540	UTILITYMAN II	2	2	2	34 A
7541	UTILITYMAN I	6	6	6	33 A
9999	TEMPORARY AND SEASONAL EMPLOYEES	100	100	117	202
		554*	564*	581*	

BUDGET UNIT - 5100 DEPARTMENT OF PUBLIC HEALTH, ADMINISTRATION

CLASS NO.	TITLE	NUMBER OF CURRENT 1971-72	OF AUTHORIZED RECOMMENDED 1972-73	POSITIONS APPROVED 1972-73	RANGE AND STEP OR FOOTNOTE
	CLASSIFIED POSITIONS				
2139	DIRECTOR OF PUBLIC HEALTH	1	1	1	62 C
2221	ASSISTANT DIRECTOR OF PUBLIC HEALTH	1	1	1	58 A
2303	ADMINISTRATIVE ASS T. II				44.5 A
	OR				
2304	ADMINISTRATIVE ASS T I				41 A
	OR				
2306	ADMINISTRATIVE TRAINEE			1	36.5 A
2304	ADMINISTRATIVE ASSISTANT I				41 A
	OR				
2306	ADMINISTRATIVE TRAINEE	1	1		36.5 A
2318	ASSISTANT TO THE DIRECTOR OF PUBLIC HEALTH			1	48 A
2330	EXECUTIVE ASSISTANT	1	1	1	48.5 A
2493	INTERMEDIATE ACCOUNT CLERK	2	2	2	29 A
2510	SENIOR ACCOUNT CLERK	2	2	2	32 A
2650	STOCK CLERK	1	1		31 A
2660	STOREKEEPER I			1	33.5 A
2700	INTERMEDIATE CLERK				28 A
	OR				
2705	INTERMEDIATE TYPIST	33	37	36	28 A
2710	JUNIOR CLERK				24.5 A
	OR				
2715	JUNIOR TYPIST	5	6	6	24.5 A
2725	PRINCIPAL CLERK	2	2	2	38.5 A
2730	SENIOR CLERK				32 A
	OR				
2740	SENIOR TYPIST	15	15	15	32 A
2745	SUPERVISING CLERK	4	4	4	35.5 A
2760	INTERMEDIATE STENOGRAPHER	7	7	7	29.5 A
2767	SECRETARY II	2	2	2	33 A
2770	SENIOR STENOGRAPHER	1	1	1	32.5 A
3030	KEY PUNCH OPERATOR	1	1	1	29 A
3710	PUBLIC HEALTH ENGINEER	1	1	1	50 C
4106	CHIEF, BUREAU OF DISEASE CONTROL	1	1	1	57 C
4110	CHIEF, BUREAU OF MATERNAL AND CHILD HEALTH	1	1	1	57 C
4123	CHIEF, MEDICAL SERVICES, PUBLIC HEALTH	1	1	1	59 E
4192	PHYSICIAN III	4	4	4	54.5 C
4192	PHYSICIAN III, PART-TIME	2	2	2	145
4193	PHYSICIAN II				52.5 C
	OR				
4194	PHYSICIAN I	7	7	7	51.5 C
4193	PHYSICIAN II, PART TIME				146
	OR				
4194	PHYSICIAN I, PART-TIME	4	6	5	51.5 C

COUNTY OF SAN DIEGO FINAL BUDGET  
1972-1973  
SCHEDULE OF POSITIONS

BUDGET UNIT - 5100 DEPARTMENT OF PUBLIC HEALTH, ADMINISTRATION

CLASS NO.	TITLE	NUMBER OF CURRENT 1971-72	NUMBER OF AUTHORIZED POSITIONS RECOMMENDED 1972-73	NUMBER OF AUTHORIZED POSITIONS APPROVED 1972-73	RANGE AND STEP OR FOOTNOTE
4215	PUBLIC HEALTH VETERINARIAN	1	1	1	47.5 A
4300	ASSISTANT CHIEF, PUBLIC HEALTH LABORATORY	1	1	1	46 A
4315	CHIEF, PUBLIC HEALTH LABORATORY	1	1	1	50.5 C
4325	LABORATORY AID	1	1	1	24.5 A
4325	LABORATORY AID				24.5 A
	OR				
4330	LABORATORY ASSISTANT	1	1	1	27.5 A
4330	LABORATORY ASSISTANT	4	5	5	27.5 A
4343	MILK TECHNICIAN	1	1	1	35 A
4346	PUBLIC HEALTH MICROBIOLOGIST	4	4	4	39 B
4346	PUBLIC HEALTH MICROBIOLOGIST				39 C
	OR				
4320	JUNIOR PUBLIC HEALTH MICROBIOLOGIST	2	3	3	35 C
4348	PUBLIC HEALTH VIROLOGIST	1	1	1	43 A
4353	SENIOR PUBLIC HEALTH MICROBIOLOGIST	3	3	3	41 C
4370	X-RAY TECHNICIAN	2	2	2	33 A
4465	NUTRITIONIST	1	1	1	41.5 A
4540	REGISTERED NURSE II				36 B
	OR				
4541	REGISTERED NURSE I	11	14	14	36 B
4555	ASSISTANT CHIEF, PUBLIC HEALTH NURSING	1	1	1	44.5 A
4560	CHIEF, DIVISION OF PUBLIC HEALTH NURSING	1	1	1	47.5 C
4565	PUBLIC HEALTH NURSE II				40 A
	OR				
4566	PUBLIC HEALTH NURSE I	72	72	72	37.5 A
4565	PUBLIC HEALTH NURSE II				40 A
	OR				
4567	SENIOR PUBLIC HEALTH NURSE	9	9	9	41 A
4570	SUPERVISING PUBLIC HEALTH NURSE	9	9	9	42.5 A
4625	VOCATIONAL NURSE	4	4	4	30.5 A
4700	ASSISTANT CHIEF, DIVISION OF SANITATION	1	1	1	46 A
4705	ASSISTANT SANITARIAN				36 A
	OR				
4735	SANITARIAN	33	36	36	40 A
4710	CHIEF, DIVISION OF SANITATION	1	1	1	48 A
4720	LAY DAIRY INSPECTOR	2	2	2	40 A
4745	SENIOR SANITARIAN	5	5	5	42 A
4750	SENIOR VECTOR CONTROLMAN	1	1	1	36 A
4755	SUPERVISING SANITARIAN	6	7	7	44 A
4760	VECTOR CONTROLMAN	10	10	10	34 A
4763	VECTOR ECOLOGIST	1	1	1	42 A
4765	SUPERVISING VECTOR CONTROLMAN	1	1	1	38 A
4805	CHIEF OF PUBLIC HEALTH EDUCATION	1	1	1	45.5 E
4823	HEALTH EDUCATION ASSISTANT				30.5 A
4824	HEALTH EDUCATION ASSOCIATE	1	1	1	35.5 A
4825	HEALTH EDUCATOR	6	6	6	41 D
4830	HEALTH INFORMATION SPECIALIST	1	1	1	41 A
4835	PUBLIC HEALTH ANALYST	1	1	1	44 C
4840	SENIOR HEALTH EDUCATOR	2	2	2	43 C
4911	COUNTY AID II				28 A
	OR				
4912	COUNTY AID I	7	6	6	24.5 A
5735	COMMUNICABLE DISEASES INVESTIGATOR	3	5	5	39 A
5763	SENIOR COMMUNICABLE DISEASE INVESTIGATOR	1	1	1	41 A
9999	TEMPORARY AND SEASONAL EMPLOYEES	25	30	30	202
		339*	362*	361*	

BUDGET UNIT - 5110 DEPARTMENT OF PUBLIC HEALTH, ALCOHOLISM DETOXIFICATION

CLASS NO.	TITLE	NUMBER OF CURRENT 1971-72	NUMBER OF AUTHORIZED POSITIONS RECOMMENDED 1972-73	NUMBER OF AUTHORIZED POSITIONS APPROVED 1972-73	RANGE AND STEP OR FOOTNOTE
	CLASSIFIED POSITIONS				
2700	INTERMEDIATE CLERK				28 A
	OR				
2705	INTERMEDIATE TYPIST	3	4	4	28 A

COUNTY OF SAN DIEGO FINAL BUDGET  
1972-1973  
SCHEDULE OF POSITIONS

## BUDGET UNIT - 5110 DEPARTMENT OF PUBLIC HEALTH, ALCOHOLISM DETOXIFICATION

CLASS NO.	TITLE	NUMBER OF CURRENT 1971-72	OF AUTHORIZED RECOMMENDED 1972-73	POSITIONS APPROVED 1972-73	RANGE AND STEP OR FOOTNOTE
4193	PHYSICIAN II	1	1	1	52.5 C
4525	HEAD NURSE			1	38 A
4540	REGISTERED NURSE II				36 A
	OR				
4541	REGISTERED NURSE I	7	7	6	36 C
4615	NURSES ASSISTANT				27.5 A
	OR				
4614	NURSES AID	12	12	12	25.5 A
5021	ASSISTANT TO THE SUPERINTENDENT, DETOXIFICATION CENTER	1	1	1	38 A
5093	SUPERINTENDENT, DETOXIFICATION CENTER	1	1	1	47.5 A
5203	ALCOHOLISM COUNSELOR	1	2	2	37.5 A
5250	PSYCHIATRIC SOCIAL WORKER II				43 A
	OR				
5251	PSYCHIATRIC SOCIAL WORKER I	1			41 A
6405	CHEF	1	1	1	35 A
6410	COOK II	2	2	2	32 A
6415	FOOD SERVICES WORKER		2	2	23.5 A
9999	TEMPORARY AND SEASONAL EMPLOYEES	10	10	10	202
		40*	43*	43*	

## BUDGET UNIT - 5130 DEPARTMENT OF PUBLIC HEALTH, ALCOHOLISM DETOX. WOMENS FACILITY

CLASS NO.	TITLE	NUMBER OF CURRENT 1971-72	OF AUTHORIZED RECOMMENDED 1972-73	POSITIONS APPROVED 1972-73	RANGE AND STEP OR FOOTNOTE
	CLASSIFIED POSITIONS				
2700	INTERMEDIATE CLERK				28 A
	OR				
2705	INTERMEDIATE TYPIST		1	1	28 A
2730	SENIOR CLERK				32 A
	OR				
2740	SENIOR TYPIST		1	1	32 A
4540	REGISTERED NURSE II				36 B
	OR				
4541	REGISTERED NURSE I		4	4	36 B
4615	NURSES ASSISTANT				27.5 A
	OR				
4614	NURSES AID		8	8	25.5 A
5021	ASSISTANT TO THE SUPERINTENDENT, DETOXIFICATION CNTR			1	38 A
5203	ALCOHOLISM COUNSELOR		1	1	37.5 A
6415	FOOD SERVICES WORKER		2	2	23.5 A
8019	DIRECTOR, WOMENS FACILITY		1		43 A
		*	18*	18*	

## BUDGET UNIT - 5140 DEPARTMENT OF PUBLIC HEALTH, DRUG ABUSE

CLASS NO.	TITLE	NUMBER OF CURRENT 1971-72	OF AUTHORIZED RECOMMENDED 1972-73	POSITIONS APPROVED 1972-73	RANGE AND STEP OR FOOTNOTE
	CLASSIFIED POSITIONS				
2318	ASSISTANT TO THE DIRECTOR OF PUBLIC HEALTH	1			48 A
2700	INTERMEDIATE CLERK				28 A
	OR				
2705	INTERMEDIATE TYPIST	4			28 A
2730	SENIOR CLERK				32 A
	OR				
2740	SENIOR TYPIST	1			32 A
2760	INTERMEDIATE STENOGRAPHER	1			29.5 A
2770	SENIOR STENOGRAPHER	1			32.5 A
4824	HEALTH EDUCATION ASSOCIATE	5			35.5 C
4825	HEALTH EDUCATOR	5			41 D
4830	HEALTH INFORMATION SPECIALIST	1			41 C
4840	SENIOR HEALTH EDUCATOR	2			43 C
4909	AUDIO-VISUAL TECHNICIAN	1			32.5 A

COUNTY OF SAN DIEGO FINAL BUDGET  
1972-1973  
SCHEDULE OF POSITIONS

BUDGET UNIT - 5140 DEPARTMENT OF PUBLIC HEALTH, DRUG ABUSE

CLASS NO.	TITLE	NUMBER OF CURRENT 1971-72	AUTHORIZED POSITIONS RECOMMENDED 1972-73	APPROVED 1972-73	RANGE AND STEP OR FOOTNOTE
4911	COUNTY AID II				28 A
	OR				
4912	COUNTY AID I	12			24.5 A
5221	DRUG ABUSE COUNSELOR	3			37.5 A
5261	SENIOR SOCIAL WORKER, MSW	1			43 A
5266	SOCIAL WORKER, MSW	7			41 A
9999	TEMPORARY AND SEASONAL EMPLOYEES	10			202
		55*	*	*	

BUDGET UNIT - 5150 DEPARTMENT OF PUBLIC HEALTH, AIR POLLUTION CONTROL

CLASS NO.	TITLE	NUMBER OF CURRENT 1971-72	AUTHORIZED POSITIONS RECOMMENDED 1972-73	APPROVED 1972-73	RANGE AND STEP OR FOOTNOTE
	CLASSIFIED POSITIONS				
2700	INTERMEDIATE CLERK				28 A
	OR				
2705	INTERMEDIATE TYPIST	3	1	1	28 A
2710	JUNIOR CLERK				24.5 A
	OR				
2715	JUNIOR TYPIST			1	24.5 A
2715	JUNIOR TYPIST		1		24.5 A
2730	SENIOR CLERK				32 A
	OR				
2740	SENIOR TYPIST		1	1	32 A
2745	SUPERVISING CLERK			1	35.5 A
2760	INTERMEDIATE STENOGRAPHER		1	1	29.5 A
3598	AIR POLLUTION ENGINEER	3	7	7	43 C
3602	ASSISTANT CHIEF, AIR POLLUTION CONTROL SERVICE	1	1	1	45 C
3663	CHIEF, AIR POLLUTION CONTROL SERVICE	1	1	1	50 C
3693	JUNIOR AIR POLLUTION ENGINEER	2	2	2	40 A
3701	PRINCIPAL AIR POLLUTION ENGINEER			1	47 A
3713	SENIOR AIR POLLUTION ENGINEER	1	2	2	45 B
3845	AIR POLLUTION CHEMIST	2	2	2	40.5 A
3847	AIR POLLUTION REPRESENTATIVE	8	10	10	38 A
3848	AIR POLLUTION TECHNICIAN	3	4	4	36.5 A
3857	INDUSTRIAL HYGIENIST	1	1	1	42 A
3860	METEOROLOGICAL ASSISTANT	1	1	1	36.5 A
3868	SENIOR AIR POLLUTION CHEMIST	1	1	1	43 A
3869	SENIOR AIR POLLUTION REPRESENTATIVE	1	2	2	41 A
3871	SENIOR INDUSTRIAL HYGIENIST	1	1	1	44 A
3885	SUPERVISING AIR POLLUTION CHEMIST		1	1	45 A
3886	SUPERVISING AIR POLLUTION REPRESENTATIVE			1	43 A
8015	CHIEF AIR POLLUTION ENGINEER		1		47.5 A
8016	CHIEF OF ENFORCEMENT		1		47.5 A
8017	CHIEF OF TECHNICAL SERVICES		1		47.5 A
8018	TECHNICAL STAFF ASSISTANT		1		42 A
9999	TEMPORARY AND SEASONAL EMPLOYEES	2	5	5	202
		31*	48*	48*	

BUDGET UNIT - 5160 DEPARTMENT OF PUBLIC HEALTH, ALCOHOLISM CLINIC

CLASS NO.	TITLE	NUMBER OF CURRENT 1971-72	AUTHORIZED POSITIONS RECOMMENDED 1972-73	APPROVED 1972-73	RANGE AND STEP OR FOOTNOTE
	CLASSIFIED POSITIONS				
2700	INTERMEDIATE CLERK				28 A
	OR				
2705	INTERMEDIATE TYPIST	6	6	6	28 A
2730	SENIOR CLERK				32 A
	OR				
2740	SENIOR TYPIST	1	1	1	32 A
4192	PHYSICIAN III	1	1	1	54.5 C
4193	PHYSICIAN II				52.5 C
	OR				
4194	PHYSICIAN I	3	3	3	51.5 C

COUNTY OF SAN DIEGO FINAL BUDGET  
1972-1973  
SCHEDULE OF POSITIONS

BUDGET UNIT - 5160 DEPARTMENT OF PUBLIC HEALTH, ALCOHOLISM CLINIC

CLASS NO.	TITLE	NUMBER OF CURRENT 1971-72	OF AUTHORIZED RECOMMENDED 1972-73	POSITIONS APPROVED 1972-73	RANGE AND STEP OR FOOTNOTE
4195	PSYCHIATRIST II				58 C
4196	OR				
4540	PSYCHIATRIST I	1	1	1	56 C
4541	REGISTERED NURSE II				36 B
4541	OR				
4840	REGISTERED NURSE I	1	1	1	36 A
5045	SENIOR HEALTH EDUCATOR	1	1	1	43 A
5250	CLINICAL PSYCHOLOGIST	2	2	2	46 C
5251	PSYCHIATRIC SOCIAL WORKER II				43 A
5251	OR				
9999	PSYCHIATRIC SOCIAL WORKER I	5	5	5	41 A
	TEMPORARY AND SEASONAL EMPLOYEES	4	4	4	202
		25*	25*	25*	

BUDGET UNIT - 5170 DEPARTMENT OF PUBLIC HEALTH, CRIPPLED CHILDREN SERVICES

CLASS NO.	TITLE	NUMBER OF CURRENT 1971-72	OF AUTHORIZED RECOMMENDED 1972-73	POSITIONS APPROVED 1972-73	RANGE AND STEP OR FOOTNOTE
CLASSIFIED POSITIONS					
2493	INTERMEDIATE ACCOUNT CLERK	1	1	1	29 A
2700	INTERMEDIATE CLERK				28 A
2705	OR				
2730	INTERMEDIATE TYPIST	7	7	7	28 A
2740	SENIOR CLERK				32 A
4193	OR				
4193	SENIOR TYPIST	1	1	2	32 A
4194	PHYSICIAN II				52.5 C
4194	OR				
4390	PHYSICIAN I	1	1	1	51.5 C
4400	CRIPPLED CHILDREN SERVICES SUPERVISOR	1	1	1	45.5 C
4405	OCCUPATIONAL THERAPIST II				38.5 A
4405	OR				
4410	OCCUPATIONAL THERAPIST I	9	9	9	37 A
4420	PHYSICAL THERAPIST II				38.5 A
4428	OR				
4430	PHYSICAL THERAPIST I	9	9	9	37 A
4435	SENIOR THERAPIST	1	1	1	39.5 A
5223	SUPERVISING OCCUPATIONAL THERAPIST	1	1	1	41.5 A
5224	SUPERVISING PHYSICAL THERAPIST	1	1	1	41.5 A
5224	OR				
5244	ELIGIBILITY WORKER I	2	2	1	32.5 A
9999	MEDICAL SOCIAL WORKER II	1	1	1	43 A
	TEMPORARY AND SEASONAL EMPLOYEES	7	7	7	202
		42*	42*	42*	

BUDGET UNIT - 5190 DEPARTMENT OF PUBLIC HEALTH, MODEL CITIES COMPREHENSIVE HEALTH CARE

CLASS NO.	TITLE	NUMBER OF CURRENT 1971-72	OF AUTHORIZED RECOMMENDED 1972-73	POSITIONS APPROVED 1972-73	RANGE AND STEP OR FOOTNOTE
CLASSIFIED POSITIONS					
2304	ADMINISTRATIVE ASSISTANT I				41 A
2306	OR				
2308	ADMINISTRATIVE TRAINEE	1	1		39.5 A
2319	ASSISTANT CHIEF, HEALTH CARE PROJECT	1	1	1	42 A
2493	CHIEF, HEALTH CARE PROJECT	1	1	1	45.5 A
2760	INTERMEDIATE ACCOUNT CLERK	1	1	1	28 A
9999	INTERMEDIATE STENOGRAPHER	1	1	1	31.5 A
	TEMPORARY AND SEASONAL EMPLOYEES		2	2	202
		4*	6*	6*	

BUDGET UNIT - 5200 DEPARTMENT OF MEDICAL INSTITUTIONS, COMMUNITY MENTAL HEALTH

CLASS NO.	TITLE	NUMBER OF CURRENT 1971-72	OF AUTHORIZED RECOMMENDED 1972-73	POSITIONS APPROVED 1972-73	RANGE AND STEP OR FOOTNOTE
UNCLASSIFIED POSITIONS					
0480	CLINICAL PSYCHOLOGY INTERN			2	35.5 A

COUNTY OF SAN DIEGO FINAL BUDGET  
1972-1973  
SCHEDULE OF POSITIONS

BUDGET UNIT - 5200 DEPARTMENT OF MEDICAL INSTITUTIONS, COMMUNITY MENTAL HEALTH

CLASS NO.	TITLE	NUMBER OF CURRENT 1971-72	AUTHORIZED POSITIONS RECOMMENDED 1972-73	APPROVED POSITIONS 1972-73	RANGE AND STEP OR FOOTNOTE
0481	LEGAL INTERN			2	
0482	TUTORS			5	40 A
0483	STUDENT ASSISTANT MANAGER			2	33 A
0484	RESIDENT COUNSELORS			2	30 A
0807	AUXILIARY VOLUNTEER	150	150	150	244
0808	RESIDENT IIC			2	48.5 A
0809	RESIDENT IC			2	47 A
0810	RESIDENT IIC			2	47 A
0811	RESIDENT III	2		6	264
0812	RESIDENT II	4	6	6	47 A
0813	RESIDENT I	7	5	5	45.5 A
0820	INTERN VOLUNTEER	6	5	5	44 A
0830	STUDENT VOLUNTEERS	4	4	4	244
0840	VOLUNTEER STAFF MEMBER	200	200	200	244
	CLASSIFIED POSITIONS	50	50	50	244
2270	CHIEF OF COMMUNITY MENTAL HEALTH	1	1	1	61 C
2303	ADMINISTRATIVE ASSISTANT II				44.5 A
2304	ADMINISTRATIVE ASSISTANT I		2		41 A
2303	ADMINISTRATIVE ASSISTANT II				44.5 A
2304	ADMINISTRATIVE ASSISTANT I				41 A
2306	ADMINISTRATIVE TRAINEE			2	36.5 A
2324	CHIEF, ADMINISTRATIVE SERVICES-CMH	1	1	1	41 A
2341	RESEARCH ANALYST II				44.5 A
2342	RESEARCH ANALYST I	1	1	2	41 A
2700	INTERMEDIATE CLERK				28 A
2705	INTERMEDIATE TYPIST	28	53	55	28 A
2710	JUNIOR CLERK				24.5 A
2715	JUNIOR TYPIST	6	13	12	24.5 A
2720	MEDICAL TYPIST	2	3	2	28 A
2730	SENIOR CLERK	3	4	6	32 C
2745	SUPERVISING CLERK	1	3	2	35.5 C
2760	INTERMEDIATE STENOGRAPHER	6	7	7	29.5 C
2767	SECRETARY II		1	1	33 A
2768	SECRETARY I	1			30 A
4104	CHIEF, ADULT INPATIENT SERVICES-CMH				61.5 C
4104	CHIEF, ADULT INPATIENT SERVICES, C.M.H.			1	60 C
4105	CHIEF, ADULT OUTPATIENT SERVICES-CMH				61.5 C
4105	CHIEF, ADULT OUTPATIENT SERVICES, C.M.H.			1	60 C
4115	CHIEF, CHILDRENS SERVICES-CMH	1	1	1	61.5 C
4121	CHIEF, INDIRECT SERVICES-CMH				61.5 C
4121	CHIEF, INDIRECT SERVICES-C.M.H.			1	60 C
4125	CHIEF, PROFESSIONAL EDUCATION-CMH	1	1	1	61.5 C
4129	CHIEF OF FORENSIC PSYCHIATRY	1	1	1	59 C
4162	CONSULTANT IN INTERNAL MEDICINE	1	1	1	58 C
4183	NEUROLOGIST	1	1	1	58 C
4192	PHYSICIAN III	1	1	1	54.5 C
4193	PHYSICIAN II				52.5 C
4194	PHYSICIAN I	14	14	14	51.5 C
4195	PSYCHIATRIST II				58 C
4196	PSYCHIATRIST I	41	71	71	56 C
4398	OCCUPATIONAL THERAPY ASSISTANT				28.5 A
4618	PSYCHIATRIC TECHNICIAN				30.5 A
4625	VOCATIONAL NURSE	1	2	2	30.5 A



COUNTY OF SAN DIEGO FINAL BUDGET  
1972-1973  
SCHEDULE OF POSITIONS

BUDGET UNIT - 5200 DEPARTMENT OF MEDICAL INSTITUTIONS, COMMUNITY MENTAL HEALTH

CLASS NO.	TITLE	NUMBER OF CURRENT 1971-72	NUMBER OF AUTHORIZED POSITIONS RECOMMENDED 1972-73	NUMBER OF POSITIONS APPROVED 1972-73	RANGE AND STEP OR FOOTNOTE
4400	OCCUPATIONAL THERAPIST II				38.5 A
	OR				
4405	OCCUPATIONAL THERAPIST I	4	6	5	37 A
4407	PATIENT ACTIVITIES COORDINATOR	3	3	3	34.5 A
4430	SUPERVISING OCCUPATIONAL THERAPIST	1	1	1	41.5 A
4498	ASSISTANT CHIEF NURSE, COMMUNITY MENTAL HEALTH SERVICE	1	1	1	44.5 A
4506	CHIEF NURSE, COMMUNITY MENTAL HEALTH SERVICE	1	1	1	46.5 A
4533	NURSES TRAINING COORDINATOR	1	1	1	42.5 A
4536	PSYCHIATRIC HEAD NURSE	4	6	6	40 A
4537	PSYCHIATRIC NURSE				37 A
	OR				
4540	REGISTERED NURSE II				36 B
	OR				
4541	REGISTERED NURSE I	47	64	64	36 A
4547	SUPERVISING PSYCHIATRIC NURSE	3	3	3	42.5 A
4614	NURSES AID				25.5 A
	OR				
4615	NURSES ASSISTANT	47	52	52	27.5 A
4618	PSYCHIATRIC TECHNICIAN				30.5 A
	OR				
4625	VOCATIONAL NURSE	50	56	56	30.5 A
4825	HEALTH EDUCATOR	1	1	1	41 D
5035	CHIEF CLINICAL PSYCHOLOGIST	2	2	2	48.5 C
5045	CLINICAL PSYCHOLOGIST	27	43	43	46 C
5087	SENIOR CLINICAL PSYCHOLOGIST	1	1	1	47 C
5218	CHIEF PSYCHIATRIC SOCIAL WORKER	1	1	1	45 A
5250	PSYCHIATRIC SOCIAL WORKER II				43 A
	OR				
5251	PSYCHIATRIC SOCIAL WORKER I	40	59	62	41 A
5250	PSYCHIATRIC SOCIAL WORKER II				43 A
	OR				
5251	PSYCHIATRIC SOCIAL WORKER I				41 A
	OR				
8052	COMMUNITY EDUCATOR		3		
5284	TEACHER-THERAPIST-CMH	1	5	1	42 C
5634	STUDENT WORKER III				28.5 A
	OR				
5635	STUDENT WORKER II		2		20.5 A
6410	COOK II		1	1	32 A
8042	RESIDENT IIC		2		48.5 A
8043	RESIDENT IC		2		47 A
8044	CHIEF OF CENTRAL ADULT SERVICES		1		60 C
8045	CHIEF OF OUTLYING ADULT SERVICES		1		60 C
8046	RESIDENT CHILD SOCIOLOGIST		1		42 A
8047	PSYCHOLOGY INTERN		2		35.5 A
8048	LEGAL INTERN		2		43.5 A
8049	MEDICAL RECORDS LIBRARIAN		1		41 A
8050	ASSISTANT MEDICAL RESIDENT TECHNICIAN		1		38 A
8051	SUPERVISING TEACHER		1		48 A
8053	TUTORS		5		40 A
8054	RESIDENT COUNSELORS		2		30 A
8055	OFFICE MANAGER		1		36 A
8056	STUDENT ASSISTANT MANAGER		2		33 A
8057	PSYCHIATRIC NURSE CONSULTANT		1		41 A
9999	TEMPORARY AND SEASONAL EMPLOYEES	30	45	45	202
		800*	984*	974*	

BUDGET UNIT - 5480 DEPARTMENT OF SANITATION AND FLOOD CONTROL

CLASS NO.	TITLE	NUMBER OF CURRENT 1971-72	NUMBER OF AUTHORIZED POSITIONS RECOMMENDED 1972-73	NUMBER OF POSITIONS APPROVED 1972-73	RANGE AND STEP OR FOOTNOTE
2150	DIRECTOR OF SANITATION AND FLOOD CONTROL	1	1	1	54 C

COUNTY OF SAN DIEGO FINAL BUDGET  
1972-1973  
SCHEDULE OF POSITIONS

BUDGET UNIT - 5480 DEPARTMENT OF SANITATION AND FLOOD CONTROL

CLASS NO.	TITLE	NUMBER OF CURRENT 1971-72	AUTHORIZED POSITIONS RECOMMENDED 1972-73	APPROVED 1972-73	RANGE OR FOOTNOTE	STEP
2228	ASSISTANT DIRECTOR OF SANITATION AND FLOOD CONTROL	1	1	1	52	A
2302	ADMINISTRATIVE ASSISTANT III	1	1	1	46.5	A
2303	ADMINISTRATIVE ASSISTANT II	2	2		44.5	A
2303	ADMINISTRATIVE ASSISTANT II				44.5	A
2304	ADMINISTRATIVE ASSISTANT I				41	A
2306	ADMINISTRATIVE TRAINEE			3	36.5	A
2304	ADMINISTRATIVE ASSISTANT I				41	A
2306	ADMINISTRATIVE TRAINEE	1	1		36.5	A
2491	FISCAL ANALYST	1	1	1	46	A
2504	REFUSE DISPOSAL FEE COLLECTOR	23	18	18	30.5	A
2700	INTERMEDIATE CLERK				28	A
2705	INTERMEDIATE TYPIST	3	3	3	28	A
2730	SENIOR CLERK	1	1	1	32	A
2760	INTERMEDIATE STENOGRAPHER	4	4	4	29.5	A
2767	SECRETARY II	1	1	1	33	A
2768	SECRETARY I	1	1	1	30	A
3615	ASSISTANT CIVIL ENGINEER	1		1	43	C
3615	ASSISTANT CIVIL ENGINEER				43	C
3812	ENGINEERING TECHNICIAN III	6	7	6	43	A
3635	ASSOCIATE CIVIL ENGINEER	6	7	7	46	C
3643	ASSOCIATE MECHANICAL ENGINEER	1	1	1	46	A
3645	ASSOCIATE SANITARY ENGINEER	1			46	C
3684	DEPUTY DIRECTOR OF SANITATION AND FLOOD CONTROL	2	2	2	52.5	A
3695	JUNIOR CIVIL ENGINEER	2	2	2	40	C
3695	JUNIOR CIVIL ENGINEER				40	C
3813	ENGINEERING TECHNICIAN II	11	10	10	40	A
3700	PRINCIPAL CIVIL ENGINEER	4	5	5	51	C
3705	PRIN SANITARY ENGR	1			50	C
3720	SENIOR CIVIL ENGINEER	6	6	6	49	C
3730	SENIOR SANITARY ENGINEER	2	2	2	49	C
3750	SOLID WASTE MANAGER	1			48	C
3801	DRAFTSMAN II	1	1	1	37.5	A
3810	ENGINEERING AID	2	2	2	34.5	A
3812	ENGINEERING TECHNICIAN III	1	1	1	43	A
3814	ENGINEERING TECHNICIAN I	5	5	5	37.5	A
3850	ASSOCIATE SANITARY CHEMIST	1	1	1	42	C
3880	SENIOR SANITARY CHEMIST		1	1	44	A
4730	REFUSE DISPOSAL INSPECTOR	3			33.5	A
4732	REFUSE DISPOSAL SUPERVISOR	3	3	3	41	A
4753	SOLID WASTE SUPERINTENDANT	1			43	A
5470	SOLID WASTE COMPLIANCE OFFICER II		2	2	37.5	A
5471	SOLID WASTE COMPLIANCE OFFICER I		1	1	34.5	A
6027	BACKHOE OPERATOR	6	9	9	37.5	A
6030	EQUIPMENT OPERATOR III	2	8	8	38.5	A
6031	EQUIPMENT OPERATOR II	25	20	20	37.5	A
6032	EQUIPMENT OPERATOR I	2			35.5	A
6032	EQUIPMENT OPERATOR I				35.5	A
7518	PUBLIC WORKS TRAINEE		8	8	31	A
6305	GARDENER	1			31.5	A
6305	GARDENER				31.5	A
6320	GROUNDSMAN GARDENER	1	2	2	28.5	A
7025	CHIEF, OPERATIONS AND MAINTENANCE	1	1	1	44	A
7068	SEWAGE TREATMENT PLANTS FOREMAN	1	1	1	41.5	A
7069	SEWAGE TREATMENT PLANT OPERATOR III	2	4	4	39.5	A

COUNTY OF SAN DIEGO FINAL BUDGET  
1972-1973  
SCHEDULE OF POSITIONS

## BUDGET UNIT - 5480 DEPARTMENT OF SANITATION AND FLOOD CONTROL

CLASS NO.	TITLE	NUMBER OF CURRENT 1971-72	AUTHORIZED POSITIONS RECOMMENDED 1972-73	APPROVED 1972-73	RANGE AND STEP OR FOOTNOTE
7070	SEWAGE TREATMENT PLANT OPERATOR II			4	38 A
7071	SEWAGE TREATMENT OPERATOR I	2	4		36 A
	OR				
7518	PUBLIC WORKS TRAINEE		7	7	31 A
7071	SEWAGE TREATMENT PLANT OPERATOR I				36 A
	OR				
7072	SEWAGE TREATMENT PLANT OPERATOR TRAINEE	9			32 A
7080	SEWERAGE FOREMAN II	3	4	4	40.5 A
7081	SEWERAGE FOREMAN I	1			38.5 A
7082	SEWER CONSTRUCTION AND MAINTENANCE MAN II	9	10	10	34.5 A
7083	SEWER CONSTRUCTION AND MAINTENANCE MAN I	11			33.5 A
7083	SEWER CONSTRUCTION MAINTENANCE MAN I				33.5 A
	OR				
7518	PUBLIC WORKS TRAINEE		11	11	33.5 A
7084	SUPERINTENDENT OF SOLID WASTE		1	1	46 A
7510	LABORER	9			30 A
7518	PUBLIC WORKS TRAINEE	2			31 A
7539	UTILITYMAN III	1			36 A
9999	TEMPORARY AND SEASONAL EMPLOYEES	29	36	36	202
		218*	220*	220*	

## BUDGET UNIT - 5500 DEPARTMENT OF PUBLIC WELFARE ADMINISTRATION

CLASS NO.	TITLE	NUMBER OF CURRENT 1971-72	AUTHORIZED POSITIONS RECOMMENDED 1972-73	APPROVED 1972-73	RANGE AND STEP OR FOOTNOTE
	UNCLASSIFIED POSITIONS				
0840	VOLUNTEER STAFF MEMBER	600	999	999	244
0845	GRADUATE STUDENT	28	28	28	244
	CLASSIFIED POSITIONS				
2142	DIRECTOR OF PUBLIC WELFARE	1	1	1	56.5 C
2224	ASSISTANT DIRECTOR OF PUBLIC WELFARE	2	2	2	50.5 A
2303	ADMINISTRATIVE ASSISTANT II	5	8		44.5 A
2303	ADMINISTRATIVE ASSISTANT II				44.5 A
	OR				
2304	ADMINISTRATIVE ASSISTANT I				41 A
	OR				
2306	ADMINISTRATIVE TRAINEE			10	36.5 A
2304	ADMINISTRATIVE ASSISTANT I				41 A
	OR				
2306	ADMINISTRATIVE TRAINEE	2	2		36.5 A
2306	ADMINISTRATIVE TRAINEE				36.5 A
	OR				
2314	ASSISTANT PERSONNEL OFFICER	1	1	1	41 A
2329	DEPARTMENTAL PERSONNEL OFFICER	1	1	1	45.5 A
2330	EXECUTIVE ASSISTANT	1	1	1	48.5 A
2334	MEX. AMER RECR OFFICER			1	45.5 A
2341	RESEARCH ANALYST II				44.5 A
	OR				
2342	RESEARCH ANALYST I	1	1	1	41 A
2405	ASSISTANT ACCOUNTANT				40 C
	OR				
2500	JUNIOR ACCOUNTANT	1	1		36.5 C
2425	ASSOCIATE ACCOUNTANT				42 A
	OR				
2405	ASSISTANT ACCOUNTANT				40 C
	OR				
2500	JUNIOR ACCOUNTANT			1	36.5 C
2429	ASSISTANT WELFARE FINANCE OFFICER	1	1	1	46 A
2477	REVENUE AND RECOVERY OFFICER II		2	2	35.5 A
2477	COLLECTOR II	2			35.5 A
2493	INTERMEDIATE ACCOUNT CLERK	11	11	11	29 A
2502	PROGRAMMER ANALYST II				42.5 A
	OR				
2503	PROGRAMMER ANALYST I	1	1	1	39.5 A

COUNTY OF SAN DIEGO FINAL BUDGET  
1972-1973  
SCHEDULE OF POSITIONS

BUDGET UNIT - 5500 DEPARTMENT OF PUBLIC WELFARE ADMINISTRATION

CLASS NO.	TITLE	NUMBER OF CURRENT POSITIONS 1971-72	NUMBER OF AUTHORIZED POSITIONS RECOMMENDED 1972-73	NUMBER OF POSITIONS APPROVED 1972-73	RANGE AND STEP OR FOOTNOTE
2505	SENIOR ACCOUNTANT	1	1	1	43.5 A
2510	SENIOR ACCOUNT CLERK	18	18	18	32 A
2535	WELFARE FINANCE OFFICER	1	1	1	48 A
2650	STOCK CLERK	2	2	2	31 A
2660	STOREKEEPER I	1	1	1	33.5 A
2700	INTERMEDIATE CLERK				28 A
2705	OR				
2710	INTERMEDIATE TYPIST	293	329	320	28 A
2715	JUNIOR TYPIST	37	35	36	24.5 A
2725	PRINCIPAL CLERK	1	1	1	38.5 A
2730	SENIOR CLERK				32 A
2740	OR				
2745	SENIOR TYPIST	23	23	22	32 A
2760	SUPERVISING CLERK	12	12	12	35.5 A
2767	INTERMEDIATE STENOGRAPHER	17	19	19	29.5 A
2810	SECRETARY II	3	3	3	33 A
2815	TELEPHONE OPERATOR AND INFORMATION CLERK	23	23	25	27.5 A
4911	TELEPHONE SUPERVISOR	1	1	1	29.5 A
4912	COUNTY AID II				28 A
5200	OR				
5205	COUNTY AID I	71	77	77	24.5 A
5206	ADMISSIONS WORKER II	5			36.5 A
5207	APPEALS COORDINATOR	1	1	1	44 A
5208	ASSISTANT CHIEF, EDUCATION-TRAINING	1	1	1	42.5 A
5209	ASSISTANT CHIEF, HOSPITAL INTAKE	1	1	1	45.5 A
5211	ASSISTANT DISTRICT CHIEF	18	22	16	45.5 A
5212	ASSISTANT TO DIVISION CHIEF	1	1	1	47.5 A
5213	CASE MANAGEMENT CONSULTANT	1	1	1	45.5 A
5215	CHIEF, COMMODITY DISTRIBUTION	1	1	1	45.5 A
5216	CHIEF, HOSPITAL INTAKE	1	1	1	47.5 A
5217	CHIEF, BLIND SECTION	1	1	1	45.5 A
5219	CHIEF, LICENSING SECTION	1	1	1	46.5 A
5220	CHIEF, HOMEMAKER SERVICE	1	1	1	47.5 A
5222	CHIEF, EDUCATION-TRAINING	1	1	1	45.5 A
5223	COORDINATOR, PROTECTIVE SERVICES	1	1	1	46.5 A
5224	ELIGIBILITY SUPERVISOR	109	131	127	37 A
5226	ELIGIBILITY WORKER II				33.5 A
5227	OR				
5228	ELIGIBILITY WORKER I	666	834	812	32.5 A
5233	DISTRICT CHIEF	7	8	8	47.5 A
5235	EDUCATION-TRAINING SUPERVISOR	1	1	1	42 A
5237	GRADUATE TRAINING SUPERVISOR	2	2	2	46.5 A
5239	JOB PLACEMENT SPECIALIST	1	1	1	31 A
5240	JUNIOR SOCIAL WORKER				36.5 A
5243	OR				
5244	SENIOR SOCIAL WORKER				40.5 A
5248	OR				
5261	SOCIAL WORKER	584	602	488	37.5 A
5263	HOMEMAKER III	67	36	29	27.5 A
5266	HOMEMAKER II	163	70	68	26 A
5270	HOMEMAKER I	177	149	112	24.5 A
5275	HOMEMAKER SUPERVISOR	10	8	1	29.5 A
5277	MEDICAL SERVICES WORKER		5	4	40.5 A
5279	MEDICAL SOCIAL WORKER II	1	1	1	43 A
5281	PROGRAM ASSISTANT	10	11	11	42.5 A
5283	SENIOR SOCIAL WORKER, MSW	11	14	15	43 A
5285	SENIOR SOCIAL WORK SUPERVISOR	34	29	30	44.5 A
5287	SOCIAL WORKER, MSW	48	54	54	42 A
5289	SOCIAL WORK SUPERVISOR	118	113	109	42 A
5291	STAFF DEVELOPMENT SUPERVISOR	1	1	1	47.5 A

COUNTY OF SAN DIEGO FINAL BUDGET  
1972-1973  
SCHEDULE OF POSITIONS

## BUDGET UNIT - 5500 DEPARTMENT OF PUBLIC WELFARE ADMINISTRATION

CLASS NO.	TITLE	NUMBER OF AUTHORIZED POSITIONS			RANGE AND STEP OR FOOTNOTE
		CURRENT 1971-72	RECOMMENDED 1972-73	APPROVED 1972-73	
5283	SUPERVISING WELFARE INVESTIGATOR	1	1	1	42.5 A
5290	TRAINING SUPERVISOR	2	2	2	45.5 A
5295	WELFARE DIVISION CHIEF	2	2	3	49.5 A
5297	WELFARE INVESTIGATOR		2	3	40 A
9999	TEMPORARY AND SEASONAL EMPLOYEES	85	85	85	202
		3,297*	3,803*	3,596*	

## BUDGET UNIT - 5509 DEPARTMENT OF PUBLIC WELFARE, ADOPTIONS

CLASS NO.	TITLE	NUMBER OF AUTHORIZED POSITIONS			RANGE AND STEP OR FOOTNOTE
		CURRENT 1971-72	RECOMMENDED 1972-73	APPROVED 1972-73	
CLASSIFIED POSITIONS					
2303	ADMINISTRATIVE ASSISTANT II	1	1		44.5 A
2303	ADMINISTRATIVE ASSISTANT II				44.5 A
	OR				
2304	ADMINISTRATIVE ASSISTANT I				41 A
	OR				
2306	ADMINISTRATIVE TRAINEE			1	36.5 A
2700	INTERMEDIATE CLERK				28 A
	OR				
2705	INTERMEDIATE TYPIST	33	30	30	28 A
2710	JUNIOR CLERK				24.5 A
	OR				
2715	JUNIOR TYPIST	2	2	2	24.5 A
2740	SENIOR TYPIST	3	3	3	32 A
2745	SUPERVISING CLERK	1	1	1	35.5 A
2760	INTERMEDIATE STENOGRAPHER	2	2	2	29.5 A
2810	TELEPHONE OPERATOR AND INFORMATION CLERK	2	2	2	27.5 A
5208	ASSISTANT DISTRICT CHIEF	2	2	2	45.5 A
5214	CHIEF, ADOPTIONS SECTION	1	1	1	47.5 A
5235	JUNIOR SOCIAL WORKER				36.5 A
	OR				
5260	SENIOR SOCIAL WORKER				40.5 A
	OR				
5265	SOCIAL WORKER	4			37.5 A
5260	SENIOR SOCIAL WORKER				40.5 A
	OR				
5266	SOCIAL WORKER, MSW	46	46	49	41 A
5261	SENIOR SOCIAL WORKER, MSW	15	15	15	43 A
5263	SENIOR SOCIAL WORK SUPERVISOR	11	10	10	44.5 A
9999	TEMPORARY AND SEASONAL EMPLOYEES	15	15	15	202
		138*	130*	133*	

## BUDGET UNIT - 5513 MODEL CITIES - CHILD CARE PROJECT

CLASS NO.	TITLE	NUMBER OF AUTHORIZED POSITIONS			RANGE AND STEP OR FOOTNOTE
		CURRENT 1971-72	RECOMMENDED 1972-73	APPROVED 1972-73	
CLASSIFIED POSITIONS					
2700	INTERMEDIATE CLERK				28 A
	OR				
2705	INTERMEDIATE TYPIST		1	1	28 A
2760	INTERMEDIATE STENOGRAPHER		1	1	29.5 A
5204	CHILD CARE PROJECT TRAINER-EVALUATOR		1	1	42 A
5210	CHIEF, CHILD CARE PROJECT		1	1	45.5 A
5229	CHILD CARE PROJECT CASEWORKER		1	1	37.5 A
5230	CHILDRENS CENTER ATTENDANT		16	16	27 A
5231	CHILDRENS CENTER ATTENDANT TRAINEE		11	11	26 A
5232	CHILDRENS CENTER SUPERVISOR		3	3	40.5 A
5256	SENIOR CHILDRENS CENTER ATTENDANT		11	11	29 A
7027	CHILDRENS CENTER CARETAKER		1	1	28.5 A
9999	TEMPORARY AND SEASONAL EMPLOYEES		20	20	202
		*	67*	67*	

COUNTY OF SAN DIEGO FINAL BUDGET  
1972-1973  
SCHEDULE OF POSITIONS

BUDGET UNIT - 6000 DEPARTMENT OF MEDICAL INSTITUTIONS, ADMINISTRATION AND GENERAL SERVICES

CLASS NO.	TITLE	NUMBER OF CURRENT 1971-72	AUTHORIZED POSITIONS RECOMMENDED 1972-73	APPROVED 1972-73	RANGE AND STEP OR FOOTNOTE
CLASSIFIED POSITIONS					
2130	DIRECTOR OF MEDICAL INSTITUTIONS	1	1	1	61 C
2213	ASSISTANT DIRECTOR OF MEDICAL INSTITUTIONS	1	1	1	58.5 C
2405	ASSISTANT ACCOUNTANT				40 C
	OR				
2500	JUNIOR ACCOUNTANT	2	3		36.5 C
2425	ASSOCIATE ACCOUNTANT				42 A
	OR				
2405	ASSISTANT ACCOUNTANT				40 C
	OR				
2500	JUNIOR ACCOUNTANT			3	36.5 C
2487	DMI FINANCE OFFICER	1	1	1	47 A
2493	INTERMEDIATE ACCOUNT CLERK	1	1		29 A
2505	SENIOR ACCOUNTANT	1	1	1	43.5 A
2510	SENIOR ACCOUNT CLERK	1	1	2	32 A
2650	STOCK CLERK	1	2	2	31 A
2700	INTERMEDIATE CLERK				28 A
	OR				
2705	INTERMEDIATE TYPIST	5	6	6	28 A
2760	INTERMEDIATE STENOGRAPHER	1			29.5 A
2767	SECRETARY II	1	1	1	33 A
2810	TELEPHONE OPERATOR AND INFORMATION CLERK	5	2	2	27.5 A
4170	DENTIST	1	1	1	50.5 A
4193	PHYSICIAN II				52.5 C
	OR				
4194	PHYSICIAN I	11	12	12	51.5 C
4250	PHARMACIST	1	2	2	47 A
4255	PHARMACIST ASSISTANT	2	3	3	32.5 A
4260	PHARMACY TECHNICIAN	1	1	1	36.5 A
4507	CORRECTIONAL FACILITY NURSE III	4	3	3	38.5 A
4508	CORRECTIONAL FACILITY NURSE II				36.5 B
	OR				
4509	CORRECTIONAL FACILITY NURSE I	28	22	22	36 A
4526	JAIL NURSE III		1	1	39 A
4527	JAIL NURSE II				37 A
	OR				
4528	JAIL NURSE I		7	7	36 A
4540	REGISTERED NURSE II				36 B
	OR				
4541	REGISTERED NURSE I	3	5	5	36 A
4625	VOCATIONAL NURSE			4	30.5 A
4625	VOCATIONAL NURSE				30.5 A
	OR				
8014	PHYSICIAN ASSISTANT		4		31 A
5884	BUILDING MAINTENANCE ENGINEER	3	3	3	38.5 A
5885	BUILDING MAINTENANCE FOREMAN II	1	1	1	40.5 A
5905	CARPENTER	1	1	1	38.5 D
5920	ELECTRICIAN	1	1	1	40.5 D
5940	PAINTER	2	2	2	38 D
5945	PAINTER FOREMAN	1	1	1	40 C
6305	GARDENER	1	1	1	31.5 A
6310	GARDENER FOREMAN	1	1	1	35 A
6500	LAUNDRY WORKER II	2	2	2	24.5 A
6501	LAUNDRY WORKER I	6	7	7	23.5 A
6510	LAUNDRY FOREMAN	1	1	1	33 A
6520	LAUNDRY MARKER DISTRIBUTOR	1			25 A
6530	WASHERMAN	1	1	1	31.5 A
6531	WASHERMAN ASSISTANT			6	31 A
7020	CHIEF OF HOSPITAL PLANT AND MAINTENANCE II	1	1	1	45.5 A
7030	CUSTODIAN III	1	1	1	29.5 A
7031	CUSTODIAN II	16	18	18	27.5 A
7066	PARKING LOT ATTENDANT	2	2	2	24.5 A

COUNTY OF SAN DIEGO FINAL BUDGET  
1972-1973  
SCHEDULE OF POSITIONS

BUDGET UNIT - 6000 DEPARTMENT OF MEDICAL INSTITUTIONS, ADMINISTRATION AND GENERAL SERVICES

CLASS NO.	TITLE	NUMBER OF CURRENT 1971-72	AUTHORIZED POSITIONS		RANGE AND STEP OR FOOTNOTE
			RECOMMENDED 1972-73	APPROVED 1972-73	
7510	LABORER	6	6		30 A
7520	SEAMSTRESS	1	1	1	24.5 A
7525	SKILLED LABORER	2			32.5 A
7541	UTILITYMAN I	1			33 A
7541	UTILITYMAN I	1			33 A
	OR				
7518	PUBLIC WORKS TRAINEE		3	3	31 A
9999	TEMPORARY AND SEASONAL EMPLOYEES	8	8	8	202
		132*	143*	143*	

BUDGET UNIT - 6100 DEPARTMENT OF MEDICAL INSTITUTIONS, S.D. CO. - UNIV. HOSPITAL

CLASS NO.	TITLE	NUMBER OF CURRENT 1971-72	AUTHORIZED POSITIONS		RANGE AND STEP OR FOOTNOTE
			RECOMMENDED 1972-73	APPROVED 1972-73	
	CLASSIFIED POSITIONS				
2500	JUNIOR ACCOUNTANT	1	1	1	36.5 C
2700	INTERMEDIATE CLERK				28 A
	OR				
2705	INTERMEDIATE TYPIST	2	2	2	28 A
2720	MEDICAL TYPIST	1			28 A
2760	INTERMEDIATE STENOGRAPHER	1			29.5 A
4099	ANESTHESIOLOGIST	1			58 C
4140	CHIEF OF PATHOLOGY	1	1	1	61.5 C
4314	CHIEF CLINICAL LABORATORY TECHNOLOGIST	1	1	1	44 A
4317	CLINICAL LABORATORY TECHNOLOGIST	7	7	7	39 A
4325	LABORATORY AID	2	2	2	24.5 A
4352	SENIOR CLINICAL LABORATORY TECHNOLOGIST	1	1	1	41 A
4354	SUPERVISING CLINICAL LABORATORY TECHNOLOGIST	2	2	2	42 A
4420	PHYSICAL THERAPIST I	1	1	1	37 C
4425	PHYSICAL THERAPY AID	1	1	1	25.5 A
4505	ASSOCIATE DIRECTOR OF NURSING, COUNTY HOSPITAL	1	1	1	45.5 A
4525	HEAD NURSE	3	2	2	38 A
4530	NURSE ANESTHETIST	1	1	1	40.5 A
4535	NURSING ADMINISTRATIVE ASSISTANT	4	4	4	43.5 A
4540	REGISTERED NURSE II	7	6	6	36 B
4614	NURSES AID				25.5 A
	OR				
4615	NURSES ASSISTANT				27.5 A
	OR				
4625	VOCATIONAL NURSE	28	23	23	30.5 A
4620	UROLOGIST ASSISTANT	1	1	1	36 A
5244	MEDICAL SOCIAL WORKER II				43 C
	OR				
5245	MEDICAL SOCIAL WORKER I	1	1	1	41 A
5884	BUILDING MAINTENANCE ENGINEER	3	3	3	38.5 A
5940	PAINTER	2	1	1	38 D
6410	COOK II	1	1	1	32 A
6411	COOK I	3	2	2	29.5 A
6415	FOOD SERVICES WORKER	7	6	6	23.5 A
6435	SENIOR FOOD SERVICES WORKER	1	1	1	25.5 A
7031	CUSTODIAN II	4	4	4	27.5 A
7065	OPERATING ENGINEER	4	3	3	38 A
7541	UTILITYMAN I	1			33 A
9999	TEMPORARY AND SEASONAL EMPLOYEES				202
		94*	79*	79*	

BUDGET UNIT - 6500 DEPARTMENT OF MEDICAL INSTITUTIONS, COUNTY GERIATRIC HOSPITAL

CLASS NO.	TITLE	NUMBER OF CURRENT 1971-72	AUTHORIZED POSITIONS		RANGE AND STEP OR FOOTNOTE
			RECOMMENDED 1972-73	APPROVED 1972-73	
	UNCLASSIFIED POSITIONS				
0807	AUXILIARY VOLUNTEER	300	300	300	244

COUNTY OF SAN DIEGO FINAL BUDGET  
1972-1973  
SCHEDULE OF POSITIONS

BUDGET UNIT - 6500 DEPARTMENT OF MEDICAL INSTITUTIONS, COUNTY GERIATRIC HOSPITAL

CLASS NO.	TITLE	NUMBER OF AUTHORIZED POSITIONS			RANGE AND STEP OR FOOTNOTE
		CURRENT 1971-72	RECOMMENDED 1972-73	APPROVED 1972-73	
0830	STUDENT VOLUNTEERS	100	100	100	244
0840	VOLUNTEER STAFF MEMBER	20	20	20	244
	CLASSIFIED POSITIONS				
2493	INTERMEDIATE ACCOUNT CLERK	1	1	1	29 A
2505	SENIOR ACCOUNTANT	1	1	1	43.5 A
2510	SENIOR ACCOUNT CLERK	1	1	1	32 A
2650	STOCK CLERK	2	2	2	31 A
2660	STOREKEEPER I	1	1	1	33.5 A
2700	INTERMEDIATE CLERK	6	6	6	28 A
2705	INTERMEDIATE TYPIST	2	2	3	28 A
2720	MEDICAL TYPIST		1		28 A
2730	SENIOR CLERK	3	3	3	32 A
2770	SENIOR STENOGRAPHER	1	1	1	32.5 A
4100	ASSOCIATE ADMINISTRATOR, GERIATRIC HOSPITAL	1	1	1	50 A
4130	CHIEF OF GERIATRICS	1	1	1	57.5 A
4192	PHYSICIAN III	1	1	1	54.5 C
4193	PHYSICIAN II				52.5 C
	OR				
4194	PHYSICIAN I	3	3	3	51.5 C
4410	PHYSICAL THERAPIST II				38.5 A
	OR				
4420	PHYSICAL THERAPIST I	2	2	2	37 A
4460	FOOD SERVICES MANAGER	1	1	1	38.5 A
4500	ASSISTANT DIRECTOR OF NURSING, GERIATRIC HOSPITAL	1	1	1	44.5 A
4515	DIRECTOR OF NURSING, GERIATRIC HOSPITAL	1	1	1	46.5 A
4518	GERIATRIC HEAD NURSE	8	8	8	40 A
4519	GERIATRIC NURSE				37 A
	OR				
4540	REGISTERED NURSE II				36 B
	OR				
4541	REGISTERED NURSE I	29	29	29	36 B
4533	NURSES TRAINING COORDINATOR	1	1	1	42.5 A
4614	NURSES AID				25.5 A
	OR				
4615	NURSES ASSISTANT	163	161	161	27.5 A
4625	VOCATIONAL NURSE	5	5	5	30.5 A
5260	SENIOR SOCIAL WORKER	2	2	2	40.5 A
5270	SOCIAL WORK SUPERVISOR	1	1	1	42 A
5884	BUILDING MAINTENANCE ENGINEER	1	1	1	38.5 A
5835	BUILDING MAINTENANCE FOREMAN II	1	1	1	40.5 A
5905	CARPENTER	2	2	2	38 D
5940	PAINTER	3	3	3	38 D
5950	PLUMBER	1	1	1	40.5 D
6200	BUILDING MAINTENANCE ENGINEER ASSISTANT II				36.5 A
	OR				
6201	BUILDING MAINTENANCE ENGINEER ASSISTANT I	2	3	3	34.5 A
6305	GARDENER	1			31.5 A
6305	GARDENER				31.5 A
	OR				
6320	GROUNDSMAN GARDENER		3	3	28.5 A
6310	GARDENER FOREMAN	1	1	1	35 A
6320	GROUNDSMAN GARDENER	2			28.5 A
6405	CHEF	1	1	1	35 A
6410	COOK II	3	3	3	32 A
6411	COOK I	3	3	3	29.5 A
6415	FOOD SERVICES WORKER	33	33	33	29.5 A
6430	MEAT CUTTER	1	1	1	32 A
6435	SENIOR FOOD SERVICES WORKER	1	2	2	29.5 A
6520	LAUNDRY MARKER DISTRIBUTOR	3	4	5	25 A
7021	CHIEF OF HOSPITAL PLANT AND MAINTENANCE I	1	1	1	44.5 A
7030	CUSTODIAN III	1	1	1	29.5 A
7031	CUSTODIAN II	21	19	18	27.5 A



COUNTY OF SAN DIEGO FINAL BUDGET  
1972-1973  
SCHEDULE OF POSITIONS

## BUDGET UNIT - 6500 DEPARTMENT OF MEDICAL INSTITUTIONS, COUNTY GERIATRIC HOSPITAL

CLASS NO.	TITLE	NUMBER OF CURRENT 1971-72	AUTHORIZED RECOMMENDED 1972-73	POSITIONS APPROVED 1972-73	RANGE AND STEP OR FOOTNOTE
7045	EXECUTIVE HOUSEKEEPER	1	1	1	35 A
7065	OPERATING ENGINEER	3	3	3	38 A
7085	SUPERVISING CUSTODIAN	1	1	1	32 A
7520	SEAMSTRESS	2	2	2	24.5 A
7530	SUPERVISING SEAMSTRESS	1	1	1	26.5 A
7541	UTILITYMAN I	3	3	3	33 A
9999	TEMPORARY AND SEASONAL EMPLOYEES	20	20	20	202
		771*	771*	771*	

## BUDGET UNIT - 6800 VETERANS SERVICE OFFICER

CLASS NO.	TITLE	NUMBER OF CURRENT 1971-72	AUTHORIZED RECOMMENDED 1972-73	POSITIONS APPROVED 1972-73	RANGE AND STEP OR FOOTNOTE
CLASSIFIED POSITIONS					
2151	DIRECTOR OF VETERANS SERVICE	1	1	1	43 C
2230	ASSISTANT DIRECTOR OF VETERANS SERVICE	1	1	1	38.5 A
2700	INTERMEDIATE CLERK				28 A
	OR				
2705	INTERMEDIATE TYPIST	3	3	3	28 A
2767	SECRETARY II	1	1	1	33 A
5285	VETERANS SERVICE REPRESENTATIVE II				37.5 A
	OR				
5286	VETERANS SERVICE REPRESENTATIVE I	6	7	7	36.5 A
9999	TEMPORARY AND SEASONAL EMPLOYEES	5	5	5	202
		17*	18*	18*	

## BUDGET UNIT - 6900 PUBLIC EMPLOYMENT PROGRAM

CLASS NO.	TITLE	NUMBER OF CURRENT 1971-72	AUTHORIZED RECOMMENDED 1972-73	POSITIONS APPROVED 1972-73	RANGE AND STEP OR FOOTNOTE
CLASSIFIED POSITIONS					
9999	TEMPORARY AND SEASONAL EMPLOYEES				202
		*	*	*	

## BUDGET UNIT - 7150 COUNTY LIBRARY

CLASS NO.	TITLE	NUMBER OF CURRENT 1971-72	AUTHORIZED RECOMMENDED 1972-73	POSITIONS APPROVED 1972-73	RANGE AND STEP OR FOOTNOTE
CLASSIFIED POSITIONS					
2115	COUNTY LIBRARIAN	1	1	1	50.5 C
2303	ADMINISTRATIVE ASSISTANT II	1	1		44.5 A
2303	ADMINISTRATIVE ASSISTANT II				44.5 A
	OR				
2304	ADMINISTRATIVE ASSISTANT I				41 A
	OR				
2306	ADMINISTRATIVE TRAINEE			1	36.5 A
2493	INTERMEDIATE ACCOUNT CLERK	1	1	2	29 A
2700	INTERMEDIATE CLERK				28 A
	OR				
2705	INTERMEDIATE TYPIST	9	12	12	28 A
2710	JUNIOR CLERK				24.5 A
	OR				
2715	JUNIOR TYPIST	11	13	12	24.5 A
2730	SENIOR CLERK	1	1	1	32 A
2745	SUPERVISING CLERK	1	1	1	35 A
4000	ASSISTANT BOOK REPAIRER	2	2		24.5 A
4005	BOOKMOBILE DRIVER	2	1	1	32.5 A
4010	BOOK REPAIRER	1	1	1	27.5 A
4015	BRANCH LIBRARY AID II	16	16	13	26.5 A
4016	BRANCH LIBRARY AID I	49	53	53	23.5 A
4020	BRANCH LIBRARY ASSISTANT	12	14	17	29.5 A
4022	CATALOG TECHNICIAN	1	1	1	32.5 A

COUNTY OF SAN DIEGO FINAL BUDGET  
1972-1973  
SCHEDULE OF POSITIONS

BUDGET UNIT - 7150 COUNTY LIBRARY

CLASS NO.	TITLE	NUMBER OF CURRENT 1971-72	OF AUTHORIZED RECOMMENDED 1972-73	POSITIONS APPROVED 1972-73	RANGE AND STEP OR FOOTNOTE
4023	LIBRARIAN III	11	12		40.5 C
4023	LIBRARIAN III				40.5 A
4024	OR LIBRARIAN II				38.5 A
4025	LIBRARIAN I			24	36.5 A
4024	LIBRARIAN II				38.5 C
4025	OR LIBRARIAN I	11	14		36.5 B
4035	LIBRARY PAGE	39	30	30	18.5 C
4045	SUPERVISING LIBRARIAN	2	2	2	42 A
4909	AUDIO-VISUAL TECHNICIAN	1	2	1	32.5 A
5905	CARPENTER	1	1	1	38 D
8008	COMMUNITY AIDE		3	1	17.5 C
9999	TEMPORARY AND SEASONAL EMPLOYEES	50	100	100	202
		223*	282*	276*	

BUDGET UNIT - 7200 FARM ADVISOR

CLASS NO.	TITLE	NUMBER OF CURRENT 1971-72	OF AUTHORIZED RECOMMENDED 1972-73	POSITIONS APPROVED 1972-73	RANGE AND STEP OR FOOTNOTE
CLASSIFIED POSITIONS					
2700	INTERMEDIATE CLERK	2	2	2	28 A
2760	INTERMEDIATE STENOGRAPHER	4	4	4	29.5 A
2767	SECRETARY II	1	1	1	33 A
7541	UTILITYMAN I	1	1	1	33 A
9999	TEMPORARY AND SEASONAL EMPLOYEES	3	6	3	202
		11*	14*	11*	

BUDGET UNIT - 7300 DEPARTMENT OF PARKS AND RECREATION

CLASS NO.	TITLE	NUMBER OF CURRENT 1971-72	OF AUTHORIZED RECOMMENDED 1972-73	POSITIONS APPROVED 1972-73	RANGE AND STEP OR FOOTNOTE
CLASSIFIED POSITIONS					
2131	DIRECTOR OF PARKS AND RECREATION	1	1	1	49 C
2216	ASSISTANT DIRECTOR OF PARKS AND RECREATION	1	1	1	46.5 A
2303	ADMINISTRATIVE ASSISTANT II	1	1		44.5 A
2303	ADMINISTRATIVE ASSISTANT II				44.5 A
2304	OR ADMINISTRATIVE ASSISTANT I				41 A
2306	OR ADMINISTRATIVE TRAINEE			1	36.5 A
2510	SENIOR ACCOUNT CLERK	1	1	1	32 A
2650	STOCK CLERK	1	1	1	31 A
2700	INTERMEDIATE CLERK			1	28 A
2705	OR INTERMEDIATE TYPIST	2	3	3	28 A
2730	SENIOR CLERK	1	1	1	32 A
2760	INTERMEDIATE STENOGRAPHER	1	1	1	29.5 A
2767	SECRETARY II	1	1	1	33 A
3525	PARK PLANNER	1	1	1	44 A
5825	ASSISTANT POOL AND GYMNASIUM MANAGER	1	1	1	37.5 A
5830	CAPTAIN OF LIFEGUARDS	1	1	1	41.5 A
5835	LIEUTENANT OF LIFEGUARDS	1	1	1	39.5 A
5840	LIFEGUARD II	2	2	2	37.5 A
5845	POOL AND GYMNASIUM MANAGER	1	1	1	39.5 A
5940	PAINTER	3	3	3	38 D
6032	EQUIPMENT OPERATOR I	1	1	1	35.5 A
6300	ASSISTANT PARK RANGER				31 A
6332	OR PARK RANGER	57	53	53	32 A
6303	ASSISTANT PARKS AND BEACHES SUPERINTENDENT	1	1	1	43.5 A

COUNTY OF SAN DIEGO FINAL BUDGET  
1972-1973  
SCHEDULE OF POSITIONS

BUDGET UNIT - 7300 DEPARTMENT OF PARKS AND RECREATION

CLASS NO.	TITLE	NUMBER OF CURRENT 1971-72	OF AUTHORIZED RECOMMENDED 1972-73	POSITIONS APPROVED 1972-73	RANGE AND STEP OR FOOTNOTE
6305	GARDENER	3	2	2	31.5 A
6310	GARDENER FOREMAN	2	2	2	35 A
6323	PARK DISTRICT SUPERVISOR	3	3	3	39.5 A
6325	PARK MANAGEMENT SPECIALIST	1	1	1	40.5 A
6340	PARKS AND BEACHES SUPERINTENDENT	1	1	1	45.5 A
6342	SENIOR PARK RANGER	8	8	8	34 A
6343	SUPERVISING PARK RANGER	8	8	8	35.5 A
6349	TREE MAINTENANCE FOREMAN	1	1	1	37.5 A
6350	TREE MAINTENANCE MAN III	5	4	4	35.5 A
6351	TREE MAINTENANCE MAN II	9	9	9	34.5 A
7525	SKILLED LABORER	2			32.5 A
7535	UTILITY FOREMAN II	1	1	1	38 A
7539	UTILITYMAN III	1	1	3	36 A
7540	UTILITYMAN II	3	3	1	34 A
7541	UTILITYMAN I				33 A
	OR				
7518	PUBLIC WORKS TRAINEE		2	2	31 A
8007	CHIEF RECREATION SERVICES		1		44 A
9999	TEMPORARY AND SEASONAL EMPLOYEES	20	45	45	202
		147*	168*	167*	

BUDGET UNIT - 7400 SAN DIEGO CITY-COUNTY CAMP COMMISSION, HEADQUARTERS & FACILITIES

CLASS NO.	TITLE	NUMBER OF CURRENT 1971-72	OF AUTHORIZED RECOMMENDED 1972-73	POSITIONS APPROVED 1972-73	RANGE AND STEP OR FOOTNOTE
	CLASSIFIED POSITIONS				
2303	ADMINISTRATIVE ASSISTANT II			1	44.5 A
2304	ADMINISTRATIVE ASSISTANT I				41 A
	OR				
2306	ADMINISTRATIVE TRAINEE	1			36.5 A
2700	INTERMEDIATE CLERK				28 A
	OR				
2705	INTERMEDIATE TYPIST	2		2	28 A
2767	SECRETARY II			1	33 A
2768	SECRETARY I	1			30 A
4924	DIRECTOR OF CAMPING	1		1	48.5 C
9999	TEMPORARY AND SEASONAL EMPLOYEES	3		3	202
		8*	*	8*	

BUDGET UNIT - 7420 SAN DIEGO CITY-COUNTY CAMP COMMISSION, CAMPING

CLASS NO.	TITLE	NUMBER OF CURRENT 1971-72	OF AUTHORIZED RECOMMENDED 1972-73	POSITIONS APPROVED 1972-73	RANGE AND STEP OR FOOTNOTE
	CLASSIFIED POSITIONS				
2700	INTERMEDIATE CLERK				28 A
	OR				
2705	INTERMEDIATE TYPIST	3		3	28 A
4540	REGISTERED NURSE II				36 B
	OR				
4541	REGISTERED NURSE I	3		3	36 A
4915	CAMP COUNSELOR	3		3	33 A
6405	CHEF	3		3	35 A
6411	COOK I	7		7	29.5 A
6415	FOOD SERVICES WORKER	8		8	23.5 A
7536	UTILITY FOREMAN I	2		2	36.5 A
7541	UTILITYMAN I	4		4	33 A
9999	TEMPORARY AND SEASONAL EMPLOYEES	75		75	202
		108*	*	108*	

BUDGET UNIT - 9020 RANCHO SANTA FE MAINTENANCE DISTRICT

CLASS NO.	TITLE	NUMBER OF CURRENT 1971-72	OF AUTHORIZED RECOMMENDED 1972-73	POSITIONS APPROVED 1972-73	RANGE AND STEP OR FOOTNOTE
	CLASSIFIED POSITIONS				
7539	UTILITYMAN III	1	1	1	36 A

COUNTY OF SAN DIEGO FINAL BUDGET  
 1972-1973  
 SCHEDULE OF POSITIONS

BUDGET UNIT - 9020 RANCHO SANTA FE MAINTENANCE DISTRICT

CLASS NO.	TITLE	NUMBER OF AUTHORIZED POSITIONS			RANGE AND STEP OR FOOTNOTE
		CURRENT 1971-72	RECOMMENDED 1972-73	APPROVED 1972-73	
7541 9999	UTILITYMAN I TEMPORARY AND SEASONAL EMPLOYEES	2 2 5*	2 2 5*	2 2 5*	33 A 202

COUNTY OF SAN DIEGO FINAL BUDGET  
1972-1973

RANGE	<u>S T E P S</u>						RANGE						
	A	B	C	D	E	Y		A	B	C	D	E	Y
33.0	297.60	312.80	328.00	344.80	361.60		46.5	574.40	603.20	632.80	664.80	698.40	
33.5	304.80	320.00	336.00	352.80	370.40		47.0	588.80	617.60	648.80	681.60	715.20	
34.0	312.80	328.00	344.80	361.60	380.00		47.5	603.20	632.80	664.80	698.40	732.80	
34.5	320.00	336.00	352.80	370.40	388.80		48.0	617.60	648.80	681.60	715.20	751.20	
35.0	328.00	344.80	361.60	380.00	398.40		48.5	632.80	664.80	698.40	732.80	769.60	
35.5	336.00	352.80	370.40	388.80	408.00		49.0	648.80	681.60	715.20	751.20	788.80	
36.0	344.80	361.60	380.00	398.40	418.40		49.5	664.80	698.40	732.80	769.60	808.80	
36.5	352.80	370.40	388.80	408.00	428.80		50.0	681.60	715.20	751.20	788.80	828.80	
37.0	361.60	380.00	398.40	418.40	439.20		50.5	698.40	732.80	769.60	808.80	848.80	
37.5	370.40	388.80	408.00	428.80	449.60		51.0	715.20	751.20	788.80	828.80	869.60	
38.0	380.00	398.40	418.40	439.20	460.80		51.5	732.80	769.60	808.80	848.80	891.20	
38.5	388.80	408.00	428.80	449.60	472.00		52.0	751.20	788.80	828.80	869.60	913.60	
39.0	398.40	418.40	439.20	460.80	484.00		52.5	769.60	808.80	848.80	891.20	936.00	
39.5	408.00	428.80	449.60	472.00	496.00		53.0	788.80	828.80	869.60	913.60	959.20	
40.0	418.40	439.20	460.80	484.00	508.80		53.5	808.80	848.80	891.20	936.00	983.20	
40.5	428.80	449.60	472.00	496.00	520.80		54.0	828.80	869.60	913.60	959.20	1007.20	
41.0	439.20	460.80	484.00	508.80	533.60		54.5	848.80	891.20	936.00	983.20	1032.00	
41.5	449.60	472.00	496.00	520.80	547.20		55.0	869.60	913.60	959.20	1007.20	1056.80	
42.0	460.80	484.00	508.80	533.60	560.80		55.5	891.20	936.00	983.20	1032.00	1083.20	
42.5	472.00	496.00	520.80	547.20	574.40		56.0	913.60	959.20	1007.20	1056.80	1110.40	
43.0	484.00	508.80	533.60	560.80	588.80		56.5	936.00	983.20	1032.00	1083.20	1137.60	
43.5	496.00	520.80	547.20	574.40	603.20		57.0	959.20	1007.20	1056.80	1110.40	1165.60	
44.0	508.80	533.60	560.80	588.80	617.60		57.5	983.20	1032.00	1083.20	1137.60	1194.40	
44.5	520.80	547.20	574.40	603.20	632.80		58.0	1007.20	1056.80	1110.40	1165.60	1224.00	
45.0	533.60	560.80	588.80	617.60	648.80		58.5	1032.00	1083.20	1137.60	1194.40	1254.40	
45.5	547.20	574.40	603.20	632.80	664.80		59.0	1056.80	1110.40	1165.60	1224.00	1285.60	
46.0	560.80	588.80	617.60	648.80	681.60		59.5	1083.20	1137.60	1194.40	1254.40	1316.80	

COUNTY OF SAN DIEGO FINAL BUDGET  
1972-1973

						<u>S T E P S</u>											
RANGE	A	B	C	D	E	Y	RANGE	A	B	C	D	E	Y				
6.0	79.20	83.20	87.20	92.00	96.80		19.5	153.60	161.60	169.60	178.40	187.20					
6.5	80.80	84.80	89.60	94.40	99.20		20.0	157.60	165.60	174.40	183.20	192.00					
7.0	83.20	87.20	92.00	96.80	101.60		20.5	161.60	169.60	178.40	187.20	196.80					
7.5	84.80	89.60	94.40	99.20	104.00		21.0	165.60	174.40	183.20	192.00	201.60					
8.0	87.20	92.00	96.80	101.60	107.20		21.5	169.60	178.40	187.20	196.80	206.40					
8.5	89.60	94.40	99.20	104.00	109.60		22.0	174.40	183.20	192.00	201.60	212.00					
9.0	92.00	96.80	101.60	107.20	112.80		22.5	178.40	187.20	196.80	206.40	216.80					
9.5	94.40	99.20	104.00	109.60	115.20		23.0	183.20	192.00	201.60	212.00	222.40					
10.0	96.80	101.60	107.20	112.80	117.60		23.5	187.20	196.80	206.40	216.80	228.00					
10.5	99.20	104.00	109.60	115.20	120.80		24.0	192.00	201.60	212.00	222.40	233.60					
11.0	101.60	107.20	112.80	117.60	124.00		24.5	196.80	206.40	216.80	228.00	239.20					
11.5	104.00	109.60	115.20	120.80	126.40		25.0	201.60	212.00	222.40	233.60	244.80					
12.0	107.20	112.80	117.60	124.00	129.60		25.5	206.40	216.80	228.00	239.20	251.20					
12.5	109.60	115.20	120.80	126.40	132.80		26.0	212.00	222.40	233.60	244.80	257.60					
13.0	112.80	117.60	124.00	129.60	136.00		26.5	216.80	228.00	239.20	251.20	264.00					
13.5	115.20	120.80	126.40	132.80	139.20		27.0	222.40	233.60	244.80	257.60	270.40					
14.0	117.60	124.00	129.60	136.00	143.20		27.5	228.00	239.20	251.20	264.00	276.80					
14.5	120.80	126.40	132.80	139.20	146.40		28.0	233.60	244.80	257.60	270.40	283.20					
15.0	124.00	129.60	136.00	143.20	150.40		28.5	239.20	251.20	264.00	276.80	290.40					
15.5	126.40	132.80	139.20	146.40	153.60		29.0	244.80	257.60	270.40	283.20	297.60					
16.0	129.60	136.00	143.20	150.40	157.60		29.5	251.20	264.00	276.80	290.40	304.80					
16.5	132.80	139.20	146.40	153.60	161.60		30.0	257.60	270.40	283.20	297.60	312.80					
17.0	136.00	143.20	150.40	157.60	165.60		30.5	264.00	276.80	290.40	304.80	320.00					
17.5	139.20	146.40	153.60	161.60	169.60		31.0	270.40	283.20	297.60	312.80	328.00					
18.0	143.20	150.40	157.60	165.60	174.40		31.5	276.80	290.40	304.80	320.00	336.00					
18.5	146.40	153.60	161.60	169.60	178.40		32.0	283.20	297.60	312.80	328.00	344.80					
19.0	150.40	157.60	165.60	174.40	183.20		32.5	290.40	304.80	320.00	336.00	352.80					



COUNTY OF SAN DIEGO FINAL BUDGET  
1972-1973

FOOTNOTES TO SCHEDULE OF POSITIONS

145 C RANGE 53, MINIMUM 4 HOURS PER CLINIC, NOT TO EXCEED 10 CLINICS PER PAY PERIOD  
 146 C RANGE 51, MINIMUM 4 HOURS PER CLINIC, NOT TO EXCEED 10 CLINICS PER PAY PERIOD  
 200 B \$16,000.00 ANNUALLY - \$1,333.33 PER MONTH  
 201 C \$40.00 PER DAY FOR LESS THAN 4 HOURS AND \$70.00 PER DAY FOR MORE THAN 4 HOURS PER DAY  
 202 C AT VARIOUS AMOUNTS DEPENDING ON POSITION CLASS FILLED BY TEMPORARY OR SEASONAL EMPLOYEE  
 203 D \$25,760.00 ANNUALLY  
 204 C \$20.00 PER MEETING NOT TO EXCEED 3 MEETINGS PER MONTH  
 205 E \$29,814.30 ANNUALLY. EFFECTIVE 11/14/72, \$30,000.00 ANNUALLY  
 206 A \$23,370.00 ANNUALLY. EFFECTIVE 1/8/73, \$24,650 ANNUALLY  
 207 C \$35.00 PER DAY OR FRACTION OF A DAY OF ACTUAL HEARING  
 208 C \$913.60 BIWEEKLY  
 209 C FOR SERVICE DURING FIRST YEAR IN POSITION \$370.40 BIWEEKLY, \$388.00 BIWEEKLY THEREAFTER  
 210 C FOR SERVICE DURING FIRST YEAR IN POSITION \$418.40 BIWEEKLY, \$439.20 BIWEEKLY THEREAFTER  
 211 C FOR SERVICE DURING FIRST YEAR IN POSITION \$361.60 BIWEEKLY, \$380.00 BIWEEKLY THEREAFTER  
 212 B \$1,500.00 PER MONTH  
 213 B \$35,080.00 ANNUALLY - COUNTY'S SHARE \$9,500.00 - \$364.14 BIWEEKLY  
 215 B \$32,273.00 ANNUALLY, \$2,689.41 BIWEEKLY  
 226 E \$28,396.38 ANNUALLY. EFFECTIVE 11/14/72, \$29,958.18 ANNUALLY. EFFECTIVE 1/8/73, \$30,000.00 ANNUALLY  
 230 B \$1,725.00 PER MONTH  
 232 E \$9,153.18 ANNUALLY. EFFECTIVE 11/14/72, \$9,327.00 ANNUALLY  
 233 E \$10,077.36 ANNUALLY. EFFECTIVE 11/14/72, \$10,269.00 ANNUALLY  
 234 E \$7,887.18 ANNUALLY. EFFECTIVE 11/14/72, \$8,037.00 ANNUALLY  
 235 E \$11,026.86 ANNUALLY. EFFECTIVE 11/14/72, \$11,236.00 ANNUALLY  
 236 E \$8,722.74 ANNUALLY. EFFECTIVE 11/14/72, \$8,888.00 ANNUALLY  
 237 E \$25,436.00 ANNUALLY  
 238 E \$32,764.08 ANNUALLY. EFFECTIVE 11/14/72, \$34,566.10 ANNUALLY. EFFECTIVE 1/8/73, \$35,400.00 ANNUALLY  
 239 C \$23.92 PER DAY NOT TO EXCEED 10 WORKING DAYS PER CALENDAR MONTHS  
 244 C NO COMPENSATION  
 245 C \$5.00 PER DAY  
 246 C \$25.00 PER MEETING ATTENDED NOT TO EXCEED 12 MEETINGS PER FISCAL YEAR  
 247 D \$21,190 ANNUALLY. EFFECTIVE 1/8/73, \$22,350.00 ANNUALLY  
 256 A \$20.00 PER MEETING, NOT TO EXCEED 60 MEETINGS IN FISCAL YEAR  
 263 B \$16,136.50 ANNUALLY  
 266 A \$50.00 PER DAY FOR LESS THAN 4 HOURS AND \$100.00 FOR MORE THAN 4 HOURS PER DAY  
 267 C \$496.00, \$508.80, \$520.80, \$533.60, \$547.20, \$560.80, \$574.40, \$588.80, \$603.20, \$617.60, \$632.80, \$648.80, \$664.80, \$681.60, \$698.40, \$715.20  
 AS SPECIFIED BY THE BOARD OF SUPERVISORS  
 268 D \$19,680 ANNUALLY  
 269 E \$22,800.66 ANNUALLY. EFFECTIVE 11/14/72, \$24,000.00 ANNUALLY  
 270 D \$17,850 ANNUALLY. EFFECTIVE 1/8/73, \$18,830 ANNUALLY  
 271 E \$18,660 ANNUALLY  
 272 E \$27,712.74 ANNUALLY. EFFECTIVE 11/14/72, \$29,236.94 ANNUALLY. EFFECTIVE 1/8/73, \$31,500 ANNUALLY  
 273 E \$25,763.10 ANNUALLY. EFFECTIVE 11/14/72, \$27,180.07 ANNUALLY. EFFECTIVE 1/8/73, \$28,500 ANNUALLY  
 274 E \$23,940.06 ANNUALLY. EFFECTIVE 11/14/72, \$25,200.00 ANNUALLY. EFFECTIVE 1/8/73, \$25,200 ANNUALLY  
 275 D \$17,000.00 ANNUALLY  
 276 C \$336.00 BIWEEKLY  
 277 C \$380.00 BIWEEKLY  
 278 C \$380.00 BIWEEKLY  
 279 C \$297.60 BIWEEKLY  
 280 C \$257.60 BIWEEKLY



COUNTY OF SAN DIEGO FINAL BUDGET  
1972-1973

## FOOTNOTES TO SCHEDULE OF POSITIONS

281 C \$508.80 BIWEEKLY  
282 C \$547.20 BIWEEKLY  
283 C \$588.80 BIWEEKLY  
284 C \$632.80 BIWEEKLY  
285 C \$297.60, \$312.80, \$328.00, \$344.80, \$361.60 AS SPECIFIED BY THE BOARD OF SUPERVISORS  
286 C FOR SERVICE DURING FIRST YEAR IN POSITION \$336.00, \$352.80 THEREAFTER

A = PER SALARY ORDINANCE NO. 3628 FOR 1972-73 FISCAL YEAR AS AMENDED  
B = PER GOVERNMENT CODE  
C = PER SALARY ORDINANCE NO. 3893 FOR 1972-73 FISCAL YEAR  
D = PER ORDINANCE NO. 3896 N.S. EFFECTIVE 7/7/72  
E = PER ORDINANCE NO. 3828 - EFFECTIVE 3/2/72

COUNTY OF SAN DIEGO FINAL BUDGET  
1972-1973  
SOURCE OF FUNDS EXPENDED FOR PUBLIC ASSISTANCE  
JULY 1, 1970 THROUGH JUNE 30, 1971

PURPOSE OF EXPENDITURE	SOURCE OF FUNDS				TOTAL EXPENDITURES
	STATE AID	FEDERAL AID	LOCAL PROPERTY TAXES	OTHER REVENUE	
PUBLIC WELFARE	\$ 33,916,854	51,942,146	25,053,186	69,775	\$ 110,981,962
HOSPITAL CARE	(5,586)		(546,833)	9,891,960	9,339,541
CARE OF COURT WARDS			380,039	442,291	822,330
VETERANS SERVICE	23,958		86,146		110,105
TOTAL	\$ 33,935,226	51,942,146	24,972,538	10,404,027	\$ 121,253,940
PROPORTION OF COST	28.0%	42.9%	20.5%	8.6%	100.0%

SOURCE OF FUNDS EXPENDED FOR PUBLIC ASSISTANCE  
JULY 1, 1971 THROUGH JUNE 30, 1972

PURPOSE OF EXPENDITURE	SOURCE OF FUNDS				TOTAL EXPENDITURES
	STATE AID	FEDERAL AID	LOCAL PROPERTY TAXES	OTHER REVENUE	
PUBLIC WELFARE	\$ 34,901,089	57,665,410	19,323,983	188,553	\$ 112,079,035
HOSPITAL CARE		149,891	11,304,966	5,613,251	17,068,108
CARE OF COURT WARDS			841,192	258,568	1,099,760
VETERANS SERVICE	24,914		94,794		119,708
TOTAL	\$ 34,926,003	57,815,301	31,564,935	6,060,372	\$ 130,366,611
PROPORTION OF COST	26.8%	44.3%	24.3%	4.6%	100.0%

COUNTY OF SAN DIEGO FINAL BUDGET  
1972-1973  
DEPARTMENT OF THE COUNTY ENGINEER  
WORK PROGRAM

ADMINISTRATION			
LESS - DISTRIBUTION TO PROJECTS AND PROGRAMS		\$ 862,302	
		<u>(862,302)</u>	
CONSTRUCTION			
SELECT SYSTEM PROJECTS (LESS R/W)	\$ 5,279,040		
MINOR SYSTEM PROJECTS	774,489		
CIRCULATION ELEMENT CONSTRUCTION	<u>1,155,000</u>		
TOTAL CONSTRUCTION PROJECTS		\$ 7,208,529	
OILING & GRADING PROJECTS		492,674	
RIGHT OF WAY DISTRIBUTED TO PROJECTS		1,213,900	
RIGHT OF WAY UNDISTRIBUTED TO PROJECTS		150,000	
ENGINEERING UNDISTRIBUTED TO PROJECTS		<u>825,844</u>	
TOTAL CONSTRUCTION PROGRAM			\$ 9,890,947
MAINTENANCE			
MAINTENANCE OF ROADS & BRIDGES			
ROUTINE MAINTENANCE PROGRAM	\$ 3,674,069		
SPECIAL MAINTENANCE PROGRAM	<u>474,690</u>		
TOTAL MAINTENANCE-ROADS & STREETS		\$ 4,148,759	
FIELD OPERATIONS OVERHEAD & SUPPORT		567,767	
LESS FOG O/H & SUPPORT DISTRIBUTED TO MAINTENANCE PROJECTS		(509,297)	
MAINTENANCE OF ROAD COMMUNICATIONS		170,000	
TRAFFIC SERVICES		268,483	
MATERIALS & SUPPLIES INVENTORY		<u>100,000</u>	
TOTAL MAINTENANCE PROGRAM			4,745,712
WORK FOR OTHER AGENCIES			159,830
ACQUISITION OF EQUIPMENT			
ROAD FUND ACQUISITION		\$ 61,570	
CONTRIBUTION TO ROAD EQUIPMENT WORKING CAPITAL FUND		<u>108,245</u>	
TOTAL ACQUISITION OF EQUIPMENT			169,815
PLANT ACQUISITION			473,540
RECOVERABLE COSTS			3,242,512
EXPENDITURE TRANSFERS & REIMBURSEMENTS			
COSTS APPLIED	\$ (3,582,426)		
REIMBURSED PROJECTS	<u>( 409,830)</u>		
TOTAL TRANSFERS & REIMBURSEMENTS			<u>(3,992,256)</u>
TOTAL WORK PROGRAM - 1972-73			<u>\$ 14,690,100</u>

COUNTY OF SAN DIEGO FINAL BUDGET  
1972-1973

ROAD CONSTRUCTION PROJECT

WORK CRDER NUMBER	ROAD OR STREET	FROM	TC	LENGTH	AMOUNT
	TOPICS	ALL DIV		.00	\$ 253,344
	CONSTRUCTION ENG	WORK IN	PRGGRESS	.00	79,925
	ACCBE LANE	SOMERLANE	SECOND	.15	1,474
	LANDSCAPING	HONOR CAM	DIV1,2,3	.00	54,998
1 2194	LYONS VLY-SKYLNE	F14	0.5ME	.50	59,325
1 2551	CONRAD CR	ROGERS RD	F33-FUERT	1.84	423,700
1 2776	H ST	HILLTOP	E10 I805	.63	57,700
1 2800	MAIN ST	.04EG45	RCP	.00	11,150
1 2856	BEYER WY-FOURTH	SOCL	CVCL	1.80	539,103
1 2918	JAPATUL RD	2.87N F21	3.62NW	.75	59,325
1 3068	IMPERIAL AVE	PALM ST	NORTH AVE	.00	10,350
1 3069	BROADWAY	NORTH AV	KEMPF	.00	52,000
1 3137	NATIONAL AV	VICINITY	OXFORD	.00	27,875
1 3196	JAMACHA BLVD	WHITESTON	OMEGA	.66	17,011
1 3196	VICTORIA DR	I-8	E48	.04	468
1 3196	RIDS CYN RD	F50	Z1378	.46	3,377
1 3196	HWY 8 BUSINESS	ECCL	F52	.76	9,074
1 3196	JAMACHA RD	D45	GRAND	.97	10,097
1 3196	FEDERAL BLVD	SOCL	NORTH AV	1.15	14,785
1 3196	CAMINC PAZ	D79	TROPICO	.48	3,525
1 3196	BROCK CT	MYRA ST	CUL D SAC	.06	660
1 3196	PRADFORD RD	GARRISON	END	.18	1,318
1 3196	S BCNITA ST	D 79	BUENA VIS	.21	2,381
1 3196	EXPLORER RD	F03	.07M E	.29	2,665

COUNTY OF SAN DIEGO FINAL BUDGET  
1972-1973

## ROAD CONSTRUCTION PROJECT

WORK ORDER NUMBER	ROAD OR STREET	FROM	TO	LENGTH	AMOUNT
1 3196	EXPLORER PL	EXPLORER	CUL D SAC	.03	\$ 329
1 3196	ZENITH ST	G31	HERMOSA	.25	1,840
1 3196	S BCNITA ST	GLEN DR	ENC	.53	4,705
1 3196	PARADISE RD 1/2	DIVISION	ALTA VIST	.08	366
1 3196	MONTGOMERY ST	G31	HERMOSA	.26	1,912
1 3196	PECAN PRK LN	E48	E48	.32	2,151
1 3196	CHARLES ST	HOFFMAN	ENC	.12	1,099
1 3196	ALTA VISTA AVE	PARADISE	END	.27	2,317
1 3196	SAN JUAN ST	END	N CORDOBA	.22	1,621
1 3196	S CORDOBA AV	D 79	BUENA VIS	.21	1,674
1 3196	INDUSTRIAL BLVD	SD CL	CV CL	.58	7,416
1 3196	VIS DEL VALLE	F11	LISBON	.12	586
1 3196	VISTA WAY	SD54	VIS DL VL	.42	2,572
1 3196	S CORDOBA AV	D 79	BUENA VIS	.21	1,338
1 3196	BOBBIE LN	EXPLORER	CUL D SAC	.14	1,546
1 3196	WAITE DR	D43	SDCL	.37	2,948
1 3196	LONGDALE DR	CITRONELA	END	.39	4,304
1 3196	KENNESTER DR	CENTRAL	END	.07	642
1 3196	HIBISCUS DR	CENTRAL	ENC	.24	2,939
1 3196	VIOLET ST	HOFFMAN	WAITE DR	.28	2,828
1 3196	JUDSON WAY	SD CL	ALAMO WAY	.25	1,840
1 3196	JILL LN	CUL D SAC	WAITE DR	.04	357
1 3196	TOWER ST	LM CL	SD CL	.13	1,273
1 3196	KING ST	.07N SDCL	WAITE DR	.11	805

COUNTY OF SAN DIEGO FINAL BUDGET  
1972-1973

367

ROAD CONSTRUCTION PROJECT

WORK ORDER NUMBER	ROAD OR STREET	FROM	TO	LENGTH	AMOUNT
1 3196	PEARSON ST	D43	VIOLET ST	.13	\$ 1,035
1 3196	PAULA ST	HOFFMAN	END	.22	2,426
1 3196	DEBCRAH PL	LONGDALE	LONGDALE	.13	1,438
1 3196	CITRADORA DR	CAMINO PA	D79	.32	2,839
1 3196	CHATEAU WAY	END	CENTRAL	.08	732
1 3197	AVOCADO BLVD	SD 94	ECCL	1.38	39,025
1 3199	FAIVRE ST	27TH	BROADWAY	.10	2,300
1 3200	BEYER WY-FOURTH	INTERS/OF	MAIN	.00	24,875
1 3201	JAMACHA BL	INTERS OF	SWTWR SPR	.00	24,875
1 3202	PASSACHUSETTS AV	N/C IMPER	SDEA-COOP	.00	10,000
1 3203	CYPRESS AV	N/O PALM	SDEA-COOP	.00	10,000
1 3204	JAPATUL RD	1.5MW F21	2.87PNW	.90	18,608
1 3205	LYONS VLY RD	CHERIMCYA	F54	.80	19,273
1 3206	DEHESA RD	F9	1.14MSW	1.14	19,138
1 3207	JAMACHA BL	D18	KEMPTON	.54	18,770
1 3208	WILLOW GLEN DR	2.39N/F10	2.72N/F10	.33	18,743
1 3209	DEHESA RD	F7	.34MSW	.34	18,169
1 3210	JAMUL DR	.18S/F131	.66S/F131	.48	12,210
1 3211	SWEETWATER RD	JAMACHABL	TROY	1.53	11,500
1 3211	OLDE HWY 80	F50	1.75M NE	3.49	19,948
1 3212	LYONS VLY RD	1.53N/F16	F54	2.73	19,948
1 3213	GTAY LAKES RD	G61	2.3ME	2.33	18,848
1 3214	LYONS VLY RD	1.05N/F15	2.94N/F15	1.89	12,972
1 3215	HWY 8 BUSINESS	.75NEE23A	.32NE E39	.52	5,951

COUNTY OF SAN DIEGO FINAL BUDGET  
1972-1973

## ROAD CONSTRUCTION PROJECT

WORK ORDER NUMBER	ROAD OR STREET	FROM	TO	LENGTH	AMOUNT
1 3215	HWY 8 BUSINESS	F52	.30MNE	.92	\$ 10,826
1 3216	WILLOW GLEN DR	1.72N/F10	2.39N/F10	.67	9,200
1 3217	CHASE AVE	ANZA ST	F4	.61	4,635
1 3217	ALMYRA RD	F07	FRANCES	.38	2,232
1 3217	BARTRAM WAY	ECCL	CUL DESAC	.21	2,199
1 3217	ROSALIE WAY	FRANCES	END	.51	3,003
1 3217	NOAKES ST	PATRICK	F07	.19	869
1 3217	MADISON AVE	EC CL	Z1286	.17	1,337
1 3217	GALT DR	EC CL	BARTRAM	.22	2,302
1 3217	VIEJAS GRADE	E12	.12M W	.12	705
1 3218	MAIN ST	CYPRESS	END	.58	4,550
1 3219	ALTA RD	G08-1	END	1.12	3,663
1 3219	CYPRESS AVE	NC CL	32ND ST	.14	1,282
1 3219	CENTER ST	G10	END	.06	468
1 3220	CHASE AVE	SHADOW KL	F04-1	.30	2,449
1 3220	SAN MIGUEL AVE	D56	Z1106	.45	2,647
1 3220	LYONS VLY RD	SD 94	F14	.19	1,865
1 3221	PROCTOR VLY RD	1.31SW 94	3.81SW	2.50	16,709
1 3222	PUETZ VLY RD	.1CNE-S08	1.12NE	1.01	7,888
1 3222	PUETZ VLY RD	F51	S08	.33	1,731
1 3223	COUNTY RD	G6	D25	1.00	9,197
1 3223	PROCTOR VLY RD	D27	D24B	3.30	8,597
1 3224	NOAKES ST	EDITHA	END	.09	517
1 3224	LINGEL GR	SNOWDENPL	ST GEORGE	.12	795

COUNTY OF SAN DIEGO FINAL BUDGET  
1972-1973

ROAD CONSTRUCTION PROJECT

WORK ORDER NUMBER	ROAD OR STREET	FROM	TO	LENGTH	AMOUNT
1 3224	EDITHA DR	NOAKES ST	END	.12	\$ 810
1 3224	COCHRAN TL	SILVERROD	END	.02	215
1 3224	LOOKOUT TL	RENFRO	END	.03	236
1 3224	PATRICK DR	F7	SUMMIT	.60	1,766
1 3224	RENFRO WAY	SILVERBR	LOOKOUT	.15	761
1 3224	ST GEORGE DR	ETHEL TL	END	.09	567
1 3224	RIDGE LN	HUDSON LN	END	.02	153
1 3225	DEHESA RD	F7-1.47SW	CULVERTS	.00	3,815
1 3226	ILDICA ST	INT/SHTWR	CULVERT	.00	14,760
1 3227	BONITA RD	PALM DR	.06WFRISB	.57	5,575
1 3228	S GRADE RD	INTERSECT	FOSS RD	.00	3,914
1 3229	CARMENITA RD	INTER W/	BASS ST	.00	1,446
1 3229	CSAGE DR	INTER W/	ENFIELD	.00	1,536
1 3229	CAPITOL ST	INTER W/	PEARSON	.00	1,446
1 3229	CARMENITA RD	INTER W/	CARANCH	.00	1,446
2 2337	MISSION GORGE RD	SIMEON DR	SH67	3.73	777,050
2 2466	POMERADO RD	POWAY RD	SDCL	3.56	484,310
2 2717	MESA RD	HIGHWOOD	PROSPECT	1.30	19,050
2 2718	MAST BLVD	CAMBURY	MAGNOLIA	.78	71,360
2 2719	SAN PASCUAL RD	T15	SH78	4.30	6,900
2 2723	PEG LEG RD	INTER OF	SALTON SW	.00	19,948
2 2805	WOODSIDE AV	WNTR GRDN	BENEDICT	.32	73,490
2 2898	SUNRISE HWY	US 80	J318	10.46	99,267
2 2899	CARLTON OAKS DR	W/OPEB8LB		.00	63,625



COUNTY OF SAN DIEGO FINAL BUDGET  
 1972-1973

## ROAD CONSTRUCTION PROJECT

WORK ORDER NUMBER	ROAD OR STREET	FROM	TO	LENGTH	AMOUNT
2 2900	EDGEMOOR DR	D72	END	.12	\$ 558
2 2900	ENCING DR	ELDORADO	RHC VERCE	.47	3,452
2 2900	ELDCRAGE DR	C11	ZI656	.15	1,375
2 2900	ORCHARD BEND RD	ROSTRADA	CUL D SAC	.13	1,438
2 2900	NABAL ST	MARY LN	END	.27	1,822
2 2900	KENNEBUNK ST	NEEDICK	END	.28	3,433
2 2900	HASS ST	MARY LN	END	.26	1,750
2 2900	RYAN DR	D2	END	.75	5,511
2 2900	PUEBLA ST	MARY LN	END	.12	805
2 2900	PRINCE ST	MARY LN	END	.18	1,209
2 2900	VALENCIA DR	SUMMIT DR	END	.30	1,474
2 2900	SIERRA ST	EL KU AVE	END	.09	714
2 2900	BIDDEFORD ST	STANDISH	ACTON AVE	.14	1,546
2 2900	ANAFEIM ST	MARY LANE	END	.29	1,776
2 2900	GORGE CT	GORGE AV	CUL D SAC	.03	329
2 2900	GORGE AV	WILLOWGR	SUNWOOD	.38	4,185
2 2900	EL-KU AV	SD395	END	.29	2,308
2 2900	FRASCATI WY	HARTLAND	HARTLAND	.18	1,988
2 2900	COREY CT	ABBEEWOOD	CUL D SAC	.11	1,209
2 2900	EDGEMOOR DR	D72	END	.12	1,318
2 2900	DOHENY RD	DOMER RD	MANDEVILL	.21	2,317
2 2900	CASTAIC CT	RYDER CT	CUL D SAC	.11	1,209
2 2900	HARTLAND CIRCLE	MAST BL	MAST BL	.42	4,632
2 2900	HALBERNS BL	MAST BL	SC TO END	.33	4,037

COUNTY OF SAN DIEGO FINAL BUDGET  
1972-1973

ROAD CONSTRUCTION PROJECT

WORK ORDER NUMBER	ROAD OR STREET	FROM	TO	LENGTH	AMOUNT
2 2900	ABBEYWOOD RD	HALBERNS	CAMBURY	.44	\$ 4,853
2 2900	HUME RD	CASTAIC C	MAST BL	.12	1,318
2 2900	MANDEVILLE RD	CUL D SAC	DOHENY RD	.29	3,194
2 2900	CAMBURY CT	CUL D SAC	CAMBURY	.06	660
2 2900	ABBEYFIELD RD	HALBERNS	CAMBURY	.44	4,853
2 2900	WHARTON RD	DOMER RD	VOMAC RD	.19	2,096
2 2900	VOMAC RD	WHARTON	MAST BL	.05	550
2 2900	STOYER DR	CARLTON H	HALBERNS	.35	3,854
2 2900	SINGING WOOD WY	GORGE AV	WILLOWGR	.07	770
2 2900	RYDER RD	CASTAIC	MAST EL	.12	1,318
2 2900	RYDER CT	RYCER RD	CUL D SAC	.04	438
2 2900	RAWLINS WY	HARTLAND	HARTLAND	.13	1,438
2 2900	PIKE RD	CARLTON D	MANDEVILLE	.48	5,292
2 2900	WILLOWGROVE AV	GORGE AV	END	.69	7,609
2 2900	WILLOWGROVE CR	WILLOW GR	CUL D SAC	.04	438
2 2900	BLACK CYN RD	2.6SW CLV	SD78	2.74	19,289
2 2900	WILLOWGROVE PL	WILLOW GR	CUL D SAC	.05	550
2 2900	WILLOWGROVE CT	WILLOW GR	CUL D SAC	.04	438
2 2900	WILDCAT CANYON	WILLOW RD	BARONA RE	4.40	40,410
2 2900	VALLE VISTA RD	EUCLYPTS	LAKESIDE	1.13	8,989
2 2900	ROCKCREST RD	WNTR GRDN	END	.50	3,671
2 2900	PROSPECT AV	ATLAS VW	1.02M W	1.02	9,678
2 2900	LOS COCHES RD	SD67	F58	2.11	19,382
2 2900	HA HANA RD	LAKEVIEW	LOS COCHE	.60	4,412

COUNTY OF SAN DIEGO FINAL BUDGET  
1972-1973

## ROAD CONSTRUCTION PROJECT

WORK ORDER NUMBER	ROAD OR STREET	FROM	TO	LENGTH	AMOUNT
2 2900	FANITA RFO RD	FANITA DR	END	.29	\$ 3,194
2 2900	POWAY RD	SD 67	D50	2.11	33,993
2 2900	SAN PASQUAL RD	SUPMIT DR	SD 78	.51	3,743
2 2900	POWAY RD	D9	D78	.70	17,569
2 2900	HAVERFRD-PAPO RD	C16	Z1576	1.47	9,896
2 2900	BLSSM VLY RD	1.21MNE32	END	1.05	7,717
2 2900	WILCCAT CANYON	WILLOW RD	BARONA RE	4.40	18,555
2 2902	MAGNOLIA AVE	PROSPECT	MISS GORG	.48	11,500
2 2903	CUYAMACA ST	MISS GCRG	MAST BL	1.25	11,500
2 2904	MAST BL	MISS GORG	CRLTN HIL	2.50	57,500
2 2906	BRADLEY AVE	SD67	ECCL	.50	5,750
2 2907	SECCND ST-WNTRGR	MANOR DR	PEPPER DR	.10	1,150
2 2908	LCS COCHES RD	INTERS/OF	OLD HWY80	.00	24,875
2 2909	POWAY RD	INTERS OF	COMMUNITY	.00	24,875
2 2910	POWAY RD	INTERS OF	MIDLAND	.00	24,875
2 2911	BOULDER CRK RD	E18	PINE HLS	3.05	19,948
2 2912	FRISIUS DR	PINE HILL	E8	1.53	19,990
2 2913	MONTEZUMA VLY RD	Z1512	Z1515	1.50	18,793
2 2914	MUSSEY GRADE	SD67	E34-1	1.08	16,638
2 2915	FARMER RD	1.4MS H9	A ST	.68	15,627
2 2916	ELM ST	C4	OLIVE ST	1.32	15,172
2 2918	RCYAL DR	LAKEVIEW	ALTA VIST	.38	10,260
2 2919	SUNRISE HWY	J318	Z1060	2.82	19,198
2 2920	GSD STG R 1849	J11-1	2.45MSE	2.45	18,815

ROAD CONSTRUCTION PROJECT

WORK ORDER NUMBER	ROAD OR STREET	FROM	TO	LENGTH	AMOUNT
2 2921	POMERADO RD	D67	SDCL	1.76	\$ 17,253
2 2922	WILLCAT CANYON	BARONA RE	Z1395	1.86	15,805
2 2923	PALM CANYON DR	HOBERG RD	H448	1.36	15,115
2 2924	BONITA VISTA DR	LAKEVIEW	END	.29	1,608
2 2924	HELIOTROPE DR	SALTON VI	PINE CRES	.13	1,020
2 2924	SALTON VISTA DR	BONITA VS	HELIPTRIP	.23	1,504
2 2924	LILAC DR	LAKEVIEW	J8-1	.05	296
2 2924	LAKEVIEW DR	PHEASANT	LILAC DR	.31	2,025
2 2924	DOLORES DR	SALTON VI	PHEASANT	.13	846
2 2924	RIDGEWOOD DR	SALTON VI	MANZANITA	.04	237
2 2924	MANZANITA DR	RIDGEWOOD	LILAC	.50	3,924
2 2924	PHEASANT DR	DOLORES	LAKEVIEW	.28	1,828
2 2924	PINE CREST DR	Z1451	PHEASANT	.08	625
2 2924	SALTON VISTA DR	PHEASANT	DOLORES	.18	1,179
2 2925	CAK CREEK RD	FLINN SPR	OLD HWY80	1.46	11,452
2 2925	FLINN SPRINGS RD	OLD HWY80	BLOSS VLY	.62	4,867
2 2926	FARMER RD	H9	1.44MS	1.44	11,293
2 2927	CAK GROVE DR	BLDR CRK	VIEJAS GR	.51	3,003
2 2927	VIEJAS GR	RIVERSIDE	OAK GROVE	1.57	11,289
2 2928	PORTER LN	SD78	SD79	.20	1,567
2 2928	FOURTH ST	C ST	SD 79	.14	918
2 2928	B ST	SECOND ST	FIFTH ST	.20	2,159
2 2928	A ST	END	END	.13	1,187
2 2928	SECOND ST	WASHINGTON	END	.17	1,109

COUNTY OF SAN DIEGO FINAL BUDGET  
1972-1973

## ROAD CONSTRUCTION PROJECT

WORK ORDER NUMBER	ROAD OR STREET	FROM	TO	LENGTH	AMOUNT
2 2928	WASHINGTON ST	H10	SECOND ST	.10	\$ 1,207
2 2928	FIFTH ST	B ST	END	.04	201
2 2928	THIRD ST	WASHINGTON	END	.20	1,099
2 2929	FRYING PAN RD	END	END	.64	5,018
2 2929	E STAR RD	LIGHTNING	W STAR R	.35	2,746
2 2929	DOUBLE O RD	.15S HWAN	.22N T AN	.65	5,098
2 2930	TILTING T DR	H48A	COUNTRY C	.56	4,392
2 2930	PALM CANYON DR	H44B	H43B	.47	9,220
2 2931	KEYES RD	HANSON LN	TELFORD	.74	5,801
2 2932	BANNER CR	SD78	Z1453	.06	355
2 2932	HOLLOW GLEN RD	SD 78	SD 78	.12	942
2 2932	MANZANITA DR	J38	LILAC	.57	4,471
2 2932	ALTA VISTA CR	ROYAL DR	.08M NW	.08	421
2 2932	AZALEA AV	E1B	BLUE JAY	.65	2,972
2 2932	SUNSET DR	WHISP PNS	END	.19	996
2 2932	VOLCAN VW DR	WHISP PNS	SALTON VW	.28	1,648
2 2933	MANZANITA DR	OAK GROVE	ELM DR	.70	5,111
2 2933	ELM DR	MANZANITA	MANZANITA	.30	2,202
2 2933	SUMMIT LN	RESERV DR	END	.20	338
2 2933	RESERVATION DR	MANZANITA	END	.06	400
2 2933	COUNTY RD	SUNR HWY	Z1346	1.86	9,465
2 2934	LAMAR ST	CLIVE ST	WALNUT	.47	3,700
2 2934	LAGEWART RC	E4	END	.19	971
2 2934	PENN ST	C5	END	.28	1,959

COUNTY OF SAN DIEGO FINAL BUDGET  
1972-1973

ROAD CONSTRUCTION PROJECT

WORK ORDER NUMBER	ROAD OR STREET	FROM	TO	LENGTH	AMOUNT
2 2934	PAMO RD	Z1579	END	.68	\$ 4,101
2 2935	BOULDER CRK RD	3.8MN E12	BOULDER	1.00	7,681
2 2936	RAMONA ST	N/O H ST	CULVERT	.00	17,283
2 2936	ETCHEVERRY ST	INT OFRAY	CULVERT	.00	22,300
2 2936	HUNTER ST	ROW-SD	CULVERT	.00	8,363
2 2936	HUNTER ST	ROW-RAY	CULVERT	.00	16,725
2 2937	MAGNOLIA AVE	N/O SD78	CULVERT	.00	25,088
2 2938	COMMUNITY RD	S/O Z1401	BOX CULV	.00	24,600
2 2939	GAK KNOLL RD	D67-A62	CULVERT	.00	17,450
2 2940	GARDEN RD	.17ME FLO	CULVERT	.00	26,830
2 2941	FARMER RD	INTERS-A	CULVERT	.00	1,478
2 2941	FARMER RD	.72MN H9	CULVERT	.00	1,556
2 2941	FARMER RD	.73MN H9	CULVERT	.00	880
2 2941	MANZANITA DR	.14WLILAC	CULVERT	.00	645
2 2941	HOLLOW GLEN RD	.02MM MAN	CULVERT	.00	435
2 2941	A ST	INTER-MAI	N-CULVERT	.00	461
2 2941	MANZANITA DR	.19WLILAC	CULVERT	.00	645
2 2941	MANZANITA DR	.22WLILAC	CULVERT	.00	645
2 2941	MANZANITA DR	.12WLILAC	CULVERT	.00	645
2 2941	MANZANITA DR	.08WLILAC	CULVERT	.00	645
2 2941	MANZANITA DR	.30WLILAC	CULVERT	.00	645
2 2942	H ST	INTER-E36	CULVERT	.00	1,934
2 2942	FEATHERSTONE CYN	.46 E10E3	CULVERT	.00	948
2 2942	LAMAR ST	09NEL PAS	CULVERT	.00	333

COUNTY OF SAN DIEGO FINAL BUDGET  
1972-1973

## ROAD CONSTRUCTION PROJECT

WRK CRDR NUMBER	ROAD OR STREET	FROM	TO	LENGTH	AMOUNT
2 2942	SAN VICENTE RD	.06N CREE	LM-CULVER	.00	709
2 2942	SAN VICENTE RD	.22N HANS	ON-CULVER	.00	709
2 2942	RAMONA ST	05N10 RAY	CULVERT	.00	399
2 2943	OLD COACH RD	D4-END	CULVERT	.00	2,801
2 2944	BLOSSOM VLY RD	700FTWE20	CULVERT	.00	1,196
2 2944	BLOSSOM VLY RD	INTERSE20	CULVERT	.00	643
2 2946	HANSON LN	0.1ME E5	BRIDGE	.00	7,995
2 2950	EDGEMOOR DR	D72	END	.12	5,530
3 2682	OLD RIVER RD	.35MS B5	BRIDGE	.00	147,180
3 2689	LAKE WOHLFORD RD	.61S B35	1.39MS	.78	18,498
3 2729	ALVARADO ST	.21MW H24	.36MW H24	.15	12,919
3 2813	MELROSE DR	MATAGUAL	.28MN	.28	93,660
3 2813	LA TORTUGA DR	Z1765	.18MN	.18	40,140
3 2831	PANCHESTER	I5	SAN ELIJO	1.11	14,750
3 2832	BEAR VLY RD	SH78	BOYLE	1.00	14,685
3 2850	HWY 101	.19NA31A	.19SA31A	.38	40,000
3 2904	FALLBROOK ST	H538	HILL	.00	22,300
3 2937	ACTRUS ST	INTERS OF	A56	.00	9,974
3 2944	THOROUGHFARE PRO	DIV1,2,3		.00	1,155,000
3 2996	EL CAMINO REAL	.3NA23	CHESTNUT	9.85	89,200
3 2997	CANFIELD RD	H-3-A	END	4.48	41,143
3 2997	WOODLEY RD	Z1859	.04WCLARK	.56	4,109
3 2997	OLD HWY 101	D ST	A ST	.28	3,772
3 2997	MONTGOMERY AVE	BIRMINGHM	END	.72	5,292

COUNTY OF SAN DIEGO FINAL BUDGET  
1972-1973

ROAD CONSTRUCTION PROJECT

WORK ORDER NUMBER	ROAD OR STREET	FROM	TO	LENGTH	AMOUNT
3 2997	MACKINNON AVE	BIRMINGHM	O3N/Z1881	.25	\$ 2,142
3 2997	BALCUR DR	A23	SANTA FE	.67	4,926
3 2997	VALLEY PRKWAY	ESC CL	C 2	.97	10,692
3 2997	JESMOND DENE RD	JESMOND D	SD 395	1.14	7,333
3 2997	ELDORADO DR	ESC CL	C11	.72	5,072
3 2997	ORMSBY ST	B 8 A	H53A	1.19	8,010
3 2997	VIA DE LA VALLE	A31A	SDCL	3.74	49,518
3 2997	MISSION RD	MACADAMIA	IVY ST	3.06	27,162
3 2997	BUENA CRK RD	B28	B23	.97	7,132
3 2997	OLD CASTLE RD	B1-A	B22-1	1.98	18,182
3 2997	STAGE COACH LN	H47	H30	.83	8,129
3 2997	STAGE COACH LN	H30-1	H24	.51	5,621
3 2997	MISSION RD	A74	A74	.78	9,548
3 2997	LINCA VISTA DR	A52	A25	1.90	17,449
3 2997	EVERGREEN DR	SANTA FE	MELBA	.25	1,840
3 2997	CORNISH DR	A75	D ST	.88	6,738
3 2997	ALOHA DR	SANTA FE	MELBA	.25	1,840
3 2997	BURGUNDY RD	CAPRI RD	END	.31	2,278
3 2997	ARCADIA RD	SANTA FE	MELBA	.25	2,755
3 2997	SOBRE LOS CERROS	A23	AVE MRVLL	.31	2,278
3 2997	MONTICELLO CR	A47	CUL D SAC	.10	1,099
3 2997	MONTESANTO RD	A47	MONTESANO	.32	3,130
3 2997	MELBA RD	REGAL RD	NARDO RD	.25	1,840
3 2997	SCHUBERT PATH	HAYDN DR	MONTGOMRY	.05	303



COUNTY OF SAN DIEGO FINAL BUDGET  
1972-1973

## ROAD CONSTRUCTION PROJECT

WORK ORDER NUMBER	ROAD OR STREET	FROM	TO	LENGTH	AMOUNT
3 2997	HAYDN DR	VERDI	SCHUBERT	.19	1,399
3 2997	SOMERSET AVE	Z1881	BIRPINGHM	.27	1,000
3 2997	PALA MISSION RD	SD76	SD76	1.20	10,291
3 2997	MAIN AV	DOUGHRTY	END	.12	1,026
3 2997	VINE ST	Z1829	END	.22	1,483
3 2998	LA GRANADA	.2MWLACER	REC CURVE	.20	21,495
3 3000	POTTER ST	FALLBRK	MISSION	.61	14,030
3 3001	VALLY CENTER RD	N/C C2	BRIDGE	.00	12,075
3 3002	SAXONY RD	WOODLEY	A23	1.18	11,150
3 3003	CLEVELAND AV	JESM DENE	IMNE	.00	11,500
3 3004	WOODS VLY RD	.66ME B35	REALN-CUR	.00	6,900
3 3005	HWY 101	INTERS/OF	VIA D LAV	.00	24,875
3 3006	RHO SANTA FE RD	0.92S/A27	2.54S/A27	1.62	19,948
3 3007	ELFIN FOREST RD	1.1MN1715	1.4MNW	.25	19,298
3 3008	HARMONY GROVE RD	1.8NE A27	2.5MNE	.75	18,648
3 3009	DELUZ RD	S/CZ1817	SPOTRECON	.00	18,398
3 3010	RAINBOW HTS RD	Z1710-11	SPOT RECO	1.78	16,415
3 3011	SUNSET DR	A54	VISTA CL	.86	16,034
3 3012	MCDONALD RD	GEARALC W	H22-3	.75	14,065
3 3013	RICE CANYON RD	H53D	.4MS	.40	13,880
3 3014	HARMONY GROVE RD	1.2NE A27	1.78MNE	.58	9,883
3 3015	ELFIN FOREST RD	.56WZ1715	1.13P NW	.58	9,883
3 3016	CIRCLE R DR	.45NEB22	B4	2.72	17,923
3 3017	WOODS VLY RD	C2	B35	3.87	18,594

ROAD CONSTRUCTION PROJECT

WORK ORDER NUMBER	ROAD OR STREET	FROM	TO	LENGTH	AMOUNT
3 3018	DE LUZ RD	Z1817	Z1814	1.56	\$ 11,215
3 3018	DE LUZ MURRTA RD	A1	.40M NE	.40	2,612
3 3019	ALVARADO ST	H24	H20	1.24	10,534
3 3020	LILAC RD	B6B	B22	1.50	10,292
3 3021	GUM TREE LANE	H25	H20	.73	7,637
3 3021	GUM TREE LANE	H25-1	H53B	.87	9,101
3 3022	REDWOOD ST	ESC CL	ESC CL	.43	3,372
3 3022	MC DONALD LN	ALEXANDER	MILLER	.19	1,119
3 3022	STANLEY AV	CONWAY	B17	.73	5,728
3 3022	DEODAR RD	MONTIEL	B30	.56	4,392
3 3022	FALCONER RD	OAKHILL	REED RD	.26	2,041
3 3023	LA MADRE SELVA	L PLANICE	END	.39	2,548
3 3023	PASEC PINTORESCO	VIA D S F	END	.41	3,214
3 3024	DEL VALLE DR	A7	END	.66	5,177
3 3024	SYCAMORE DR	H19	Z1839	.65	5,098
3 3025	ALTA VIS DR	VIA MONSE	H42	.94	7,375
3 3025	EL NIDO DR	VIA ENCIN	END	.41	3,214
3 3025	RAMONA DR	SD76	VIA MONSE	.81	6,355
3 3025	LAS FLORES DR	EL NIDO	END	.19	1,488
3 3026	RIDGE RD	VISTA CL	SUNSET	.52	3,396
3 3026	BUENA VISTA DR	MAR VISTA	END	.59	4,630
3 3026	PLUMOSA AVE	.38S SYCA	OLEANDER	.46	2,854
3 3026	OLEANDER AVE	POINSETTI	ALAMITOS	.25	1,469
3 3026	POINSETTIA AVE	.25MNSHIL	B34	.35	3,205

COUNTY OF SAN DIEGO FINAL BUDGET  
1972-1973

ROAD CONSTRUCTION PROJECT

WORK ORDER NUMBER	ROAD OR STREET	FROM	TO	LENGTH	AMOUNT
3 3027	CLD COLE GRADERD	B9	END	.72	\$ 5,651
3 3027	LEISURE LN	B22	.14M SW	.14	1,005
3 3028	LILAC RD	SD76	Z1702	4.91	17,900
3 3030	OSBORNE ST	.52M W/O	H53B	.00	3,249
3 3030	OSBORNE ST	.2ME HUTH	CULVERT	.00	3,533
3 3031	OLD CASTLE RD	.25ME B6B	CULVERT	.00	1,735
3 3032	VALLEY CENTER RD	.28MW B11	CULVERT	.00	2,175
3 3033	EAST VISTA WAY	INTERS OF	ORMSBY	.00	2,230
TOTAL CONSTRUCTION PROJECTS				239.56	\$ 7,208,529

COUNTY OF SAN DIEGO FINAL BUDGET  
1972-1973

I N D E X

	REVENUE ESTIMATED PAGE	EXPENDITURE APPROPRIATION PAGE		REVENUE ESTIMATED PAGE	EXPENDITURE APPROPRIATION PAGE
ADMINISTRATION - GENERAL			HUMAN RESOURCES AGENCY	25	72
BOARD OF SUPERVISORS	22	62	HUMAN RELATIONS COMMISSION		133
CHIEF ADMINISTRATIVE OFFICER	22	65	PUBLIC EMPLOYMENT PROGRAM V	53	176
CRIMINAL JUSTICE PLANNING	23	68	PUBLIC EMPLOYMENT PROGRAM VI	54	177
LEGISLATIVE PROGRAM	23	67	PROBATION DEPARTMENT		
PUBLIC INFORMATION		66	ADMINISTRATION	40	130
CIVIL SERVICE & PERSONNEL	28	88	HILLCREST	41	132
CLERK, BOARD OF SUPERVISORS	22	63	JUVENILE HALL	39	128
COUNTY COUNSEL	28	87	LOS COLINAS	40	129
C.P.O. ADMINISTRATION		69	MAINTENANCE OF WARDS		174
C.P.O. DIRECT PROGRAM COSTS	23	70	RANCHO DEL CAMPO	39	127
GENERAL ADMINISTRATION SPECIAL PROJECTS	23	71	SPECIAL SCHOOLS		181
			SPECIAL SUPERVISION	41	131
ENVIRONMENTAL DEVELOPMENT AGENCY	24	74	SAN DIEGO HONOR CAMPS	38	125
LOCAL AGENCY - FORMATION COMMISSION		142	SENIOR CITIZEN'S AFFAIRS	41	134
PLANNING	45	148	VETERAN'S SERVICE OFFICER	53	175
			WELFARE		
FISCAL AGENCY		75	ADMINISTRATION	50	161
ASSESSOR	26	83	ADOPTIONS	51	162
AUDITOR AND CONTROLLER	25	80	AFDC - FAMILY		167
CONTINGENCY REQUIREMENTS:			AFDC - BHI		168
COUNTY LIBRARY FUND		190	AID TO BLIND		166
FISH AND GAME		189	AID TO DISABLED		169
GENERAL FUND		188	GENERAL RELIEF		164
COUNTY EMPLOYEES BENEFITS		103	MODEL CITIES - CHILD CARE	52	163
DEBT SERVICE REQUIREMENTS		186	OLD AGE SECURITY		165
INSURANCE	31	102			
PURCHASING AGENT	26	85	LAW AND JUSTICE AGENCY		78
PURCHASING AGENT, CENTRAL DUPLICATING		86	CORONER	44	144
RECORDER	44	143	COUNTY CLERK	36	118
TAX COLLECTOR	26	84	DISTRICT ATTORNEY	37	119
TREASURER	26	82	GRAND JURY		117
			JUSTICE COURTS		
HEALTH CARE AGENCY	24	76	CORONADO	33	110
DRUG EDUCATION FOR YOU	24	77	EAST COUNTY	34	112
DEPARTMENT OF MEDICAL INSTITUTIONS			FALLBROOK	34	111
ADMINISTRATION & GENERAL SERVICES	52	171	NATIONAL CITY	35	113
COMMUNITY MENTAL HEALTH	49	159	RAMONA	35	114
EDGEWOOD GERIATRIC HOSPITAL	53	173	JURY EXPENSE - TRIAL		115
SAN DIEGO COUNTY-UNIVERSITY HOSPITAL	52	172	MUNICIPAL COURTS		
DEPARTMENT OF PUBLIC HEALTH			EL CAJON	32	107
ADMINISTRATION	47	151	NORTH COUNTY	32	108
AIR POLLUTION CONTROL	48	154	SAN DIEGO	33	109
ALCOHOL DETOXIFICATION		152	REVENUE & RECOVERY	35	116
ALCOHOL DETOXIFICATION, WOMEN'S FACILITY	48	153	SAN DIEGO COUNTY MARSHAL	38	123
ALCOHOLISM CLINIC	48	155	SHERIFF	37	
CRIPPLED CHILDREN SERVICE	48	156	CIVIL BAILIFF	38	122
MODEL CITIES - COMPREHENSIVE HEALTH CARE	49	158	COUNTY JAIL	38	124

COUNTY OF SAN DIEGO FINAL BUDGET  
1972-1973

I N D E X

	REVENUE ESTIMATED PAGE	EXPENDITURE APPROPRIATION PAGE
LAW AND JUSTICE AGENCY (CON'T)		
LAW ENFORCEMENT		120
SUPERIOR COURT		105
SUPERIOR COURT, MENTAL HEALTH COUNSELOR		106
PROGRAM DEVELOPMENT AGENCY		73
ELECTRONIC DATA PROCESSING	25	81
PUBLIC WORKS AGENCY	29	94
BUILDING INSPECTION	43	138
COUNTY-WIDE ACQUISITION		100
COUNTY ENGINEER	46	149
COUNTY ENGINEER-ENGINEERING DIVISION	31	104
FACILITIES DEVELOPMENT	30	96
GENERAL SERVICES	30	98
SANITATION & FLOOD CONTROL	50	160
SPECIAL AVIATION FUND	56	187
SPECIAL PUBLIC SERVICES AGENCY		79
ADVERTISING COUNTY RESOURCES		101
AGRICULTURE, DEPARTMENT OF	42	137
FARM ADVISOR		180
FIRE PROTECTION		135
FISH & GAME COMMISSION	45	147
GOVERNMENTAL REFERENCE LIBRARY		179
GRAZING & ADVISORY BOARD		141
LIBRARY	54	178
MUSEUMS & ZOOS		185
OFFICE OF EMERGENCY SERVICES	44	146
PARKS & RECREATION	54	182
PUBLIC ADMINISTRATOR	44	145
REGISTRAR OF VOTERS	28	189
SEALER OF WEIGHTS & MEASURES	44	140
VETERINARIAN	43	139
WATERSHED RESOURCES ADVISORY COMMISSION	42	136