

REVENUE & BUDGET MANAGEMENT

PERMANENT
FILE

DO NOT REMOVE
FROM OFFICE

BAD/RBM

256



AUDITOR & CONTROLLER

County of San Diego
California

**FINAL
COUNTY BUDGET**

Fiscal Year Ending June 30, 1974

County of San Diego - State of California

Compiled Under the Direction of

GERALD J. LONERGAN, Auditor and Controller

SEPTEMBER 25, 1973

TO: BOARD OF SUPERVISORS


FROM: AUDITOR AND CONTROLLER

SUBJECT: AUDITOR'S TABULATION OF FINAL BUDGET

IN ACCORDANCE WITH THE PROVISIONS OF SECTIONS 29000 TO 29143 INCLUSIVE OF THE GOVERNMENT CODE AND OTHER STATUTORY PROVISIONS THERE IS PRESENTED HERewith THE FINAL BUDGET DOCUMENT FOR THE COUNTY OF SAN DIEGO FOR THE FISCAL YEAR BEGINNING JULY 1, 1973 AND ENDING JUNE 30, 1974.

THE FINAL BUDGET DOCUMENT SHOWS THE AMOUNTS THAT HAVE BEEN APPROVED FOR SALARIES AND EMPLOYEES BENEFITS, SERVICES AND SUPPLIES, OTHER CHARGES, FIXED ASSETS AND EXPENDITURE TRANSFERS AND REIMBURSEMENTS FOR EACH BUDGET UNIT OF THE COUNTY FOR EXPENDITURE APPROPRIATIONS, PROVISIONS FOR RESERVES AND THE MEANS OF FINANCING SUCH REQUIREMENTS. ALSO INCLUDED ARE THE REQUIREMENTS AND MEANS OF FINANCING FOR SPECIAL DISTRICTS WHOSE AFFAIRS AND FINANCES ARE UNDER THE SUPERVISION AND CONTROL OF THE BOARD OF SUPERVISORS AND CERTAIN DISTRICTS UNDER CONTROL OF LOCAL BOARDS FOR WHICH THE COUNTY AUDITOR IS EX-OFFICIO AUDITOR.

THE CONTENTS OF THIS DOCUMENT, TERMS USED AND ARRANGEMENT OF DATA HEREIN IS IN COMPLIANCE WITH THE COUNTY BUDGET MANUAL, STATE OF CALIFORNIA. THE FORMS USED ARE AS PRESCRIBED BY THE STATE CONTROLLER, OR APPROVED VARIATIONS OF THEM.


GERALD J. LOMERGAN
AUDITOR AND CONTROLLER

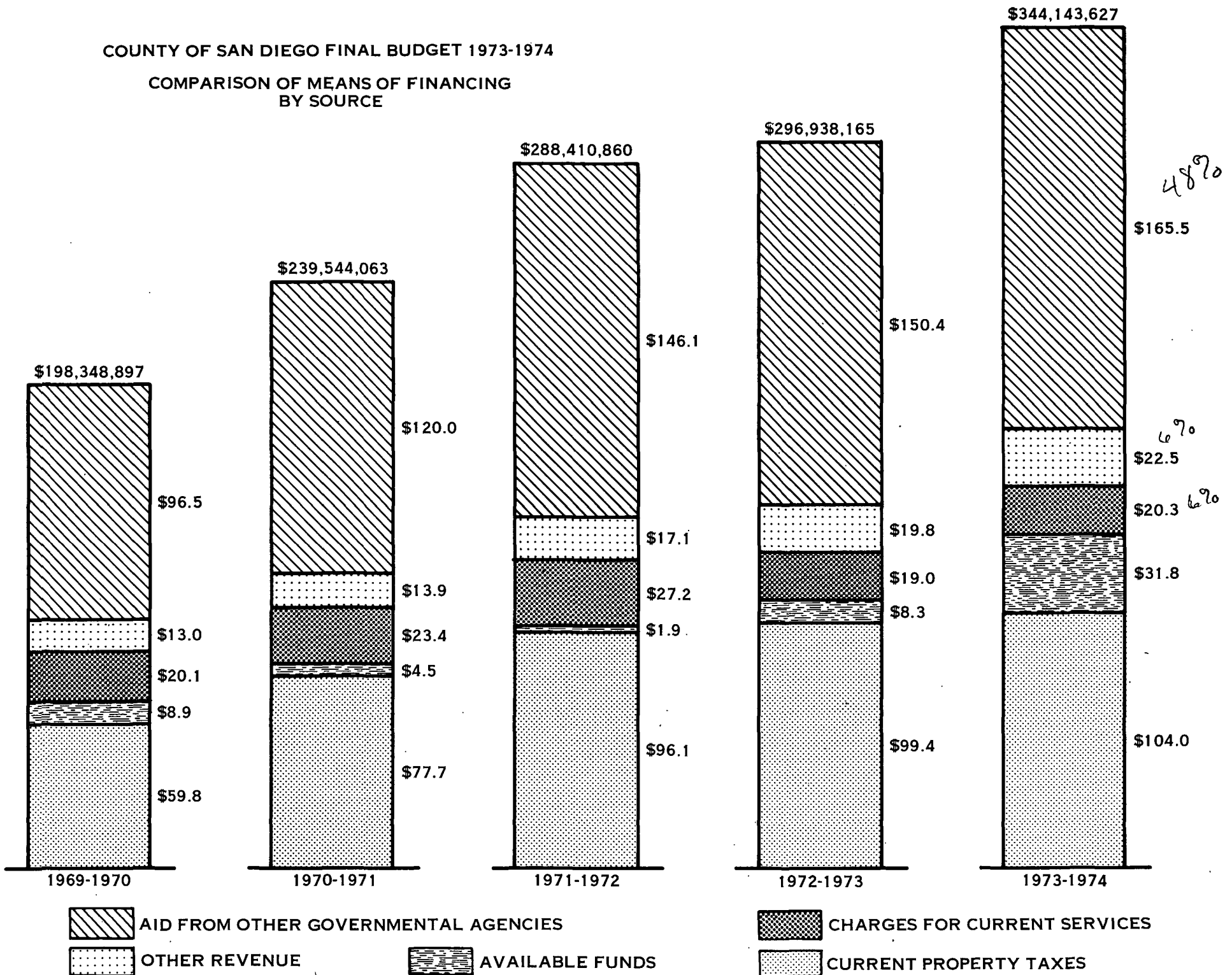
COUNTY OF SAN DIEGO FINAL BUDGET
1973-1974



T A B L E O F C O N T E N T S




	PAGE
GENERAL COUNTY	
SUMMARY OF COUNTY BUDGET - SCHEDULE 1 - - - - -	8
SUMMARY OF AVAILABLE FINANCING - SCHEDULE 2 - - - - -	12
SUMMARY OF ESTIMATED REVENUES OTHER THAN	
CURRENT PROPERTY TAXES - SCHEDULE 3 - - - - -	14
ANALYSIS OF REVENUE BY SOURCE - SCHEDULE 4 - - - - -	15
ANALYSIS OF REVENUE BY BUDGET UNIT, SOURCE AND FUND -	
SCHEDULE 4A - - - - -	22
ANALYSIS OF REVENUES - SCHEDULE 4B - - - - -	82
SUMMARY OF COUNTY BUDGET REQUIREMENTS BY BUDGET UNIT AND	
FUNCTION, FUND AND OBJECT CLASSIFICATION - SCHEDULE 5 - - - - -	83
BUDGET UNIT EXPENDITURE DETAIL - SCHEDULE 6 - - - - -	87
EXPENDITURE SUMMARY BY AGENCY - SCHEDULE 6A - - - - -	243
DETAIL OF PROVISIONS FOR RESERVES - SCHEDULE 7 - - - - -	256
STATUS OF EXPENDITURES FROM BOND (CONSTRUCTION FUNDS)	
SCHEDULE 8 - - - - -	257
OPERATIONS OF WORKING CAPITAL FUNDS - SCHEDULE 9 - - - - -	258
 SPECIAL DISTRICTS GOVERNED THROUGH	
BOARD OF SUPERVISORS	
SUMMARY OF SPECIAL DISTRICTS BUDGETS - SCHEDULE 11 - - - - -	262
SUMMARY OF AVAILABLE FINANCING - SCHEDULE 12 - - - - -	280
ASSESSED VALUATION AND DELINQUENCY ALLOWANCE DATA -	
SCHEDULE 13A - - - - -	290
ANALYSIS OF REVENUES BY SOURCE - SCHEDULE 13B - - - - -	295
EXPENDITURE DETAIL - SCHEDULE 13C - - - - -	362
DETAIL OF PROVISIONS FOR RESERVES - SCHEDULE 14 - - - - -	419
STATUS OF EXPENDITURES FROM BOND (CONSTRUCTION)	
FUNDS - SCHEDULE 15 - - - - -	426
 SPECIAL DISTRICTS GOVERNED THROUGH LOCAL BOARDS	
SUMMARY OF SPECIAL DISTRICTS BUDGETS - SCHEDULE 11 - - - - -	428
SUMMARY OF AVAILABLE FINANCING - SCHEDULE 12 - - - - -	430
ASSESSED VALUATION AND DELINQUENCY ALLOWANCE DATA -	
SCHEDULE 13A - - - - -	432
ANALYSIS OF REVENUE BY SOURCE - SCHEDULE 13B - - - - -	433
EXPENDITURE DETAIL - SCHEDULE 13C - - - - -	436
DETAIL OF PROVISIONS FOR RESERVES - SCHEDULE 14 - - - - -	438
STATUS OF EXPENDITURES FROM BOND (CONSTRUCTION)	
FUNDS - SCHEDULE 15 - - - - -	439
 SPECIAL STATEMENTS	
SCHEDULE OF POSITIONS - - - - -	506
SOURCE OF FUNDS EXPENDED FOR PUBLIC ASSISTANCE - - - - -	510
ROAD WORK PROGRAM AND DETAIL OF CONSTRUCTION PROJECTS - - - - -	511

COUNTY OF SAN DIEGO FINAL BUDGET 1973-1974

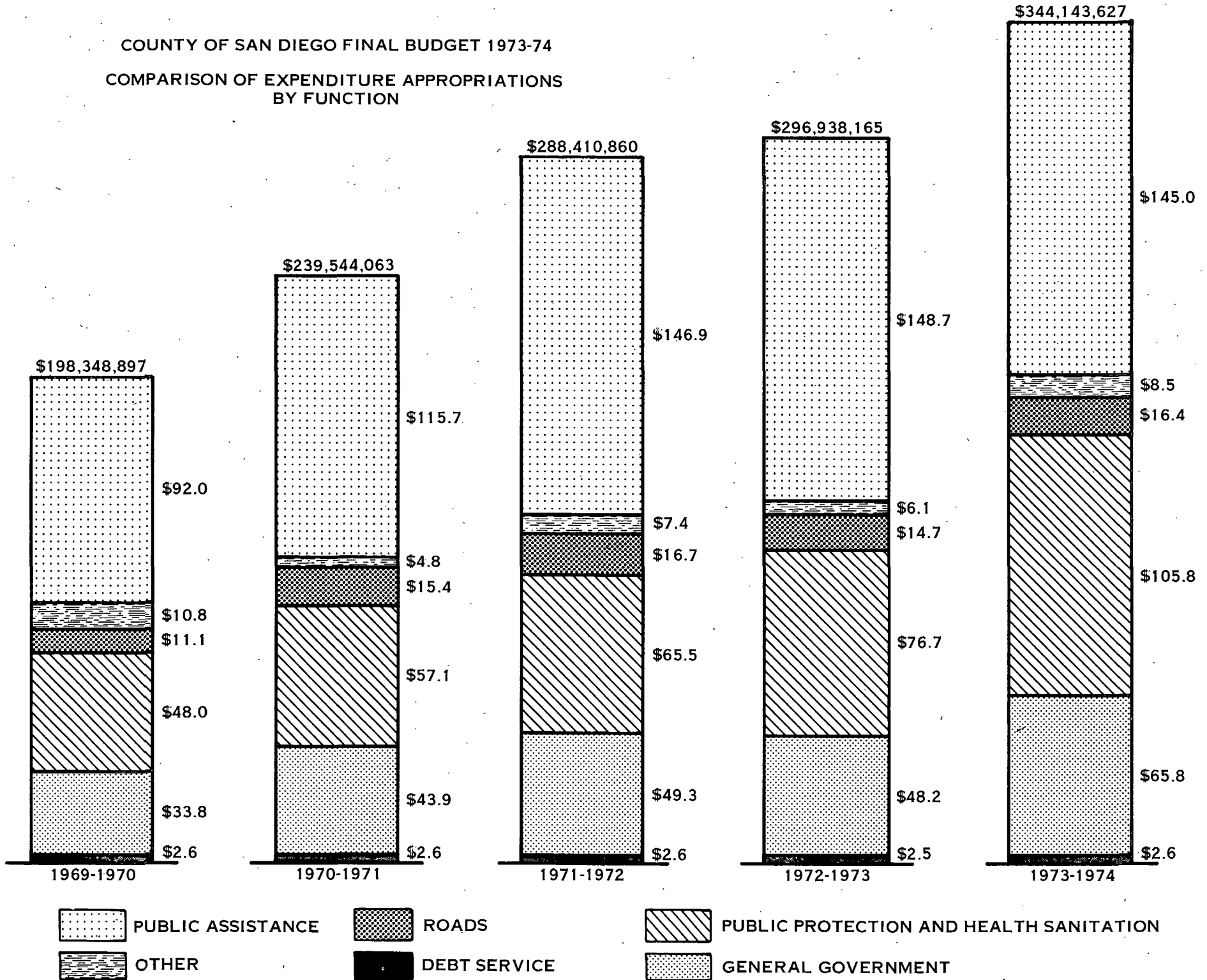
COMPARISON OF MEANS OF FINANCING
BY SOURCE



 AID FROM OTHER GOVERNMENTAL AGENCIES
 OTHER REVENUE

 CHARGES FOR CURRENT SERVICES
 AVAILABLE FUNDS
 CURRENT PROPERTY TAXES

COUNTY OF SAN DIEGO FINAL BUDGET 1973-74
 COMPARISON OF EXPENDITURE APPROPRIATIONS
 BY FUNCTION



COUNTY OF SAN DIEGO FINAL BUDGET
1973-1974
SUMMARY OF COUNTY BUDGET
SCHEDULE 1

FUND	APPROPRIATIONS		REQUIREMENTS	TOTAL REQUIREMENTS
	EXPENDITURES	CONTINGENCIES	PROVISIONS FOR RESERVES (INCREASES OR NEW RESERVES)	
COUNTY WIDE FUNDS				
GENERAL	\$292,478,771	\$ 2,288,694	\$	\$294,767,465.
DEBT SERVICE	2,583,316			2,583,316
GRAZING LANDS	16,750			16,750
FISH AND GAME	20,780			20,780
PARKS LANDS DEDICATION	1,210,000			1,210,000
ROAD	15,248,875			15,248,875
SPECIAL AVIATION	268,173			268,173
FEDERAL REVENUE SHARING	27,475,000			27,475,000
TOTAL COUNTY WIDE FUNDS	\$339,301,665	\$ 2,288,694	\$	\$341,590,359
LESS THAN COUNTY WIDE FUNDS				
COUNTY LIBRARY	\$ 2,553,268	\$	\$	\$ 2,553,268
TOTAL LESS THAN COUNTY WIDE FUNDS	\$ 2,553,268	\$	\$	\$ 2,553,268
GRAND TOTAL	\$341,854,933	\$ 2,288,694	\$	\$344,143,627

COUNTY OF SAN DIEGO FINAL BUDGET
 1973-1974
 SUMMARY OF COUNTY BUDGET
 SCHEDULE 1

..... MEANS OF FINANCING				
AVAILABLE FINANCING	TOTAL	CURRENT PROPERTY TAX TO BALANCE BUDGET UNSECURED	SECURED	TAX RATE ON SECURED ROLL (ACTUAL)
\$195,000,191	\$ 99,767,274	\$ 8,736,362	\$ 91,030,912	2.652
350,582	2,232,734	201,101	2,031,633	.059
16,750 (1)				
20,780				
1,210,000 (2)				
15,248,875 (3)				
268,173				
27,475,000 (4)				
\$239,590,351	\$102,000,008	\$ 8,937,463	\$ 93,062,545	
\$ 590,310	\$ 1,962,958	\$ 73,765	\$ 1,889,193	.159
\$ 590,310	\$ 1,962,958	\$ 73,765	\$ 1,889,193	
\$240,180,661	\$103,962,966	\$ 9,011,228	\$ 94,951,738	
UNUSED FUND BALANCE				
(1)	1,131			
(2)	37,918			
(3)	19,122			
(4)	46,687			

COUNTY OF SAN DIEGO FINAL BUDGET
 1973-1974
 SUMMARY OF COUNTY BUDGET
 SCHEDULE 1 (CONTINUED)

COUNTY WIDE TAX BASE

DESCRIPTION	LOCALLY ASSESSED	SECURED ROLL STATE ASSESSED	TOTAL SECURED	UNSECURED ROLL
COUNTY WIDE FUNDS				
LAND	\$ 1,714,915,821	\$ 18,070,140	\$1,732,985,961	\$ 17,638,397
IMPROVEMENTS	1,992,309,997	147,354,420	2,139,664,417	88,577,527
PERSONAL PROPERTY	80,031,957	113,632,140	193,664,097	301,580,085
TOTAL GROSS ASSESSED VALUATION	\$ 3,787,257,775	\$279,056,700	\$4,066,314,475	\$ 407,796,009
LESS EXEMPTIONS	536,672,757		536,672,757	71,391,830
TOTAL NET ASSESSED VALUATION	\$ 3,250,585,018	\$279,056,700	\$3,529,641,718	\$ 336,404,179
LESS ALLOWANCE FOR DELINQUENCIES	89,391,087	7,674,060	97,065,147	
ADJUSTED VALUATION FOR RATE APPLICATION PURPOSE	\$ 3,161,193,931	\$271,382,640	\$3,432,576,571	\$ 336,404,179
ADD: HOMEOWNERS PROPERTY TAX EXEMPTIONS	415,013,227		415,013,227	252,715
BUSINESS INVENTORY TAX EXEMPTIONS	14,537,578		14,537,578	66,686,461
TOTAL VALUATION INCLUDING HOPTR & BITR	\$ 3,590,744,736	\$271,382,640	\$3,862,127,376	\$ 403,343,355
LESS THAN COUNTY WIDE FUNDS				
LAND	\$ 649,769,627	\$ 3,706,680	\$ 653,476,307	\$ 812,781
IMPROVEMENTS	637,966,451	40,971,640	678,938,091	12,098,149
PERSONAL PROPERTY	17,552,989	43,301,920	60,854,909	46,839,917
TOTAL GROSS ASSESSED VALUATION	\$ 1,305,289,067	\$ 87,980,240	\$1,393,269,307	\$ 59,750,847
LESS EXEMPTIONS	168,835,919		168,835,919	12,410,172
TOTAL NET ASSESSED VALUATION	\$ 1,136,453,148	\$ 87,980,240	\$1,224,433,388	\$ 47,340,675
LESS ALLOWANCE FOR DELINQUENCIES	31,820,688	2,463,446	34,284,134	
TOTAL NET VALUATION AFTER DELINQUENCY ALLOWANCE	\$ 1,104,632,460	\$ 85,516,794	\$1,190,149,254	\$ 47,340,675
ADD: HOMEOWNERS PROPERTY TAX EXEMPTIONS	143,999,148		143,999,148	44,500
BUSINESS INVENTORY TAX EXEMPTIONS	3,502,095		3,502,095	11,745,662
ADJUSTED VALUATION FOR RATE COMPUTATION PURPOSE	\$ 1,252,133,703	\$ 85,516,794	\$1,337,650,497	\$ 59,130,837

DELINQUENCY ALLOWANCE IS 2.80% OF SECURED ROLL FOR LESS THAN COUNTY WIDE FUNDS

DELINQUENCY ALLOWANCE IS 2.75% OF SECURED ROLL FOR COUNTY WIDE FUNDS

COUNTY OF SAN DIEGO FINAL BUDGET
1973-1974
SUMMARY OF AVAILABLE FINANCING
BEFORE PROVIDING FOR CURRENT PROPERTY TAX LEVY
SCHEDULE 2

FUND	FUND BALANCE AS OF JUNE 30, 1973 (ACTUAL)	RESERVE FOR ENCUMBRANCES LESS: FUND BALANCE - UNAVAILABLE UNCANCELED GENERAL RESERVES AND RESERVES WITHIN A.C.O. FUNDS	OTHER RESERVES
COUNTY WIDE FUNDS				
GENERAL	\$ 27,644,197	\$ 13,209,110	\$	\$
DEBT SERVICE	38,987		4,725	
GRAZING LANDS	15,641	1,260		
FISH AND GAME	14,001	4,500		
PARK LANDS DEDICATION	597,918			
ROAD	5,874,176	4,733,480		
SPECIAL AVIATION	88,931			
FEDERAL REVENUE SHARING	17,696,687	2,225,000		
TOTAL COUNTY WIDE FUNDS	\$ 51,970,538	\$ 20,173,350	\$ 4,725	\$
LESS THAN COUNTY WIDE FUNDS				
COUNTY LIBRARY	\$ 328,208	\$ 181,360	\$	\$
TOTAL LESS THAN COUNTY WIDE FUNDS	\$ 328,208	\$ 181,360	\$	\$
GRAND TOTAL	\$ 52,298,746	\$ 20,354,710	\$ 4,725	\$

COUNTY OF SAN DIEGO FINAL BUDGET
 1973-1974
 SUMMARY OF AVAILABLE FINANCING
 BEFORE PROVIDING FOR CURRENT PROPERTY TAX LEVY
 SCHEDULE 2

INTER-FUND TRANSFERS	FUND BALANCE AVAILABLE FOR FINANCING BUDGET YEAR REQUIREMENTS-ACTUAL	ESTIMATED REVENUES OTHER THAN CURRENT PROPERTY TAXES	TOTAL AVAILABLE FINANCING
\$	\$ 14,435,087	\$180,565,104	\$195,000,191
	34,262	316,320	350,582
	14,381	3,500	17,881
	9,501	11,279	20,780
	597,918	650,000	1,247,918
	1,140,696	14,127,301	15,267,997
	88,931	179,242	268,173
	15,471,687	12,050,000	27,521,687
\$	\$ 31,792,463	\$207,902,746	\$239,695,209
\$	\$ 146,848	\$ 443,462	\$ 590,310
\$	\$ 146,848	\$ 443,462	\$ 590,310
\$	\$ 31,939,311	\$208,346,208	\$240,285,519

180,561,424

COUNTY OF SAN DIEGO FINAL BUDGET
1973-1974
SUMMARY OF ESTIMATED REVENUES
OTHER THAN CURRENT PROPERTY TAXES
SCHEDULE 3

	ACTUAL REVENUES 1971-1972	ACTUAL REVENUES 1972-1973	REVENUE ESTIMATES RECOMMENDED 1973-1974	ADOPTED BY THE BOARD OF SUPERVISORS 1973-1974
SUMMARIZATION BY SOURCE				
TAXES OTHER THAN CURRENT PROPERTY	\$ 6,991,094	\$ 8,536,442	\$ 7,999,624	\$ 8,829,624
LICENSES AND PERMITS	2,516,679	3,417,363	4,820,947	4,364,097
FINES, FORFEITS AND PENALTIES	3,197,882	2,921,764	2,849,527	2,855,081
USE OF MONEY AND PROPERTY	3,589,673	5,870,604	3,815,795	5,165,795
AID FROM OTHER GOVERNMENTAL AGENCIES	132,342,181	160,668,381	160,041,181	165,531,736
CHARGES FOR CURRENT SERVICES	18,161,703	16,323,184	20,069,249	20,277,099
OTHER REVENUE	3,166,385	3,825,812	1,206,674	1,322,776
TOTAL SUMMARIZATION BY SOURCE	\$169,965,597 *	\$201,563,550 *	\$200,802,997 *	\$208,346,208 *
SUMMARIZATION BY FUND				
COUNTY WIDE FUNDS				
GENERAL FUND	\$156,344,239	\$169,353,371	\$172,011,871	\$180,565,104
ROAD	12,684,241	13,419,879	14,880,301	14,127,301
PARK LANDS DEDICATION		597,918	850,000	650,000
GRAZING LANDS	2,837	3,228	3,500	3,500
FISH AND GAME	6,842	6,656	5,725	11,279
SAN DIEGO CITY-COUNTY CAMP COM	493,229			
FEDERAL REVENUE SHARING		17,707,966	12,200,000	12,050,000
SPECIAL AVIATION	39,718	25,000	178,818	179,242
COUNTY DEBT SERVICE	194,335	185,867	316,320	316,320
SUB-TOTAL	\$169,765,441 *	\$201,299,885 *	\$200,446,535 *	\$207,902,746 *
LESS THAN COUNTY WIDE FUNDS				
COUNTY LIBRARY	\$ 200,156	\$ 263,665	\$ 356,462	\$ 443,462
SUB-TOTAL	\$ 200,156 *	\$ 263,665 *	\$ 356,462 *	\$ 443,462 *
TOTAL SUMMARIZATION BY FUND	\$169,965,597 *	\$201,563,550 *	\$200,802,997 *	\$208,346,208 *
SUMMARIZATION BY AGENCY				
GENERAL ADMINISTRATION	\$ 3,924,569	\$ 22,604,424	\$ 17,123,794	\$ 19,678,794
PROGRAM DEVELOPMENT AGENCY	534	7,460	12,220	12,220
FISCAL AGENCY	23,211,551	26,034,134	29,104,117	34,837,117
LAW AND JUSTICE AGENCY	13,937,702	13,814,443	12,332,001	12,337,555
HUMAN RESOURCES AGENCY	95,375,021	101,600,758	92,776,451	91,803,756
PUBLIC WORKS AGENCY	20,399,636	23,077,838	31,433,612	31,637,964
ENVIRONMENTAL DEVELOPMENT AGENCY	1,250,476	1,051,950	998,614	998,614
HEALTH CARE AGENCY	9,808,921	12,137,163	15,418,328	15,418,328
SPECIAL PUBLIC SERVICES AGENCY	2,057,187	1,235,380	1,603,860	1,621,860
TOTAL SUMMARIZATION BY AGENCY	\$169,965,597 *	\$201,563,550 *	\$200,802,997 *	\$208,346,208 *

COUNTY OF SAN DIEGO FINAL BUDGET
1973-1974
ANALYSIS OF REVENUE BY SOURCE
OTHER THAN CURRENT PROPERTY TAXES
SCHEDULE 4

REVENUE CLASSIFICATION	ACTUAL REVENUES 1971-1972	ACTUAL REVENUES 1972-1973	REVENUE ESTIMATES RECOMMENDED 1973-1974	ADOPTED BY THE BOARD OF SUPERVISORS 1973-1974	FUND - GENERAL, UNLESS OTHERWISE INDICATED
TAXES OTHER THAN CURRENT PROPERTY					
PROPERTY TAXES - PRIOR SECURED	\$ 1,235,191	\$ 1,581,671	\$ 1,400,000	\$ 1,400,000	
PROPERTY TAXES - PRIOR SECURED	38,874	50,188	47,000	47,000	COUNTY LIBRARY
PROPERTY TAXES - PRIOR SECURED	39,692	40,356	42,000	42,000	COUNTY DEBT SERVICE
PROPERTY TAXES - PRIOR UNSECURED	150,330	176,863	273,000	473,000	
PROPERTY TAXES - PRIOR UNSECURED	2,994	1,569	3,800	3,800	COUNTY LIBRARY
PROPERTY TAXES - PRIOR UNSECURED	4,857	4,446	8,000	8,000	COUNTY DEBT SERVICE
PENALTIES AND COSTS ON DELINQUENT TAXES	643,492	685,512	625,000	625,000	
SALES AND USE TAXES	2,817,761	3,618,815	3,650,000	4,000,000	
FRANCHISES	393,954	451,472	388,500	388,500	
OTHER TAXES - AIRCRAFT UNSECURED	83,058	83,841	100,000	100,000	
OTHER TAXES - AIRCRAFT UNSECURED	2,598	2,178	3,000	3,000	COUNTY LIBRARY
OTHER TAXES - AIRCRAFT UNSECURED	2,653	1,587	2,500	2,500	COUNTY DEBT SERVICE
OTHER TAXES - COLL OF DISCHARGE ACCOUNTS			1,000	1,000	
OTHER TAXES - COLL OF DISCHARGE ACCOUNTS			12	12	COUNTY LIBRARY
OTHER TAXES - COLL OF DISCHARGE ACCOUNTS			12	12	COUNTY DEBT SERVICE
OTHER TAXES - TRANSIENT OCCUPANCY TAX	264,542	244,749	190,000	220,000	
OTHER TAXES - REAL PROPERTY TRANSFER TAX	1,298,178	1,563,356	1,250,000	1,500,000	
OTHER TAXES - MISCELLANEOUS	11,887	26,918	14,000	14,000	
OTHER TAXES - MISCELLANEOUS	654	1,737	1,000	1,000	COUNTY LIBRARY
OTHER TAXES - MISCELLANEOUS	379	1,184	800	800	COUNTY DEBT SERVICE
TOTAL TAXES OTHER THAN CURRENT PROPERTY	\$ 6,991,094 *	\$ 8,536,442 *	\$ 7,999,624 *	\$ 8,829,624 *	
LICENSES AND PERMITS					
ANIMAL LICENSES - DOG	\$ 655,402	\$ 622,397	\$ 650,000	\$ 650,000	
BUSINESS LICENSES-AUCTIONEER	1,386	1,255	1,200	1,200	
BUSINESS LICENSES-DANCE PL HALL ENTRMT	2,462	2,969	2,500	2,500	
BUSINESS LICENSES-TAXICAB & OPERATORS	6,065	10,565	6,000	6,000	
BUSINESS LICENSES-KENNEL	2,201	2,066	2,500	2,500	
BUSINESS LICENSES-JUNKYARD	3,000	2,200	2,800	2,800	
BUSINESS LICENSES-GARBAGE AND RUBBISH	14,925	13,381	15,000	15,000	
BUSINESS LICENSES-CONCEALABLE WPNS SALE	390	377	450	450	
BUSINESS LICENSES-OTHER	207,747	237,012	245,280	245,280	
CONSTRUCTION PERMITS-TEMPORARY OCCUPANCY	4,079	4,241	4,000	4,000	
CONSTRUCTION PERMITS-BUILDING	734,807	915,130	970,500	970,500	
CONSTRUCTION PERMITS-ELECTRICAL	196,471	275,349	307,200	307,200	
CONSTRUCTION PERMITS-PLUMBING	214,735	298,433	287,900	287,900	
CONSTRUCTION PERMITS-SEPTIC TANK	44,594	51,291	44,000	44,000	
CONSTRUCTION PERMITS-DRIVEWAY	8,995	7,280	9,500	9,500	
CONSTRUCTION PERMITS-GRADING	64,331	54,091	90,103	100,103	
CONSTRUCTION PERMITS-MOBILE HOME PARKS	114,920	80,022	113,500	113,500	
ROAD PRIVIL & PERMITS-ENCROACH & MOVING	44,993	50,511	51,000	51,000	ROAD
ZONING PERMITS - VARIANCES AND REZONES	142,410	113,893	549,014	549,014	
OTHER LICENSES AND PERMITS - SHIPPING	3,569	4,177	1,800	1,800	
OTHER LICENSES AND PERMITS - MARRIAGE	36,337	40,075	48,000	48,000	
OTHER LICENSES AND PERMITS - EXPLOSIVES	609	802	600	600	
PARK LANDS DEDICATION		590,615	850,000	650,000	PARK LANDS DEDICATION
OTHER LICENSES AND PERMITS - MISC	12,251	39,231	568,100	301,250	
TOTAL LICENSES AND PERMITS	\$ 2,516,679 *	\$ 3,417,363 *	\$ 4,820,947 *	\$ 4,364,097 *	
FINES, FORFEITS AND PENALTIES					
VEHICLE CODE FINES	\$ 535,779	\$ 420,674	\$ 438,250	\$ 438,250	
VEHICLE CODE FINES	536,120	420,664	438,250	438,250	ROAD
VEHICLE CODE FINES - PENALTY ASSESSMENTS	154,756	145,431	115,100	115,100	

COUNTY OF SAN DIEGO FINAL BUDGET
1973-1974
ANALYSIS OF REVENUE BY SOURCE
OTHER THAN CURRENT PROPERTY TAXES
SCHEDULE 4

REVENUE CLASSIFICATION	ACTUAL REVENUES 1971-1972	ACTUAL REVENUES 1972-1973	REVENUE ESTIMATES RECOMMENDED 1973-1974	ADOPTED BY THE BOARD OF SUPERVISORS 1973-1974	FUND - GENERAL, UNLESS OTHERWISE INDICATED
FINES, FORFEITS AND PENALTIES - CONTINUED					
VEHICLE CODE FINES - CITIES' ARRESTS	344,591	362,910	340,100	340,100	
OTHER COURT FINES - FISH AND GAME	25				
OTHER COURT FINES - FISH AND GAME	25				ROAD
OTHER COURT FINES - FISH AND GAME	6,842	6,656	5,725	11,279	FISH AND GAME
OTHER COURT FINES - GENERAL	1,370,320	1,413,969	1,363,500	1,363,500	
OTHER COURT FINES - LITTERING	375	280	426	426	
OTHER COURT FINES - LITTERING	476	388	176	176	ROAD
FORFEITURES & PENALTIES-FINES & FORFEIT	95,690	26,800	22,000	22,000	
FORFEITURES & PENALTIES-DEFAULT BAIL BDS	45,103	34,094	38,000	38,000	
FORFEITURES & PENALTIES-JUVENILE TRAFFIC	82,436	75,663	73,000	73,000	
FORFEITURES & PENALTIES-OTHER	25,344	14,235	15,000	15,000	
TOTAL FINES, FORFEITS AND PENALTIES	\$ 3,197,882 *	\$ 2,921,764 *	\$ 2,849,527 *	\$ 2,855,081 *	
USE OF MONEY AND PROPERTY					
INTEREST - DEPOSITS AND INVESTMENTS	\$ 2,575,662	\$ 4,045,515	\$ 2,500,000	\$ 4,000,000	
INTEREST - DEPOSITS AND INVESTMENTS	261,829	300,488	220,000	220,000	ROAD
INTEREST - DEPOSITS AND INVESTMENTS		7,303			PARK LANDS DEDICATION
INTEREST - DEPOSITS AND INVESTMENTS	436	442	300	300	COUNTY LIBRARY
INTEREST - DEPOSITS AND INVESTMENTS	120				SAN DIEGO CITY-COUNTY CAM
INTEREST - DEPOSITS AND INVESTMENTS		525,825	200,000	50,000	FEDERAL REVENUE SHARING
RENTS AND CONCESSIONS - ADMIN CENTER	5,797	7,633	6,100	6,100	
RENTS AND CONCESSIONS - CTY-UNIV HOSP	346,800	355,817	360,000	360,000	
RENTS AND CONCESSIONS - AIRPORTS	187,615	199,658	203,786	203,786	
RENTS AND CONCESSIONS - RANCHO DEL CAMPO	10,249	10,190	7,500	7,500	
RENTS AND CONCESSIONS - CTY PARKS & POOL	3,110	7,780	3,000	7,780	
RENTS AND CONCESSIONS - COM CENTER BLDGS	3,594	4,596	3,500	3,500	
RENTS AND CONCESSIONS - GERIATRIC HOSP	709	274	24	24	
RENTS AND CONCESSIONS - OPERATIONS CENTR	290	290	250	250	
RENTS AND CONCESSIONS - DEPT EDUC CENTER	123,036	129,102	137,424	137,424	
RENTS AND CONCESSIONS - MISC LAND & BLDG	42,571	218,015	155,045	155,045	
RENTS AND CONCESSIONS - MISC LAND & BLDG	16,161	42,655	9,000	9,000	ROAD
RENTS AND CONCESSIONS - MISC OTHER RENT	11,614	14,983	9,816	9,816	
RENTS AND CONCESSIONS - MISC OTHER RENT	37	38	50	50	COUNTY LIBRARY
RENTS AND CONCESSIONS - MISC OTHER RENT	43				SAN DIEGO CITY-COUNTY CAM
TOTAL USE OF MONEY AND PROPERTY	\$ 3,589,673 *	\$ 5,870,604 *	\$ 3,815,795 *	\$ 5,165,795 *	
AID FROM OTHER GOVERNMENTAL AGENCIES					
STATE-ALCOHOLIC BEVERAGE LICENSE FEES	\$ 130,950	\$ 133,429	\$ 120,000	\$ 120,000	
STATE-AID FOR AVIATION	39,718	25,000	178,818	179,242	SPECIAL AVIATION
STATE-HIGHWAY USERS TAX-NOT SEC 186.1	9,913,593	10,207,896	10,830,000	10,080,000	ROAD
STATE-HIGHWAY USERS TAXES-SEC 186.1	1,622,504	1,646,001	1,824,000	1,824,000	ROAD
STATE-MOTOR VEHICLE IN-LIEU TAX	8,248,584	9,063,790	8,600,000	9,600,000	
STATE-TRAILER COACH IN-LIEU TAX	622,186	750,392	770,000	770,000	
STATE-TRAILER COACH IN-LIEU TAX	23,939	27,367	30,000	30,000	COUNTY LIBRARY
STATE-TRAILER COACH IN-LIEU TAX	18,438	18,790	20,000	20,000	COUNTY DEBT SERVICE
OTHER STATE IN-LIEU TAXES-HWAY LAND RENT	33,180	27,220	25,000	25,000	
OTHER STATE IN-LIEU TAXES-HWAY LAND RENT	327	597			COUNTY LIBRARY
OTHER STATE IN-LIEU TAXES-HWAY LAND RENT	987	659			COUNTY DEBT SERVICE
STATE-WELFARE ADM-BRDG HOMES-LICENSING	53,682	94,583	75,000	75,000	
STATE-WELFARE ADM-ADOPTION SERVICES	1,138,905	1,058,963	1,752,485	1,752,485	
STATE-WELFARE ADM-W.I.N.	37,168	5,196	10,000	10,000	
STATE-WELFARE ADM-SUPPORT ENFORCEMENT IN	131,586	382,916	550,000	550,000	
STATE-WELFARE ADM-ADULT HOMEMAKER	467,803	711,210	1,089,800	1,089,800	

COUNTY OF SAN DIEGO FINAL BUDGET
1973-1974
ANALYSIS OF REVENUE BY SOURCE
OTHER THAN CURRENT PROPERTY TAXES
SCHEDULE 4

REVENUE CLASSIFICATION	ACTUAL REVENUES 1971-1972	ACTUAL REVENUES 1972-1973	REVENUE ESTIMATES RECOMMENDED 1973-1974	ADOPTED BY THE BOARD OF SUPERVISORS 1973-1974	FUND - GENERAL, UNLESS OTHERWISE INDICATED
AID FROM OTHER GOVERNMENTAL AGENCIES - CONTINUED					
STATE-WELFARE ADM-ADOPTIONS MATERNITY CR			15,000	15,000	
STATE-WELFARE ADM-OLD AGE SECURITY		779,739	359,300	361,340	
STATE-WELFARE ADM-FAM DEPEND CHILD		1,587,695	1,761,888	1,740,593	
STATE-WELFARE ADM-DISABLED		2,386,842	1,294,479	1,294,479	
STATE-WELFARE ADM-CHILD CARE PROJECT			557,685	557,685	
STATE AID FOR AGED - OLD AGE SECURITY	8,553,544	9,320,406	4,680,765	4,579,500	
STATE AID FOR BLIND-OTHER	578,400	794,639	411,822	411,822	
STATE AID FOR BLIND-AID FOR POT. SELF-SUP	65,088	82,967			
STATE AID FOR CHILDREN-FAM DEPEND CHILD	16,831,285	16,147,736	17,376,540	16,924,420	
STATE AID FOR CHILDREN-BOARD HME & INST	939,331	1,060,127	1,070,870	1,070,870	
STATE AID FOR CHILDREN-ADOPTIONS	30,240	62,218			
STATE AID FOR CRIPPLED CHILDREN - TREAT	810,921	1,029,217	1,137,000	1,137,000	
STATE AID FOR CRIPPLED CHILDREN - ADMIN	69,050	57,615	68,556	68,556	
STATE AID FOR CRIPPLED CHILD MEDI-CAL		19,486	19,800	19,800	
STATE AID FOR DISABLED	6,047,226	4,192,846	2,170,697	2,282,009	
STATE AID FOR SPECIAL SHELTER	1,445	28,433			
STATE-HEALTH-ADM-SPECIAL PUBLIC HEALTH	307,596	293,691	324,291	324,291	
STATE-HEALTH-ADM-ALCOHOLIC REHAB	244,430	256,798	283,167	283,167	
STATE AID FOR MENTAL HEALTH-SHORT DOYLE	4,295,156	5,137,855	7,236,130	7,236,130	
STATE AID FOR MENTAL HEALTH-SHORT DOYLE/	1,070,376	1,611,532	1,558,200	1,558,200	
STATE AID AGRICULTURE-REIMBURS OF SALARY	3,300	3,300	3,300	3,300	
STATE AID AGRICULTURE-AGRICULTURE GAS TX	78,202	41,454	41,000	41,000	
STATE AID AGRICULTURE-PESTICIDE ENFORCEM		54,025	53,000	53,000	
STATE AID AGRICULTURE-EGG-QUALITY ENFORC		12,153	10,000	10,000	
STATE AID CIVIL DEFENSE-TRAINING	1,650	194			
STATE AID CIVIL DEFENSE-PUB ED AND INFO		61			
STATE AID CIVIL DEFENSE-ADMIN COST	107,580	99,441	115,200	115,200	
STATE AID CIVIL DEFENSE-OTHER	1,576	881	4,000	4,000	
STATE AID CONSTRUCTION-RAILROAD CROSSING			110,000	110,000	ROAD
STATE AID CONSTRUCTION-RECREATION AREAS	252,308	706,048	1,323,210	1,228,210	
STATE AID CONSTRUCTION-HIGHWAYS		1,282			ROAD
STATE AID CONSTRUCTION-OTHER	2,073,220	1,099,725	900,000	900,000	
STATE AID CONSTRUCTION-OTHER	15,533				ROAD
STATE AID FOR CONSTR-SECONDARY SYSTEM		61,363	200,000	200,000	ROAD
STATE AID CORRECTIONS-OPER OF JUVENIL FA	159,453	158,506	161,880	213,561	
STATE AID CORRECTIONS-YOUTH SERV BUREAU	99,062	99,778			
STATE AID CORRECTIONS-FORESTRY SERVICES	12,027	28,021	50,000	50,000	
OTHER STATE GRANTS			15,150	15,150	
STATE AID FOR VETERANS' AFFAIRS	24,914	26,487	30,000	30,000	
STATE AID FOR HOMEOWNERS PROP TAX RED	3,597,447	3,692,241	8,500,000	11,000,000	
STATE AID FOR HOMEOWNERS PROP TAX RED	64,920	76,397	175,000	229,000	COUNTY LIBRARY
STATE AID FOR HOMEOWNERS PROP TAX RED	90,484	85,004	195,008	195,008	COUNTY DEBT SERVICE
STATE AID FOR BUS INV PROP REDUCTION	1,143,239	1,332,295	1,960,000	2,153,000	
STATE AID FOR BUS INV PROP REDUCTION	10,907	12,373	18,000	24,000	COUNTY LIBRARY
STATE AID FOR BUS INV PROP REDUCTION	34,914	33,039	48,000	48,000	COUNTY DEBT SERVICE
STATE - OTHER-TAX DEEDED LAND RENTALS		602			
STATE - OTHER-TAX DEEDED LAND RENTALS		15			
STATE - OTHER-SCHOOL LUNCH PROGRAM	6,130				
STATE - OTHER-SCHOOL MILK PROGRAM	7,603	7,936	7,154	7,154	COUNTY DEBT SERVICE
STATE - OTHER-SCHOOL MILK PROGRAM	4,713				SAN DIEGO CITY-COUNTY CAM
STATE - OTHER-COURT APPOINTED ATTORNEYS	33,599	40,702	42,000	42,000	
STATE - OTHER-CIGARETTE TAXES	429,726	529,169	450,000	450,000	
STATE - OTHER-OTHER STATE GRANTS	159,311	232,228	432,494	432,494	

COUNTY OF SAN DIEGO FINAL BUDGET
1973-1974
ANALYSIS OF REVENUE BY SOURCE
OTHER THAN CURRENT PROPERTY TAXES
SCHEDULE 4

REVENUE CLASSIFICATION	ACTUAL REVENUES 1971-1972	ACTUAL REVENUES 1972-1973	REVENUE ESTIMATES RECOMMENDED 1973-1974	ADOPTED BY THE BOARD OF SUPERVISORS 1973-1974	FUND - GENERAL, UNLESS OTHERWISE INDICATED
AID FROM OTHER GOVERNMENTAL AGENCIES - CONTINUED					
STATE - OTHER-OTHER STATE GRANTS	12,900				ROAD
STATE - OTHER-OTHER STATE GRANTS		29,906			COUNTY LIBRARY
STATE - OTHER-PROBATION SERVICES	1,305,194	1,375,257	2,282,626	2,282,626	
STATE - OTHER-DRUG EDUCATION	83,163	120			
STATE - OTHER-DELINQUENCY SEMINAR	73,007	12,021			
STATE - OTHER-MODEL PROBATION LAB		32,060			
STATE - OTHER-HELICOPTER PROGRAM	221,553	78,446			
STATE-OTHER-METRO ENFORCE TEAM	43,550	150,915	98,280	98,280	
STATE-OTHER-ORGANIZED CRIME PREV PROG	88,884	128,005	76,472	76,472	
STATE-OTHER-TRAFFIC SAFETY PROJECT DWI	36,369	178,467	36,241	36,241	
STATE-OTHER-REG. ALCOHOL ANALYSIS SYS.	10,038	23,472			
STATE-OTHER-ALCOHOL FORMULA			457,174	95,850	
STATE-OTHER-IND. ENG ANALYSIS CR. CTS.		25,000			
STATE-OTHER-FAMILY PLANNING SERVICES		76,249	65,000	65,000	
STATE-OTHER-OFF HWY LICENSE FEES		5,016			
STATE-OTHER-AIR RES. BRD. SUBVENTIONS		304,600	25,000	25,000	
STATE-OTHER-NARCOTIC & DRUG ABUSE				340,000	
STATE-OTHER-ABANDONED VEHICLES				85,725	
FED WELFARE ADM-OLD AGE SECURITY	4,847,479	6,480,279	6,532,326	6,536,406	
FED WELFARE ADM-AID TO FAM WITHDEP CHILD	8,808,898	9,746,080	10,399,660	10,262,070	
FED WELFARE ADM-MEDICAL ASSISTANCE	1,989,183	1,409,606	3,843,436	3,843,436	
FED WELFARE ADM-CHILD WELFARE SERVICES	31,622	79,894	40,000	40,000	
FED WELFARE ADM-PRE-SCHOOL EDUCATION	3,400				
FED WELFARE ADM-PUBLIC SERVICES CAREER	5,151				
FED WELFARE ADM-CHILD CARE MODEL CITIES	1,161	16,176			
FED WELFARE ADM-CHILD CARE PROJECT			125,479	125,479	
FEDERAL AID FOR AGED - OLD AGE SECURITY	9,977,936	9,314,928	4,680,765	4,579,500	
FEDERAL AID FOR BLIND	771,241	793,380	411,822	411,822	
FED AID FOR CHILD-FAM DEP CHILD-FAM GRP	23,145,679	22,637,187	23,996,280	23,326,280	
FED AID FOR CHILD-FAM DEP CHILD-BRD HOME	770,230	677,204	700,500	700,500	
FEDERAL AID FOR DISABLED	7,071,453	8,226,710	4,341,393	4,564,018	
FEDERAL AID FOR SPECIAL SHELTER	1,597	41,243			
FEDERAL-HEALTH-ADM-REIMBURS OF SALARY	164,110	187,873	218,473	218,473	
FEDERAL-HEALTH-ADM-NIMH HEROIN STAFF GRA	169,476	526,084	519,288	540,612	
FED AID FOR CONSTR - AIRPORTS		62,476	553,500	2,461,703	
FED AID FOR CONSTR - RECREATION AREAS	143,158	440,123	1,260,885	1,260,885	
FED AID FOR CONSTR-TOPICS	52,327	149,607	388,000	388,000	ROAD
FED AID FOR CONSTR - OTHER		382,530	1,655,652	1,655,652	ROAD
FED AID FOR CONSTR-SECONDARY SYSTEM		154,323	530,000	530,000	
FED AID FOR DISASTER-MAJOR FIRES HUD	17,095				
FEDERAL FOREST RESERVE REVENUE	10,989	14,079	12,000	12,000	ROAD
FEDERAL GRAZING FEES	2,837	3,228	3,500	3,500	GRAZING LANDS
FED REVENUE SHARING PERIOD ONE				2,355,000	
FED REVENUE SHARING PERIOD ONE		5,509,188			FEDERAL REVENUE SHARING
FED REVENUE SHARING PERIOD TWO		5,286,595			FEDERAL REVENUE SHARING
FED REVENUE SHARING PERIOD THREE		6,386,358			FEDERAL REVENUE SHARING
FED REVENUE SHARING PERIOD FOUR			12,000,000	12,000,000	FEDERAL REVENUE SHARING
FED-OTHER-CUBAN REFUGEES	109,836	122,106	120,000	120,000	
FED-OTHER-MATERNAL AND CHILD HEALTH	35,865	35,865	40,652	40,652	
FED-OTHER-COMM MENTAL HEALTH N.I.M.H.		52,000	28,676	28,676	
FED-OTHER-BOOK COLLECTION ENRICHMENT		13,723	41,000	41,000	COUNTY LIBRARY
FED-OTHER-COMMODITY DISTRIBUTION	134,800	242,635	100,000	100,000	
FED-OTHER-MODEL CITIES	15,458		478,508	478,508	

COUNTY OF SAN DIEGO FINAL BUDGET
1973-1974
ANALYSIS OF REVENUE BY SOURCE
OTHER THAN CURRENT PROPERTY TAXES
SCHEDULE 4

REVENUE CLASSIFICATION	ACTUAL REVENUES 1971-1972	ACTUAL REVENUES 1972-1973	REVENUE ESTIMATES RECOMMENDED 1973-1974	ADOPTED BY THE BOARD OF SUPERVISORS 1973-1974	FUND - GENERAL, UNLESS OTHERWISE INDICATED
AID FROM OTHER GOVERNMENTAL AGENCIES - CONTINUED					
FED-OTHER-OTHER FEDERAL GRANTS	973,857	466,466	787,012	787,012	
FED-OTHER-OTHER FEDERAL GRANTS	2,303				ROAD
FED-OTHER-EMERGENCY EMPLOYMENT ACT	74,134	111,895	37,000	37,000	
FED-OTHER-FAMILY PLANNING	381,633	504,733	407,000	407,000	
FED-OTHER-EMERGENCY MEDICAL CARE		243,593	242,771	242,771	
FED-OTHER-GONORRHEA CLINIC		44,059	167,000	167,000	
FED-OTHER-ENVIRONMENTAL PROTECTION	18,459	429,335			
FED-OTHER-MANAGEMENT PLANNING			145,746	145,746	
OTHER IN-LIEU TAXES-OFF HIWY MOT VEH FEE			6,000	6,000	
OTHER GOVERNMENTAL AGENCIES		4,400	462,000	462,000	
OTHER GOVT. AGENCIES-CSA-S PARKS		14,315	678,375	3,375	
TOTAL AID FROM OTHER GOVERNMENTAL AGENCIES	\$132,342,181 *	\$160,668,381 *	\$160,041,181 *	\$165,531,736 *	
CHARGES FOR CURRENT SERVICES					
ASSESS & TAX COLL FEES-COLL TAX SPEC AS	\$ 7,339	\$ 7,022	\$ 7,000	\$ 7,000	
ASSESS & TAX COLL FEES-SALE ROLLS & INDX	944	173	800	800	
ASSESS & TAX COLL FEES-OTHER	1,003	681	1,000	1,000	
ACCT & AUDIT FEES-OTHER GOV AGENCIES	42,428	58,706	7,000	7,000	
ACCT & AUDIT FEES-TREA PUB ADM ESTATE	4,555	501	100	100	
COMMUNICATION SERV-OTHER GOV AGENCIES	18,154	15,777	10,180	10,180	
ELECTION SERV-CANDIDATE FILING FEES	26,481	14,985	18,000	18,000	
ELECTION SERV-OTHER GOVERNMENTAL AGEN	493,854	211,028	547,000	547,000	
INHERITANCE TAX FEES	45,184	59,012	50,000	50,000	
LEGAL SERV-OTHER GOVERNMENTAL AGENCIES	17,430	16,415	19,500	19,500	
LEGAL SERV-ADMINISTERING ESTATES	143,050	130,478	145,000	145,000	
LEGAL SERV-SUPPORT COLLECTION COST	26,071	109,971			
PERSONNEL SERV-OTHER GOVERNMENTAL AGEN	5,148	5,146	5,000	5,000	
PLAN & ENGIN SERV-SERV TO PROP OWNERS	473,139	552,489	664,883	664,883	
PLAN & ENGIN SERV-PLAN PREP & SUP CONST	122,546	114,851	1,480,000	1,480,000	
PLAN & ENGIN SERV-IMP PLAN CHK & FLD INS	325,989	569,248	855,624	855,624	
PLAN & ENGIN SERV-REL FEE-AIR SURVEY MAP	15,000	12,010	6,000	6,000	
PLAN & ENGIN SERV-OTHER GOVERN AGENCIES	89,879	15,071	43,500	43,500	
ENVIRONMENTAL IMPACT STUDIES & REPORTS		8,410		266,850	
AGRICULTURAL SERVICES-AGRICULTURAL COM	85	132			
AGRICULTURAL SERVICES-LIVESTOCK	5,328	7,098	7,000	7,000	
CIVIL PROCESS SERVICES	314,837	324,075	315,000	315,000	
COURT FEES & COSTS-FILING DOCUMENTS	937,323	973,450	1,025,850	1,025,850	
COURT FEES & COSTS-JURY FEES	99,736	131,567	135,000	135,000	
COURT FEES & COSTS-COURT REP TRANS FEES	443,020	493,003	435,000	435,000	
COURT FEES & COSTS-SERV CHG ON COLL ACCT	20,931	27,027	20,000	20,000	
COURT FEES & COSTS-NOTARY PUBLIC FEES	474	957	675	675	
COURT FEES & COSTS-FEE FOR CRT APPT ATTY	41,864	135,319	200,355	200,355	
COURT FEES & COSTS-FEE FOR COURT COSTS	7,642	5,277			
COURT FEES & COSTS-FSD RECOVERY COSTS			400,000	400,000	
COURT FEES & COSTS-CIV & CRIM DMGS FRAUD		19,950	35,000	35,000	
COURT FEES & COSTS-OTHER	16,712	21,660	25,500	25,500	
ESTATE FEES	204,911	191,475	186,000	186,000	
HUMANE SERVICES-ANIMAL SHELTER	82,194	86,919	103,000	103,000	
HUMANE SERVICES-RABIES VACCINATION	33,605	40,461	40,400	40,400	
LAW ENFORC SERV-TRANSPORT OF PRISONERS	33,685	43,401	52,225	52,225	
LAW ENFORC SERV-OTHER GOVERN AGENCIES	627,984	698,316	781,967	781,967	
LAW ENFORC SERV-OFF DOC & CONC WPONS FEE	13,735	14,978	13,000	13,000	

COUNTY OF SAN DIEGO FINAL BUDGET
1973-1974
ANALYSIS OF REVENUE BY SOURCE
OTHER THAN CURRENT PROPERTY TAXES
SCHEDULE 4

REVENUE CLASSIFICATION	ACTUAL REVENUES 1971-1972	ACTUAL REVENUES 1972-1973	REVENUE ESTIMATES RECOMMENDED 1973-1974	ADOPTED BY THE BOARD OF SUPERVISORS 1973-1974	FUND - GENERAL, UNLESS OTHERWISE INDICATED
CHARGES FOR CURRENT SERVICES - CONTINUED					
RECORDING FEES-RECORDING DOCUMENTS	984,560	1,358,534	1,225,000	1,225,000	
RECORDING FEES-COPIES OF VITAL STATIST	184,647	200,594	211,000	211,000	
ROAD AND STREET SERVICES	35,947	61,115	20,000	20,000	ROAD
HEALTH FEES-OTHER GOVERNMENTAL AGENCIES	213,755	351,756	645,482	645,482	
HEALTH FEES-HOME NURSING SERVICES	8,506	4,316			
MENTAL HEALTH SERVICES	1,487,940	1,015,323	1,160,700	1,160,700	
SANITATION SERV-SERV TO PROPERTY OWNERS	296,256	291,562	388,900	311,900	
SANITATION SERV-OTHER GOVERN AGENCIES	1,371,904	1,614,128	1,789,000	1,789,000	
SANITATION SERV-SAN LANDFILL REFUSE DISP	973,024	1,142,407	1,140,000	1,140,000	
SANITATION SERV-CONNECT FEES		1,975			
ADOPTION FEES-PENDING ADOPTION	82,415	58,825	37,000	37,000	
CRIPPLED CHILDREN'S SERVICES	85,307	37,023	60,000	60,000	
INSTITUTIONAL CARE & SERV-UNCOMPEN COSTS	927,909				
INSTITUTIONAL CARE & SERV-HOSPITALS	3,863,779	2,780,922	3,662,900	3,662,900	
INSTITUTIONAL CARE & SERV-TRANSPORTATION	4,573	123,568	5,000	5,000	
INSTITUTIONAL CARE & SERV-FED & CITY PRI	795,143	620,999	609,550	609,550	
INSTITUTIONAL CARE & SERV-COUNTY	361,235	351,126	343,700	343,700	
INSTITUTIONAL CARE & SERV-STATE	110,751	26,894	15,300	15,300	
INSTITUTIONAL CARE & SERV-PRIVATE	220,068	257,446	318,500	318,500	
INSTITUTIONAL CARE & SERV-FEDERAL WARDS	59,167	127,040	100,000	100,000	
EDUCATIONAL SERV-OTHER GOVERN AGENCIES	101,121				
EDUCATIONAL SERV-TRAIN PEACE OFFICERS	156,193	157,018	98,170	98,170	
LIBRARY SERVICES	54,088	47,001	37,000	64,000	COUNTY LIBRARY
PARK & REC FEES-SWIM & LIFEGUARD SERV	2,226	1,936	2,000	2,000	
PARK & REC FEES-PARK AND CAMPING	145,882	153,523	155,000	155,000	
PARK & REC FEES-SERV OTHER GOVERN AGEN	2,372	2,459	2,500	2,500	
PARK & REC FEES-SCHOOLS-CUYAMACA	115,593				SAN DIEGO CITY-COUNTY CAM
PARK & REC FEES-SCHOOLS-PALOMAR	116,655				SAN DIEGO CITY-COUNTY CAM
PARK & REC FEES-SCHOOLS-MARSTON	70,227				SAN DIEGO CITY-COUNTY CAM
PARK & REC FEES-SAFETY PATROL-CUYAMACA	4,798				SAN DIEGO CITY-COUNTY CAM
PARK & REC FEES-SAFETY PATROL-PALOMAR	33,190				SAN DIEGO CITY-COUNTY CAM
PARK & REC FEES-SUMMER CAMP-CUYAMACA	57,513				SAN DIEGO CITY-COUNTY CAM
PARK & REC FEES-SUMMER CAMP-PALOMAR	9,722				SAN DIEGO CITY-COUNTY CAM
PARK & REC FEES-WEEKEND GRPS-CUYAMACA	22,162				SAN DIEGO CITY-COUNTY CAM
PARK & REC FEES-WEEKEND GRPS-PALOMAR	22,654				SAN DIEGO CITY-COUNTY CAM
OTHER-SERVICES TO EMPLOYEES AND OTHERS	7,714	6,727	5,855	5,855	
OTHER-SERVICES TO EMPLOYEES AND OTHERS	19,262				SAN DIEGO CITY-COUNTY CAM
OTHER-COPY DUPLICATE FILE DOCUMENTS	54,569	54,136	50,350	50,350	
OTHER-REGISTRATION OF BONDS	1,924	1,217	250	250	
OTHER-CITY-COUNTY MUSIC PROGRAM	8,000	8,000			
OTHER-SERVICES TO OTHER GOVERN AGENCIES	76,367	92,668	107,510	98,510	
OTHER-SERVICES TO OTHER GOVERN AGENCIES	2,055	503			ROAD
OTHER-CORONER SERVICES	112,433	114,085	113,000	113,000	
OTHER-FEES FOR SERV AS WITNESS OR JUROR	9,731	12,176	1,400	1,400	
OTHER-FEES FOR SERV AS WITNESS OR JUROR	1,407	1,917			ROAD
OTHER-FEES FOR SERV AS WITNESS OR JUROR		65	300	300	COUNTY LIBRARY
OTHER-EMPLOYEE MAINTENANCE	46,847	34,029	34,883	34,883	
OTHER-EMPLOYEE MAINTENANCE	16,379	13,454	15,000	15,000	ROAD
OTHER-EMPLOYEE MAINTENANCE	10,115				SAN DIEGO CITY-COUNTY CAM
OTHER-CIVIL DEFENSE-CITIES	48,001	53,952	55,000	55,000	
OTHER-SERVICES FOR FIRE FIGHTERS	915	1,976			
OTHER-EMPLOYEE PARKING FEES	3,848	5,187			
OTHER-MISCELLANEOUS	18,594	18,583	22,440	22,440	
TOTAL CHARGES FOR CURRENT SERVICES	\$ 18,161,703 *	\$ 16,323,184 *	\$ 20,069,249 *	\$ 20,277,099 *	

COUNTY OF SAN DIEGO FINAL BUDGET
 1973-1974
 ANALYSIS OF REVENUE BY SOURCE
 OTHER THAN CURRENT PROPERTY TAXES
 SCHEDULE 4.

REVENUE CLASSIFICATION	ACTUAL REVENUES 1971-1972	ACTUAL REVENUES 1972-1973	REVENUE ESTIMATES RECOMMENDED 1973-1974	ADOPTED BY THE BOARD OF SUPERVISORS 1973-1974	FUND - GENERAL, UNLESS OTHERWISE INDICATED.
OTHER REVENUE					
PREMIUM & ACCRUED INTER ON BONDS ISSUED	\$ 1,600	\$ 254	\$	\$	COUNTY DEBT SERVICE
REV APP PR YR-OTHER REVENUE	31,778-	5,327			
REV APP PR YR-OTHER REVENUE	2,958	3,453			ROAD
REV APP PR YR-TAXES	2,061-	748-			
REV APP PR YR-TAXES	93-	3-			COUNTY LIBRARY
REV APP PR YR-TAXES	54-	13-			COUNTY DEBT SERVICE
REV APP PR YR-LICENSES & PERMITS	2,349	141,684-			
REV APP PR YR-FINES, FORFEITURES & PEN	393	1,136			
REV APP PR YR-FROM USE OF MONEY & PROP	47,616-	117,885-			
REV APP PR YR-FROM USE OF MONEY & PROP	5,697-	38,531			ROAD
REV APP PR YR-AID FR OTHER GOV AGEN-ST	1,800,070	2,220,585			
REV APP PR YR-AID FR OTHER GOV AGEN-ST	1,465-				ROAD
REV APP PR YR-AID FR OTHER GOV AGEN-ST		36-			COUNTY LIBRARY
REV APP PR YR-AID FR OTHER GOV AGEN-ST		27-			COUNTY DEBT SERVICE
REV APP PR YR-AID FR OTHER GOV AGEN-FED	73,243-	91,413-			
REV APP PR YR-CHARGES FOR CURRENT SERV	210,899	488,856	40,000	40,000	
REV APP PR YR-CHARGES FOR CURRENT SERV		138			ROAD
REV APP PR YR-CHARGES FOR CURRENT SERV	81				COUNTY LIBRARY
SALE OF FIXED ASSETS-LAND, STRUCT & IMP	40,174	51,657	22,600	22,600	
SALE OF FIXED ASSETS-LAND, STRUCT & IMP	111,389	228,888	145,000	145,000	ROAD
SALE OF FIXED ASSETS-EQUIPMENT	116,446	81,602	40,300	40,300	
SALE OF FIXED ASSETS-EQUIPMENT	35	67			ROAD
SALE OF FIXED ASSETS-EQUIPMENT	125				COUNTY LIBRARY
OTHER SALES-PERSONAL PROPERTY	7,070	10,020	7,900	7,900	
OTHER SALES-PERSONAL PROPERTY		51			ROAD
OTHER SALES-PERSONAL PROPERTY	31	102			COUNTY LIBRARY
OTHER SALES-PERSONAL PROPERTY-TAXABLE	80,211	80,021	77,450	77,450	
OTHER SALES-PERSONAL PROPERTY-TAXABLE	8,635	7,810	10,000	10,000	ROAD
OTHER SALES-MISCELLANEOUS	469	326	100	100	
OTHER-DECEDENT'S PROPERTY FOUND ON BODY		50	50	50	
OTHER-NOTES RECEIVABLE COLLECTIONS	64,510	70,253	29,000	29,000	
OTHER-AIRPORTS	12,974	12,883	7,000	7,000	
OTHER-RECOVERED EXPENDITURES	269,640	292,265	466,064	585,166	
OTHER-RECOVERED EXPENDITURES	12,955	8,600	50,000	50,000	ROAD
OTHER-RECOVERED EXPENDITURES	323				SAN DIEGO CITY-COUNTY CAM
OTHER-CONFISCATIONS	1,097	2,145	2,000	2,000	
OTHER-FORFEITED INMATES' WAGES	3,500	3,076			
OTHER-COLLECTION OF INSURANCE CLAIMS	11,227	2,169	1,000	1,000	ROAD
OTHER-COLLECTION OF INSURANCE CLAIMS		951			
OTHER-TRANSFERS FROM OTHER FUNDS	2,277	2,810			
OTHER-VOIDED AND CANCELLED WARRANTS	42,651	45,669	35,000	35,000	
OTHER-VOIDED AND CANCELLED WARRANTS	81	763			ROAD
OTHER-VOIDED AND CANCELLED WARRANTS	238	21			COUNTY LIBRARY
OTHER-LAW LIBRARY AGREEMENT	6,000	6,000	6,000	6,000	
OTHER-INTEREST ON NOTES RECEIVALBE	4,043				
OTHER-INTEREST ON NOTES RECEIVALBE	6,094	4,381	5,000	5,000	ROAD
OTHER-MISCELLANEOUS	81,167	154,462	164,335	164,335	
OTHER-MISCELLANEOUS	3,715		22,875	19,875	ROAD
OTHER-MISCELLANEOUS	9				SAN DIEGO CITY-COUNTY CAM
OTHER-MISCELLANEOUS	385	573			COUNTY DEBT SERVICE
OTHER-CONTRIBUTIONS FORD FOUNDATION	422,571	233,418	35,000	35,000	
OTHER-CONTRIB-NATIONAL SCIENCE FOUNDATIO		118,308	40,000	40,000	
TOTAL OTHER REVENUE	\$ 3,166,385 *	\$ 3,825,812 *	\$ 1,206,674 *	\$ 1,322,776 *	
GRAND TOTAL	\$169,965,597	\$201,563,550	\$200,802,997	\$208,346,208	

COUNTY OF SAN DIEGO FINAL BUDGET
1973-1974
ANALYSIS OF REVENUE BY BUDGET UNIT
SOURCE AND FUND
SCHEDULE 4A

REVENUE ACCOUNT	BUDGET UNIT - REVENUE SOURCE	ACTUAL REVENUES 1971-1972	ACTUAL REVENUES 1972-1973	DEPARTMENTS ESTIMATES 1973-1974	AUDITOR ESTIMATES 1973-1974	FUND - GENERAL UNLESS OTHERWISE INDICATED
GENERAL ADMINISTRATION						
0100 BOARD OF SUPERVISORS						
OTHER REVENUE						
293.20	OTHER-MISCELLANEOUS	\$ 7	\$	\$	\$	
	TOTAL OTHER REVENUE	\$ 7 *	\$ *	\$ *	\$ *	*
	TOTAL BUDGET UNIT 0100	\$ 7 *	\$ *	\$ *	\$ *	*
0130 CLFRK, BOARD OF SUPERVISORS						
TAXES OTHER THAN CURRENT PROPERTY						
207.01	SALES AND USE TAXES	\$ 2,817,761	\$ 3,618,815	\$ 3,650,000	\$ 4,000,000	
208.01	FRANCHISES	393,954	451,204	375,000	375,000	
	TOTAL TAXES OTHER THAN CURRENT PROPERTY	\$ 3,211,715 *	\$ 4,070,019 *	\$ 4,025,000 *	\$ 4,375,000 *	
AID FROM OTHER GOVERNMENTAL AGENCIES						
246.09	STATE - OTHER-CIGARETTE TAXES	\$ 429,726	\$ 529,169	\$ 450,000	\$ 450,000	
	TOTAL AID FROM OTHER GOVERNMENTAL AGENCIES	\$ 429,726 *	\$ 529,169 *	\$ 450,000 *	\$ 450,000 *	
CHARGES FOR CURRENT SERVICES						
266.01	LEGAL SERV-OTHER GOVERNMENTAL AGENCIES	\$ 15,228	\$ 14,871	\$ 18,500	\$ 18,500	
287.02	OTHER-COPY DUPLICATE FILE DOCUMENTS		180			
287.05	OTHER-SERVICES TO OTHER GOVERN AGENCIES	18,703	18,444	18,000	18,000	
	TOTAL CHARGES FOR CURRENT SERVICES	\$ 33,931 *	\$ 33,495 *	\$ 36,500 *	\$ 36,500 *	
OTHER REVENUE						
290.08	REV APP PR YR-CHARGES FOR CURRENT SERV	\$	\$ 141-	\$	\$	

COUNTY OF SAN DIEGO FINAL BUDGET
1973-1974
ANALYSIS OF REVENUE BY BUDGET UNIT
SOURCE AND FUND
SCHEDULE 4A

REVENUE ACCOUNT	BUDGET UNIT - REVENUE SOURCE	ACTUAL REVENUES 1971-1972	ACTUAL REVENUES 1972-1973	DEPARTMENTS ESTIMATES 1973-1974	AUDITOR ESTIMATES 1973-1974	FUND - GENERAL UNLESS OTHERWISE INDICATED
GENERAL ADMINISTRATION - CONTINUED						
0130 CLERK, BOARD OF SUPERVISORS - CONTINUED						
OTHER REVENUE - CONTINUED						
292.03	OTHER SALES-PERSONAL PROPERTY-TAXABLE	1,540	3,136	2,000	2,000	
293.05	OTHER-RECOVERED EXPENDITURES	1,956	1,774	2,500	2,500	
293.11	OTHER-LAW LIBRARY AGREEMENT	6,000	6,000	6,000	6,000	
293.20	OTHER-MISCELLANEOUS	831	1,025	750	750	
TOTAL OTHER REVENUE		\$ 10,327 *	\$ 11,794 *	\$ 11,250 *	\$ 11,250 *	
TOTAL BUDGET UNIT 0130		\$ 3,685,699 *	\$ 4,644,477 *	\$ 4,522,750 *	\$ 4,872,750 *	
0200 CHIEF ADMINISTRATIVE OFFICER CHARGES FOR CURRENT SERVICES						
287.05	OTHER-SERVICES TO OTHER GOVERN AGENCIES	\$ 1,226	\$	\$	\$	
TOTAL CHARGES FOR CURRENT SERVICES		\$ 1,226 *	\$ *	\$ *	\$ *	
OTHER REVENUE						
290.06	REV APP PR YR-AID FR OTHER GOV AGEN-ST	\$ 2,114-	\$	\$	\$	
293.05	OTHER-RECOVERED EXPENDITURES	1,014	616			
TOTAL OTHER REVENUE		\$ 1,100-	\$ 616 *	\$ *	\$ *	
TOTAL BUDGET UNIT 0200		\$ 126 *	\$ 616 *	\$ *	\$ *	
0205 CAO-FEDERAL REVENUE SHARING USE OF MONEY AND PROPERTY						
219.01	INTEREST - DEPOSITS AND INVESTMENTS	\$	\$ 525,825	\$ 200,000	\$ 50,000	FEDERAL REVENUE SHARING
TOTAL USE OF MONEY AND PROPERTY		\$ *	\$ 525,825 *	\$ 200,000 *	\$ 50,000 *	
AID FROM OTHER GOVERNMENTAL AGENCIES						
257.01	FED REVENUE SHARING PERIOD ONE	\$	\$ 5,509,188	\$	\$	FEDERAL REVENUE SHARING
257.02	FED REVENUE SHARING PERIOD TWO		5,286,595			FEDERAL REVENUE SHARING

COUNTY OF SAN DIEGO FINAL BUDGET
1973-1974
ANALYSIS OF REVENUE BY BUDGET UNIT
SOURCE AND FUND
SCHEDULE 4A

REVENUE ACCOUNT	BUDGET UNIT - REVENUE SOURCE	ACTUAL REVENUES 1971-1972	ACTUAL REVENUES 1972-1973	DEPARTMENTS ESTIMATES 1973-1974	AUDITOR ESTIMATES 1973-1974	FUND - GENERAL UNLESS OTHERWISE INDICATED
GENERAL ADMINISTRATION - CONTINUED						
0205 CAO-FEDERAL REVENUE SHARING - CONTINUED						
AID FROM OTHER GOVERNMENTAL AGENCIES - CONTINUED						
257.03	FED REVENUE SHARING PERIOD THREE		6,386,358			
257.04	FED REVENUE SHARING PERIOD FOUR			12,000,000	12,000,000	FEDERAL REVENUE SHARING
	TOTAL AID FROM OTHER GOVERNMENTAL AGENCIES	\$	* \$ 17,182,141 *	\$ 12,000,000 *	\$ 12,000,000 *	FEDERAL REVENUE SHARING
	TOTAL BUDGET UNIT 0205	\$	* \$ 17,707,966 *	\$ 12,200,000 *	\$ 12,050,000 *	
0206 CAO-FEDERAL REVENUE SHARING-GENERAL FUND						
AID FROM OTHER GOVERNMENTAL AGENCIES						
257.01	FED REVENUE SHARING PERIOD ONE	\$	\$	\$	\$ 2,355,000	
	TOTAL AID FROM OTHER GOVERNMENTAL AGENCIES	\$	* \$	* \$	* \$ 2,355,000 *	
	TOTAL BUDGET UNIT 0206	\$	* \$	* \$	* \$ 2,355,000 *	
0220 C.A.O. - LEGISLATIVE PROGRAM						
OTHER REVENUE						
293.05	OTHER-RECOVERED EXPENDITURES	\$	\$ 885	\$ 600	\$ 600	
	TOTAL OTHER REVENUE	\$	* \$ 885 *	\$ 600 *	\$ 600 *	
	TOTAL BUDGET UNIT 0220	\$	* \$ 885 *	\$ 600 *	\$ 600 *	
0230 C.A.O. - CRIMINAL JUSTICE PLANNING						
AID FROM OTHER GOVERNMENTAL AGENCIES						
246.10	STATE - OTHER-OTHER STATE GRANTS	\$ 66,202	\$ 76,480	\$ 115,000	\$ 115,000	
	TOTAL AID FROM OTHER GOVERNMENTAL AGENCIES	\$ 66,202 *	\$ 76,480 *	\$ 115,000 *	\$ 115,000 *	
	TOTAL BUDGET UNIT 0230	\$ 66,202 *	\$ 76,480 *	\$ 115,000 *	\$ 115,000 *	
0250 GENERAL ADMINISTRATION-SPECIAL PROJECTS						
OTHER REVENUE						
290.01	REV APP PR YR-OTHER REVENUE	\$ 44	\$	\$	\$	

COUNTY OF SAN DIEGO FINAL BUDGET
1973-1974
ANALYSIS OF REVENUE BY BUDGET UNIT
SOURCE AND FUND
SCHEDULE 4A

REVENUE ACCOUNT	BUDGET UNIT - REVENUE SOURCE	ACTUAL REVENUES 1971-1972	ACTUAL REVENUES 1972-1973	DEPARTMENTS ESTIMATES 1973-1974	AUDITOR ESTIMATES 1973-1974	FUND - GENERAL UNLESS OTHERWISE INDICATED
GENERAL ADMINISTRATION - CONTINUED						
0250 GENERAL ADMINISTRATION-SPECIAL PROJECTS - CONTINUED						
OTHER REVENUE - CONTINUED						
293.05	OTHER-RECOVERED EXPENDITURES	225				
	TOTAL OTHER REVENUE	\$ 269 *	\$ *	\$ *	\$ *	*
	TOTAL BUDGET UNIT 0250	\$ 269 *	\$ *	\$ *	\$ *	*
0800 COUNTY COUNSEL						
CHARGES FOR CURRENT SERVICES						
266.01	LEGAL SERV-OTHER GOVERNMENTAL AGENCIES	\$ 2,202	\$ 1,544	\$ 1,000	\$ 1,000	
266.02	LEGAL SERV-ADMINISTERING ESTATES	143,050	130,478	145,000	145,000	
287.05	OTHER-SERVICES TO OTHER GOVERN AGENCIES	50				
	TOTAL CHARGES FOR CURRENT SERVICES	\$ 145,302 *	\$ 132,022 *	\$ 146,000 *	\$ 146,000 *	*
OTHER REVENUE						
293.05	OTHER-RECOVERED EXPENDITURES	\$ 1,419	\$ 387	\$ 500	\$ 500	
	TOTAL OTHER REVENUE	\$ 1,419 *	\$ 387 *	\$ 500 *	\$ 500 *	*
	TOTAL BUDGET UNIT 0800	\$ 146,721 *	\$ 132,409 *	\$ 146,500 *	\$ 146,500 *	*
0900 CIVIL SERVICE AND PERSONNEL						
AID FROM OTHER GOVERNMENTAL AGENCIES						
246.10	STATE - OTHER-OTHER STATE GRANTS	\$	\$ 4,291	\$	\$	
	TOTAL AID FROM OTHER GOVERNMENTAL AGENCIES	\$ *	\$ 4,291 *	\$ *	\$ *	*
CHARGES FOR CURRENT SERVICES						
267.01	PERSONNEL SERV-OTHER GOVERNMENTAL AGEN	\$ 5,148	\$ 5,146	\$ 5,000	\$ 5,000	
287.07	OTHER-FEES FOR SERV AS WITNESS OR JUROR	100				
	TOTAL CHARGES FOR CURRENT SERVICES	\$ 5,248 *	\$ 5,146 *	\$ 5,000 *	\$ 5,000 *	*

COUNTY OF SAN DIEGO FINAL BUDGET
1973-1974
ANALYSIS OF REVENUE BY BUDGET UNIT
SOURCE AND FUND
SCHEDULE 4A

REVENUE ACCOUNT	BUDGET UNIT - REVENUE SOURCE	ACTUAL REVENUES 1971-1972	ACTUAL REVENUES 1972-1973	DEPARTMENTS ESTIMATES 1973-1974	AUDITOR ESTIMATES 1973-1974	FUND - GENERAL UNLESS OTHERWISE INDICATED
GENERAL ADMINISTRATION - CONTINUED						
0900 CIVIL SERVICE AND PERSONNEL - CONTINUED						
OTHER REVENUE						
291.02	SALE OF FIXED ASSETS-EQUIPMENT	\$	\$ 10	\$	\$	
292.03	OTHER SALES-PERSONAL PROPERTY-TAXABLE	198	269			
292.10	OTHER SALES-MISCELLANEOUS	95	21			
293.05	OTHER-RECOVERED EXPENDITURES	20,004	31,854	133,944	133,944	
	TOTAL OTHER REVENUE	\$ 20,297 *	\$ 32,154 *	\$ 133,944 *	\$ 133,944 *	
	TOTAL BUDGET UNIT 0900	\$ 25,545 *	\$ 41,591 *	\$ 138,944 *	\$ 138,944 *	
	TOTAL GENERAL ADMINISTRATION	\$ 3,924,569 *	\$ 22,604,424 *	\$ 17,123,794 *	\$ 19,678,794 *	
PROGRAM DEVELOPMENT AGENCY						
0350 EDP SERVICES DEPARTMENT						
CHARGES FOR CURRENT SERVICES						
287.05	OTHER-SERVICES TO OTHER GOVERN AGENCIES	\$	\$ 5,296	\$ 12,220	\$ 12,220	
287.07	OTHER-FEES FOR SERV AS WITNESS OR JUROR		90			
	TOTAL CHARGES FOR CURRENT SERVICES	\$ *	\$ 5,386 *	\$ 12,220 *	\$ 12,220 *	
OTHER REVENUE						
291.02	SALE OF FIXED ASSETS-EQUIPMENT	\$	\$ 267	\$	\$	
292.03	OTHER SALES-PERSONAL PROPERTY-TAXABLE	534	1,807			
	TOTAL OTHER REVENUE	\$ 534 *	\$ 2,074 *	\$ *	\$ *	
	TOTAL BUDGET UNIT 0350	\$ 534 *	\$ 7,460 *	\$ 12,220 *	\$ 12,220 *	
	TOTAL PROGRAM DEVELOPMENT AGENCY	\$ 534 *	\$ 7,460 *	\$ 12,220 *	\$ 12,220 *	

COUNTY OF SAN DIEGO FINAL BUDGET
1973-1974
ANALYSIS OF REVENUE BY BUDGET UNIT
SOURCE AND FUND
SCHEDULE 4A

REVENUE ACCOUNT	BUDGET UNIT - REVENUE SOURCE	ACTUAL REVENUES 1971-1972	ACTUAL REVENUES 1972-1973	DEPARTMENTS ESTIMATES 1973-1974	AUDITOR ESTIMATES 1973-1974	FUND - GENERAL UNLESS OTHERWISE INDICATED
FISCAL AGENCY						
0300 AUDITOR AND CONTROLLER						
USE OF MONEY AND PROPERTY						
219.01	INTEREST - DEPOSITS AND INVESTMENTS	\$ 110,051	\$	\$	\$	
TOTAL USE OF MONEY AND PROPERTY		\$ 110,051 *	\$ *	\$ *	\$ *	*
AID FROM OTHER GOVERNMENTAL AGENCIES						
222.01	STATE-ALCHOLHOLIC BEVERAGE LICENSE FEES	\$ 130,950	\$ 133,429	\$ 120,000	\$ 120,000	
225.01	STATE-MOTOR VEHICLE IN-LIEU TAX	8,248,584	9,063,790	8,600,000	9,600,000	
226.01	STATE-TRAILER COACH IN-LIEU TAX	622,186	750,392	770,000	770,000	
226.01	STATE-TRAILER COACH IN-LIEU TAX	23,939	27,367	30,000	30,000	COUNTY LIBRARY
226.01	STATE-TRAILER COACH IN-LIEU TAX	18,438	18,790	20,000	20,000	COUNTY DEBT SERVICE
227.01	OTHER STATE IN-LIEU TAXES-HWAY LAND RENT	33,180	27,220	25,000	25,000	
227.01	OTHER STATE IN-LIEU TAXES-HWAY LAND RENT	327	597			COUNTY LIBRARY
227.01	OTHER STATE IN-LIEU TAXES-HWAY LAND RENT	987	659			COUNTY DEBT SERVICE
245.51	STATE AID FOR HOMEOWNERS PROP TAX RED	3,597,447	3,692,241	8,500,000	11,000,000	
245.51	STATE AID FOR HOMEOWNERS PROP TAX RED	64,920	76,397	175,000	229,000	COUNTY LIBRARY
245.51	STATE AID FOR HOMEOWNERS PROP TAX RED	90,484	85,004	195,008	195,008	COUNTY DEBT SERVICE
245.53	STATE AID FOR BUS INV PROP REDUCTION	1,143,239	1,332,295	1,960,000	2,153,000	
245.53	STATE AID FOR BUS INV PROP REDUCTION	10,907	12,373	18,000	24,000	COUNTY LIBRARY
245.53	STATE AID FOR BUS INV PROP REDUCTION	34,914	33,039	48,000	48,000	COUNTY DEBT SERVICE
246.01	STATE - OTHER-TAX DEEDED LAND RENTALS		602			
246.01	STATE - OTHER-TAX-DEEDED LAND RENTALS		15			COUNTY DEBT SERVICE
246.07	STATE - OTHER-COURT APPOINTED ATTORNEYS	33,599	40,702	42,000	42,000	
TOTAL AID FROM OTHER GOVERNMENTAL AGENCIES		\$ 14,054,101 *	\$ 15,294,912 *	\$ 20,503,008 *	\$ 24,256,008 *	
CHARGES FOR CURRENT SERVICES						
261.01	ASSESS & TAX COLL FEES-COLL TAX SPEC	\$ 35	\$ 45	\$	\$	
261.02	ASSESS & TAX COLL FEES-SALE ROLLS & INDX	842	73	800	800	

COUNTY OF SAN DIEGO FINAL BUDGET
1973-1974
ANALYSIS OF REVENUE BY BUDGET UNIT
SOURCE AND FUND
SCHEDULE 4A

REVENUE ACCOUNT	BUDGET UNIT - REVENUE SOURCE	ACTUAL REVENUES 1971-1972	ACTUAL REVENUES 1972-1973	DEPARTMENTS ESTIMATES 1973-1974	AUDITOR ESTIMATES 1973-1974	FUND - GENERAL UNLESS OTHERWISE INDICATED
FISCAL AGENCY - CONTINUED						
0300 AUDITOR AND CONTROLLER - CONTINUED						
CHARGES FOR CURRENT SERVICES - CONTINUED						
261.10	ASSESS & TAX COLL FEES-OTHER	109	118			
262.01	ACCT & AUDIT FEES-OTHER GOV AGENCIES	216-	10,369	2,000	2,000	
287.02	OTHER-COPY DUPLICATE FILE DOCUMENTS	913	849	500	500	
287.07	OTHER-FEES FOR SERV AS WITNESS OR JUROR		150			
	TOTAL CHARGES FOR CURRENT SERVICES	\$ 1,683 *	\$ 11,604 *	\$ 3,300 *	\$ 3,300 *	
OTHER REVENUE						
290.01	REV APP PR YR-OTHER REVENUE	\$ 1,060	\$ 5	\$	\$	
290.03	REV APP PR YR-LICENSES & PERMITS					
290.06	REV APP PR YR-AID FR OTHER GOV					
	AGEN-ST	867,120	1,067-			
290.06	REV APP PR YR-AID FR OTHER GOV					
	AGEN-ST		36-			COUNTY LIBRARY
290.06	REV APP PR YR-AID FR OTHER GOV					COUNTY DEBT SERVICE
	AGEN-ST		27-			
290.08	REV APP PR YR-CHARGES FOR CURRENT SERV		96			
	18-					
292.03	OTHER SALES-PERSONAL PROPERTY-TAXABLE	2,111	3,454	2,000	2,000	
293.05	OTHER-RECOVERED EXPENDITURES	8,924	1,337			
293.09	OTHER-TRANSFERS FROM OTHER FUNDS	2,277	2,543			
293.10	OTHER-VOIDED AND CANCELLED WARRANTS	42,651	45,669	35,000	35,000	
293.13	OTHER-INTEREST ON NOTES RECEIVABLE	4,043				
293.20	OTHER-MISCELLANEOUS	9,688	30,116	10,000	10,000	
	TOTAL OTHER REVENUE	\$ 937,856 *	\$ 82,090 *	\$ 47,000 *	\$ 47,000 *	
	TOTAL BUDGET UNIT 0300	\$ 15,103,691 *	\$ 15,388,606 *	\$ 20,553,308 *	\$ 24,306,308 *	
0400 TREASURER						
USE OF MONEY AND PROPERTY						
219.01	INTEREST - DEPOSITS AND INVESTMENTS	\$ 2,455,625	\$ 4,039,405	\$ 2,500,000	\$ 4,000,000	
	TOTAL USE OF MONEY AND PROPERTY	\$ 2,455,625 *	\$ 4,039,405 *	\$ 2,500,000 *	\$ 4,000,000 *	
CHARGES FOR CURRENT SERVICES						
261.01	ASSESS & TAX COLL FEES-COLL TAX SPEC AS	\$ 813	\$ 686	\$ 500	\$ 500	

1973-1974
 COUNTY OF SAN DIEGO FINAL BUDGET
 ANALYSIS OF REVENUE BY BUDGET UNIT
 SOURCE AND FUND
 SCHEDULE 4A

REVENUE ACCOUNT	BUDGET UNIT - REVENUE SOURCE	ACTUAL REVENUES 1971-1972	ACTUAL REVENUES 1972-1973	DEPARTMENTS ESTIMATES 1973-1974	AUDITOR ESTIMATES 1973-1974	FUND - GENERAL UNLESS OTHERWISE INDICATED
FISCAL AGENCY - CONTINUED						
0400 TREASURER - CONTINUED						
CHARGES FOR CURRENT SERVICES - CONTINUED						
262.01	ACCT & AUDIT FEES-OTHER GOV AGENCIES	23,454	25,457	5,000	5,000	
262.02	ACCT & AUDIT FEES-TREA PUB ADM					
	ESTATE	4,555	501	100	100	
265.01	INHERITANCE TAX FEES	45,184	59,012	50,000	50,000	
287.02	OTHER-COPY DUPLICATE FILE DOCUMENTS	32		75	75	
287.03	OTHER-REGISTRATION OF BONDS	1,924	1,217	250	250	
287.05	OTHER-SERVICES TO OTHER GOVERN AGENCIES	456	4,296			
287.07	OTHER-FEES FOR SERV AS WITNESS OR JUROR	36				
287.20	OTHER-MISCELLANEOUS	45	154	40	40	
	TOTAL CHARGES FOR CURRENT SERVICES	\$ 76,499 *	\$ 91,323 *	\$ 55,965 *	\$ 55,965 *	
OTHER REVENUE						
290.01	REV APP PR YR-OTHER REVENUE			2,568		
290.05	REV APP PR YR-FROM USE OF MONEY & PROP	39,121	118,430			
290.08	REV APP PR YR-CHARGES FOR CURRENT SERV		18-			
292.03	OTHER SALES-PERSONAL PROPERTY-TAXABLE	23	36			
293.20	OTHER-MISCELLANEOUS	50				
	TOTAL OTHER REVENUE	\$ 39,048 *	\$ 115,844 *	\$ *	\$ *	\$ *
	TOTAL BUDGET UNIT 0400	\$ 2,493,076 *	\$ 4,014,884 *	\$ 2,555,965 *	\$ 4,055,965 *	
0500 ASSESSOR						
USE OF MONEY AND PROPERTY						
220.20	RENTS AND CONCESSIONS - MISC OTHER RENT	\$ 2,895	\$ 3,525	\$ 3,500	\$ 3,500	
	TOTAL USE OF MONEY AND PROPERTY	\$ 2,895 *	\$ 3,525 *	\$ 3,500 *	\$ 3,500 *	
CHARGES FOR CURRENT SERVICES						
261.02	ASSESS & TAX COLL FEES-SALE ROLLS & INDX					
287.07	OTHER-FEES FOR SERV AS WITNESS OR JUROR	\$ 102	\$ 100	\$	\$	
		975	659	250	250	

COUNTY OF SAN DIEGO FINAL BUDGET
1973-1974
ANALYSIS OF REVENUE BY BUDGET UNIT
SOURCE AND FUND
SCHEDULE 4A

REVENUE ACCOUNT	BUDGET UNIT - REVENUE SOURCE	ACTUAL REVENUES 1971-1972	ACTUAL REVENUES 1972-1973	DEPARTMENTS ESTIMATES 1973-1974	AUDITOR ESTIMATES 1973-1974	FUND - GENERAL UNLESS OTHERWISE INDICATED
FISCAL AGENCY - CONTINUED						
0500 ASSESSOR - CONTINUED						
CHARGES FOR CURRENT SERVICES - CONTINUED						
287.20	OTHER-MISCELLANEOUS	5,731	5,044	6,500	6,500	
	TOTAL CHARGES FOR CURRENT SERVICES	\$ 6,808 *	\$ 5,803 *	\$ 6,750 *	\$ 6,750 *	
OTHER REVENUE						
291.02	SALE OF FIXED ASSETS-EQUIPMENT	\$	\$ 25	\$	\$	
292.03	OTHER SALES-PERSONAL PROPERTY-TAXABLE	3,151	4,547	3,050	3,050	
	TOTAL OTHER REVENUE	\$ 3,151 *	\$ 4,572 *	\$ 3,050 *	\$ 3,050 *	
	TOTAL BUDGET UNIT 0500	\$ 12,854 *	\$ 13,900 *	\$ 13,300 *	\$ 13,300 *	
0600 TAX COLLECTOR						
TAXES OTHER THAN CURRENT PROPERTY						
203.01	PROPERTY TAXES - PRIOR SECURED	\$ 1,235,191	\$ 1,581,671	\$ 1,400,000	\$ 1,400,000	
203.01	PROPERTY TAXES - PRIOR SECURED	38,874	50,188	47,000	47,000	COUNTY LIBRARY
203.01	PROPERTY TAXES - PRIOR SECURED	39,692	40,356	42,000	42,000	COUNTY DEBT SERVICE
204.01	PROPERTY TAXES - PRIOR UNSECURED	150,330	176,863	273,000	473,000	
204.01	PROPERTY TAXES - PRIOR UNSECURED	2,994	1,569	3,800	3,800	COUNTY LIBRARY
204.01	PROPERTY TAXES - PRIOR UNSECURED	4,857	4,446	8,000	8,000	COUNTY DEBT SERVICE
206.01	PENALTIES AND COSTS ON DELINQUENT TAXES	643,492	685,512	625,000	625,000	
208.01	FRANCHISES		268	13,500	13,500	
209.01	OTHER TAXES - AIRCRAFT UNSECURED	83,058	83,841	100,000	100,000	
209.01	OTHER TAXES - AIRCRAFT UNSECURED	2,598	2,178	3,000	3,000	COUNTY LIBRARY
209.01	OTHER TAXES - AIRCRAFT UNSECURED	2,653	1,587	2,500	2,500	COUNTY DEBT SERVICE
209.02	OTHER TAXES - COLL OF DISCHARGE ACCOUNTS			1,000	1,000	
209.02	OTHER TAXES - COLL OF DISCHARGE ACCOUNTS			12	12	COUNTY LIBRARY
209.02	OTHER TAXES - COLL OF DISCHARGE ACCOUNTS			12	12	COUNTY DEBT SERVICE
209.03	OTHER TAXES - TRANSIENT OCCUPANCY TAX	264,542	244,749	190,000	220,000	
209.10	OTHER TAXES - MISCELLANEOUS	11,887	26,918	14,000	14,000	
209.10	OTHER TAXES - MISCELLANEOUS	654	1,737	1,000	1,000	COUNTY LIBRARY
209.10	OTHER TAXES - MISCELLANEOUS	379	1,184	800	800	COUNTY DEBT SERVICE
	TOTAL TAXES OTHER THAN CURRENT PROPERTY	\$ 2,481,201 *	\$ 2,903,067 *	\$ 2,724,624 *	\$ 2,954,624 *	
LICENSES AND PERMITS						
210.01	ANIMAL LICENSES - DOG	\$ 655,402	\$ 622,397	\$ 650,000	\$ 650,000	

COUNTY OF SAN DIEGO FINAL BUDGET
 1973-1974
 ANALYSIS OF REVENUE BY BUDGET UNIT
 SOURCE AND FUND
 SCHEDULE 4A

REVENUE ACCOUNT	BUDGET UNIT - REVENUE SOURCE	ACTUAL REVENUES 1971-1972	ACTUAL REVENUES 1972-1973	DEPARTMENTS ESTIMATES 1973-1974	AUDITOR ESTIMATES 1973-1974	FUND - GENERAL UNLESS OTHERWISE INDICATED
FISCAL AGENCY - CONTINUED						
0600 TAX COLLECTOR - CONTINUED						
LICENSES AND PERMITS - CONTINUED						
211.01	BUSINESS LICENSES-AUCTIONEER	1,386	1,255	1,200	1,200	
211.02	BUSINESS LICENSES-DANCE PL HALL ENTRMT	2,462	2,969	2,500	2,500	
211.03	BUSINESS LICENSES-TAXICAB & OPERATORS	6,065	10,565	6,000	6,000	
211.04	BUSINESS LICENSES-KENNEL	2,201	2,066	2,500	2,500	
211.07	BUSINESS LICENSES-CONCEALABLE WPNS SALE	390	377	450	450	
211.10	BUSINESS LICENSES-OTHER	1,532	3,780	5,000	5,000	
	TOTAL LICENSES AND PERMITS	\$ 669,438 *	\$ 643,409 *	\$ 667,650 *	\$ 667,650 *	
CHARGES FOR CURRENT SERVICES						
261.01	ASSESS & TAX COLL FEES-COLL TAX SPEC AS	\$ 6,491	\$ 6,291	\$ 6,500	\$ 6,500	
261.10	ASSESS & TAX COLL FEES-OTHER	894	563	1,000	1,000	
287.07	OTHER-FEES FOR SERV AS WITNESS OR JUROR	140	225	150	150	
	TOTAL CHARGES FOR CURRENT SERVICES	\$ 7,525 *	\$ 7,079 *	\$ 7,650 *	\$ 7,650 *	
OTHER REVENUE						
290.02	REV APP PR YR-TAXES	\$ 2,061-	\$ 748-	\$	\$	
290.02	REV APP PR YR-TAXES	93-	3-			COUNTY-LIBRARY-
290.02	REV APP PR YR-TAXES	54-	13-			COUNTY DEBT SERVICE
290.03	REV APP PR YR-LICENSES & PERMITS		10-			
293.05	OTHER-RECOVERED EXPENDITURES	324	273			
293.20	OTHER-MISCELLANEOUS	11,279	11,206	8,000	8,000	
	TOTAL OTHER REVENUE	\$ 9,395 *	\$ 10,705 *	\$ 8,000 *	\$ 8,000 *	
	TOTAL BUDGET UNIT 0600	\$ 3,167,559 *	\$ 3,564,260 *	\$ 3,407,924 *	\$ 3,637,924 *	
0700 PURCHASING AGENT						
CHARGES FOR CURRENT SERVICES						
287.05	OTHER-SERVICES TO OTHER GOVERN AGENCIES	\$ 21,268	\$ 38,657	\$ 35,000	\$ 35,000	
287.07	OTHER-FEES FOR SERV AS WITNESS OR JUROR		100			
	TOTAL CHARGES FOR CURRENT SERVICES	\$ 21,268 *	\$ 38,757 *	\$ 35,000 *	\$ 35,000 *	

COUNTY OF SAN DIEGO FINAL BUDGET
1973-1974
ANALYSIS OF REVENUE BY BUDGET UNIT
SOURCE AND FUND
SCHEDULE 4A

REVENUE ACCOUNT	BUDGET UNIT - REVENUE SOURCE	ACTUAL REVENUES 1971-1972	ACTUAL REVENUES 1972-1973	DEPARTMENTS ESTIMATES 1973-1974	AUDITOR ESTIMATES 1973-1974	FUND - GENERAL UNLESS OTHERWISE INDICATED
FISCAL AGENCY - CONTINUED						
0700 PURCHASING AGENT - CONTINUED						
OTHER REVENUE						
290.01	REV APP PR YR-OTHER REVENUE	\$ 125-	\$	\$	\$	
291.02	SALE OF FIXED ASSETS-EQUIPMENT	94,523	78,381	40,000	40,000	40,000
292.01	OTHER SALES-PERSONAL PROPERTY	4,668	6,850	5,000	5,000	5,000
292.10	OTHER SALES-MISCELLANEOUS	368	305	100	100	100
293.05	OTHER-RECOVERED EXPENDITURES	2,271	1,031	500	500	500
293.08	OTHER-COLLECTION OF INSURANCE CLAIMS	10,882	1,044	1,000	1,000	1,000
293.20	OTHER-MISCELLANEOUS	100				
TOTAL	OTHER REVENUE	\$ 112,687 *	\$ 87,611 *	\$ 46,600 *	\$ 46,600 *	
TOTAL	BUDGET UNIT 0700	\$ 133,955 *	\$ 126,368 *	\$ 81,600 *	\$ 81,600 *	
1600 INSURANCE						
CHARGES FOR CURRENT SERVICES						
287.05	OTHER-SERVICES TO OTHER GOVERN AGENCIES	\$ 13,071	\$	\$ 17,020	\$ 17,020	
TOTAL	CHARGES FOR CURRENT SERVICES	\$ 13,071 *	\$ *	\$ 17,020 *	\$ 17,020 *	
OTHER REVENUE						
293.05	OTHER-RECOVERED EXPENDITURES	\$ 2,620	\$ 3,399	\$	\$	
TOTAL	OTHER REVENUE	\$ 2,620 *	\$ 3,399 *	\$ *	\$ *	
TOTAL	BUDGET UNIT 1600	\$ 15,691 *	\$ 3,399 *	\$ 17,020 *	\$ 17,020 *	
4500 RECORDER						
TAXES OTHER THAN CURRENT PROPERTY						
209.05	OTHER TAXES - REAL PROPERTY TRANSFER TAX	\$ 1,298,178	\$ 1,563,356	\$ 1,250,000	\$ 1,500,000	
TOTAL	TAXES OTHER THAN CURRENT PROPERTY	\$ 1,298,178 *	\$ 1,563,356 *	\$ 1,250,000 *	\$ 1,500,000 *	
CHARGES FOR CURRENT SERVICES						
276.01	RECORDING FEES-RECORDING DOCUMENTS	\$ 984,560	\$ 1,358,534	\$ 1,225,000	\$ 1,225,000	
TOTAL	CHARGES FOR CURRENT SERVICES	\$ 984,560 *	\$ 1,358,534 *	\$ 1,225,000 *	\$ 1,225,000 *	

COUNTY OF SAN DIEGO FINAL BUDGET
1973-1974
ANALYSIS OF REVENUE BY BUDGET UNIT
SOURCE AND FUND
SCHEDULE 4A

REVENUE ACCOUNT	BUDGET UNIT - REVENUE SOURCE	ACTUAL REVENUES 1971-1972	ACTUAL REVENUES 1972-1973	DEPARTMENTS ESTIMATES 1973-1974	AUDITOR ESTIMATES 1973-1974	FUND - GENERAL UNLESS OTHERWISE INDICATED
FISCAL AGENCY - CONTINUED						
4500 RECORDER - CONTINUED						
OTHER REVENUE						
293.20	OTHER-MISCELLANEOUS	\$ 2	\$	\$	\$	
TOTAL OTHER REVENUE		\$ 2 *	\$ *	\$ *	\$ *	*
TOTAL BUDGET UNIT 4500		\$ 2,282,740 *	\$ 2,921,890 *	\$ 2,475,000 *	\$ 2,725,000 *	
7950 DEBT SERVICE						
OTHER REVENUE						
288.01	PREMIUM & ACCRUED INTER ON BONDS ISSUED	\$ 1,600	\$ 254	\$	\$	
293.20	OTHER-MISCELLANEOUS	385	573			COUNTY DEBT SERVICE COUNTY DEBT SERVICE
TOTAL OTHER REVENUE		\$ 1,985 *	\$ 827 *	\$ *	\$ *	*
TOTAL BUDGET UNIT 7950		\$ 1,985 *	\$ 827 *	\$ *	\$ *	*
TOTAL FISCAL AGENCY		\$ 23,211,551 *	\$ 26,034,134 *	\$ 29,104,117 *	\$ 34,837,117 *	
LAW AND JUSTICE AGENCY						
0290 LAW AND JUSTICE AGENCY						
AID FROM OTHER GOVERNMENTAL AGENCIES						
246.10	STATE - OTHER-OTHER STATE GRANTS	\$	\$ 1,590	\$	\$	
246.23	STATE-OTHER-IND. ENG ANALYSIS CR. CTS.		25,000			
TOTAL AID FROM OTHER GOVERNMENTAL AGENCIES		\$ *	\$ 26,590 *	\$ *	\$ *	*
TOTAL BUDGET UNIT 0290		\$ *	\$ 26,590 *	\$ *	\$ *	*

COUNTY OF SAN DIEGO FINAL BUDGET
1973-1974
ANALYSIS OF REVENUE BY BUDGET UNIT
SOURCE AND FUND
SCHEDULE 4A

REVENUE ACCOUNT	BUDGET UNIT - REVENUE SOURCE	ACTUAL REVENUES 1971-1972	ACTUAL REVENUES 1972-1973	DEPARTMENTS ESTIMATES 1973-1974	AUDITOR ESTIMATES 1973-1974	FUND - GENERAL UNLESS OTHERWISE INDICATED
LAW AND JUSTICE AGENCY - CONTINUED						
2100 MUNICIPAL COURT - EL CAJON						
FINES, FORFEITS AND PENALTIES						
216.01	VEHICLE CODE FINES	\$ 169,691	\$ 128,819	\$ 140,000	\$ 140,000	
216.01	VEHICLE CODE FINES	169,691	128,819	140,000	140,000	ROAD
216.02	VEHICLE CODE FINES - PENALTY ASSESSMENTS	19,627	17,419	19,800	19,800	
216.03	VEHICLE CODE FINES - CITIES' ARRESTS	36,480	43,489	37,500	37,500	
217.01	OTHER COURT FINES - FISH AND GAME	57	146	25	25	FISH AND GAME
217.03	OTHER COURT FINES - GENERAL	125,065	123,709	122,000	122,000	
218.02	FORFEITURES & PENALTIES-DEFAULT BAIL BDS	1,300	3,107	1,000	1,000	
TOTAL FINES, FORFEITS AND PENALTIES		\$ 521,911 *	\$ 445,508 *	\$ 460,325 *	\$ 460,325 *	
CHARGES FOR CURRENT SERVICES						
272.01	COURT FEES & COSTS-FILING DOCUMENTS	\$ 28,832	\$ 36,400	\$ 33,000	\$ 33,000	
272.02	COURT FEES & COSTS-JURY FEES	584	628			
272.03	COURT FEES & COSTS-COURT REP TRANS FEES		300			
272.06	COURT FEES & COSTS-FEE FOR CRT APPT ATTY	254	13,073	12,000	12,000	
287.02	OTHER-COPY DUPLICATE FILE DOCUMENTS	1,718	490	350	350	
TOTAL CHARGES FOR CURRENT SERVICES		\$ 31,388 *	\$ 50,891 *	\$ 45,350 *	\$ 45,350 *	
TOTAL BUDGET UNIT 2100		\$ 553,299 *	\$ 496,399 *	\$ 505,675 *	\$ 505,675 *	
2200 MUNICIPAL COURT - NORTH COUNTY						
FINES, FORFEITS AND PENALTIES						
216.01	VEHICLE CODE FINES	\$ 264,731	\$ 183,681	\$ 200,000	\$ 200,000	
216.01	VEHICLE CODE FINES	264,731	183,681	200,000	200,000	ROAD
216.02	VEHICLE CODE FINES - PENALTY ASSESSMENTS	29,984	27,559			
216.03	VEHICLE CODE FINES - CITIES' ARRESTS	48,914	52,214	48,000	48,000	
217.01	OTHER COURT FINES - FISH AND GAME	25				ROAD
217.01	OTHER COURT FINES - FISH AND GAME	375	930	750	750	FISH AND GAME
217.03	OTHER COURT FINES - GENERAL	135,478	131,690	125,000	125,000	
217.04	OTHER COURT FINES - LITTERING	176	144	250	250	
217.04	OTHER COURT FINES - LITTERING	139	144			ROAD
218.02	FORFEITURES & PENALTIES-DEFAULT BAIL BDS		1,250			
TOTAL FINES, FORFEITS AND PENALTIES		\$ 744,553 *	\$ 581,293 *	\$ 574,000 *	\$ 574,000 *	

COUNTY OF SAN DIEGO FINAL BUDGET
1973-1974
ANALYSIS OF REVENUE BY BUDGET UNIT
SOURCE AND FUND
SCHEDULE 4A

REVENUE ACCOUNT	BUDGET UNIT - REVENUE SOURCE	ACTUAL REVENUES 1971-1972	ACTUAL REVENUES 1972-1973	DEPARTMENTS ESTIMATES 1973-1974	AUDITOR ESTIMATES 1973-1974	FUND - GENERAL UNLESS OTHERWISE INDICATED.
LAW AND JUSTICE AGENCY - CONTINUED						
2200 MUNICIPAL COURT - NORTH COUNTY - CONTINUED						
CHARGES FOR CURRENT SERVICES						
272.01	COURT FEES & COSTS-FILING DOCUMENTS	\$ 38,600	\$ 43,746	\$ 37,000	\$ 37,000	
272.02	COURT FEES & COSTS-JURY FEES	2,037	680	1,000	1,000	
272.06	COURT FEES & COSTS-FEE-FOR-CRT-APPT ATTY		10,298			
	TOTAL CHARGES FOR CURRENT SERVICES	\$ 40,637 *	\$ 54,724 *	\$ 38,000 *	\$ 38,000 *	
OTHER REVENUE						
293.05	OTHER-RECOVERED-EXPENDITURES	\$ 375	\$ 475	\$	\$	
	TOTAL OTHER REVENUE	\$ 375 *	\$ 475 *	\$ *	\$ *	*
	TOTAL BUDGET UNIT 2200	\$ 785,565 *	\$ 636,492 *	\$ 612,000 *	\$ 612,000 *	
2300 MUNICIPAL COURT - SAN DIEGO						
FINES, FORFEITS AND PENALTIES						
216.01	VEHICLE CODE FINES	\$ 64,463	\$ 68,646	\$ 58,250	\$ 58,250	
216.01	VEHICLE CODE FINES	64,463	68,646	58,250	58,250	ROAD
216.02	VEHICLE CODE FINES - PENALTY ASSESSMENTS	102,450	98,111	93,700	93,700	
216.03	VEHICLE CODE FINES - CITIES' ARRESTS	188,001	180,030	172,600	172,600	
217.01	OTHER COURT FINES - FISH AND GAME	4,114	3,500	3,000	8,554	FISH AND GAME
217.03	OTHER COURT FINES - GENERAL	721,831	725,670	705,000	705,000	
217.04	OTHER COURT FINES - LITTERING			126	126	
217.04	OTHER COURT FINES - LITTERING	138	108	126	126	ROAD
218.02	FORFEITURES & PENALTIES-DEFAULT BAIL BDS	43,803	29,737	37,000	37,000	
	TOTAL FINES, FORFEITS AND PENALTIES	\$ 1,189,263 *	\$ 1,174,448 *	\$ 1,128,052 *	\$ 1,133,606 *	
AID FROM OTHER GOVERNMENTAL AGENCIES						
246.10	STATE - OTHER-OTHER STATE GRANTS	\$ 310	\$	\$	\$	
	TOTAL AID FROM OTHER GOVERNMENTAL AGENCIES	\$ 310 *	\$ *	\$ *	\$ *	*
CHARGES FOR CURRENT SERVICES						
272.01	COURT FEES & COSTS-FILING DOCUMENTS	\$ 210,207	\$ 207,702	\$ 210,000	\$ 210,000	

COUNTY OF SAN DIEGO FINAL BUDGET
1973-1974
ANALYSIS OF REVENUE BY BUDGET UNIT
SOURCE AND FUND
SCHEDULE 4A

REVENUE ACCOUNT	BUDGET UNIT - REVENUE SOURCE	ACTUAL REVENUES 1971-1972	ACTUAL REVENUES 1972-1973	DEPARTMENTS ESTIMATES 1973-1974	AUDITOR ESTIMATES 1973-1974	FUND - GENERAL UNLESS OTHERWISE INDICATED
LAW AND JUSTICE AGENCY - CONTINUED						
2300 MUNICIPAL COURT - SAN DIEGO - CONTINUED						
CHARGES FOR CURRENT SERVICES - CONTINUED						
272.02	COURT FEES & COSTS-JURY FEES	5,169	4,796	4,000	4,000	
272.03	COURT FEES & COSTS-COURT REP TRANS FEES	6,175	4,598	5,000	5,000	
272.06	COURT FEES & COSTS-FEE FOR CRT APPT ATTY	905	35,112	3,355	3,355	
287.02	OTHER-COPY DUPLICATE FILE DOCUMENTS	2,859	3,191	2,900	2,900	
287.05	OTHER-SERVICES TO OTHER GOVERN AGENCIES		1,302			
TOTAL CHARGES FOR CURRENT SERVICES		\$ 225,315 *	\$ 256,701 *	\$ 225,255 *	\$ 225,255 *	
OTHER REVENUE						
293.20	OTHER-MISCELLANEOUS	\$ 2,641	\$ 2,774	\$ 3,300	\$ 3,300	
TOTAL OTHER REVENUE		\$ 2,641 *	\$ 2,774 *	\$ 3,300 *	\$ 3,300 *	
TOTAL BUDGET UNIT 2300		\$ 1,417,529 *	\$ 1,433,923 *	\$ 1,356,607 *	\$ 1,362,161 *	
2500 JUSTICE COURT, CORONADO						
FINES, FORFEITS AND PENALTIES						
216.01	VEHICLE CODE FINES	\$ 2,056	\$ 2,324	\$ 2,000	\$ 2,000	
216.01	VEHICLE CODE FINES	2,397	2,324	2,000	2,000	ROAD
216.03	VEHICLE CODE FINES - CITIES' ARRESTS	31,685	44,270	44,000	44,000	
217.03	OTHER COURT FINES - GENERAL	4,306	5,985	6,500	6,500	
TOTAL FINES, FORFEITS AND PENALTIES		\$ 40,444 *	\$ 54,903 *	\$ 54,500 *	\$ 54,500 *	
CHARGES FOR CURRENT SERVICES						
272.01	COURT FEES & COSTS-FILING DOCUMENTS	\$ 879	\$ 783	\$ 850	\$ 850	
TOTAL CHARGES FOR CURRENT SERVICES		\$ 879 *	\$ 783 *	\$ 850 *	\$ 850 *	
TOTAL BUDGET UNIT 2500		\$ 41,323 *	\$ 55,686 *	\$ 55,350 *	\$ 55,350 *	
2530 JUSTICE COURT, FALLBROOK						
FINES, FORFEITS AND PENALTIES						
216.01	VEHICLE CODE FINES	\$ 13,359	\$ 18,289	\$ 13,000	\$ 13,000	

COUNTY OF SAN DIEGO FINAL BUDGET
 1973-1974
 ANALYSIS OF REVENUE BY BUDGET UNIT
 SOURCE AND FUND
 SCHEDULE 4A

REVENUE ACCOUNT	BUDGET UNIT - REVENUE SOURCE	ACTUAL REVENUES 1971-1972	ACTUAL REVENUES 1972-1973	DEPARTMENTS ESTIMATES 1973-1974	AUDITOR ESTIMATES 1973-1974	FUND - GENERAL UNLESS OTHERWISE INDICATED
LAW AND JUSTICE AGENCY - CONTINUED						
2530 JUSTICE COURT, FALLBROOK - CONTINUED						
FINES, FORFEITS AND PENALTIES - CONTINUED						
216.01	VEHICLE CODE FINES	13,359	18,289	13,000	13,000	ROAD
217.01	OTHER COURT FINES - FISH AND GAME		38			FISH AND GAME
217.03	OTHER COURT FINES - GENERAL	1,783	2,157	3,000	3,000	
217.04	OTHER COURT FINES - LITTERING	162	88			
217.04	OTHER COURT FINES - LITTERING	162	88			ROAD
TOTAL FINES, FORFEITS AND PENALTIES		\$ 28,825 *	\$ 38,949 *	\$ 29,000 *	\$ 29,000 *	
CHARGES FOR CURRENT SERVICES						
272.01	COURT FEES & COSTS-FILING DOCUMENTS	\$ 734	\$ 815	\$ 900	\$ 900	
TOTAL CHARGES FOR CURRENT SERVICES		\$ 734 *	\$ 815 *	\$ 900 *	\$ 900 *	
TOTAL BUDGET UNIT 2530		\$ 29,559 *	\$ 39,764 *	\$ 29,900 *	\$ 29,900 *	
2540 JUSTICE COURT, EAST COUNTY						
FINES, FORFEITS AND PENALTIES						
216.01	VEHICLE CODE FINES	\$ 8,920	\$ 7,317	\$ 12,500	\$ 12,500	
216.01	VEHICLE CODE FINES	8,920	7,307	12,500	12,500	ROAD
217.01	OTHER COURT FINES - FISH AND GAME	25				
217.01	OTHER COURT FINES - FISH AND GAME	268	279	300	300	FISH AND GAME
217.03	OTHER COURT FINES - GENERAL	1,714	1,872	2,000	2,000	
TOTAL FINES, FORFEITS AND PENALTIES		\$ 19,847 *	\$ 16,775 *	\$ 27,300 *	\$ 27,300 *	
USE OF MONEY AND PROPERTY						
220.19	RENTS AND CONCESSIONS -- MISC LAND & BLDG	\$	\$	\$ 45	\$ 45	
TOTAL USE OF MONEY AND PROPERTY		\$ *	\$ *	\$ 45 *	\$ 45 *	
CHARGES FOR CURRENT SERVICES						
272.01	COURT FEES & COSTS-FILING DOCUMENTS	\$ 266	\$ 196	\$ 250	\$ 250	
287.02	OTHER-COPY DUPLICATE FILE DOCUMENTS	9	23			
TOTAL CHARGES FOR CURRENT SERVICES		\$ 275 *	\$ 219 *	\$ 250 *	\$ 250 *	
OTHER REVENUE						
290.04	REV APP PR YR-FINES, FORFEITURES & PEN	\$	\$ 26-	\$	\$	
TOTAL OTHER REVENUE		\$ *	\$ 26-*	\$ *	\$ *	
TOTAL BUDGET UNIT 2540		\$ 20,122 *	\$ 16,968 *	\$ 27,595 *	\$ 27,595 *	

COUNTY OF SAN DIEGO FINAL BUDGET
1973-1974
ANALYSIS OF REVENUE BY BUDGET UNIT
SOURCE AND FUND
SCHEDULE 4A

REVENUE ACCOUNT	BUDGET UNIT - REVENUE SOURCE	ACTUAL REVENUES 1971-1972	ACTUAL REVENUES 1972-1973	DEPARTMENTS ESTIMATES 1973-1974	AUDITOR ESTIMATES 1973-1974	FUND - GENERAL UNLESS OTHERWISE INDICATED
LAW AND JUSTICE AGENCY - CONTINUED						
2550 JUSTICE COURT, NATIONAL FINES, FORFEITS AND PENALTIES						
216.01	VEHICLE CODE FINES	\$ 1,741	\$ 1,030	\$ 1,000	\$ 1,000	
216.01	VEHICLE CODE FINES	1,741	1,030	1,000	1,000	ROAD
216.03	VEHICLE CODE FINES - CITIES' ARRESTS	39,511	42,907	38,000	38,000	
217.03	OTHER COURT FINES - GENERAL	14,134	20,664	18,000	18,000	
	TOTAL FINES, FORFEITS AND PENALTIES	\$ 57,127 *	\$ 65,631 *	\$ 58,000 *	\$ 58,000 *	
CHARGES FOR CURRENT SERVICES						
272.01	COURT FEES & COSTS-FILING DOCUMENTS	\$ 2,775	\$ 3,334	\$ 3,000	\$ 3,000	
287.02	OTHER-COPY DUPLICATE FILE DOCUMENTS	95	102	120	120	
	TOTAL CHARGES FOR CURRENT SERVICES	\$ 2,870 *	\$ 3,436 *	\$ 3,120 *	\$ 3,120 *	
OTHER REVENUE						
293.20	OTHER-MISCELLANEOUS	\$	\$ 80	\$	\$	
	TOTAL OTHER REVENUE	\$ *	\$ 80 *	\$ *	\$ *	
	TOTAL BUDGET UNIT 2550	\$ 59,997 *	\$ 69,147 *	\$ 61,120 *	\$ 61,120 *	
2560 JUSTICE COURT, RAMONA FINES, FORFEITS AND PENALTIES						
216.01	VEHICLE CODE FINES	\$ 10,818	\$ 10,568	\$ 10,000	\$ 11,500	
216.01	VEHICLE CODE FINES	10,818	10,568	10,000	11,500	ROAD
217.01	OTHER COURT FINES - FISH AND GAME	2,028	1,763	1,665	1,650	FISH AND GAME
217.03	OTHER COURT FINES - GENERAL	6,906	7,371	4,000	4,000	
217.04	OTHER COURT FINES - LITTERING	37	48	50	50	
217.04	OTHER COURT FINES - LITTERING	37	48	50	50	ROAD
	TOTAL FINES, FORFEITS AND PENALTIES	\$ 30,644 *	\$ 30,366 *	\$ 25,765 *	\$ 28,750 *	
CHARGES FOR CURRENT SERVICES						
272.01	COURT FEES & COSTS-FILING DOCUMENTS	\$ 891	\$ 737	\$ 850	\$ 850	
	TOTAL CHARGES FOR CURRENT SERVICES	\$ 891 *	\$ 737 *	\$ 850 *	\$ 850 *	
	TOTAL BUDGET UNIT 2560	\$ 31,535 *	\$ 31,103 *	\$ 26,615 *	\$ 29,600 *	

COUNTY OF SAN DIEGO FINAL BUDGET
1973-1974
ANALYSIS OF REVENUE BY BUDGET UNIT
SOURCE AND FUND
SCHEDULE 4A

REVENUE ACCOUNT	BUDGET UNIT - REVENUE SOURCE	ACTUAL REVENUES 1971-1972	ACTUAL REVENUES 1972-1973	DEPARTMENTS ESTIMATES 1973-1974	AUDITOR ESTIMATES 1973-1974	FUND - GENERAL UNLESS OTHERWISE INDICATED
LAW AND JUSTICE AGENCY - CONTINUED						
2600 BUREAU OF REVENUE & RECOVERY						
FINES, FORFEITS AND PENALTIES						
217.03	OTHER COURT FINES - GENERAL	\$ 5,533	\$ 6,503	\$ 18,000	\$ 18,000	
TOTAL FINES, FORFEITS AND PENALTIES		\$ 5,533 *	\$ 6,503 *	\$ 18,000 *	\$ 18,000 *	
USE OF MONEY AND PROPERTY						
219.01	INTEREST - DEPOSITS AND INVESTMENTS	\$ 5,561	\$ 6,110	\$	\$	
TOTAL USE OF MONEY AND PROPERTY		\$ 5,561 *	\$ 6,110 *	\$ *	\$ *	
CHARGES FOR CURRENT SERVICES						
272.01	COURT FEES & COSTS-FILING DOCUMENTS	\$ 846	\$	\$	\$	
272.04	COURT FEES & COSTS-SERV CHG ON COLL ACCT	20,931	27,027	20,000	20,000	
272.06	COURT FEES & COSTS-FEE FOR CRT APPT ATTY	20,804	71,633	60,000	60,000	
272.07	COURT FEES & COSTS-FEE FOR COURT COSTS	7,642				
279.01	MENTAL HEALTH SERVICES	1,487,940	1,015,323	952,400	1,160,700	
283.01	INSTITUTIONAL CARE & SERV-UNCOMPEN COSTS	927,909				
283.02	INSTITUTIONAL CARE & SERV-HOSPITALS	3,863,779	2,780,922	3,455,300	3,662,900	
283.03	INSTITUTIONAL CARE & SERV-TRANSPORTATION		121,251			
283.05	INSTITUTIONAL CARE & SERV-COUNTY	297,072	293,353	285,000	285,000	
283.06	INSTITUTIONAL CARE & SERV-STATE	108,582	25,048	14,900	14,900	
283.07	INSTITUTIONAL CARE & SERV-PRIVATE	142,609	187,633	235,000	235,000	
287.20	OTHER-MISCELLANEOUS	8,276	8,213	9,000	9,000	
TOTAL CHARGES FOR CURRENT SERVICES		\$ 6,886,390 *	\$ 4,530,403 *	\$ 5,031,600 *	\$ 5,447,500 *	
OTHER REVENUE						
290.03	REV APP PR YR-LICENSES & PERMITS	\$	\$ 141,574-	\$	\$	
290.06	REV APP PR YR-AID FR OTHER GOV AGEN-ST		2,216,221			
290.08	REV APP PR YR-CHARGES FOR CURRENT SERV	81,187-	445,781			
293.05	OTHER-RECOVERED EXPENDITURES	6,996-	11,451			
TOTAL OTHER REVENUE		\$ 74,191-*	\$ 2,531,879 *	\$ *	\$ *	
TOTAL BUDGET UNIT 2600		\$ 6,823,293 *	\$ 7,074,895 *	\$ 5,049,600 *	\$ 5,465,500 *	

COUNTY OF SAN DIEGO FINAL BUDGET
1973-1974
ANALYSIS OF REVENUE BY BUDGET UNIT
SOURCE AND FUND
SCHEDULE 4A

REVENUE ACCOUNT	BUDGET UNIT - REVENUE SOURCE	ACTUAL REVENUES 1971-1972	ACTUAL REVENUES 1972-1973	DEPARTMENTS ESTIMATES 1973-1974	AUDITOR ESTIMATES 1973-1974	FUND - GENERAL UNLESS OTHERWISE INDICATED
LAW AND JUSTICE AGENCY - CONTINUED						
2800 COUNTY CLERK						
LICENSES AND PERMITS						
215.02	OTHER LICENSES AND PERMITS - MARRIAGE	\$ 36,337	\$ 40,075	\$ 48,000	\$ 48,000	
	TOTAL LICENSES AND PERMITS	\$ 36,337 *	\$ 40,075 *	\$ 48,000 *	\$ 48,000 *	
FINES, FORFEITS AND PENALTIES						
217.03	OTHER COURT FINES - GENERAL	\$ 22,780	\$ 14,527	\$ 25,000	\$ 25,000	
218.01	FORFEITURES & PENALTIES-FINES & FORFEIT	95,690	26,800	22,000	22,000	
	TOTAL FINES, FORFEITS AND PENALTIES	\$ 118,470 *	\$ 41,327 *	\$ 47,000 *	\$ 47,000 *	
CHARGES FOR CURRENT SERVICES						
272.01	COURT FEES & COSTS-FILING DOCUMENTS	\$ 653,293	\$ 679,737	\$ 740,000	\$ 740,000	
272.02	COURT FEES & COSTS-JURY FEES	91,946	125,463	130,000	130,000	
272.03	COURT FEES & COSTS-COURT REP TRANS FEES	436,845	488,105	430,000	430,000	
272.06	COURT FEES & COSTS-FEE FOR CRT APPT ATTY	19,901	5,203	35,000	35,000	
272.07	COURT FEES & COSTS-FEE FOR COURT COSTS		5,277			
287.07	OTHER-FEES FOR SERV AS WITNESS OR JUROR	60	72			
287.20	OTHER-MISCELLANEOUS		40			
	TOTAL CHARGES FOR CURRENT SERVICES	\$ 1,202,045 *	\$ 1,303,897 *	\$ 1,335,000 *	\$ 1,335,000 *	
OTHER REVENUE						
290.04	REV APP PR YR-FINES, FORFEITURES & PEN		915			
290.08	REV APP PR YR-CHARGES FOR CURRENT SERV	294,436	1,130			
293.03	OTHER-NOTES RECEIVABLE COLLECTIONS	22,796	6,183			
293.05	OTHER-RECOVERED EXPENDITURES	8,955	1,051			
	TOTAL OTHER REVENUE	\$ 326,187 *	\$ 9,279 *	\$ *	\$ *	
	TOTAL BUDGET UNIT 2800	\$ 1,683,039 *	\$ 1,394,578 *	\$ 1,430,000 *	\$ 1,430,000 *	
2900 DISTRICT ATTORNEY						
AID FROM OTHER GOVERNMENTAL AGENCIES						
246.10	STATE - OTHER-OTHER STATE GRANTS	\$	\$ 1,590-	\$	\$	

COUNTY OF SAN DIEGO FINAL BUDGET
1973-1974
ANALYSIS OF REVENUE BY BUDGET UNIT
SOURCE AND FUND
SCHEDULE 4A

REVENUE ACCOUNT	BUDGET UNIT: - REVENUE SOURCE	ACTUAL REVENUES 1971-1972	ACTUAL REVENUES 1972-1973	DEPARTMENTS ESTIMATES 1973-1974	AUDITOR ESTIMATES 1973-1974	FUND - GENERAL UNLESS OTHERWISE INDICATED
LAW AND JUSTICE AGENCY - CONTINUED						
2900 DISTRICT ATTORNEY - CONTINUED						
AID FROM OTHER GOVERNMENTAL AGENCIES - CONTINUED						
246.17	STATE-OTHER-METRO ENFORCE TEAM	43,550	150,915	98,280	98,280	
246.18	STATE-OTHER-ORGANIZED CRIME PREV PROG	88,884	128,005	76,472	76,472	
TOTAL AID FROM OTHER GOVERNMENTAL AGENCIES		\$ 132,434 *	\$ 277,330 *	\$ 174,752 *	\$ 174,752 *	
CHARGES FOR CURRENT SERVICES						
266.04	LEGAL SERV-SUPPORT COLLECTION COST	\$ 26,071	\$ 109,971	\$	\$	
272.06	COURT FEES & COSTS-FEE FOR CRT APPT ATTY			90,000	90,000	
272.08	COURT FEES & COSTS-FSD RECOVERY COSTS			400,000	400,000	
272.09	COURT FEES & COSTS-CIV & CRIM DMGS FRAUD		19,950	35,000	35,000	
275.01	LAW ENFORC SERV-TRANSPORT OF PRISONERS	23,417	34,228	45,000	45,000	
275.02	LAW ENFORC SERV-OTHER GOVERN AGENCIES		8,615			
287.05	OTHER-SERVICES TO OTHER GOVERN AGENCIES		100			
TOTAL CHARGES FOR CURRENT SERVICES		\$ 49,488 *	\$ 172,864 *	\$ 570,000 *	\$ 570,000 *	
OTHER REVENUE						
290.01	REV APP PR YR-OTHER REVENUE	\$	\$ 276	\$	\$	
290.06	REV APP PR YR-AID FR OTHER GOV AGEN-ST		335			
290.08	REV APP PR YR-CHARGES FOR CURRENT SERV		6,480			
291.02	SALE OF FIXED ASSETS-EQUIPMENT		40			
293.05	OTHER-RECOVERED EXPENDITURES	71	1,146			
TOTAL OTHER REVENUE		\$ 71 *	\$ 8,277 *	\$ *	\$ *	
TOTAL BUDGET UNIT 2900		\$ 181,993 *	\$ 458,471 *	\$ 744,752 *	\$ 744,752 *	
3000. SHERIFF, LAW ENFORCEMENT						
LICENSES AND PERMITS						
211.10	BUSINESS LICENSES-OTHER	\$ 4,777	\$ 4,675	\$ 3,140	\$ 3,140	
215.03	OTHER LICENSES AND PERMITS - EXPLOSIVES	609	802	600	600	

COUNTY OF SAN DIEGO FINAL BUDGET
1973-1974
ANALYSIS OF REVENUE BY BUDGET UNIT
SOURCE AND FUND
SCHEDULE 4A

REVENUE ACCOUNT	BUDGET UNIT - REVENUE SOURCE	ACTUAL REVENUES 1971-1972	ACTUAL REVENUES 1972-1973	DEPARTMENTS ESTIMATES 1973-1974	AUDITOR ESTIMATES 1973-1974	FUND - GENERAL UNLESS OTHERWISE INDICATED
LAW AND JUSTICE AGENCY - CONTINUED						
3000 SHERIFF, LAW ENFORCEMENT - CONTINUED						
LICENSES AND PERMITS - CONTINUED						
215.10	OTHER LICENSES AND PERMITS - MISC	5,561	9,191	6,000	6,000	
	TOTAL LICENSES AND PERMITS	\$ 10,947 *	\$ 14,668 *	\$ 9,740 *	\$ 9,740 *	
AID FROM OTHER GOVERNMENTAL AGENCIES						
246.10	STATE - OTHER-OTHER STATE GRANTS	\$ 1,590	\$	\$ 82,400	\$ 82,400	
246.16	STATE - OTHER-HELICOPTER PROGRAM	221,553	78,446			
246.21	STATE-OTHER-REG. ALCOHOL ANALYSIS SYS.	10,038	23,472			
246.26	STATE-OTHER-OFF HWY LICENSE FEES		5,016			
259.02	OTHER IN-LIEU TAXES-OFF HIWY MOT VEH FEE			6,000	6,000	
	TOTAL AID FROM OTHER GOVERNMENTAL AGENCIES	\$ 233,181 *	\$ 106,934 *	\$ 88,400 *	\$ 88,400 *	
CHARGES FOR CURRENT SERVICES						
275.01	LAW ENFORC SERV-TRANSPORT OF PRISONERS	\$ 9,968.	\$ 8,873	\$	\$	
275.02	LAW ENFORC SERV-OTHER GOVERN AGENCIES	621,000	657,158	690,700	690,700	
275.03	LAW ENFORC SERV-OFF DOC & CONC WPONS FEE	13,735	14,978	13,000	13,000	
283.03	INSTITUTIONAL CARE & SERV-TRANSPORTATION	1,700		3,000	3,000	
284.02	EDUCATIONAL SERV-TRAIN PEACE OFFICERS	156,193	157,018	98,170	98,170	
287.02	OTHER-COPY DUPLICATE FILE DOCUMENTS		12			
287.07	OTHER-FEES FOR SERV AS WITNESS DR JUROR	472	175	300	300	
287.08	OTHER-EMPLOYEE MAINTENANCE	730	722	775	775	
	TOTAL CHARGES FOR CURRENT SERVICES	\$ 803,798 *	\$ 838,936 *	\$ 805,945 *	\$ 805,945 *	
OTHER REVENUE						
290.01	REV APP PR YR-OTHER REVENUE	\$ 527	\$ 1,174	\$	\$	
291.02	SALE OF FIXED ASSETS-EQUIPMENT		50			
292.01	OTHER SALES-PERSONAL PROPERTY	4				
293.05	OTHER-RECOVERED EXPENDITURES	30,359	1,641	7,500	7,500	
293.06	OTHER-CONFISCATIONS	1,097	2,145	2,000	2,000	
293.20	OTHER-MISCELLANEOUS	752	400	300	300	
	TOTAL OTHER REVENUE	\$ 32,739 *	\$ 5,410 *	\$ 9,800 *	\$ 9,800 *	
	TOTAL BUDGET UNIT 3000	\$ 1,080,665 *	\$ 965,948 *	\$ 913,885 *	\$ 913,885 *	

COUNTY OF SAN DIEGO FINAL BUDGET
1973-1974
ANALYSIS OF REVENUE BY BUDGET UNIT
SOURCE AND FUND
SCHEDULE 4A

REVENUE ACCOUNT	BUDGET UNIT - REVENUE SOURCE	ACTUAL REVENUES 1971-1972	ACTUAL REVENUES 1972-1973	DEPARTMENTS ESTIMATES 1973-1974	AUDITOR ESTIMATES 1973-1974	FUND - GENERAL UNLESS OTHERWISE INDICATED
LAW AND JUSTICE AGENCY - CONTINUED						
3010 SHERIFF, CIVIL BAILIFF						
CHARGES FOR CURRENT SERVICES						
271.01	CIVIL PROCESS SERVICES	\$ 130,546	\$ 131,727	\$ 125,000	\$ 125,000	
272.05	COURT FEES & COSTS-NOTARY PUBLIC FEES	474	957	675	675	
275.01	LAW ENFORC SERV-TRANSPORT OF PRISONERS			7,000	7,000	
275.02	LAW ENFORC SERV-OTHER GOVERN AGENCIES		14,911	16,267	16,267	
TOTAL CHARGES FOR CURRENT SERVICES		\$ 131,020 *	\$ 147,595 *	\$ 148,942 *	\$ 148,942 *	
TOTAL BUDGET UNIT 3010		\$ 131,020 *	\$ 147,595 *	\$ 148,942 *	\$ 148,942 *	
3120 SAN DIEGO COUNTY MARSHAL						
CHARGES FOR CURRENT SERVICES						
271.01	CIVIL PROCESS SERVICES	\$ 184,291	\$ 192,348	\$ 190,000	\$ 190,000	
275.01	LAW ENFORC SERV-TRANSPORT OF PRISONERS	300	300	225	225	
287.07	OTHER-FEES FOR SERV AS WITNESS OR JUROR		18			
TOTAL CHARGES FOR CURRENT SERVICES		\$ 184,591 *	\$ 192,666 *	\$ 190,225 *	\$ 190,225 *	
OTHER REVENUE						
291.02	SALE OF FIXED ASSETS-EQUIPMENT	\$ 20	\$ 20	\$	\$	
293.05	OTHER-RECOVERED EXPENDITURES	190				
TOTAL OTHER REVENUE		\$ 210 *	\$ 20 *	\$ *	\$ *	
TOTAL BUDGET UNIT 3120		\$ 184,801 *	\$ 192,686 *	\$ 190,225 *	\$ 190,225 *	
3200 SHERIFF, COUNTY JAIL						
CHARGES FOR CURRENT SERVICES						
283.04	INSTITUTIONAL CARE & SERV-FED & CITY PRI	\$ 795,143	\$ 620,999	\$ 609,550	\$ 609,550	
TOTAL CHARGES FOR CURRENT SERVICES		\$ 795,143 *	\$ 620,999 *	\$ 609,550 *	\$ 609,550 *	

COUNTY OF SAN DIEGO FINAL BUDGET
1973-1974
ANALYSIS OF REVENUE BY BUDGET UNIT
SOURCE AND FUND
SCHEDULE 4A

REVENUE ACCOUNT	BUDGET UNIT - REVENUE SOURCE	ACTUAL REVENUES 1971-1972	ACTUAL REVENUES 1972-1973	DEPARTMENTS ESTIMATES 1973-1974	AUDITOR ESTIMATES 1973-1974	FUND - GENERAL UNLESS OTHERWISE INDICATED
LAW AND JUSTICE AGENCY - CONTINUED						
3200 SHERIFF, COUNTY JAIL - CONTINUED						
OTHER REVENUE						
290.01	REV APP PR YR-OTHER REVENUE	\$	\$ 268	\$	\$	
291.02	SALE OF FIXED ASSETS-EQUIPMENT		10			
293.05	OTHER-RECOVERED EXPENDITURES		32,888	31,325	31,325	
	TOTAL OTHER REVENUE	\$ *	\$ 33,166 *	\$ 31,325 *	\$ 31,325 *	
	TOTAL BUDGET UNIT 3200	\$ 795,143 *	\$ 654,165 *	\$ 640,875 *	\$ 640,875 *	
4610 CORONER						
CHARGES FOR CURRENT SERVICES						
273.01	ESTATE FEES	\$ 3,785	\$ 5,123	\$ 6,000	\$ 6,000	
287.06	OTHER-CORONER SERVICES	112,433	114,085	113,000	113,000	
287.07	OTHER-FEES FOR SERV AS WITNESS OR JUROR	68	128	200	200	
	TOTAL CHARGES FOR CURRENT SERVICES	\$ 116,286 *	\$ 119,336 *	\$ 119,200 *	\$ 119,200 *	
OTHER REVENUE						
291.02	SALE OF FIXED ASSETS-EQUIPMENT	\$ 1,850	\$	\$	\$	
293.01	OTHER-DECEDENT'S PROPERTY FOUND ON BODY		50	50	50	
293.20	OTHER-MISCELLANEOUS	683	647	725	725	
	TOTAL OTHER REVENUE	\$ 2,533 *	\$ 697 *	\$ 775 *	\$ 775 *	
	TOTAL BUDGET UNIT 4610	\$ 118,819 *	\$ 120,033 *	\$ 119,975 *	\$ 119,975 *	
	TOTAL LAW AND JUSTICE AGENCY	\$ 13,937,702 *	\$ 13,814,443 *	\$ 11,913,116 *	\$ 12,337,555 *	
HUMAN RESOURCES AGENCY						
0260 HUMAN RESOURCES AGENCY						
AID FROM OTHER GOVERNMENTAL AGENCIES						
258.18	FED-OTHER-MANAGEMENT PLANNING	\$	\$	\$ 145,746	\$ 145,746	
	TOTAL AID FROM OTHER GOVERNMENTAL AGENCIES	\$ *	\$ *	\$ 145,746 *	\$ 145,746 *	

COUNTY OF SAN DIEGO FINAL BUDGET
 1973-1974
 ANALYSIS OF REVENUE BY BUDGET UNIT
 SOURCE AND FUND
 SCHEDULE 4A

REVENUE ACCOUNT	BUDGET UNIT - REVENUE SOURCE	ACTUAL REVENUES 1971-1972	ACTUAL REVENUES 1972-1973	DEPARTMENTS ESTIMATES 1973-1974	AUDITOR ESTIMATES 1973-1974	FUND - GENERAL UNLESS OTHERWISE INDICATED
HUMAN RESOURCES AGENCY - CONTINUED						
0260 HUMAN RESOURCES AGENCY - CONTINUED						
CHARGES FOR CURRENT SERVICES						
287.05	OTHER-SERVICES TO OTHER GOVERN AGENCIES	\$ 5,015	\$	\$	\$	
287.07	OTHER-FEES FOR SERV AS WITNESS OR JUROR			95		
TOTAL CHARGES FOR CURRENT SERVICES		\$ 5,015 *	\$ 95 *	\$ *	\$ *	*
TOTAL BUDGET UNIT 0260		\$ 5,015 *	\$ 95 *	\$ 145,746 *	\$ 145,746 *	*
3300 SAN DIEGO COUNTY PROBATION DEPT-ADULT INSTITUTIONS						
AID FROM OTHER GOVERNMENTAL AGENCIES						
242.03	STATE AID CORRECTIONS-FORESTRY SERVICES	\$ 12,027	\$ 28,021	\$ 50,000	\$ 50,000	
246.10	STATE-- OTHER-OTHER STATE GRANTS	19,704	25,632	74,964	74,964	
TOTAL AID FROM OTHER GOVERNMENTAL AGENCIES		\$ 31,731 *	\$ 53,653 *	\$ 124,964 *	\$ 124,964 *	*
CHARGES FOR CURRENT SERVICES						
275.02	LAW ENFORC SERV-OTHER GOVERN AGENCIES	\$ 6,984	\$ 17,632	\$ 75,000	\$ 75,000	
283.05	INSTITUTIONAL CARE & SERV-COUNTY	55,408	48,582	49,400	49,400	
287.01	OTHER-SERVICES TO EMPLOYEES AND OTHERS	368				
287.07	OTHER-FEES FOR SERV AS WITNESS OR JUROR	15	130			
287.11	OTHER-SERVICES FOR FIRE FIGHTERS	915	1,976			
TOTAL CHARGES FOR CURRENT SERVICES		\$ 63,690 *	\$ 68,320 *	\$ 124,400 *	\$ 124,400 *	*
OTHER REVENUE						
290.01	REV APP PR YR-OTHER REVENUE	\$ 4,500	\$	\$	\$	
292.03	OTHER SALES-PERSONAL PROPERTY-TAXABLE	10	175			
293.05	OTHER-RECOVERED EXPENDITURES	376	1,987			
293.07	OTHER-FORFEITED INMATES' WAGES	3,500	3,076			
TOTAL OTHER REVENUE		\$ 8,386 *	\$ 5,238 *	\$ *	\$ *	*
TOTAL BUDGET UNIT 3300		\$ 103,807 *	\$ 127,211 *	\$ 249,364 *	\$ 249,364 *	*

COUNTY OF SAN DIEGO FINAL BUDGET
1973-1974
ANALYSIS OF REVENUE BY BUDGET UNIT
SOURCE AND FUND
SCHEDULE 4A

REVENUE ACCOUNT	BUDGET UNIT - REVENUE SOURCE	ACTUAL REVENUES 1971-1972	ACTUAL REVENUES 1972-1973	DEPARTMENTS ESTIMATES 1973-1974	AUDITOR ESTIMATES 1973-1974	FUND - GENERAL UNLESS OTHERWISE INDICATED
HUMAN RESOURCES AGENCY - CONTINUED						
3400 PROBATION DEPARTMENT, RANCHO DEL CAMPO						
AID FROM OTHER GOVERNMENTAL AGENCIES						
242.01	STATE AID CORRECTIONS-OPER OF JUVENIL FA	\$ 91,421	\$ 102,821	\$ 108,300	\$ 159,981	
246.06	STATE - OTHER-SCHOOL MILK PROGRAM	1,511	2,013	1,900	1,900	
TOTAL AID FROM OTHER GOVERNMENTAL AGENCIES		\$ 92,932 *	\$ 104,834 *	\$ 110,200 *	\$ 161,881 *	
CHARGES FOR CURRENT SERVICES						
287.01	OTHER-SERVICES TO EMPLOYEES AND OTHERS	\$ 57	\$ 39	\$	\$	
287.08	OTHER-EMPLOYEE MAINTENANCE	3,115	4,726	4,000	4,000	
TOTAL CHARGES FOR CURRENT SERVICES		\$ 3,172 *	\$ 4,765 *	\$ 4,000 *	\$ 4,000 *	
OTHER REVENUE						
290.06	REV APP PR YR-AID FR OTHER GOV AGEN-ST	\$ 10-	\$	\$	\$	
291.02	SALE OF FIXED ASSETS-EQUIPMENT	75				
293.05	OTHER-RECOVERED EXPENDITURES	420	420	420	420	
TOTAL OTHER REVENUE		\$ 485 *	\$ 420 *	\$ 420 *	\$ 420 *	
TOTAL BUDGET UNIT 3400		\$ 96,589 *	\$ 110,019 *	\$ 114,620 *	\$ 166,301 *	
3410 PROBATION DEPARTMENT, JUVENILE HALL						
AID FROM OTHER GOVERNMENTAL AGENCIES						
246.06	STATE - OTHER-SCHOOL MILK PROGRAM	\$ 4,482	\$ 4,169	\$ 3,554	\$ 3,554	
TOTAL AID FROM OTHER GOVERNMENTAL AGENCIES		\$ 4,482 *	\$ 4,169 *	\$ 3,554 *	\$ 3,554 *	
CHARGES FOR CURRENT SERVICES						
283.08	INSTITUTIONAL CARE & SERV-FEDERAL WARDS	\$ 59,167	\$ 127,040	\$ 100,000	\$ 100,000	
287.01	OTHER-SERVICES TO EMPLOYEES AND OTHERS	70	21			
TOTAL CHARGES FOR CURRENT SERVICES		\$ 59,237 *	\$ 127,061 *	\$ 100,000 *	\$ 100,000 *	

COUNTY OF SAN DIEGO FINAL BUDGET
1973-1974
ANALYSIS OF REVENUE BY BUDGET UNIT
SOURCE AND FUND
SCHEDULE 4A

REVENUE ACCOUNT	BUDGET UNIT - REVENUE SOURCE	ACTUAL REVENUES 1971-1972	ACTUAL REVENUES 1972-1973	DEPARTMENTS ESTIMATES 1973-1974	AUDITOR ESTIMATES 1973-1974	FUND - GENERAL UNLESS OTHERWISE INDICATED
HUMAN RESOURCES AGENCY - CONTINUED						
3410 PROBATION DEPARTMENT, JUVENILE HALL - CONTINUED						
OTHER REVENUE						
290.06	REV APP PR YR-AID FR OTHER GOV AGEN-ST	\$ 49	\$	\$	\$	
TOTAL OTHER REVENUE		\$ 49 *	\$ *	\$ *	\$ *	*
TOTAL BUDGET UNIT 3410		\$ 63,768 *	\$ 131,230 *	\$ 103,554 *	\$ 103,554 *	
3420 PROBATION OFFICER, LAS COLINAS						
AID FROM OTHER GOVERNMENTAL AGENCIES						
242.01	STATE AID-CORRECTIONS-OPER OF JUVENIL FA	\$ 53,094	\$ 55,685	\$ 53,580	\$ 53,580	
TOTAL AID FROM OTHER GOVERNMENTAL AGENCIES		\$ 53,094 *	\$ 55,685 *	\$ 53,580 *	\$ 53,580 *	*
CHARGES FOR CURRENT SERVICES						
287.01	OTHER-SERVICES TO EMPLOYEES AND OTHERS	\$ 1,179	\$ 856	\$ 800	\$ 800	
TOTAL CHARGES FOR CURRENT SERVICES		\$ 1,179 *	\$ 856 *	\$ 800 *	\$ 800 *	*
TOTAL BUDGET UNIT 3420		\$ 54,273 *	\$ 56,541 *	\$ 54,380 *	\$ 54,380 *	
3430 PROBATION OFFICER						
FINES, FORFEITS AND PENALTIES						
216.02	VEHICLE CODE FINES - PENALTY ASSESSMENTS	\$ 2,695	\$ 2,342	\$ 1,600	\$ 1,600	
217.03	OTHER-COURT FINES - GENERAL	330,790	373,821	335,000	335,000	
218.03	FORFEITURES & PENALTIES-JUVENILE TRAFFIC	82,436	75,663	73,000	73,000	
218.10	FORFEITURES & PENALTIES-OTHER	25,344	14,235	15,000	15,000	
TOTAL FINES, FORFEITS AND PENALTIES		\$ 441,265 *	\$ 466,061 *	\$ 424,600 *	\$ 424,600 *	*
AID FROM OTHER GOVERNMENTAL AGENCIES						
242.01	STATE AID CORRECTIONS-OPER OF JUVENIL FA	\$ 14,938	\$	\$	\$	

COUNTY OF SAN DIEGO FINAL BUDGET
1973-1974
ANALYSIS OF REVENUE BY BUDGET UNIT
SOURCE AND FUND
SCHEDULE 4A

REVENUE ACCOUNT	BUDGET UNIT - REVENUE SOURCE	ACTUAL REVENUES 1971-1972	ACTUAL REVENUES 1972-1973	DEPARTMENTS ESTIMATES 1973-1974	AUDITOR ESTIMATES 1973-1974	FUND - GENERAL UNLESS OTHERWISE INDICATED
HUMAN RESOURCES AGENCY - CONTINUED						
3430 PROBATION OFFICER - CONTINUED						
AID FROM OTHER GOVERNMENTAL AGENCIES - CONTINUED						
242.02	STATE AID CORRECTIONS-YOUTH SERV BUREAU	99,062	99,778			
242.11	OTHER STATE GRANTS			15,150	15,150	
246.10	STATE - OTHER-OTHER STATE GRANTS		12,965			
246.12	STATE - OTHER-DRUG EDUCATION	83,163	120			
246.14	STATE - OTHER-DELINQUENCY SEMINAR	73,007	12,021			
246.15	STATE - OTHER-MODEL PROBATION LAB		32,060			
246.19	STATE-OTHER-TRAFFIC SAFETY PROJECT DWI	36,369	178,467	36,241	36,241	
TOTAL AID FROM OTHER GOVERNMENTAL AGENCIES		\$ 306,539 *	\$ 335,411 *	\$ 51,391 *	\$ 51,391 *	
CHARGES FOR CURRENT SERVICES						
272.10	COURT FEES & COSTS-OTHER	\$ 16,712	\$ 21,660	\$ 25,500	\$ 25,500	
283.03	INSTITUTIONAL CARE & SERV-TRANSPORTATION	2,873	2,317	2,000	2,000	
283.05	INSTITUTIONAL CARE & SERV-COUNTY	8,755	9,191	9,300	9,300	
283.06	INSTITUTIONAL CARE & SERV-STATE	2,169	1,846	400	400	
283.07	INSTITUTIONAL CARE & SERV-PRIVATE	77,459	69,813	83,500	83,500	
287.07	OTHER-FEES FOR SERV AS WITNESS OR JUROR	658	866			
287.20	OTHER-MISCELLANEOUS	906	925			
TOTAL CHARGES FOR CURRENT SERVICES		\$ 109,532 *	\$ 106,618 *	\$ 120,700 *	\$ 120,700 *	
OTHER REVENUE						
290.04	REV APP PR YR-FINES, FORFEITURES & PEN	\$ 393	\$ 247	\$	\$	
290.06	REV APP PR YR-AID FR OTHER GOV AGEN-ST	10,792				
290.08	REV APP PR YR-CHARGES FOR CURRENT SERV	6,809	21,564	40,000	40,000	
291.02	SALE OF FIXED ASSETS-EQUIPMENT	838	935	300	300	
TOTAL OTHER REVENUE		\$ 18,832 *	\$ 22,746 *	\$ 40,300 *	\$ 40,300 *	
TOTAL BUDGET UNIT 3430		\$ 876,168 *	\$ 930,836 *	\$ 636,991 *	\$ 636,991 *	
3440 PROBATION OFFICER, SPECIAL SUPERVISION						
AID FROM OTHER GOVERNMENTAL AGENCIES						
246.11	STATE - OTHER-PROBATION SERVICES	\$ 1,305,194	\$ 1,375,257	\$ 2,282,626	\$ 2,282,626	
TOTAL AID FROM OTHER GOVERNMENTAL AGENCIES		\$ 1,305,194 *	\$ 1,375,257 *	\$ 2,282,626 *	\$ 2,282,626 *	
TOTAL BUDGET UNIT 3440		\$ 1,305,194 *	\$ 1,375,257 *	\$ 2,282,626 *	\$ 2,282,626 *	

COUNTY OF SAN DIEGO FINAL BUDGET
1973-1974
ANALYSIS OF REVENUE BY BUDGET UNIT
SOURCE AND FUND
SCHEDULE 4A

REVENUE ACCOUNT	BUDGET UNIT - REVENUE SOURCE	ACTUAL REVENUES 1971-1972	ACTUAL REVENUES 1972-1973	DEPARTMENTS ESTIMATES 1973-1974	AUDITOR ESTIMATES 1973-1974	FUND - GENERAL UNLESS OTHERWISE INDICATED
HUMAN RESOURCES AGENCY - CONTINUED						
3480 PROBATION DEPARTMENT, HILLCREST						
AID FROM OTHER GOVERNMENTAL AGENCIES						
246.06	STATE - OTHER-SCHOOL MILK PROGRAM	\$ 1,610	\$ 1,754	\$ 1,700	\$ 1,700	
TOTAL AID FROM OTHER GOVERNMENTAL AGENCIES		\$ 1,610 *	\$ 1,754 *	\$ 1,700 *	\$ 1,700 *	
CHARGES FOR CURRENT SERVICES						
287.01	OTHER-SERVICES TO EMPLOYEES AND OTHERS	\$ 132	\$ 49	\$ 75	\$ 75	
TOTAL CHARGES FOR CURRENT SERVICES		\$ 132 *	\$ 49 *	\$ 75 *	\$ 75 *	
OTHER REVENUE						
290.06	REV APP PR YR-AID FR OTHER GOV AGEN-ST	\$ 5	\$	\$	\$	
TOTAL OTHER REVENUE		\$ 5 *	\$ *	\$ *	\$ *	
TOTAL BUDGET UNIT 3480		\$ 1,747 *	\$ 1,803 *	\$ 1,775 *	\$ 1,775 *	
3700 HUMAN RELATIONS COMMISSION						
OTHER REVENUE						
293.05	OTHER-RECOVERED EXPENDITURES	\$	\$	\$	\$ 119,102	
TOTAL OTHER REVENUE		\$ *	\$ *	\$ *	\$ 119,102 *	
TOTAL BUDGET UNIT 3700		\$ *	\$ *	\$ *	\$ 119,102 *	
3800 OFFICE OF SENIOR CITIZENS AFFAIRS						
AID FROM OTHER GOVERNMENTAL AGENCIES						
246.10	STATE - OTHER-OTHER STATE GRANTS	\$ 14,375	\$ 26,588	\$ 36,895	\$ 36,895	
TOTAL AID FROM OTHER GOVERNMENTAL AGENCIES		\$ 14,375 *	\$ 26,588 *	\$ 36,895 *	\$ 36,895 *	
TOTAL BUDGET UNIT 3800		\$ 14,375 *	\$ 26,588 *	\$ 36,895 *	\$ 36,895 *	

COUNTY OF SAN DIEGO FINAL BUDGET
1973-1974
ANALYSIS OF REVENUE BY BUDGET UNIT
SOURCE AND FUND
SCHEDULE 4A

REVENUE ACCOUNT	BUDGET UNIT - REVENUE SOURCE	ACTUAL REVENUES 1971-1972	ACTUAL REVENUES 1972-1973	DEPARTMENTS ESTIMATES 1973-1974	AUDITOR ESTIMATES 1973-1974	FUND - GENERAL UNLESS OTHERWISE INDICATED
HUMAN RESOURCES AGENCY - CONTINUED						
5500 DEPARTMENT OF PUBLIC WELFARE						
USE OF MONEY AND PROPERTY						
220.20	RENTS AND CONCESSIONS - MISC OTHER RENT	\$ 55	\$ 123	\$	\$	
TOTAL	USE OF MONEY AND PROPERTY	\$ 55 *	\$ 123 *	\$	\$	*
AID FROM OTHER GOVERNMENTAL AGENCIES						
228.01	STATE-WELFARE ADM-BRDG HOMES-LICENSING	\$ 53,682	\$ 94,583	\$ 75,000	\$ 75,000	
228.08	STATE-WELFARE ADM-W.I.N.	37,168	5,196	10,000	10,000	
228.09	STATE-WELFARE ADM-SUPPORT ENFORCEMENT IN	131,586	382,916	550,000	550,000	
228.11	STATE-WELFARE ADM-ADULT HOMEMAKER	467,803	711,210	1,106,602	1,089,800	
228.15	STATE-WELFARE ADM-OLD AGE SECURITY		779,739	666,196	361,340	
228.17	STATE-WELFARE ADM-FAM DEPEND CHILD		1,587,695	1,600,296	1,740,593	
228.18	STATE-WELFARE ADM-DISABLED		2,386,842	1,426,175	1,294,479	
229.01	STATE AID FOR AGED - OLD AGE SECURITY	8,553,544	9,320,406	5,464,780	4,579,500	
230.01	STATE AID FOR BLIND-OTHER	578,400	794,639	480,290	411,822	
230.02	STATE AID FOR BLIND-AID FOR POT SELF-SUP	65,088	82,967			
231.01	STATE AID FOR CHILDREN-FAM DEPEND CHILD	16,831,285	16,147,736	17,376,540	16,924,420	
231.02	STATE AID FOR CHILDREN-BOARD HME & INST	939,331	1,060,127	1,070,870	1,070,870	
231.03	STATE AID FOR CHILDREN-ADOPTIONS	30,240	62,218			
233.01	STATE AID FOR DISABLED	6,047,226	4,192,846	2,532,650	2,282,009	
233.02	STATE AID FOR SPECIAL SHELTER	1,445	28,433			
247.01	FED WELFARE ADM-OLD AGE SECURITY	4,847,479	6,480,279	6,239,748	6,536,406	
247.03	FED WELFARE ADM-AID TO FAM WITHDEP CHILD	8,808,898	9,746,080	8,042,307	10,262,070	
247.05	FED WELFARE ADM-MEDICAL ASSISTANCE	1,989,183	1,409,606	4,778,890	3,843,436	
247.06	FED WELFARE ADM-CHILD WELFARE SERVICES	31,622	79,894	40,000	40,000	
247.08	FED WELFARE ADM-PRE-SCHOOL EDUCATION	3,400				
247.09	FED WELFARE ADM-PUBLIC SERVICES CAREER	5,151				
247.10	FED WELFARE ADM-CHILD CARE MODEL CITIES	1,161	16,176			
248.01	FEDERAL AID FOR AGED - OLD AGE SECURITY	9,977,936	9,314,928	5,464,780	4,579,500	
249.01	FEDERAL AID FOR BLIND	771,241	793,380	480,290	411,822	
250.01	FED AID FOR CHILD-FAM DEP CHILD-FAM GRP	23,145,679	22,637,187	23,996,280	23,326,280	
250.02	FED AID FOR CHILD-FAM DEP CHILD-BRD HOME	770,230	677,204	700,500	700,500	
251.01	FEDERAL AID FOR DISABLED	7,071,453	8,226,710	5,065,300	4,564,018	

COUNTY OF SAN DIEGO FINAL BUDGET
1973-1974
ANALYSIS OF REVENUE BY BUDGET UNIT
SOURCE AND FUND
SCHEDULE 4A

REVENUE ACCOUNT	BUDGET UNIT - REVENUE SOURCE	ACTUAL REVENUES 1971-1972	ACTUAL REVENUES 1972-1973	DEPARTMENTS ESTIMATES 1973-1974	AUDITOR ESTIMATES 1973-1974	FUND - GENERAL UNLESS OTHERWISE INDICATED
HUMAN RESOURCES AGENCY - CONTINUED						
5500 DEPARTMENT OF PUBLIC WELFARE - CONTINUED						
AID FROM OTHER GOVERNMENTAL AGENCIES - CONTINUED						
251.02	FEDERAL AID FOR SPECIAL SHELTER	1,597	41,243			
258.02	FED-OTHER-CUBAN REFUGEES	109,836	122,106	120,000	120,000	
258.08	FED-OTHER-COMMODITY DISTRIBUTION	134,800	242,635	100,000	100,000	
258.09	FED-OTHER-MODEL CITIES	15,458				
258.10	FED-OTHER-OTHER FEDERAL GRANTS	816	1,664			
TOTAL AID FROM OTHER GOVERNMENTAL AGENCIES		\$ 91,422,738 *	\$ 97,426,645 *	\$ 87,387,494 *	\$ 84,873,865 *	
CHARGES FOR CURRENT SERVICES						
287.07	OTHER-FEES FOR SERV AS WITNESS OR JUROR	\$ 4,100	\$ 5,680	\$	\$	
TOTAL CHARGES FOR CURRENT SERVICES		\$ 4,100 *	\$ 5,680 *	\$ *	\$ *	\$ *
OTHER REVENUE						
290.01	REV APP PR YR-OTHER REVENUE	\$	\$ 113	\$	\$	
290.06	REV APP PR YR-AID FR OTHER GOV AGEN-ST	25,382	136,901			
290.07	REV APP PR YR-AID FR OTHER GOV AGEN-FED	20,537	78,587			
291.02	SALE OF FIXED ASSETS-EQUIPMENT	37	895			
293.05	OTHER-RECOVERED EXPENDITURES	101,942	93,464	100,000	100,000	
TOTAL OTHER REVENUE		\$ 106,824 *	\$ 152,560 *	\$ 100,000 *	\$ 100,000 *	
TOTAL BUDGET UNIT 5500		\$ 91,533,717 *	\$ 97,585,008 *	\$ 87,487,494 *	\$ 84,973,865 *	
5509 DEPARTMENT OF PUBLIC WELFARE - ADOPTIONS						
AID FROM OTHER GOVERNMENTAL AGENCIES						
228.03	STATE-WELFARE ADM-ADOPTION SERVICES	\$ 1,138,905	\$ 1,058,963	\$ 1,792,485	\$ 1,752,485	
228.13	STATE-WELFARE ADM-ADOPTIONS MATERNITY CR			15,000	15,000	
TOTAL AID FROM OTHER GOVERNMENTAL AGENCIES		\$ 1,138,905 *	\$ 1,058,963 *	\$ 1,807,485 *	\$ 1,767,485 *	
CHARGES FOR CURRENT SERVICES						
281.01	ADOPTION FEES-PENDING ADOPTION	\$ 82,415	\$ 58,825	\$ 37,000	\$ 37,000	
TOTAL CHARGES FOR CURRENT SERVICES		\$ 82,415 *	\$ 58,825 *	\$ 37,000 *	\$ 37,000 *	
TOTAL BUDGET UNIT 5509		\$ 1,221,320 *	\$ 1,117,788 *	\$ 1,844,485 *	\$ 1,804,485 *	

COUNTY OF SAN DIEGO FINAL BUDGET
1973-1974
ANALYSIS OF REVENUE BY BUDGET UNIT
SOURCE AND FUND
SCHEDULE 4A

REVENUE ACCOUNT	BUDGET UNIT - REVENUE SOURCE	ACTUAL REVENUES 1971-1972	ACTUAL REVENUES 1972-1973	DEPARTMENTS ESTIMATES 1973-1974	AUDITOR ESTIMATES 1973-1974	FUND - GENERAL UNLESS OTHERWISE INDICATED
HUMAN RESOURCES AGENCY - CONTINUED						
5513 DEPARTMENT OF PUBLIC WELFARE-MODEL CITIES CHILD CARE PROJECT						
AID FROM OTHER GOVERNMENTAL AGENCIES						
258.09	FED-OTHER-MODEL CITIES	\$	\$	\$ 481,608	\$ 478,508	
TOTAL AID FROM OTHER GOVERNMENTAL AGENCIES		\$ *	\$ *	\$ 481,608 *	\$ 478,508 *	
TOTAL BUDGET UNIT 5513		\$ *	\$ *	\$ 481,608 *	\$ 478,508 *	
5515 DEPARTMENT OF PUBLIC WELFARE STATE CHILD CARE PROJECT						
AID FROM OTHER GOVERNMENTAL AGENCIES						
228.19	STATE-WELFARE ADM-CHILD CARE PROJECT	\$	\$	\$ 557,685	\$ 557,685	
247.11	FED WELFARE ADM-CHILD CARE PROJECT			125,479	125,479	
TOTAL AID FROM OTHER GOVERNMENTAL AGENCIES		\$ *	\$ *	\$ 683,164 *	\$ 683,164 *	
TOTAL BUDGET UNIT 5515		\$ *	\$ *	\$ 683,164 *	\$ 683,164 *	
6800 VETERANS SERVICE OFFICER						
AID FROM OTHER GOVERNMENTAL AGENCIES						
245.01	STATE AID FOR VETERANS' AFFAIRS	\$ 24,914	\$ 26,487	\$ 30,000	\$ 30,000	
TOTAL AID FROM OTHER GOVERNMENTAL AGENCIES		\$ 24,914 *	\$ 26,487 *	\$ 30,000 *	\$ 30,000 *	
TOTAL BUDGET UNIT 6800		\$ 24,914 *	\$ 26,487 *	\$ 30,000 *	\$ 30,000 *	
6900 PUBLIC EMPLOYMENT PROGRAM TITLE V						
AID FROM OTHER GOVERNMENTAL AGENCIES						
258.11	FED-OTHER-EMERGENCY EMPLOYMENT ACT	\$ 74,134	\$ 106,429	\$ 60,000	\$ 37,000	
TOTAL AID FROM OTHER GOVERNMENTAL AGENCIES		\$ 74,134 *	\$ 106,429 *	\$ 60,000 *	\$ 37,000 *	
TOTAL BUDGET UNIT 6900		\$ 74,134 *	\$ 106,429 *	\$ 60,000 *	\$ 37,000 *	

COUNTY OF SAN DIEGO FINAL BUDGET
 1973-1974
 ANALYSIS OF REVENUE BY BUDGET UNIT
 SOURCE AND FUND
 SCHEDULE 4A

REVENUE ACCOUNT	BUDGET UNIT - REVENUE SOURCE	ACTUAL REVENUES 1971-1972	ACTUAL REVENUES 1972-1973	DEPARTMENTS ESTIMATES 1973-1974	AUDITOR ESTIMATES 1973-1974	FUND - GENERAL UNLESS OTHERWISE INDICATED
HUMAN RESOURCES AGENCY - CONTINUED						
6910 PUBLIC EMPLOYMENT TITLE VI						
AID FROM OTHER GOVERNMENTAL AGENCIES						
258.11	FED-OTHER-EMERGENCY EMPLOYMENT ACT	\$	\$ 5,466	\$	\$	
TOTAL	AID FROM OTHER GOVERNMENTAL AGENCIES	\$ *	\$ 5,466 *	\$	\$ *	*
TOTAL	BUDGET UNIT 6910	\$ *	\$ 5,466 *	\$	\$ *	*
TOTAL	HUMAN RESOURCES AGENCY	\$ 95,375,021 *	\$ 101,600,758 *	\$ 94,212,702 *	\$ 91,803,756 *	

PUBLIC WORKS AGENCY

1200 PUBLIC WORKS AGENCY
USE OF MONEY AND PROPERTY

220.02	RENTS AND CONCESSIONS - CTY-UNIV HOSP	\$ 1,800	\$	\$	\$	
220.04	RENTS AND CONCESSIONS - AIRPORTS	187,615	199,658			
220.05	RENTS AND CONCESSIONS - RANCHO DEL CAMPO	1,915				
220.10	RENTS AND CONCESSIONS - GERIATRIC HOSP	685				
220.12	RENTS AND CONCESSIONS - OPERATIONS CENTR	50				
220.13	RENTS AND CONCESSIONS - DEPT EDUC CENTER	123,036				
220.19	RENTS AND CONCESSIONS - MISC LAND & BLDG	42,571				
220.20	RENTS AND CONCESSIONS - MISC OTHER RENT	135				
TOTAL	USE OF MONEY AND PROPERTY	\$ 357,807 *	\$ 199,658 *	\$	\$ *	*
AID FROM OTHER GOVERNMENTAL AGENCIES						
241.04	STATE AID CONSTRUCTION-RECREATION AREAS	\$ 252,308	\$	\$	\$	

COUNTY OF SAN DIEGO FINAL BUDGET
1973-1974
ANALYSIS OF REVENUE BY BUDGET UNIT
SOURCE AND FUND
SCHEDULE 4A

REVENUE ACCOUNT	BUDGET UNIT - REVENUE SOURCE	ACTUAL REVENUES 1971-1972	ACTUAL REVENUES 1972-1973	DEPARTMENTS ESTIMATES 1973-1974	AUDITOR ESTIMATES 1973-1974	FUND - GENERAL UNLESS OTHERWISE INDICATED
PUBLIC WORKS AGENCY - CONTINUED						
1200 PUBLIC WORKS AGENCY - CONTINUED						
AID FROM OTHER GOVERNMENTAL AGENCIES - CONTINUED						
253.04	FED AID FOR CONSTR - RECREATION AREAS	143,158				
TOTAL	AID FROM OTHER GOVERNMENTAL AGENCIES	\$ 395,466 *	\$ *	\$ *	\$ *	*
CHARGES FOR CURRENT SERVICES						
262.01	ACCT & AUDIT FEES-OTHER GOV AGENCIES	\$ 15,190	\$ 18,880	\$	\$	
263.01	COMMUNICATION SERV-OTHER GOV AGENCIES	1,155				
287.07	OTHER-FEES FOR SERV AS WITNESS OR JUROR	370	395			
TOTAL	CHARGES FOR CURRENT SERVICES	\$ 16,715 *	\$ 19,275 *	\$ *	\$ *	*
OTHER REVENUE						
290.01	REV APP PR YR-OTHER REVENUE	\$ 121	\$ 389	\$	\$	
290.03	REV APP PR YR-LICENSES & PERMITS	2,425				
290.05	REV APP PR YR-FROM USE OF MONEY & PROP	3,568-				
290.07	REV APP PR YR-AID FR OTHER GOV AGEN-FED		16,621-			
290.08	REV APP PR YR-CHARGES FOR CURRENT SERV	56-				
291.01	SALE OF FIXED ASSETS-LAND, STRUCT & IMP	40,174				
291.02	SALE OF FIXED ASSETS-EQUIPMENT	35				
293.03	OTHER-NOTES RECEIVABLE COLLECTIONS	41,714	1,171-			
293.04	OTHER-AIRPORTS	12,974	12,883			
293.05	OTHER-RECOVERED EXPENDITURES	207	608			
293.20	OTHER-MISCELLANEOUS	5,474	6,208			
TOTAL	OTHER REVENUE	\$ 99,500 *	\$ 2,296 *	\$ *	\$ *	*
TOTAL	BUDGET UNIT 1200	\$ 869,488 *	\$ 221,229 *	\$ *	\$ *	*
1250 PUBLIC WORKS AGENCY, FACILITIES DEVELOPMENT						
USE OF MONEY AND PROPERTY						
220.01	RENTS AND CONCESSIONS - ADMIN CENTER	\$	\$ 7,633	\$ 6,100	\$ 6,100	
220.02	RENTS AND CONCESSIONS - CTY-UNIV HOSP		1,800			

COUNTY OF SAN DIEGO FINAL BUDGET
1973-1974
ANALYSIS OF REVENUE BY BUDGET UNIT
SOURCE AND FUND
SCHEDULE 4A

REVENUE ACCOUNT	BUDGET UNIT - REVENUE SOURCE	ACTUAL REVENUES 1971-1972	ACTUAL REVENUES 1972-1973	DEPARTMENTS ESTIMATES 1973-1974	AUDITOR ESTIMATES 1973-1974	FUND - GENERAL UNLESS OTHERWISE INDICATED
PUBLIC WORKS AGENCY - CONTINUED						
1250 PUBLIC WORKS AGENCY, FACILITIES DEVELOPMENT - CONTINUED						
USE OF MONEY AND PROPERTY - CONTINUED						
220.05	RENTS AND CONCESSIONS - RANCHO DEL CAMPO		10,190	7,500	7,500	
220.09	RENTS AND CONCESSIONS - COM CENTER BLDGS		1,400			
220.10	RENTS AND CONCESSIONS - GERIATRIC HOSP		250			
220.12	RENTS AND CONCESSIONS - OPERATIONS CENTR		290	250	250	
220.13	RENTS AND CONCESSIONS - DEPT EDUC CENTER		129,102	137,424	137,424	
220.19	RENTS AND CONCESSIONS - MISC LAND & BLDG		218,015	155,000	155,000	
220.20	RENTS AND CONCESSIONS - MISC OTHER RENT		4,754			
TOTAL USE OF MONEY AND PROPERTY		\$	* \$ 373,434 *	\$ 306,274 *	\$ 306,274 *	
AID FROM OTHER GOVERNMENTAL AGENCIES						
241.04	STATE AID CONSTRUCTION-RECREATION AREAS	\$	\$ 706,048	\$ 425,000	\$ 1,228,210	
241.10	STATE AID CONSTRUCTION-OTHER		8,603			
246.10	STATE - OTHER-OTHER-STATE GRANTS			123,235	123,235	
253.03	FED AID FOR CONSTR - AIRPORTS			553,500	2,461,703	
253.04	FED AID FOR CONSTR - RECREATION AREAS		440,123		1,260,885	
260.01	OTHER GOVERNMENTAL AGENCIES				462,000	
260.02	OTHER GOVT. AGENCIES-CSA-S PARKS		14,315	300,000	3,375	
TOTAL AID FROM OTHER GOVERNMENTAL AGENCIES		\$	* \$ 1,169,089 *	\$ 1,401,735 *	\$ 5,539,408 *	
CHARGES FOR CURRENT SERVICES						
287.08	OTHER-EMPLOYEE MAINTENANCE	\$	\$	\$ 750	\$ 750	
TOTAL CHARGES FOR CURRENT SERVICES		\$	* \$	* \$ 750 *	* \$ 750 *	
OTHER REVENUE						
291.01	SALE OF FIXED ASSETS-LAND, STRUCT & IMP	\$	\$ 51,657	\$ 22,600	\$ 22,600	
293.03	OTHER-NOTES RECEIVABLE COLLECTIONS		65,241	29,000	29,000	
293.05	OTHER-RECOVERED EXPENDITURES		113			
293.08	OTHER-COLLECTION OF INSURANCE CLAIMS		323			
293.20	OTHER-MISCELLANEOUS			2,000	77,000	
TOTAL OTHER REVENUE		\$	* \$ 117,334 *	\$ 53,600 *	\$ 128,600 *	
TOTAL BUDGET UNIT 1250		\$	* \$ 1,659,857 *	\$ 1,762,359 *	\$ 5,975,032 *	

COUNTY OF SAN DIEGO FINAL BUDGET
1973-1974
ANALYSIS OF REVENUE BY BUDGET UNIT
SOURCE AND FUND
SCHEDULE 4A

REVENUE ACCOUNT	BUDGET UNIT - REVENUE SOURCE	ACTUAL REVENUES 1971-1972	ACTUAL REVENUES 1972-1973	DEPARTMENTS ESTIMATES 1973-1974	AUDITOR ESTIMATES 1973-1974	FUND - GENERAL UNLESS OTHERWISE INDICATED
PUBLIC WORKS AGENCY - CONTINUED						
1260 PUBLIC WORKS AGENCY LOCAL PARK DEVELOPMENT						
LICENSES AND PERMITS						
215.05	PARK LANDS DEDICATION	\$	\$ 590,615	\$ 850,000	\$ 650,000	PARK LANDS DEDICATION
TOTAL LICENSES AND PERMITS		\$	* \$ 590,615 *	* \$ 850,000 *	* \$ 650,000 *	
USE OF MONEY AND PROPERTY						
219.01	INTEREST - DEPOSITS AND INVESTMENTS	\$	\$ 7,303	\$	\$	PARK LANDS DEDICATION
TOTAL USE OF MONEY AND PROPERTY		\$	* \$ 7,303 *	* \$	* \$	*
TOTAL BUDGET UNIT 1260		\$	* \$ 597,918 *	* \$ 850,000 *	* \$ 650,000 *	
1300 DEPARTMENT OF GENERAL SERVICES						
USE OF MONEY AND PROPERTY						
220.01	RENTS AND CONCESSIONS - ADMIN CENTER	\$ 5,797	\$	\$	\$	
220.04	RENTS AND CONCESSIONS - AIRPORTS			\$ 203,786	\$ 203,786	
220.05	RENTS AND CONCESSIONS - RANCHO DEL CAMPO	8,334				
220.12	RENTS AND CONCESSIONS - OPERATIONS CENTR	240				
220.20	RENTS AND CONCESSIONS - MISC OTHER RENT	7,175	4,612	4,022	4,022	
TOTAL USE OF MONEY AND PROPERTY		\$ 21,546 *	* \$ 4,612 *	* \$ 207,808 *	* \$ 207,808 *	
AID FROM OTHER GOVERNMENTAL AGENCIES						
253.03	FED AID FOR CONSTR - AIRPORTS	\$	\$ 62,476	\$	\$	
253.10	FED AID FOR CONSTR - OTHER		382,530			
258.10	FED-OTHER-OTHER FEDERAL GRANTS	200,000				
TOTAL AID FROM OTHER GOVERNMENTAL AGENCIES		\$ 200,000 *	* \$ 445,006 *	* \$	* \$	*
CHARGES FOR CURRENT SERVICES						
263.01	COMMUNICATION SERV-OTHER GOV AGENCIES	\$ 16,999	\$ 15,777	\$ 10,180	\$ 10,180	
268.05	PLAN & ENGIN SERV-OTHER GOVERN AGENCIES	73,200	520			
287.05	OTHER-SERVICES TO OTHER GOVERN AGENCIES	11,949	3,001	12,270	12,270	

COUNTY OF SAN DIEGO FINAL BUDGET
1973-1974
ANALYSIS OF REVENUE BY BUDGET UNIT
SOURCE AND FUND
SCHEDULE 4A

REVENUE ACCOUNT	BUDGET UNIT - REVENUE SOURCE	ACTUAL REVENUES 1971-1972	ACTUAL REVENUES 1972-1973	DEPARTMENTS ESTIMATES 1973-1974	AUDITOR ESTIMATES 1973-1974	FUND - GENERAL UNLESS OTHERWISE INDICATED
PUBLIC WORKS AGENCY - CONTINUED						
1300 DEPARTMENT OF GENERAL SERVICES - CONTINUED						
CHARGES FOR CURRENT SERVICES - CONTINUED						
287.07	OTHER-FEES FOR SERV AS WITNESS OR JUROR	440	712			
287.08	OTHER-EMPLOYEE MAINTENANCE	931	549			
287.12	OTHER-EMPLOYEE PARKING FEES	3,848	5,187			
287.20	OTHER-MISCELLANEOUS			3,000	3,000	
TOTAL CHARGES FOR CURRENT SERVICES		\$ 107,367 *	\$ 25,746 *	\$ 25,450 *	\$ 25,450 *	
OTHER REVENUE						
290.01	REV APP PR YR-OTHER REVENUE	2,706	1,139			
290.08	REV APP PR YR-CHARGES FOR CURRENT SERV	1,896	121			
291.02	SALE OF FIXED ASSETS-EQUIPMENT	16,049	944			
292.01	OTHER SALES-PERSONAL PROPERTY	22	40			
292.03	OTHER SALES-PERSONAL PROPERTY-TAXABLE	1,723	1,100	4,800	4,800	
293.04	OTHER-AIRPORTS			7,000	7,000	
293.05	OTHER-RECOVERED EXPENDITURES	3,765	1,572	2,400	2,400	
293.08	OTHER-COLLECTION OF INSURANCE CLAIMS	345	518			
293.20	OTHER-MISCELLANEOUS	2,791	3,352	3,000	3,000	
TOTAL OTHER REVENUE		\$ 29,297 *	\$ 8,786 *	\$ 17,200 *	\$ 17,200 *	
TOTAL BUDGET UNIT 1300		\$ 358,210 *	\$ 484,150 *	\$ 250,458 *	\$ 250,458 *	
1900 DEPARTMENT OF THE COUNTY ENGINEER, ENGINEERING DIVISION						
LICENSES AND PERMITS						
212.07	CONSTRUCTION PERMITS-GRADING	32,713	28,330	60,103	70,103	
TOTAL LICENSES AND PERMITS		\$ 32,713 *	\$ 28,330 *	\$ 60,103 *	\$ 70,103 *	
AID FROM OTHER GOVERNMENTAL AGENCIES						
254.02	FED AID FOR DISASTER-MAJOR FIRES HUD	17,095				
TOTAL AID FROM OTHER GOVERNMENTAL AGENCIES		\$ 17,095 *				
CHARGES FOR CURRENT SERVICES						
268.01	PLAN & ENGIN SERV-SERV TO PROP OWNERS	21,999	30,349	97,283	97,283	

COUNTY OF SAN DIEGO FINAL BUDGET
1973-1974
ANALYSIS OF REVENUE BY BUDGET UNIT
SOURCE AND FUND
SCHEDULE 4A

REVENUE ACCOUNT	BUDGET UNIT - REVENUE SOURCE	ACTUAL REVENUES 1971-1972	ACTUAL REVENUES 1972-1973	DEPARTMENTS ESTIMATES 1973-1974	AUDITOR ESTIMATES 1973-1974	FUND - GENERAL UNLESS OTHERWISE INDICATED
PUBLIC WORKS AGENCY - CONTINUED						
1900 DEPARTMENT OF THE COUNTY ENGINEER, ENGINEERING DIVISION - CONTINUED						
CHARGES FOR CURRENT SERVICES - CONTINUED						
268.02	PLAN & ENGIN SERV-PLAN PREP & SUP CONST	13,748	22,313	75,000	75,000	
268.03	PLAN & ENGIN SERV-IMP PLAN CHK & FLD INS	325,989	569,248	855,624	855,624	
268.04	PLAN & ENGIN SERV-REL FEE-AIR SURVEY MAP	15,000	12,010	6,000	6,000	
268.05	PLAN & ENGIN SERV-OTHER GOVERN AGENCIES			58,500	33,500	
TOTAL CHARGES FOR CURRENT SERVICES		\$ 376,736 *	\$ 633,920 *	\$ 1,092,407 *	\$ 1,067,407 *	
OTHER REVENUE						
290.01	REV APP PR YR-OTHER REVENUE	\$ 107	\$ 374-	\$	\$	
290.03	REV APP PR YR-LICENSES & PERMITS	76-	115-			
290.05	REV APP PR YR-FROM USE OF MONEY & PROP	159				
290.08	REV APP PR YR-CHARGES FOR CURRENT SERV	5,490	31,195			
293.05	OTHER-RECOVERED EXPENDITURES				178,860	
293.20	OTHER-MISCELLANEOUS	35,367	46,512	60,710	60,710	
TOTAL OTHER REVENUE		\$ 41,047 *	\$ 77,218 *	\$ 60,710 *	\$ 239,570 *	
TOTAL BUDGET UNIT 1900		\$ 467,591 *	\$ 739,468 *	\$ 1,213,220 *	\$ 1,377,080 *	
4250 DEPARTMENT OF BUILDING INSPECTION						
LICENSES AND PERMITS						
211.05	BUSINESS LICENSES-JUNKYARD	\$ 3,000	\$ 2,200	\$ 2,800	\$ 2,800	
212.02	CONSTRUCTION PERMITS-BUILDING	734,807	915,130	970,500	970,500	
212.03	CONSTRUCTION PERMITS-ELECTRICAL	196,471	275,349	307,200	307,200	
212.04	CONSTRUCTION PERMITS-PLUMBING	214,735	298,433	287,900	287,900	
212.06	CONSTRUCTION PERMITS-DRIVEWAY	8,995	7,280	9,500	9,500	
212.07	CONSTRUCTION PERMITS-GRADING	31,618	25,761	30,000	30,000	
212.08	CONSTRUCTION PERMITS-MOBILE HOME PARKS	114,920	80,022	113,500	113,500	
TOTAL LICENSES AND PERMITS		\$ 1,304,546 *	\$ 1,604,175 *	\$ 1,721,400 *	\$ 1,721,400 *	
CHARGES FOR CURRENT SERVICES						
268.01	PLAN & ENGIN SERV-SERV TO PROP OWNERS	\$ 406,088	\$ 474,520	\$ 474,600	\$ 474,600	

COUNTY OF SAN DIEGO FINAL BUDGET
1973-1974
ANALYSIS OF REVENUE BY BUDGET UNIT
SOURCE AND FUND
SCHEDULE 4A

REVENUE ACCOUNT	BUDGET UNIT - REVENUE SOURCE	ACTUAL REVENUES 1971-1972	ACTUAL REVENUES 1972-1973	DEPARTMENTS ESTIMATES 1973-1974	AUDITOR ESTIMATES 1973-1974	FUND - GENERAL UNLESS OTHERWISE INDICATED
PUBLIC WORKS AGENCY - CONTINUED						
4250 DEPARTMENT OF BUILDING INSPECTION - CONTINUED						
CHARGES FOR CURRENT SERVICES - CONTINUED						
287.07	OTHER-FEES FOR SERV AS WITNESS OR JUROR	265	291			
TOTAL CHARGES FOR CURRENT SERVICES		\$ 406,353 *	\$ 474,811 *	\$ 474,600 *	\$ 474,600 *	
OTHER REVENUE						
291.02	SALE OF FIXED ASSETS-EQUIPMENT	\$ 50		\$	\$	
292.03	OTHER SALES-PERSONAL PROPERTY-TAXABLE	5,061	7,456	4,000	4,000	
TOTAL OTHER REVENUE		\$ 5,111 *	\$ 7,456 *	\$ 4,000 *	\$ 4,000 *	
TOTAL BUDGET UNIT 4250		\$ 1,716,010 *	\$ 2,086,442 *	\$ 2,200,000 *	\$ 2,200,000 *	
5050 DEPARTMENT OF THE COUNTY ENGINEER						
LICENSES AND PERMITS						
213.01	ROAD PRIVIL & PERMITS-ENCRDACH & MOVING	\$ 44,993	\$ 50,511	\$ 51,000	\$ 51,000	ROAD
TOTAL LICENSES AND PERMITS		\$ 44,993 *	\$ 50,511 *	\$ 51,000 *	\$ 51,000 *	
USE OF MONEY AND PROPERTY						
219.01	INTEREST - DEPOSITS AND INVESTMENTS	\$ 261,829	\$ 300,488	\$ 220,000	\$ 220,000	ROAD
220.19	RENTS AND CONCESSIONS - MISC LAND & BLDG	16,161	42,655	9,000	9,000	ROAD
TOTAL USE OF MONEY AND PROPERTY		\$ 277,990 *	\$ 343,143 *	\$ 229,000 *	\$ 229,000 *	
AID FROM OTHER GOVERNMENTAL AGENCIES						
224.01	STATE-HIGHWAY USERS TAX-NOT SEC 186.1	\$ 9,913,593	\$ 10,207,896	\$ 10,830,000	\$ 10,080,000	ROAD
224.02	STATE-HIGHWAY USERS TAXES-SEC 186.1	1,622,504	1,646,001	1,824,000	1,824,000	ROAD
241.01	STATE AID CONSTRUCTION-RAILROAD CROSSING			110,000	110,000	ROAD
241.05	STATE AID CONSTRUCTION-HIGHWAYS		1,282			ROAD
241.10	STATE AID CONSTRUCTION-OTHER	15,533				ROAD
241.11	STATE AID FOR CONSTR-SECONDARY SYSTEM		61,363	200,000	200,000	ROAD

COUNTY OF SAN DIEGO FINAL BUDGET
1973-1974
ANALYSIS OF REVENUE BY BUDGET UNIT
SOURCE AND FUND
SCHEDULE 4A

REVENUE ACCOUNT	BUDGET UNIT - REVENUE SOURCE	ACTUAL REVENUES 1971-1972	ACTUAL REVENUES 1972-1973	DEPARTMENTS ESTIMATES 1973-1974	AUDITOR ESTIMATES 1973-1974	FUND - GENERAL UNLESS OTHERWISE INDICATED
PUBLIC WORKS AGENCY - CONTINUED						
5050 DEPARTMENT OF THE COUNTY ENGINEER - CONTINUED						
AID FROM OTHER GOVERNMENTAL AGENCIES - CONTINUED						
246.10	STATE - OTHER-OTHER STATE GRANTS	12,900				ROAD
253.06	FED AID FOR CONSTR-TOPICS	52,327	149,607	388,000	388,000	ROAD
253.11	FED AID FOR CONSTR-SECONDARY SYSTEM		154,323	530,000	530,000	ROAD
255.01	FEDERAL FOREST RESERVE REVENUE	10,989	14,079	12,000	12,000	ROAD
258.10	FED-OTHER-OTHER FEDERAL GRANTS	2,303				ROAD
TOTAL AID FROM OTHER GOVERNMENTAL AGENCIES		\$ 11,630,149 *	\$ 12,234,551 *	\$ 13,894,000 *	\$ 13,144,000 *	
CHARGES FOR CURRENT SERVICES						
277.01	ROAD AND STREET SERVICES	\$ 35,947	\$ 61,115	\$ 20,000	\$ 20,000	ROAD
287.05	OTHER-SERVICES TO OTHER GOVERN AGENCIES	2,055	503			ROAD
287.07	OTHER-FEES FOR SERV AS WITNESS OR JUROR	1,407	1,917			ROAD
287.08	OTHER-EMPLOYEE MAINTENANCE	16,379	13,454	15,000	15,000	ROAD
TOTAL CHARGES FOR CURRENT SERVICES		\$ 55,788 *	\$ 76,989 *	\$ 35,000 *	\$ 35,000 *	
OTHER REVENUE						
290.01	REV APP PR YR-OTHER REVENUE	\$ 2,958	\$ 3,453	\$	\$	ROAD
290.05	REV APP PR YR-FROM USE OF MONEY & PROP	5,697-	38,531			ROAD
290.06	REV APP PR YR-AID FR OTHER GOV AGEN-ST	1,465-				ROAD
290.08	REV APP PR YR-CHARGES FOR CURRENT SERV		138			ROAD
291.01	SALE OF FIXED ASSETS-LAND, STRUCT & IMP	111,389	228,888	145,000	145,000	ROAD
291.02	SALE OF FIXED ASSETS-EQUIPMENT	35	67			ROAD
292.01	OTHER SALES-PERSONAL PROPERTY		51			ROAD
292.03	OTHER SALES-PERSONAL PROPERTY-TAXABLE	8,635	7,810	10,000	10,000	ROAD
293.05	OTHER-RECOVERED EXPENDITURES	12,955	8,600	50,000	50,000	ROAD
293.08	OTHER-COLLECTION OF INSURANCE CLAIMS		951			ROAD
293.10	OTHER-VOIDED AND CANCELLED WARRANTS	81	763			ROAD
293.13	OTHER-INTEREST ON NOTES RECEIVALBE	6,094	4,381	5,000	5,000	ROAD
293.20	OTHER-MISCELLANEOUS	3,715		10,447	19,875	ROAD
TOTAL OTHER REVENUE		\$ 138,700 *	\$ 293,633 *	\$ 220,447 *	\$ 229,875 *	
TOTAL BUDGET UNIT 5050		\$ 12,147,620 *	\$ 12,998,827 *	\$ 14,429,447 *	\$ 13,688,875 *	
5480 DEPARTMENT OF SANITATION & FLOOD CONTROL						
LICENSES AND PERMITS						
211.06	BUSINESS LICENSES-GARBAGE AND RUBBISH	\$ 14,925	\$ 13,381	\$ 15,000	\$ 15,000	

COUNTY OF SAN DIEGO FINAL BUDGET
1973-1974
ANALYSIS OF REVENUE BY BUDGET UNIT
SOURCE AND FUND
SCHEDULE 4A

REVENUE ACCOUNT	BUDGET UNIT - REVENUE SOURCE	ACTUAL REVENUES 1971-1972	ACTUAL REVENUES 1972-1973	DEPARTMENTS ESTIMATES 1973-1974	AUDITOR ESTIMATES 1973-1974	FUND - GENERAL UNLESS OTHERWISE INDICATED
PUBLIC WORKS AGENCY - CONTINUED						
5480 DEPARTMENT OF SANITATION & FLOOD CONTROL - CONTINUED						
LICENSES AND PERMITS - CONTINUED						
215.10	OTHER LICENSES AND PERMITS - MISC	365	298			
	TOTAL LICENSES AND PERMITS	\$ 15,290 *	\$ 13,679 *	\$ 15,000 *	\$ 15,000 *	
USE OF MONEY AND PROPERTY						
219.01	INTEREST - DEPOSITS AND INVESTMENTS	\$ 4,425	\$	\$	\$	
	TOTAL USE OF MONEY AND PROPERTY	\$ 4,425 *	\$ *	\$ *	\$ *	\$ *
AID FROM OTHER GOVERNMENTAL AGENCIES						
241.10	STATE AID CONSTRUCTION-OTHER	\$ 2,073,220	\$ 1,091,122	\$	\$	
246.30	STATE-OTHER-ABANDONED VEHICLES				85,725	
253.10	FED AID FOR CONSTR - OTHER			1,655,652	1,655,652	
	TOTAL AID FROM OTHER GOVERNMENTAL AGENCIES	\$ 2,073,220 *	\$ 1,091,122 *	\$ 1,655,652 *	\$ 1,741,377 *	
CHARGES FOR CURRENT SERVICES						
262.01	ACCT. & AUDIT FEES-OTHER GOV. AGENCIES	\$ 4,000	\$ 4,000	\$	\$	
268.01	PLAN & ENGIN SERV-SERV TO PROP OWNERS	8,397	28,955	15,000	15,000	
268.02	PLAN & ENGIN SERV-PLAN PREP & SUP CONST	108,798	92,538	1,405,000	1,405,000	
280.01	SANITATION SERV-SERV TO PROPERTY OWNERS	296,256	291,562	388,900	311,900	
280.03	SANITATION SERV-OTHER GOVERN AGENCIES	1,371,904	1,614,128	1,789,000	1,789,000	
280.04	SANITATION SERV-SAN LANDFILL REFUSE DISP	973,024	1,142,407	1,140,000	1,140,000	
280.06	SANITATION SERV-CONNECT FEES		1,975			
287.07	OTHER FEES FOR SERV AS WITNESS OR JUROR	100	748			
287.20	OTHER-MISCELLANEOUS	168				
	TOTAL CHARGES FOR CURRENT SERVICES	\$ 2,762,647 *	\$ 3,176,313 *	\$ 4,737,900 *	\$ 4,660,900 *	
OTHER REVENUE						
290.01	REV APP PR YR-OTHER REVENUE	\$ 1,918-	\$	\$	\$	
290.08	REV APP PR YR-CHARGES FOR CURRENT SERV	53,132-	17,175-			
292.01	OTHER SALES-PERSONAL PROPERTY		30			
292.03	OTHER SALES-PERSONAL PROPERTY-TAXABLE	220	841			

COUNTY OF SAN DIEGO FINAL BUDGET
1973-1974
ANALYSIS OF REVENUE BY BUDGET UNIT
SOURCE AND FUND
SCHEDULE 4A

REVENUE ACCOUNT	BUDGET UNIT - REVENUE SOURCE	ACTUAL REVENUES 1971-1972	ACTUAL REVENUES 1972-1973	DEPARTMENTS ESTIMATES 1973-1974	AUDITOR ESTIMATES 1973-1974	FUND - GENERAL UNLESS OTHERWISE INDICATED
PUBLIC WORKS AGENCY - CONTINUED						
5480 DEPARTMENT OF SANITATION & FLOOD CONTROL - CONTINUED						
OTHER REVENUE - CONTINUED						
292.10	OTHER SALES-MISCELLANEOUS	6				
293.08	OTHER-COLLECTION OF INSURANCE CLAIMS		284			
293.09	OTHER-TRANSFERS FROM OTHER FUNDS		648-			
293.20	OTHER-MISCELLANEOUS	241	501			
TOTAL OTHER REVENUE		\$ 54,583-*	\$ 16,167-*	\$ *	\$ *	*
TOTAL BUDGET UNIT 5480		\$ 4,800,999 *	\$ 4,264,947 *	\$ 6,408,552 *	\$ 6,417,277 *	
5490 DEPT. OF SANITATION & FLOOD CONTROL - BRIDGE CONSTRUCTION						
AID FROM OTHER GOVERNMENTAL AGENCIES						
241.10	STATE AID CONSTRUCTION-OTHER	\$	\$	\$ 900,000	\$ 900,000	
TOTAL AID FROM OTHER GOVERNMENTAL AGENCIES		\$ *	\$ *	\$ 900,000 *	\$ 900,000 *	
TOTAL BUDGET UNIT 5490		\$ *	\$ *	\$ 900,000 *	\$ 900,000 *	
8050 PUBLIC WORKS AGENCY, SPECIAL AVIATION FUND						
AID FROM OTHER GOVERNMENTAL AGENCIES						
223.01	STATE-AID FOR AVIATION	\$ 39,718	\$ 25,000	\$ 178,818	\$ 179,242	SPECIAL AVIATION
TOTAL AID FROM OTHER GOVERNMENTAL AGENCIES		\$ 39,718 *	\$ 25,000 *	\$ 178,818 *	\$ 179,242 *	
TOTAL BUDGET UNIT 8050		\$ 39,718 *	\$ 25,000 *	\$ 178,818 *	\$ 179,242 *	
TOTAL PUBLIC WORKS AGENCY		\$ 20,399,636 *	\$ 23,077,838 *	\$ 28,192,854 *	\$ 31,637,964 *	
ENVIRONMENTAL DEVELOPMENT AGENCY						
0270 EDA-OFFICE OF THE ADMINISTRATOR						
AID FROM OTHER GOVERNMENTAL AGENCIES						
258.17	FED-OTHER-ENVIRONMENTAL PROTECTION	\$ 18,459	\$ 429,335	\$	\$	
TOTAL AID FROM OTHER GOVERNMENTAL AGENCIES		\$ 18,459 *	\$ 429,335 *	\$ *	\$ *	*

COUNTY OF SAN DIEGO FINAL BUDGET
1973-1974
ANALYSIS OF REVENUE BY BUDGET UNIT
SOURCE AND FUND
SCHEDULE 4A

REVENUE ACCOUNT	BUDGET UNIT	REVENUE SOURCE	ACTUAL REVENUES 1971-1972	ACTUAL REVENUES 1972-1973	DEPARTMENTS ESTIMATES 1973-1974	AUDITOR ESTIMATES 1973-1974	FUND - GENERAL UNLESS OTHERWISE INDICATED
ENVIRONMENTAL DEVELOPMENT AGENCY - CONTINUED							
0270 EDA-OFFICE OF THE ADMINISTRATOR - CONTINUED							
CHARGES FOR CURRENT SERVICES							
268.08		ENVIRONMENTAL IMPACT STUDIES & REPORTS	\$	\$ 8,410	\$	\$	
287.05		OTHER-SERVICES TO OTHER GOVERN AGENCIES	3,500	3,282			
287.07		OTHER-FEES FOR SERV AS WITNESS OR JUROR		95			
TOTAL CHARGES FOR CURRENT SERVICES			\$ 3,500 *	\$ 11,787 *	\$ *	\$ *	*
OTHER REVENUE							
290.06		REV APP PR YR-AID FR OTHER GOV AGEN-ST	\$	\$ 17,092	\$	\$	
293.22		OTHER-CONTRIBUTIONS FORD FOUNDATION	422,571	233,418			
293.23		OTHER-CONTRIB-NATIONAL SCIENCE FOUNDATIO		118,308	40,000	40,000	
TOTAL OTHER REVENUE			\$ 422,571 *	\$ 368,818 *	\$ 40,000 *	\$ 40,000 *	
TOTAL BUDGET UNIT 0270			\$ 444,530 *	\$ 809,940 *	\$ 40,000 *	\$ 40,000 *	
0271 OFFICE OF ENVIRONMENTAL MANAGEMENT							
LICENSES AND PERMITS							
215.10		OTHER LICENSES AND PERMITS - MISC	\$	\$	\$ 266,850	\$	
TOTAL LICENSES AND PERMITS			\$ *	\$ *	\$ 266,850 *	\$ *	*
CHARGES FOR CURRENT SERVICES							
268.08		ENVIRONMENTAL IMPACT STUDIES & REPORTS	\$	\$	\$	\$ 266,850	
TOTAL CHARGES FOR CURRENT SERVICES			\$ *	\$ *	\$ *	\$ 266,850 *	
OTHER REVENUE							
293.22		OTHER-CONTRIBUTIONS FORD FOUNDATION	\$	\$	\$	\$ 35,000	
TOTAL OTHER REVENUE			\$ *	\$ *	\$ *	\$ 35,000 *	
TOTAL BUDGET UNIT 0271			\$ *	\$ *	\$ 266,850 *	\$ 301,850 *	

COUNTY OF SAN DIEGO FINAL BUDGET
1973-1974
ANALYSIS OF REVENUE BY BUDGET UNIT
SOURCE AND FUND
SCHEDULE 4A

REVENUE ACCOUNT	BUDGET UNIT - REVENUE SOURCE	ACTUAL REVENUES 1971-1972	ACTUAL REVENUES 1972-1973	DEPARTMENTS ESTIMATES 1973-1974	AUDITOR ESTIMATES 1973-1974	FUND - GENERAL UNLESS OTHERWISE INDICATED
ENVIRONMENTAL DEVELOPMENT AGENCY - CONTINUED						
0275 OFFICE OF REGIONAL TRANSPORTATION AND LAND USE						
AID FROM OTHER GOVERNMENTAL AGENCIES						
258.10	FED-OTHER-OTHER FEDERAL GRANTS	\$	\$ 4,677	\$	\$	
TOTAL AID FROM OTHER GOVERNMENTAL AGENCIES		\$ *	\$ 4,677 *	\$ *	\$ *	*
TOTAL BUDGET UNIT 0275		\$ *	\$ 4,677 *	\$ *	\$ *	*
4460 LOCAL AGENCY FORMATION COMMISSION						
CHARGES FOR CURRENT SERVICES						
268.01	PLAN & ENGIN SERV-SERV TO PROP OWNERS	\$	\$	\$ 25,000	\$ 25,000	
TOTAL CHARGES FOR CURRENT SERVICES		\$ *	\$ *	\$ 25,000 *	\$ 25,000 *	*
TOTAL BUDGET UNIT 4460		\$ *	\$ *	\$ 25,000 *	\$ 25,000 *	*
4900 PLANNING DEPARTMENT						
LICENSES AND PERMITS						
214.01	ZONING PERMITS - VARIANCES AND REZONES	\$ 142,410	\$ 113,893	\$ 549,014	\$ 549,014	
215.10	OTHER LICENSES AND PERMITS - MISC	220	246	250	250	
TOTAL LICENSES AND PERMITS		\$ 142,630 *	\$ 114,139 *	\$ 549,264 *	\$ 549,264 *	*
AID FROM OTHER GOVERNMENTAL AGENCIES						
246.10	STATE - OTHER-OTHER STATE GRANTS	\$ 7,904	\$ 2,995-	\$	\$	
258.10	FED-OTHER-OTHER FEDERAL GRANTS	587,313	35,554			
260.01	OTHER GOVERNMENTAL AGENCIES		4,400			
TOTAL AID FROM OTHER GOVERNMENTAL AGENCIES		\$ 595,217 *	\$ 36,959 *	\$ *	\$ *	*
CHARGES FOR CURRENT SERVICES						
268.01	PLAN & ENGIN SERV-SERV TO PROP OWNERS	\$ 36,655	\$ 18,665	\$ 23,000	\$ 23,000	
268.05	PLAN & ENGIN SERV-OTHER GOVERN AGENCIES	16,679	14,551	10,000	10,000	

COUNTY OF SAN DIEGO FINAL BUDGET
1973-1974
ANALYSIS OF REVENUE BY BUDGET UNIT
SOURCE AND FUND
SCHEDULE 4A

REVENUE ACCOUNT	BUDGET UNIT - REVENUE SOURCE	ACTUAL REVENUES 1971-1972	ACTUAL REVENUES 1972-1973	DEPARTMENTS ESTIMATES 1973-1974	AUDITOR ESTIMATES 1973-1974	FUND - GENERAL UNLESS OTHERWISE INDICATED
ENVIRONMENTAL DEVELOPMENT AGENCY - CONTINUED						
4900 PLANNING DEPARTMENT - CONTINUED						
CHARGES FOR CURRENT SERVICES - CONTINUED						
287.02	OTHER-COPY DUPLICATE FILE DOCUMENTS	48,709	48,919	46,000	46,000	
287.07	OTHER-FEES FOR SERV AS WITNESS OR JUROR	298	245			
TOTAL CHARGES FOR CURRENT SERVICES		\$ 102,341 *	\$ 82,380 *	\$ 79,000 *	\$ 79,000 *	
OTHER REVENUE						
290.01	REV APP PR YR-OTHER REVENUE	\$ 38,800-	\$	\$	\$	
290.06	REV APP PR YR-AID FR OTHER GOV AGEN-ST		839-			
290.07	REV APP PR YR-AID FR OTHER GOV AGEN-FED		1,239-			
291.02	SALE OF FIXED ASSETS-EQUIPMENT	146				
292.03	OTHER SALES-PERSONAL PROPERTY-TAXABLE	4,412	5,933	3,500	3,500	
TOTAL OTHER REVENUE		\$ 34,242**	\$ 3,855 *	\$ 3,500 *	\$ 3,500 *	
TOTAL BUDGET UNIT 4900		\$ 805,946 *	\$ 237,333 *	\$ 631,764 *	\$ 631,764 *	
TOTAL ENVIRONMENTAL DEVELOPMENT AGENCY		\$ 1,250,476 *	\$ 1,051,950 *	\$ 963,614 *	\$ 998,614 *	
HEALTH CARE AGENCY						
0285 HEALTH CARE AGENCY						
AID FROM OTHER GOVERNMENTAL AGENCIES						
246.22	STATE-OTHER-ALCOHOL FORMULA	\$	\$	\$ 457,174	\$ 95,850	
246.29	STATE-OTHER-NARCOTIC & DRUG ABUSE				340,000	
252.02	FEDERAL-HEALTH ADM-NIMH HEROIN STAFF GRA				21,324	
258.13	FED-OTHER-EMERGENCY MEDICAL CARE		243,593			
TOTAL AID FROM OTHER GOVERNMENTAL AGENCIES		\$ *	\$ 243,593 *	\$ 457,174 *	\$ 457,174 *	

COUNTY OF SAN DIEGO FINAL BUDGET
1973-1974
ANALYSIS OF REVENUE BY BUDGET UNIT
SOURCE AND FUND
SCHEDULE 4A

REVENUE ACCOUNT	BUDGET UNIT - REVENUE SOURCE	ACTUAL REVENUES 1971-1972	ACTUAL REVENUES 1972-1973	DEPARTMENTS ESTIMATES 1973-1974	AUDITOR ESTIMATES 1973-1974	FUND - GENERAL UNLESS OTHERWISE INDICATED
HEALTH CARE AGENCY - CONTINUED						
0285 HEALTH CARE AGENCY - CONTINUED						
OTHER REVENUE						
292.03	OTHER SALES-PERSONAL PROPERTY-TAXABLE	\$	\$	\$	\$	
293.05	OTHER-RECOVERED EXPENDITURES	\$ 63	\$ 5	\$	\$	
	TOTAL OTHER REVENUE	\$ 63 *	\$ 5 *	\$ *	\$ *	*
	TOTAL BUDGET UNIT 0285	\$ 63 *	\$ 243,598 *	\$ 457,174 *	\$ 457,174 *	
0287 HEALTH CARE AGENCY-SPECIAL PROGRAM, EMERGENCY MEDICAL SERVICES						
AID FROM OTHER GOVERNMENTAL AGENCIES						
258.13	FED-OTHER-EMERGENCY MEDICAL CARE	\$	\$	\$ 242,771	\$ 242,771	
	TOTAL AID FROM OTHER GOVERNMENTAL AGENCIES	\$ *	\$ *	\$ 242,771 *	\$ 242,771 *	
	TOTAL BUDGET UNIT 0287	\$ *	\$ *	\$ 242,771 *	\$ 242,771 *	
0288 HEALTH CARE AGENCY-DRUG EDUCATION FOR YOU (DEFY)						
AID FROM OTHER GOVERNMENTAL AGENCIES						
246.10	STATE - OTHER-OTHER STATE GRANTS	\$ 37,754	\$ 71,323	\$	\$	
	TOTAL AID FROM OTHER GOVERNMENTAL AGENCIES	\$ 37,754 *	\$ 71,323 *	\$ *	\$ *	*
CHARGES FOR CURRENT SERVICES						
278.01	HEALTH FEES-OTHER GOVERNMENTAL AGENCIES	\$	\$	\$ 44,682	\$ 44,682	
	TOTAL CHARGES FOR CURRENT SERVICES	\$ *	\$ *	\$ 44,682 *	\$ 44,682 *	
	TOTAL BUDGET UNIT 0288	\$ 37,754 *	\$ 71,323 *	\$ 44,682 *	\$ 44,682 *	
5100 DEPARTMENT OF PUBLIC HEALTH, ADMINISTRATION						
LICENSES AND PERMITS						
211.10	BUSINESS LICENSES-OTHER	\$ 199,958	\$ 225,537	\$ 235,000	\$ 235,000	

COUNTY OF SAN DIEGO FINAL BUDGET
1973-1974
ANALYSIS OF REVENUE BY BUDGET UNIT
SOURCE AND FUND
SCHEDULE 4A

REVENUE ACCOUNT	BUDGET UNIT - REVENUE SOURCE	ACTUAL REVENUES 1971-1972	ACTUAL REVENUES 1972-1973	DEPARTMENTS ESTIMATES 1973-1974	AUDITOR ESTIMATES 1973-1974	FUND - GENERAL UNLESS OTHERWISE INDICATED
HEALTH CARE AGENCY - CONTINUED						
5100 DEPARTMENT OF PUBLIC HEALTH, ADMINISTRATION - CONTINUED						
LICENSES AND PERMITS - CONTINUED						
212.01	CONSTRUCTION PERMITS-TEMPORARY OCCUPANCY	4,079	4,241	4,000	4,000	
212.05	CONSTRUCTION PERMITS-SEPTIC TANK	44,594	51,291	44,000	44,000	
TOTAL LICENSES AND PERMITS		\$ 248,631 *	\$ 281,069 *	\$ 283,000 *	\$ 283,000 *	
AID FROM OTHER GOVERNMENTAL AGENCIES						
234.02	STATE-HEALTH-ADM-SPECIAL PUBLIC HEALTH	\$ 307,596	\$ 293,691	\$ 293,691	\$ 324,291	
246.25	STATE-OTHER-FAMILY PLANNING SERVICES		76,249	65,000	65,000	
252.01	FEDERAL-HEALTH-ADM-REIMBURS OF SALARY	164,110	187,873		218,473	
258.03	FED-OTHER-MATERNAL AND CHILD HEALTH	35,865	35,865		40,652	
258.10	FED-OTHER-OTHER FEDERAL GRANTS		7,841			
258.12	FED-OTHER-FAMILY PLANNING	381,633	504,733	407,000	407,000	
258.15	FED-OTHER-GONORRHEA CLINIC		44,059	167,000	167,000	
TOTAL AID FROM OTHER GOVERNMENTAL AGENCIES		\$ 889,204 *	\$ 1,134,629 *	\$ 932,691 *	\$ 1,222,416 *	
CHARGES FOR CURRENT SERVICES						
276.02	RECORDING FEES-COPIES OF VITAL STATIST	\$ 184,647	\$ 200,594	\$ 211,000	\$ 211,000	
278.01	HEALTH FEES-OTHER GOVERNMENTAL AGENCIES	157,524	156,987	158,800	158,800	
278.02	HEALTH FEES-HOME NURSING SERVICES	8,506	4,316			
282.01	CRIPPLED CHILDREN'S SERVICES	564-				
287.07	OTHER-FEES FOR SERV AS WITNESS OR JUROR	21	235			
TOTAL CHARGES FOR CURRENT SERVICES		\$ 350,134 *	\$ 362,132 *	\$ 369,800 *	\$ 369,800 *	
OTHER REVENUE						
290.06	REV APP PR YR-AID FR OTHER GOV AGEN-ST	\$	\$ 3,626	\$	\$	
290.07	REV APP PR YR-AID FR OTHER GOV AGEN-FED		25,546-			
290.08	REV APP PR YR-CHARGES FOR CURRENT SERV	1,661	640			
292.01	OTHER SALES-PERSONAL PROPERTY	1				
292.03	OTHER SALES-PERSONAL PROPERTY-TAXABLE	545	266	300	300	
293.05	OTHER-RECOVERED EXPENDITURES		155			
293.20	OTHER-MISCELLANEDUS	1,359	1,316	400	400	
TOTAL OTHER REVENUE		\$ 3,566 *	\$ 19,543-*	\$ 700 *	\$ 700 *	
TOTAL BUDGET UNIT 5100		\$ 1,491,535 *	\$ 1,758,287 *	\$ 1,586,191 *	\$ 1,875,916 *	

COUNTY OF SAN DIEGO FINAL BUDGET
1973-1974
ANALYSIS OF REVENUE BY BUDGET UNIT
SOURCE AND FUND
SCHEDULE 4A

REVENUE ACCOUNT	BUDGET UNIT - REVENUE SOURCE	ACTUAL REVENUES 1971-1972	ACTUAL REVENUES 1972-1973	DEPARTMENTS ESTIMATES 1973-1974	AUDITOR ESTIMATES 1973-1974	FUND - GENERAL UNLESS OTHERWISE INDICATED
HEALTH CARE AGENCY - CONTINUED						
5110 DEPARTMENT OF PUBLIC HEALTH - ALCOHOLISM DETOXIFICATION						
OTHER REVENUE						
292.03	OTHER SALES-PERSONAL PROPERTY-TAXABLE	\$	\$ 451	\$ 700	\$ 700	
TOTAL OTHER REVENUE		\$ *	\$ 451 *	\$ 700 *	\$ 700 *	
TOTAL BUDGET UNIT 5110		\$ *	\$ 451 *	\$ 700 *	\$ 700 *	
5150 DEPARTMENT OF PUBLIC HEALTH, AIR POLLUTION CONTROL						
LICENSES AND PERMITS						
215.10	OTHER LICENSES AND PERMITS - MISC	\$ 6,105	\$ 29,496	\$ 295,000	\$ 295,000	
TOTAL LICENSES AND PERMITS		\$ 6,105 *	\$ 29,496 *	\$ 295,000 *	\$ 295,000 *	
AID FROM OTHER GOVERNMENTAL AGENCIES						
246.10	STATE - OTHER-OTHER STATE GRANTS	\$ 11,472	\$ 17,944	\$	\$	
246.27	STATE-OTHER-AIR RES. BRD. SUBVENTIONS		304,600	25,000	25,000	
258.10	FED-OTHER-OTHER FEDERAL GRANTS	185,728	432,412	737,012	737,012	
TOTAL AID FROM OTHER GOVERNMENTAL AGENCIES		\$ 197,200 *	\$ 754,956 *	\$ 762,012 *	\$ 762,012 *	
OTHER REVENUE						
290.06	REV APP PR YR-AID FR OTHER GOV AGEN-ST	\$	\$ 941	\$	\$	
290.07	REV APP PR YR-AID FR OTHER GOV AGEN-FED	3,412	30,382			
TOTAL OTHER REVENUE		\$ 3,412 *	\$ 31,323 *	\$ *	\$ *	
TOTAL BUDGET UNIT 5150		\$ 206,717 *	\$ 815,775 *	\$ 1,057,012 *	\$ 1,057,012 *	
5160 DEPARTMENT OF PUBLIC HEALTH, ALCOHOLISM CLINIC						
AID FROM OTHER GOVERNMENTAL AGENCIES						
234.03	STATE-HEALTH-ADM-ALCHOHOLIC REHAB	\$ 244,430	\$ 256,798	\$ 283,167	\$ 283,167	
TOTAL AID FROM OTHER GOVERNMENTAL AGENCIES		\$ 244,430 *	\$ 256,798 *	\$ 283,167 *	\$ 283,167 *	

COUNTY OF SAN DIEGO FINAL BUDGET
1973-1974
ANALYSIS OF REVENUE BY BUDGET UNIT
SOURCE AND FUND
SCHEDULE 4A

REVENUE ACCOUNT.	BUDGET UNIT - REVENUE SOURCE	ACTUAL REVENUES 1971-1972	ACTUAL REVENUES 1972-1973	DEPARTMENTS ESTIMATES 1973-1974	AUDITOR ESTIMATES 1973-1974	FUND - GENERAL UNLESS OTHERWISE INDICATED
HEALTH CARE AGENCY - CONTINUED						
5160 DEPARTMENT OF PUBLIC HEALTH, ALCOHOLISM CLINIC - CONTINUED						
OTHER REVENUE						
290.06	REV APP PR YR-AID FR OTHER GOV AGEN-ST	\$ 2,391	\$ 6,792	\$	\$	
TOTAL OTHER REVENUE		\$ 2,391 *	\$ 6,792 *	\$ *	\$ *	*
TOTAL BUDGET UNIT 5160		\$ 246,821 *	\$ 263,590 *	\$ 283,167 *	\$ 283,167 *	
5170 DEPARTMENT OF PUBLIC HEALTH, CRIPPLED CHILDREN SERVICES						
AID FROM OTHER GOVERNMENTAL AGENCIES						
232.01	STATE AID FOR CRIPPLED CHILDREN - TREAT	\$ 810,921	\$ 1,029,217	\$ 1,137,000	\$ 1,137,000	
232.03	STATE AID FOR CRIPPLED CHILDREN - ADMIN	69,050	57,615	68,556	68,556	
232.04	STATE AID FOR CRIPPLED CHILD - MEDI-CAL		19,486	19,800	19,800	
TOTAL AID FROM OTHER GOVERNMENTAL AGENCIES		\$ 879,971 *	\$ 1,106,318 *	\$ 1,225,356 *	\$ 1,225,356 *	
CHARGES FOR CURRENT SERVICES						
282.01	CRIPPLED CHILDREN'S SERVICES	\$ 85,871	\$ 37,023	\$ 60,000	\$ 60,000	
TOTAL CHARGES FOR CURRENT SERVICES		\$ 85,871 *	\$ 37,023 *	\$ 60,000 *	\$ 60,000 *	
OTHER REVENUE						
290.06	REV APP PR YR-AID FR OTHER GOV AGEN-ST	\$	\$ 1,350	\$	\$	
290.08	REV APP PR YR-CHARGES FOR CURRENT SERV		85			
TOTAL OTHER REVENUE		\$ *	\$ 1,265 *	\$ *	\$ *	*
TOTAL BUDGET UNIT 5170		\$ 965,842 *	\$ 1,142,076 *	\$ 1,285,356 *	\$ 1,285,356 *	
5180 DEPARTMENT OF PUBLIC HEALTH, MEDICAL CONSULTATIVE SERVICES						
OTHER REVENUE						
290.07	REV APP PR YR-AID FR OTHER GOV AGEN-FED	\$ 130	\$	\$	\$	
TOTAL OTHER REVENUE		\$ 130 *	\$ *	\$ *	\$ *	*
TOTAL BUDGET UNIT 5180		\$ 130 *	\$ *	\$ *	\$ *	*

COUNTY OF SAN DIEGO FINAL BUDGET
1973-1974
ANALYSIS OF REVENUE BY BUDGET UNIT
SOURCE AND FUND
SCHEDULE 4A

REVENUE ACCOUNT	BUDGET UNIT - REVENUE SOURCE	ACTUAL REVENUES 1971-1972	ACTUAL REVENUES 1972-1973	DEPARTMENTS ESTIMATES 1973-1974	AUDITOR ESTIMATES 1973-1974	FUND - GENERAL UNLESS OTHERWISE INDICATED
HEALTH CARE AGENCY - CONTINUED						
5190 DEPARTMENT OF PUBLIC HEALTH MODEL CITIES - COMP HEALTH CARE						
CHARGES FOR CURRENT SERVICES						
278.01	HEALTH FEES-OTHER GOVERNMENTAL AGENCIES	\$ 56,231	\$ 194,769	\$ 904,000	\$ 442,000	
TOTAL CHARGES FOR CURRENT SERVICES		\$ 56,231 *	\$ 194,769 *	\$ 904,000 *	\$ 442,000 *	
TOTAL BUDGET UNIT 5190		\$ 56,231 *	\$ 194,769 *	\$ 904,000 *	\$ 442,000 *	
5200 DEPARTMENT OF MEDICAL INSTITUTIONS, COMMUNITY MENTAL HEALTH						
AID FROM OTHER GOVERNMENTAL AGENCIES						
236.01	STATE AID FOR MENTAL HEALTH-SHORT DOYLE	\$ 4,295,156	\$ 5,137,855	\$ 7,440,903	\$ 7,236,130	
236.02	STATE AID FOR MENTAL HEALTH-SHORT DOYLE	1,070,376	1,611,532	1,301,374	1,558,200	
258.06	FED-OTHER-COMM MENTAL HEALTH N.I.M.H.		52,000	50,000	28,676	
TOTAL AID FROM OTHER GOVERNMENTAL AGENCIES		\$ 5,365,532 *	\$ 6,801,387 *	\$ 8,792,277 *	\$ 8,823,006 *	
CHARGES FOR CURRENT SERVICES						
287.02	OTHER-COPY DUPLICATE FILE DOCUMENTS	\$ 86	\$ 352	\$ 400	\$ 400	
287.07	OTHER-FEES FOR SERV AS WITNESS OR JUROR	174	275			
287.08	OTHER-EMPLOYEE MAINTENANCE	12,452	278			
TOTAL CHARGES FOR CURRENT SERVICES		\$ 12,712 *	\$ 905 *	\$ 400 *	\$ 400 *	
OTHER REVENUE						
290.06	REV APP PR YR-AID FR OTHER GOV AGEN-ST	\$ 896,455	\$ 151,719-	\$	\$	
290.07	REV APP PR YR-AID FR OTHER GOV AGEN-FED	36,663-				
293.05	OTHER-RECOVERED EXPENDITURES		5			
TOTAL OTHER REVENUE		\$ 859,792 *	\$ 151,714-*	\$ *	\$ *	
TOTAL BUDGET UNIT 5200		\$ 6,238,036 *	\$ 6,650,578 *	\$ 8,792,677 *	\$ 8,823,406 *	

COUNTY OF SAN DIEGO FINAL BUDGET
1973-1974
ANALYSIS OF REVENUE BY BUDGET UNIT
SOURCE AND FUND
SCHEDULE 4A

REVENUE ACCOUNT	BUDGET UNIT - REVENUE SOURCE	ACTUAL REVENUES 1971-1972	ACTUAL REVENUES 1972-1973	DEPARTMENTS ESTIMATES 1973-1974	AUDITOR ESTIMATES 1973-1974	FUND - GENERAL UNLESS OTHERWISE INDICATED
HEALTH CARE AGENCY - CONTINUED						
6000 DEPT OF MEDICAL INST, ADMIN, & GENERAL SERVICES						
USE OF MONEY AND PROPERTY						
220.02	RENTS AND CONCESSIONS - CTY-UNIV HOSP	\$	\$ 354,017	\$ 360,000	\$ 360,000	
TOTAL USE OF MONEY AND PROPERTY		\$ *	\$ 354,017 *	\$ 360,000 *	\$ 360,000 *	
AID FROM OTHER GOVERNMENTAL AGENCIES						
252.02	FEDERAL-HEALTH ADM-NIMH HEROIN STAFF GRA	\$ 169,476	\$ 526,084	\$ 489,600	\$ 519,288	
TOTAL AID FROM OTHER GOVERNMENTAL AGENCIES		\$ 169,476 *	\$ 526,084 *	\$ 489,600 *	\$ 519,288 *	
CHARGES FOR CURRENT SERVICES						
287.07	OTHER-FEES FOR SERV AS WITNESS OR JUROR	\$	\$ 75	\$	\$	
287.08	OTHER-EMPLOYEE MAINTENANCE	\$ 2,500	\$ 1,626	\$ 2,720	\$ 2,720	
287.20	OTHER-MISCELLANEOUS	\$ 1,566	\$ 2,831	\$ 2,400	\$ 2,400	
TOTAL CHARGES FOR CURRENT SERVICES		\$ 4,066 *	\$ 4,532 *	\$ 5,120 *	\$ 5,120 *	
OTHER REVENUE						
290.05	REV APP PR YR FROM USE OF MONEY & PROP	\$	\$ 545	\$	\$	
290.06	REV APP PR YR AID FR OTHER GOV AGEN-ST		\$ 6,348-			
291.02	SALE OF FIXED ASSETS-EQUIPMENT		\$ 25			
293.05	OTHER-RECOVERED EXPENDITURES	\$ 53,143	\$ 100,138	\$ 5,000	\$ 5,000	
TOTAL OTHER REVENUE		\$ 53,143 *	\$ 94,360 *	\$ 5,000 *	\$ 5,000 *	
TOTAL BUDGET UNIT 6000		\$ 226,685 *	\$ 978,993 *	\$ 859,720 *	\$ 889,408 *	
6100 DEPARTMENT OF MEDICAL INSTITUTIONS, S. D. CO - UNIV. HOSP.						
USE OF MONEY AND PROPERTY						
220.02	RENTS AND CONCESSIONS - CTY-UNIV HOSP	\$ 345,000	\$	\$	\$	
TOTAL USE OF MONEY AND PROPERTY		\$ 345,000 *	\$ *	\$ *	\$ *	

COUNTY OF SAN DIEGO FINAL BUDGET
1973-1974
ANALYSIS OF REVENUE BY BUDGET UNIT
SOURCE AND FUND
SCHEDULE 4A

REVENUE ACCOUNT	BUDGET UNIT - REVENUE SOURCE	ACTUAL REVENUES 1971-1972	ACTUAL REVENUES 1972-1973	DEPARTMENTS ESTIMATES 1973-1974	AUDITOR ESTIMATES 1973-1974	FUND - GENERAL UNLESS OTHERWISE INDICATED
HEALTH CARE AGENCY - CONTINUED						
6100 DEPARTMENT OF MEDICAL INSTITUTIONS, S. D. CO - UNIV. HOSP. - CONTINUED						
OTHER REVENUE						
290.05	REV APP PR YR-FROM USE OF MONEY & PROP	\$ 5,086-	\$	\$	\$	
TOTAL OTHER REVENUE		\$ 5,086-*	\$	* \$	* \$	*
TOTAL BUDGET UNIT 6100		\$ 339,914 *	\$	* \$	* \$	*
6500 DEPARTMENT OF MEDICAL INSTITUTIONS, EDGEMOOR GERIATRIC HOSPITAL						
USE OF MONEY AND PROPERTY						
220.10	RENTS AND CONCESSIONS - GERIATRIC HOSP	\$ 24	\$ 24	\$ 24	\$ 24	
220.20	RENTS AND CONCESSIONS - MISC OTHER RENT	372	312	294	294	
TOTAL USE OF MONEY AND PROPERTY		\$ 396 *	\$ 336 *	\$ 318 *	\$ 318 *	*
CHARGES FOR CURRENT SERVICES						
287.01	OTHER-SERVICES TO EMPLOYEES AND OTHERS	\$ 5,908	\$ 5,762	\$ 4,980	\$ 4,980	
287.02	OTHER-COPY DUPLICATE FILE DOCUMENTS		10			
287.07	OTHER-FEES FOR SERV AS WITNESS OR JUROR	110	91			
287.08	OTHER-EMPLOYEE MAINTENANCE	11,549	11,390	11,388	11,388	
TOTAL CHARGES FOR CURRENT SERVICES		\$ 17,567 *	\$ 17,253 *	\$ 16,368 *	\$ 16,368 *	*
OTHER REVENUE						
290.07	REV APP PR YR-AID FR OTHER GOV AGEN-FED	\$ 19,585-	\$ 262	\$	\$	
290.08	REV APP PR YR-CHARGES FOR CURRENT SERV		1,332-			
291.02	SALE OF FIXED ASSETS-EQUIPMENT	323	264			
293.05	OTHER-RECOVERED EXPENDITURES	461	915			
293.09	OTHER-TRANSFERS FROM OTHER FUNDS		25	50	50	
293.20	OTHER-MISCELLANEOUS	31				
TOTAL OTHER REVENUE		\$ 18,770-*	\$ 134 *	\$ 50 *	\$ 50 *	*
TOTAL BUDGET UNIT 6500		\$ 807-*	\$ 17,723 *	\$ 16,736 *	\$ 16,736 *	*
TOTAL HEALTH CARE AGENCY		\$ 9,808,921 *	\$ 12,137,163 *	\$ 15,530,186 *	\$ 15,418,328 *	*

COUNTY OF SAN DIEGO FINAL BUDGET
1973-1974
ANALYSIS OF REVENUE BY BUDGET UNIT
SOURCE AND FUND
SCHEDULE 4A

REVENUE ACCOUNT	BUDGET UNIT - REVENUE SOURCE	ACTUAL REVENUES 1971-1972	ACTUAL REVENUES 1972-1973	DEPARTMENTS ESTIMATES 1973-1974	AUDITOR ESTIMATES 1973-1974	FUND - GENERAL UNLESS OTHERWISE INDICATED
SPECIAL PUBLIC SERVICES AGENCY						
1000 REGISTRAR OF VOTERS, ADMINISTRATION						
CHARGES FOR CURRENT SERVICES						
264.02	ELECTION SERV-CANDIDATE FILING FEES	\$ 26,481	\$ 14,985	\$ 18,000	\$ 18,000	
264.03	ELECTION SERV-OTHER GOVERNMENTAL					
	AGEN	493,854	211,028	547,000	547,000	
287.02	OTHER-COPY DUPLICATE FILE DOCUMENTS	148				
287.20	OTHER-MISCELLANEOUS	1	1			
	TOTAL CHARGES FOR CURRENT SERVICES	\$ 520,484 *	\$ 226,014 *	\$ 565,000 *	\$ 565,000 *	
OTHER REVENUE						
291.02	SALE OF FIXED ASSETS-EQUIPMENT	\$ 2,500	\$	\$	\$	
292.01	OTHER SALES-PERSONAL PROPERTY	2,355	3,067	2,900	2,900	
292.03	OTHER SALES-PERSONAL PROPERTY-TAXABLE	5,727	2,978	7,100	7,100	
293.20	OTHER-MISCELLANEOUS	22				
	TOTAL OTHER REVENUE	\$ 10,604 *	\$ 6,045 *	\$ 10,000 *	\$ 10,000 *	
	TOTAL BUDGET UNIT 1000	\$ 531,088 *	\$ 232,059 *	\$ 575,000 *	\$ 575,000 *	
1500 ADVERTISING COUNTY RESOURCES						
CHARGES FOR CURRENT SERVICES						
287.04	OTHER-CITY-COUNTY MUSIC PROGRAM	\$	\$ 8,000	\$	\$	
	TOTAL CHARGES FOR CURRENT SERVICES	\$ *	\$ 8,000 *	\$ *	\$ *	
	TOTAL BUDGET UNIT 1500	\$ *	\$ 8,000 *	\$ *	\$ *	
3900 FIRE PROTECTION						
AID FROM OTHER GOVERNMENTAL AGENCIES						
258.10	FED-OTHER-OTHER FEDERAL GRANTS	\$	\$	\$	\$ 50,000	
	TOTAL AID FROM OTHER GOVERNMENTAL AGENCIES	\$ *	\$ *	\$ *	\$ 50,000 *	

COUNTY OF SAN DIEGO FINAL BUDGET
1973-1974
ANALYSIS OF REVENUE BY BUDGET UNIT
SOURCE AND FUND
SCHEDULE 4A

REVENUE ACCOUNT	BUDGET UNIT - REVENUE SOURCE	ACTUAL REVENUES 1971-1972	ACTUAL REVENUES 1972-1973	DEPARTMENTS ESTIMATES 1973-1974	AUDITOR ESTIMATES 1973-1974	FUND - GENERAL UNLESS OTHERWISE INDICATED
SPECIAL PUBLIC SERVICES AGENCY - CONTINUED						
3900 FIRE PROTECTION - CONTINUED						
CHARGES FOR CURRENT SERVICES						
268.01	PLAN & ENGIN SERV-SERV TO PROP OWNERS	\$	\$	\$ 30,000	\$ 30,000	
TOTAL CHARGES FOR CURRENT SERVICES		\$ *	\$ *	\$ 30,000 *	\$ 30,000 *	
TOTAL BUDGET UNIT 3900		\$ *	\$ *	\$ 30,000 *	\$ 80,000 *	
3910 FIRE PROTECTION, WATERSHED RESOURCES ADVISORY COMMISSION						
CHARGES FOR CURRENT SERVICES						
287.05	OTHER-SERVICES TO OTHER GOVERN AGENCIES	\$	\$ 18,290	\$	\$	
TOTAL CHARGES FOR CURRENT SERVICES		\$ *	\$ 18,290 *	\$ *	\$ *	
OTHER REVENUE						
293.20	OTHER-MISCELLANEOUS	\$ 175	\$	\$	\$	
TOTAL OTHER REVENUE		\$ 175 *	\$ *	\$ *	\$ *	
TOTAL BUDGET UNIT 3910		\$ 175 *	\$ 18,290 *	\$ *	\$ *	
4100 SAN DIEGO COUNTY DEPARTMENT OF AGRICULTURE						
LICENSES AND PERMITS						
211.10	BUSINESS LICENSES-OTHER	\$ 1,320	\$ 2,860	\$ 2,000	\$ 2,000	
215.01	OTHER LICENSES AND PERMITS - SHIPPING	3,569	4,177	1,800	1,800	
TOTAL LICENSES AND PERMITS		\$ 4,889 *	\$ 7,037 *	\$ 3,800 *	\$ 3,800 *	
AID FROM OTHER GOVERNMENTAL AGENCIES						
239.02	STATE AID AGRICULTURE-REIMBURS OF SALARY	\$ 3,300	\$ 3,300	\$ 3,300	\$ 3,300	
239.05	STATE AID AGRICULTURE-AGRICULTURE GAS TX	78,202	41,454	41,000	41,000	

COUNTY OF SAN DIEGO FINAL BUDGET
1973-1974
ANALYSIS OF REVENUE BY BUDGET UNIT
SOURCE AND FUND
SCHEDULE 4A

REVENUE ACCOUNT	BUDGET UNIT - REVENUE SOURCE	ACTUAL REVENUES 1971-1972	ACTUAL REVENUES 1972-1973	DEPARTMENTS ESTIMATES 1973-1974	AUDITOR ESTIMATES 1973-1974	FUND - GENERAL UNLESS OTHERWISE INDICATED
SPECIAL PUBLIC SERVICES AGENCY - CONTINUED						
4100 SAN DIEGO COUNTY DEPARTMENT OF AGRICULTURE - CONTINUED						
AID FROM OTHER GOVERNMENTAL AGENCIES - CONTINUED						
239.06	STATE AID AGRICULTURE-PESTICIDE ENFORCEM		54,025	43,000	53,000	
239.07	STATE AID AGRICULTURE-EGG QUALITY ENFORC		12,153	10,000	10,000	
239.08	STATE AID AGRICULTURE-AVOCADO CERT			95,000		
256.01	FEDERAL GRAZING FEES	2,837	3,228			GRAZING LANDS
TOTAL AID FROM OTHER GOVERNMENTAL AGENCIES		\$ 84,339 *	\$ 114,160 *	\$ 192,300 *	\$ 107,300 *	
CHARGES FOR CURRENT SERVICES						
270.01	AGRICULTURAL SERVICES-AGRICULTURAL COM	\$ 85	\$ 132	\$ 5	\$ 5	
287.02	OTHER-COPY DUPLICATE FILE DOCUMENTS		8			
287.07	OTHER-FEES FOR SERV AS WITNESS OR JUROR	420	501	500	500	
287.20	OTHER-MISCELLANEOUS	1,901	1,252	1,500	1,500	
TOTAL CHARGES FOR CURRENT SERVICES		\$ 2,406 *	\$ 1,893 *	\$ 2,005 *	\$ 2,005 *	
OTHER REVENUE						
292.03	OTHER SALES-PERSONAL PROPERTY-TAXABLE	\$ 27,183	\$ 21,516	\$ 25,000	\$ 25,000	
293.20	OTHER-MISCELLANEOUS		50,200			
TOTAL OTHER REVENUE		\$ 27,183 *	\$ 71,716 *	\$ 25,000 *	\$ 25,000 *	
TOTAL BUDGET UNIT 4100		\$ 118,817 *	\$ 194,806 *	\$ 223,105 *	\$ 138,105 *	
4300 COUNTY VETERINARIAN						
LICENSES AND PERMITS						
211.10	BUSINESS LICENSES-OTHER	\$ 160	\$ 160	\$ 140	\$ 140	
TOTAL LICENSES AND PERMITS		\$ 160 *	\$ 160 *	\$ 140 *	\$ 140 *	
CHARGES FOR CURRENT SERVICES						
270.02	AGRICULTURAL SERVICES-LIVESTOCK	\$ 5,328	\$ 7,098	\$ 7,000	\$ 7,000	
274.01	HUMANE SERVICES-ANIMAL SHELTER	82,194	86,919	103,000	103,000	
274.02	HUMANE SERVICES-RABIES VACCINATION	33,605	40,461	40,400	40,400	

COUNTY OF SAN DIEGO FINAL BUDGET
1973-1974
ANALYSIS OF REVENUE BY BUDGET UNIT
SOURCE AND FUND
SCHEDULE 4A

REVENUE ACCOUNT	BUDGET UNIT - REVENUE SOURCE	ACTUAL REVENUES 1971-1972	ACTUAL REVENUES 1972-1973	DEPARTMENTS ESTIMATES 1973-1974	AUDITOR ESTIMATES 1973-1974	FUND - GENERAL UNLESS OTHERWISE INDICATED
SPECIAL PUBLIC SERVICES AGENCY - CONTINUED						
4300 COUNTY VETERINARIAN - CONTINUED						
CHARGES FOR CURRENT SERVICES - CONTINUED						
287.07	OTHER-FEES FOR SERV AS WITNESS OR JUROR					
287.08	OTHER-EMPLOYEE MAINTENANCE	56 81	25 475			
	TOTAL CHARGES FOR CURRENT SERVICES	\$ 121,264 *	\$ 134,978 *	\$ 150,400 *	\$ 150,400 *	
OTHER REVENUE						
290.03	REV APP PR YR-LICENSES & PERMITS					
290.07	REV APP PR YR-AID FR OTHER GOV AGEN-FED					
292.03	OTHER SALES-PERSONAL PROPERTY-TAXABLE					
293.05	OTHER-RECOVERED EXPENDITURES	27,773	26,051	25,000	25,000	
293.20	OTHER-MISCELLANEOUS	23,223	804 10			
	TOTAL OTHER REVENUE	\$ 50,996 *	\$ 26,811 *	\$ 25,000 *	\$ 25,000 *	
	TOTAL BUDGET UNIT 4300	\$ 172,420 *	\$ 161,949 *	\$ 175,540 *	\$ 175,540 *	
4400 SEALER OF WEIGHTS AND MEASURES						
CHARGES FOR CURRENT SERVICES						
287.20	OTHER-MISCELLANEOUS					
	TOTAL CHARGES FOR CURRENT SERVICES	\$ *	\$ 123 *	\$ *	\$ *	*
	TOTAL BUDGET UNIT 4400	\$ *	\$ 123 *	\$ *	\$ *	*
4450 SAN DIEGO COUNTY GRAZING ADVISORY BOARD						
AID FROM OTHER GOVERNMENTAL AGENCIES						
256.01	FEDERAL GRAZING FEES					
	TOTAL AID FROM OTHER GOVERNMENTAL AGENCIES	\$ *	\$ *	\$ 3,351 *	\$ 3,500 *	GRAZING LANDS
	TOTAL BUDGET UNIT 4450	\$ *	\$ *	\$ 3,351 *	\$ 3,500 *	

COUNTY OF SAN DIEGO FINAL BUDGET
1973-1974
ANALYSIS OF REVENUE BY BUDGET UNIT
SOURCE AND FUND
SCHEDULE 4A

REVENUE ACCOUNT	BUDGET UNIT - REVENUE SOURCE	ACTUAL REVENUES 1971-1972	ACTUAL REVENUES 1972-1973	DEPARTMENTS ESTIMATES 1973-1974	AUDITOR ESTIMATES 1973-1974	FUND - GENERAL UNLESS OTHERWISE INDICATED
SPECIAL PUBLIC SERVICES AGENCY - CONTINUED						
4620 PUBLIC ADMINISTRATOR						
CHARGES FOR CURRENT SERVICES						
273.01 ESTATE FEES		\$ 201,126	\$ 186,352	\$ 180,000	\$ 180,000	
287.07 OTHER-FEES FOR SERV AS WITNESS OR JUROR		43	5			
TOTAL CHARGES FOR CURRENT SERVICES		\$ 201,169 *	\$ 186,357 *	\$ 180,000 *	\$ 180,000 *	
OTHER REVENUE						
293.20 OTHER-MISCELLANEOUS		\$ 9,674	\$ 90	\$ 100	\$ 100	
TOTAL OTHER REVENUE		\$ 9,674 *	\$ 90 *	\$ 100 *	\$ 100 *	
TOTAL BUDGET UNIT 4620		\$ 210,843 *	\$ 186,447 *	\$ 180,100 *	\$ 180,100 *	
4700 OFFICE OF EMERGENCY SERVICES						
AID FROM OTHER GOVERNMENTAL AGENCIES						
240.02 STATE AID CIVIL DEFENSE-TRAINING		\$ 1,650	\$ 194			
240.03 STATE AID CIVIL DEFENSE-PUB ED AND INFO			61			
240.04 STATE AID CIVIL DEFENSE-ADMIN COST		107,580	99,441	123,400	115,200	
240.10 STATE AID CIVIL DEFENSE-OTHER		1,576	881	4,000	4,000	
TOTAL AID FROM OTHER GOVERNMENTAL AGENCIES		\$ 107,506 *	\$ 100,577 *	\$ 127,400 *	\$ 119,200 *	
CHARGES FOR CURRENT SERVICES						
287.09 OTHER-CIVIL DEFENSE-CITIES		\$ 48,001	\$ 53,952	\$ 55,000	\$ 55,000	
TOTAL CHARGES FOR CURRENT SERVICES		\$ 48,001 *	\$ 53,952 *	\$ 55,000 *	\$ 55,000 *	
OTHER REVENUE						
293.05 OTHER-RECOVERED EXPENDITURES		\$ 52	\$	\$	\$	
TOTAL OTHER REVENUE		\$ 52 *	\$ *	\$ *	\$ *	
TOTAL BUDGET UNIT 4700		\$ 155,559 *	\$ 154,529 *	\$ 182,400 *	\$ 174,200 *	

COUNTY OF SAN DIEGO FINAL BUDGET
1973-1974
ANALYSIS OF REVENUE BY BUDGET UNIT
SOURCE AND FUND
SCHEDULE 4A

REVENUE ACCOUNT	BUDGET UNIT - REVENUE SOURCE	ACTUAL REVENUES 1971-1972	ACTUAL REVENUES 1972-1973	DEPARTMENTS ESTIMATES 1973-1974	AUDITOR ESTIMATES 1973-1974	FUND - GENERAL UNLESS OTHERWISE INDICATED
SPECIAL PUBLIC SERVICES AGENCY - CONTINUED						
7150 COUNTY LIBRARY						
USE OF MONEY AND PROPERTY						
219.01	INTEREST - DEPOSITS AND INVESTMENTS	\$ 436	\$ 442	\$ 300	\$ 300	COUNTY LIBRARY
220.20	RENTS AND CONCESSIONS - MISC OTHER RENT	37	38	50	50	COUNTY LIBRARY
	TOTAL USE OF MONEY AND PROPERTY	\$ 473 *	\$ 480 *	\$ 350 *	\$ 350 *	
AID FROM OTHER GOVERNMENTAL AGENCIES						
246.10	STATE - OTHER-OTHER STATE GRANTS	\$	\$ 29,906	\$	\$	COUNTY LIBRARY
258.07	FED-OTHER-BOOK COLLECTION ENRICHMENT		13,723	41,000	41,000	COUNTY LIBRARY
	TOTAL AID FROM OTHER GOVERNMENTAL AGENCIES	\$ *	\$ 43,629 *	\$ 41,000 *	\$ 41,000 *	
CHARGES FOR CURRENT SERVICES						
285.01	LIBRARY SERVICES	\$ 54,088	\$ 47,001	\$ 37,000	\$ 64,000	COUNTY LIBRARY
287.07	OTHER-FEES FOR SERV AS WITNESS OR JUROR		65	300	300	COUNTY LIBRARY
	TOTAL CHARGES FOR CURRENT SERVICES	\$ 54,088 *	\$ 47,066 *	\$ 37,300 *	\$ 64,300 *	
OTHER REVENUE						
290.08	REV APP PR YR-CHARGES FOR CURRENT SERV	\$ 81	\$	\$	\$	COUNTY LIBRARY
291.02	SALE OF FIXED ASSETS-EQUIPMENT	125				COUNTY LIBRARY
292.01	OTHER SALES-PERSONAL PROPERTY	31	102			COUNTY LIBRARY
293.10	OTHER-VOIDED AND CANCELLED WARRANTS	238	21			COUNTY LIBRARY
	TOTAL OTHER REVENUE	\$ 475 *	\$ 123 *	\$ *	\$ *	
	TOTAL BUDGET UNIT 7150	\$ 55,036 *	\$ 91,298 *	\$ 78,650 *	\$ 105,650 *	
7300 DEPARTMENT OF PARKS AND RECREATION						
USE OF MONEY AND PROPERTY						
220.07	RENTS AND CONCESSIONS - CTY PARKS & POOL	\$ 3,110	\$ 7,780	\$ 3,000	\$ 3,000	
220.09	RENTS AND CONCESSIONS - COM CENTER BLDGS	3,594	3,196	3,500	3,500	
220.20	RENTS AND CONCESSIONS - MISC OTHER RENT	982	1,657	2,000	2,000	
	TOTAL USE OF MONEY AND PROPERTY	\$ 7,686 *	\$ 12,633 *	\$ 8,500 *	\$ 8,500 *	

COUNTY OF SAN DIEGO FINAL BUDGET
1973-1974
ANALYSIS OF REVENUE BY BUDGET UNIT
SOURCE AND FUND
SCHEDULE 4A

REVENUE ACCOUNT	BUDGET UNIT - REVENUE SOURCE	ACTUAL REVENUES 1971-1972	ACTUAL REVENUES 1972-1973	DEPARTMENTS ESTIMATES 1973-1974	AUDITOR ESTIMATES 1973-1974	FUND - GENERAL UNLESS OTHERWISE INDICATED
SPECIAL PUBLIC SERVICES AGENCY - CONTINUED						
7300 DEPARTMENT OF PARKS AND RECREATION - CONTINUED						
CHARGES FOR CURRENT SERVICES						
286.01	PARK & REC FEES-SWIM & LIFEGUARD SERV	\$ 2,226	\$ 1,936	\$ 2,000	-\$ 2,000	
286.02	PARK & REC FEES-PARK AND CAMPING	145,882	153,523	155,000	155,000	
286.03	PARK & REC FEES-SERV OTHER GOVERN AGEN	2,372	2,439	2,500	2,500	
287.04	OTHER-CITY-COUNTY MUSIC PROGRAM	8,000				
287.05	OTHER-SERVICES TO OTHER GOVERN AGENCIES	1,129		13,000	4,000	
287.07	OTHER-FEES FOR SERV AS WITNESS OR JUROR	810	95			
287.08	OTHER-EMPLOYEE MAINTENANCE	15,489	14,263	15,250	15,250	
	TOTAL CHARGES FOR CURRENT SERVICES	\$ 175,908 *	\$ 172,256 *	\$ 187,750 *	\$ 178,750 *	
OTHER REVENUE						
292.01	OTHER SALES-PERSONAL PROPERTY	\$ 20	\$ 33	\$	\$	
293.05	OTHER-RECOVERED EXPENDITURES	285	2,527	2,515	2,515	
	TOTAL OTHER REVENUE	\$ 305 *	\$ 2,560 *	\$ 2,515 *	\$ 2,515 *	
	TOTAL BUDGET UNIT 7300	\$ 183,899 *	\$ 187,449 *	\$ 198,765 *	\$ 189,765 *	
7400 SAN DIEGO CITY-COUNTY CAMP COMMISSION, HEADQUARTERS & FACILITIES						
CHARGES FOR CURRENT SERVICES						
284.01	EDUCATIONAL SERV-OTHER GOVERN AGENCIES	\$ 101,121	\$	\$	\$	
	TOTAL CHARGES FOR CURRENT SERVICES	\$ 101,121 *	\$ *	\$ *	\$ *	
OTHER REVENUE						
290.08	REV APP PR YR-CHARGES FOR CURRENT SERV	\$ 35,000	\$ 430	\$	\$	
	TOTAL OTHER REVENUE	\$ 35,000 *	\$ 430 *	\$ *	\$ *	
	TOTAL BUDGET UNIT 7400	\$ 136,121 *	\$ 430 *	\$ *	\$ *	

COUNTY OF SAN DIEGO FINAL BUDGET
1973-1974
ANALYSIS OF REVENUE BY BUDGET UNIT
SOURCE AND FUND
SCHEDULE 4A

REVENUE ACCOUNT	BUDGET UNIT - REVENUE SOURCE	ACTUAL REVENUES 1971-1972	ACTUAL REVENUES 1972-1973	DEPARTMENTS ESTIMATES 1973-1974	AUDITOR ESTIMATES 1973-1974	FUND - GENERAL UNLESS OTHERWISE INDICATED
SPECIAL PUBLIC SERVICES AGENCY - CONTINUED						
7420 SAN DIEGO CITY - COUNTY CAMPING						
USE OF MONEY AND PROPERTY						
219.01	INTEREST - DEPOSITS AND INVESTMENTS	\$ 120	\$	\$	\$	SAN DIEGO CITY-COUNTY CAMP COM
220.20	RENTS AND CONCESSIONS - MISC OTHER RENT	43				SAN DIEGO CITY-COUNTY CAMP COM
	TOTAL USE OF MONEY AND PROPERTY	\$ 163 *	\$	* \$	* \$	*
AID FROM OTHER GOVERNMENTAL AGENCIES						
246.05	STATE - OTHER-SCHOOL LUNCH PROGRAM	\$ 6,130	\$	\$	\$	SAN DIEGO CITY-COUNTY CAMP COM
246.06	STATE - OTHER-SCHOOL MILK PROGRAM	4,713				SAN DIEGO CITY-COUNTY CAMP COM
	TOTAL AID FROM OTHER GOVERNMENTAL AGENCIES	\$ 10,843 *	\$	* \$	* \$	*
CHARGES FOR CURRENT SERVICES						
286.10	PARK & REC FEES-SCHOOLS-CUYAMACA	\$ 115,593	\$	\$	\$	SAN DIEGO CITY-COUNTY CAMP COM
286.11	PARK & REC FEES-SCHOOLS-PALOMAR	116,655				SAN DIEGO CITY-COUNTY CAMP COM
286.12	PARK & REC FEES-SCHOOLS-MARSTON	70,227				SAN DIEGO CITY-COUNTY CAMP COM
286.20	PARK & REC FEES-SAFETY PATROL-CUYAMACA	4,798				SAN DIEGO CITY-COUNTY CAMP COM
286.21	PARK & REC FEES-SAFETY PATROL-PALOMAR	33,190				SAN DIEGO CITY-COUNTY CAMP COM
286.30	PARK & REC FEES-SUMMER CAMP-CUYAMACA	57,513				SAN DIEGO CITY-COUNTY CAMP COM
286.31	PARK & REC FEES-SUMMER CAMP-PALOMAR	9,722				SAN DIEGO CITY-COUNTY CAMP COM
286.40	PARK & REC FEES-WEEKEND GRPS-CUYAMACA	22,162				SAN DIEGO CITY-COUNTY CAMP COM
286.41	PARK & REC FEES-WEEKEND GRPS-PALOMAR	22,654				SAN DIEGO CITY-COUNTY CAMP COM
287.01	OTHER-SERVICES TO EMPLOYEES AND OTHERS	19,262				SAN DIEGO CITY-COUNTY CAMP COM
287.08	OTHER-EMPLOYEE MAINTENANCE	10,115				SAN DIEGO CITY-COUNTY CAMP COM
	TOTAL CHARGES FOR CURRENT SERVICES	\$ 481,891 *	\$	* \$	* \$	*

COUNTY OF SAN DIEGO FINAL BUDGET
1973-1974
ANALYSIS OF REVENUE BY BUDGET UNIT
SOURCE AND FUND
SCHEDULE 4A

REVENUE ACCOUNT	BUDGET UNIT - REVENUE SOURCE	ACTUAL REVENUES 1971-1972	ACTUAL REVENUES 1972-1973	DEPARTMENTS ESTIMATES 1973-1974	AUDITOR ESTIMATES 1973-1974	FUND - GENERAL UNLESS OTHERWISE INDICATED
SPECIAL PUBLIC SERVICES AGENCY - CONTINUED						
7420 SAN DIEGO CITY - COUNTY CAMPING - CONTINUED						
OTHER REVENUE						
293.05	OTHER-RECOVERED EXPENDITURES	\$ 323	\$	\$	\$	SAN DIEGO CITY-COUNTY CAMP COM
293.20	OTHER-MISCELLANEOUS	9				SAN DIEGO CITY-COUNTY CAMP COM
TOTAL OTHER REVENUE		\$ 332 *	\$ *	\$ *	\$ *	*
TOTAL BUDGET UNIT 7420		\$ 493,229 *	\$ *	\$ *	\$ *	*
TOTAL SPECIAL PUBLIC SERVICES AGENCY		\$ 2,057,187 *	\$ 1,235,380 *	\$ 1,646,911 *	\$ 1,621,860 *	
GRAND TOTAL		\$169,965,597	\$201,563,550	\$198,699,514	\$208,346,208	

COUNTY OF SAN DIEGO FINAL BUDGET
1973-1974
ANALYSIS OF REVENUE
SCHEDULE 4B

REVENUE ACCOUNT SOURCE -- DESCRIPTION	ACTUAL REVENUES 1971 - 1972	ACTUAL REVENUES 1972 - 1973	REVENUE ESTIMATED RECOMMENDED 1973 - 1974	ADOPTED BY THE BOARD OF SUPERVISORS 1973 - 1974	FUND - GENERAL, UNLESS OTHERWISE INDICATED
ANALYSIS OF REVENUE					
SCHEDULE 4	\$169,965,597	\$201,563,550	\$200,802,997	\$208,346,208	
CURRENT YEAR PROPERTY TAXES					
201.01 PROPERTY TAXES - CURRENT SECURED	85,291,292	87,203,545	101,306,166	91,030,912	
201.01 PROPERTY TAXES - CURRENT SECURED	2,141,839	2,007,223	2,020,996	2,031,633	DEBT SERVICE
201.01 PROPERTY TAXES - CURRENT SECURED	1,567,821	1,825,373	1,888,806	1,889,193	LIBRARY
202.01 PROPERTY TAXES - CURRENT UNSECURED	7,610,470	9,192,859	9,790,000	8,736,362	
202.01 PROPERTY TAXES - CURRENT UNSECURED	243,181	230,852	246,000	201,101	DEBT SERVICE
202.01 PROPERTY TAXES - CURRENT UNSECURED	61,232	67,179	72,000	73,765	LIBRARY
TOTAL PROPERTY TAXES - CURRENT	\$ 96,915,835	\$100,527,031	\$115,323,968	\$103,962,966	
TOTAL REVENUE	\$266,881,432	\$302,090,581	\$316,126,965	\$312,309,174	

COUNTY OF SAN DIEGO FINAL BUDGET
1973-1974
SUMMARY OF COUNTY BUDGET REQUIREMENTS
SCHEDULE 5

BUDGET UNIT GROUPED BY FUNCTION	ACTUAL EXPENDITURES 1971-1972	ACTUAL EXPENDITURES 1972-1973	EXPENDITURE ESTIMATES RECOMMENDED 1973-1974	ADOPTED BY THE BOARD OF SUPERVISORS 1973-1974
GENERAL				
BOARD OF SUPERVISORS	\$ 329,060	\$ 434,096		
SUPERVISOR, DISTRICT #1			90,662	108,010
SUPERVISOR, DISTRICT #2			89,136	106,730
SUPERVISOR, DISTRICT #3			93,035	106,616
SUPERVISOR, DISTRICT #4			90,687	106,255
SUPERVISOR, DISTRICT #5			96,172	108,271
BOARD OF SUPERVISORS, GENERAL			42,000	44,760
CLERK, BOARD OF SUPERVISORS	412,525	469,566	525,921	525,921
CHIEF ADMINISTRATIVE OFFICER	584,139	244,361	178,439	178,439
CAO-FEDERAL REVENUE SHARING		11,279	29,700,000	
C.A.O. - PUBLIC INFORMATION PROGRAM		139,470	170,536	170,536
C.A.O. - LEGISLATIVE PROGRAM		188,010	208,858	208,858
C.A.O. - CRIMINAL JUSTICE PLANNING		77,172	107,246	107,246
COMPREHENSIVE PLANNING ORGANIZATION-ADMINISTRATION		163,780		
COMPREHENSIVE PLANNING ORGANIZATION-DIRECT PROGRAM COSTS		66,769		
GENERAL ADMINISTRATION-SPECIAL PROJECTS	104,249	47,467	87,635	1,384,458
PROGRAM DEVELOPMENT AGENCY	212,517	287,850	349,493	349,493
FISCAL AGENCY	6,582	81,942	184,155	184,155
SPECIAL PUBLIC SERVICES AGENCY	11,403	108,691	119,905	119,905
AUDITOR AND CONTROLLER	1,952,897	2,160,142	2,506,783	2,456,783
EDP SERVICES DEPARTMENT	211,407	13,924	12,220	144,956
TREASURER	316,748	383,614	425,109	425,109
ASSESSOR	3,540,502	4,181,395	4,801,128	4,801,128
TAX COLLECTOR	1,068,622	1,068,227	1,237,098	1,237,098
PURCHASING AGENT	886,698	1,040,673	1,075,547	1,062,082
PURCHASING AGENT, CENTRAL DUPLICATING	24,004	8,519	4,708	4,708
COUNTY COUNSEL	518,810	669,259	782,574	782,574
CIVIL SERVICE AND PERSONNEL	638,290	862,556	973,843	973,843
REGISTRAR OF VOTERS, ADMINISTRATION	1,512,362	1,176,765	1,449,658	1,521,522
REGISTRAR OF VOTERS, GENERAL ELECTION	2	373,941		190,000
REGISTRAR OF VOTERS, PRIMARY ELECTION	330,644	7,374	481,237	481,237
REGISTRAR OF VOTERS, CITY OF SAN DIEGO ELECTIONS	175,846		279,812	279,812
REGISTRAR OF VOTERS, OTHER ELECTIONS AND PETITIONS	195,759	293,282	104,060	104,060
PUBLIC WORKS AGENCY	3,980,261	2,033,349	1,395,632	1,395,632
PUBLIC WORKS AGENCY, FACILITIES DEVELOPMENT	1,145,573	5,105,315	16,310,672	20,066,272
PUBLIC WORKS AGENCY-FEDERAL REVENUE SHARING				9,158,333
DEPARTMENT OF GENERAL SERVICES	11,430,896	10,204,470	12,448,160	12,448,160
COUNTY WIDE EQUIPMENT ACQUISITION		1,590,312	1,863,173	1,872,173
ADVERTISING COUNTY RESOURCES	264,531	136,788	122,570	144,570
INSURANCE	460,540	496,020	580,357	580,357
COUNTY EMPLOYEES BENEFITS	10,523,367	33,457		
DEPARTMENT OF THE COUNTY-ENGINEER, ENGINEERING DIVISION	1,041,722	1,405,400	2,117,477	2,187,377
TOTAL GENERAL	\$ 41,409,134 *	\$ 35,481,283 *	\$ 81,096,282 *	\$ 65,828,111 *
PUBLIC PROTECTION				
EDA-OFFICE OF THE ADMINISTRATOR	\$ 1,164,067	\$ 893,152	\$ 340,092	\$ 343,092
OFFICE OF ENVIRONMENTAL MANAGEMENT		7,299	462,983	462,983
OFFICE OF CITIZENS PLANNING ADVISOR			78,692	78,692
OFFICE OF REGIONAL TRANSPORTATION AND LAND USE		105,004	161,984	161,984
HEALTH CARE AGENCY-SPECIAL PROGRAM, EMERGENCY MEDICAL SERVICES	22,467		248,757	248,757
LAW AND JUSTICE AGENCY	617,360	332,186	176,402	176,402
SUPERIOR COURT	2,348,368	2,981,006	2,771,476	3,221,476
SUPERIOR COURT, MENTAL HEALTH COUNSELOR	91,183	111,613	117,670	117,670
MUNICIPAL COURT - EL CAJON	625,070	770,039	831,075	831,075
MUNICIPAL COURT - NORTH COUNTY	747,756	944,764	966,856	966,856

COUNTY OF SAN DIEGO FINAL BUDGET
1973-1974
SUMMARY OF COUNTY BUDGET REQUIREMENTS
SCHEDULE 5

BUDGET UNIT GROUPED BY FUNCTION	ACTUAL EXPENDITURES 1971-1972	ACTUAL EXPENDITURES 1972-1973	EXPENDITURE ESTIMATES RECOMMENDED 1973-1974	ADOPTED BY THE BOARD OF SUPERVISORS 1973-1974
PUBLIC PROTECTION - CONTINUED				
MUNICIPAL COURT - SAN DIEGO	3,973,060	4,628,110	5,028,961	5,028,961
JUSTICE COURT, CORONADO	34,057	46,712	59,771	59,771
JUSTICE COURT, FALLBROOK	20,116	24,767	27,008	27,008
JUSTICE COURT, EAST COUNTY	23,120	27,843	27,577	27,577
JUSTICE COURT, NATIONAL	64,154	82,798	91,220	91,220
JUSTICE COURT, RAMONA	26,146	37,927	38,518	38,518
JUSTICE COURT TRIAL JURY EXPENSE	25,434	21,640	29,600	29,600
BUREAU OF REVENUE & RECOVERY		1,430,845	1,619,418	1,619,418
GRAND JURY	57,128	66,198	55,000	55,000
COUNTY CLERK	2,361,375	1,959,072	2,131,985	2,131,985
DISTRICT ATTORNEY	3,210,742	4,366,489	4,998,222	4,998,222
SHERIFF, LAW ENFORCEMENT	9,091,809	11,699,857	12,943,803	13,053,803
SHERIFF, CIVIL BAILIFF	9,802	26,434	74,341	74,341
SAN DIEGO COUNTY MARSHAL	1,752,867	2,242,770	2,542,007	2,542,007
SHERIFF, COUNTY JAIL	509,558	688,652	665,001	665,001
SAN DIEGO COUNTY PROBATION DEPT-ADULT INSTITUTIONS	2,487,886	3,245,361	3,630,268	3,630,268
PROBATION DEPARTMENT, RANCHO DEL CAMPO	534,629	662,741	702,094	860,693
PROBATION DEPARTMENT, JUVENILE HALL	1,619,468	2,032,670	2,119,083	2,119,083
PROBATION OFFICER, LAS COLINAS	523,474	641,904	657,899	657,899
PROBATION OFFICER	6,540,632	8,264,599	9,146,173	9,146,173
PROBATION OFFICER, SPECIAL SUPERVISION	1,014,807	1,237,102	2,049,782	2,049,782
PROBATION DEPARTMENT, HILLCREST	602,937	749,787	799,471	799,471
HUMAN RELATIONS COMMISSION	150,000	185,000	185,000	284,102
OFFICE OF SENIOR CITIZENS AFFAIRS	47,600	96,469	169,361	169,361
FIRE PROTECTION	7,236	260,218	626,398	1,126,398
FIRE PROTECTION, WATERSHED RESOURCES ADVISORY COMMISSION	19,688	55,845		
SAN DIEGO COUNTY DEPARTMENT OF AGRICULTURE	827,353	1,083,544	1,069,530	1,069,530
DEPARTMENT OF BUILDING INSPECTION	895,909	1,053,597	1,386,644	1,386,644
COUNTY VETERINARIAN	625,846	851,819	1,055,981	1,098,981
SEALER OF WEIGHTS AND MEASURES		623		
SAN DIEGO COUNTY GRAZING ADVISORY BOARD			16,750	16,750
LOCAL AGENCY FORMATION COMMISSION	47,777	75,001	107,268	107,268
RECORDER	303,185	435,590	491,148	491,148
CORONER	641,465	780,131	826,752	826,752
PUBLIC ADMINISTRATOR	300,220	369,247	396,114	396,114
OFFICE OF EMERGENCY SERVICES	178,837	190,921	200,053	200,053
FISH AND GAME COMMISSION	7,218	7,009	20,780	20,780
PLANNING DEPARTMENT	2,778,632	2,138,320	2,621,033	2,621,033
DEPARTMENT OF ZONING ADMINISTRATOR			104,573	104,573
TOTAL PUBLIC PROTECTION	\$ 46,930,438 *	\$ 57,912,675 *	\$ 64,870,574 *	\$ 66,234,275 *
PUBLIC WAYS AND FACILITIES				
DEPARTMENT OF THE COUNTY ENGINEER	\$ 12,213,393	\$ 13,549,941	\$ 15,251,875	\$ 15,248,875
DEPT. OF SANITATION & FLOOD CONTROL - BRIDGE CONSTRUCTION			900,000	900,000
PUBLIC WORKS AGENCY, SPECIAL AVIATION FUND	11,702-	74,638	268,173	268,173
TOTAL PUBLIC WAYS AND FACILITIES	\$ 12,201,691 *	\$ 13,624,579 *	\$ 16,420,048 *	\$ 16,417,048 *
HEALTH AND SANITATION				
HEALTH CARE AGENCY	\$ 19,819	\$ 473,113	\$ 945,218	\$ 837,926
HEALTH CARE AGENCY-FEDERAL REVENUE SHARING				9,158,334
HEALTH CARE AGENCY-DRUG EDUCATION FOR YOU (DEFY)	504,983	597,570	669,473	669,473
DEPARTMENT OF PUBLIC HEALTH, ADMINISTRATION	3,686,730	4,579,182	5,392,573	5,392,573
DEPARTMENT OF PUBLIC HEALTH - ALCOHOLISM DETOXIFICATION	185,977	375,565	405,533	405,533
DEPT. OF PUBLIC HEALTH-ALCOHOLISM DETOX.-WOMEN'S FACILITY			167,496	167,496

COUNTY OF SAN DIEGO FINAL BUDGET
1973-1974
SUMMARY OF COUNTY BUDGET REQUIREMENTS
SCHEDULE 5

BUDGET UNIT GROUPED BY FUNCTION	ACTUAL EXPENDITURES 1971-1972	ACTUAL EXPENDITURES 1972-1973	EXPENDITURE ESTIMATES RECOMMENDED 1973-1974	ADOPTED BY THE BOARD OF SUPERVISORS 1973-1974
HEALTH AND SANITATION - CONTINUED				
DEPARTMENT OF PUBLIC HEALTH, AIR POLLUTION CONTROL	283,927	562,424	823,250	823,250
DEPARTMENT OF PUBLIC HEALTH, ALCOHOLISM CLINIC	240,691	242,470	327,915	327,915
DEPARTMENT OF PUBLIC HEALTH MODEL CITIES - COMP HEALTH CARE	46,301	212,091	676,830	676,830
DEPARTMENT OF MEDICAL INSTITUTIONS, COMMUNITY MENTAL HEALTH	5,634,241	7,474,900	12,588,535	12,588,535
DEPARTMENT OF SANITATION & FLOOD CONTROL	5,587,041	5,472,397	8,510,948	8,530,948
TOTAL HEALTH AND SANITATION	\$ 16,189,710 *	\$ 19,989,712 *	\$ 30,507,771 *	\$ 39,578,813 *
PUBLIC ASSISTANCE				
HUMAN RESOURCES AGENCY	\$ 154,033	\$ 330,171	\$ 379,663	\$ 400,637
HUMAN RESOURCES AGENCY - COMMUNITY AFFAIRS DEPARTMENT			351,722	351,722
HUMAN RESOURCES AGENCY - FEDERAL REVENUE SHARING				9,158,333
DEPARTMENT OF PUBLIC HEALTH, CRIPPLED CHILDREN SERVICES	1,245,235	1,455,896	1,646,538	1,646,538
DEPARTMENT OF PUBLIC WELFARE	20,337,041	27,626,223	32,953,669	32,953,669
DEPARTMENT OF PUBLIC WELFARE - ADOPTIONS	1,102,540	1,187,571	1,666,485	1,666,485
DEPARTMENT OF PUBLIC WELFARE - MODEL CITIES CHILD CARE PROJECT	6,554	87,584	424,298	424,298
DEPARTMENT OF PUBLIC WELFARE STATE CHILD CARE PROJECT			681,434	681,434
DEPARTMENT OF PUBLIC WELFARE, GENERAL RELIEF	2,837,372	3,645,028	4,425,000	3,857,717
DEPARTMENT OF PUBLIC WELFARE MAINTENANCE OF WARDS			328,884	328,884
DEPARTMENT OF PUBLIC WELFARE - OLD AGE SECURITY	19,966,826	18,642,868	9,361,530	9,150,842
DEPARTMENT OF PUBLIC WELFARE, AID TO BLIND	1,620,913	1,674,555	823,644	823,644
DEPT. OF PUB WEL, AID TO FAMILIES WITH DEP CHILD - FAMILY GROUP	48,195,644	46,961,959	50,602,400	49,167,220
DEPT OF PUB WEL, AID TO FAMILIES WITH DEP CHILD - BOARD HOMES INST	3,422,766	3,540,847	3,780,000	3,780,000
DEPARTMENT OF PUBLIC WELFARE, AID TO DISABLED	14,132,028	16,511,090	10,048,248	10,509,815
DEPARTMENT OF PUBLIC WELFARE, SPECIAL SHELTER FUNDS	3,195			
DEPT OF MEDICAL INST, ADMIN, & GENERAL SERVICES	13,429,157	13,966,895	15,160,596	15,160,596
DEPARTMENT OF MEDICAL INSTITUTIONS, S. D. CO - UNIV. HOSP.	103,134	3,103		
DEPARTMENT OF MEDICAL INSTITUTIONS, EDGEWOOD GERIATRIC HOSPITAL	2,875,564	3,414,119	3,583,107	3,583,107
PROBATION DEPARTMENT, MAINTENANCE OF WARDS	962,357	1,087,826	1,137,440	1,137,440
VETERANS SERVICE OFFICER	119,313	154,969	198,455	198,455
PUBLIC EMPLOYMENT PROGRAM TITLE V	202,554	43,180	47,849	47,849
PUBLIC EMPLOYMENT TITLE VI		3,235		
TOTAL PUBLIC ASSISTANCE	\$130,509,958 *	\$140,330,913 *	\$137,600,962 *	\$145,028,685 *
EDUCATION				
COUNTY LIBRARY	\$ 1,770,285	\$ 2,117,820	\$ 2,397,268	\$ 2,553,268
GOVERNMENTAL REFERENCE LIBRARY		21,929	27,343	27,343
FARM ADVISOR	67,309	82,024	101,795	101,795
SPECIAL SCHOOLS	480,130	461,765	351,006	385,311
TOTAL EDUCATION	\$ 2,317,724 *	\$ 2,683,538 *	\$ 2,877,412 *	\$ 3,067,717 *
RECREATION AND CULTURAL SERVICES				
PUBLIC WORKS AGENCY LOCAL PARK DEVELOPMENT	\$ 1,334,064	\$ 1,609,417	\$ 1,210,000	\$ 1,210,000
DEPARTMENT OF PARKS AND RECREATION		365	1,770,404	1,770,404
SAN DIEGO CITY-COUNTY CAMP COMMISSION, HEADQUARTERS & FACILITIES	261,588			
SAN DIEGO CITY-COUNTY CAMPING	488,000			
MUSEUMS AND ZOOS	125,528	124,606	119,430	136,564
TOTAL RECREATION AND CULTURAL SERVICES	\$ 2,209,180 *	\$ 1,734,388 *	\$ 3,099,834 *	\$ 3,116,968 *
DEBT SERVICE				
DEBT SERVICE	\$ 2,583,973	\$ 2,460,661	\$ 2,583,316	\$ 2,583,316
TOTAL DEBT SERVICE	\$ 2,583,973 *	\$ 2,460,661 *	\$ 2,583,316 *	\$ 2,583,316 *
CONTINGENCIES				
CONTINGENCY RESERVE, GENERAL	\$	\$	\$ 3,000,000	\$ 2,288,694
TOTAL CONTINGENCIES	\$	\$	\$ 3,000,000 *	\$ 2,288,694 *
GRAND TOTAL COUNTY BUDGET	\$254,351,808	\$274,217,749	\$342,056,199	\$344,143,627

COUNTY OF SAN DIEGO FINAL BUDGET
1973-1974
REANALYSIS OF COUNTY BUDGET REQUIREMENTS
SCHEDULE 5

	ACTUAL EXPENDITURES 1971-1972	ACTUAL EXPENDITURES 1972-1973	EXPENDITURE ESTIMATES RECOMMENDED 1973-1974	ADOPTED BY THE BOARD OF SUPERVISORS 1973-1974
REANALYSIS BY FUNCTION				
GENERAL	\$ 41,409,134	\$ 35,481,283	\$ 81,096,282	\$ 65,828,111
PUBLIC PROTECTION	46,930,438	57,912,675	64,870,574	66,234,275
PUBLIC WAYS AND FACILITIES	12,201,691	13,624,579	16,420,048	16,417,048
HEALTH AND SANITATION	16,189,710	19,989,712	30,507,771	39,578,813
PUBLIC ASSISTANCE	130,509,958	140,330,913	137,600,962	145,028,685
EDUCATION	2,317,724	2,683,538	2,877,412	3,067,717
RECREATION AND CULTURAL SERVICES	2,209,180	1,734,388	3,099,834	3,116,968
DEBT SERVICE	2,583,973	2,460,661	2,583,316	2,583,316
CONTINGENCIES			3,000,000	2,288,694
TOTAL REANALYSIS BY FUNCTION	\$254,351,808 *	\$274,217,749 *	\$342,056,199 *	\$344,143,627 *
REANALYSIS BY OBJECT OF EXPENDITURE				
SALARIES AND EMPLOYEE BENEFITS	\$111,563,578	\$140,715,014	\$143,294,653	\$143,539,589
SERVICES AND SUPPLIES	42,654,971	47,272,825	91,609,556	91,888,398
OTHER CHARGES	109,016,451	111,583,036	103,803,463	102,872,898
FIXED ASSETS	5,699,856	6,499,266	17,372,379	20,647,800
EXPENDITURE TRANSFERS AND REIMBURSEMENTS	14,583,048-	31,852,392-	17,023,852-	17,093,752-
CONTINGENCIES			3,000,000	2,288,694
TOTAL REANALYSIS BY OBJECT OF EXPENDITURE	\$254,351,808 *	\$274,217,749 *	\$342,056,199 *	\$344,143,627 *
REANALYSIS BY FUND				
COUNTY WIDE FUNDS				
GENERAL FUND	\$237,300,641	\$255,996,401	\$290,608,037	\$294,767,465
ROAD	12,213,393	13,549,941	15,251,875	15,248,875
PARK LANDS DEDICATION			1,210,000	1,210,000
GRAZING LANDS			16,750	16,750
FISH AND GAME	7,218	7,009	20,780	20,780
SAN DIEGO CITY-COUNTY CAMP COM	488,000			
FEDERAL REVENUE SHARING		11,279	29,700,000	27,475,000
SPECIAL AVIATION	11,702-	74,638	268,173	268,173
COUNTY DEBT SERVICE	2,583,973	2,460,661	2,583,316	2,583,316
SUB-TOTAL	\$252,581,523 *	\$272,099,929 *	\$339,658,931 *	\$341,590,359 *
LESS THAN COUNTY WIDE FUNDS				
COUNTY LIBRARY	\$ 1,770,285	\$ 2,117,820	\$ 2,397,268	\$ 2,553,268
SUB-TOTAL	\$ 1,770,285 *	\$ 2,117,820 *	\$ 2,397,268 *	\$ 2,553,268 *
TOTAL REANALYSIS BY FUND	\$254,351,808 *	\$274,217,749 *	\$342,056,199 *	\$344,143,627 *
REANALYSIS BY AGENCY				
GENERAL ADMINISTRATION	\$ 2,587,073	\$ 3,373,785	\$ 33,236,744	\$ 4,912,517
PROGRAM DEVELOPMENT AGENCY	1,110	301,774	361,713	204,537
FISCAL AGENCY	21,619,110	12,266,288	16,879,933	16,105,162
LAW AND JUSTICE AGENCY	26,230,570	33,269,853	36,022,663	36,582,663
HUMAN RESOURCES AGENCY	127,064,699	139,074,504	137,020,858	144,740,587
PUBLIC WORKS AGENCY	36,283,093	40,489,419	61,662,754	74,672,587
ENVIRONMENTAL DEVELOPMENT AGENCY	3,990,476	3,218,776	3,876,625	3,879,625
HEALTH CARE AGENCY	28,071,958	33,351,122	42,635,821	51,686,863
SPECIAL PUBLIC SERVICES AGENCY	8,503,719	8,872,228	10,359,088	11,359,086
TOTAL REANALYSIS BY AGENCY	\$254,351,808 *	\$274,217,749 *	\$342,056,199 *	\$344,143,627 *

AGENCY - GENERAL ADMINISTRATION

COUNTY OF SAN DIEGO FINAL BUDGET

1973-1974
BUDGET UNIT EXPENDITURE DETAIL
SCHEDULE 6

BUDGET UNIT - 0100 BOARD OF SUPERVISORS
FUND - 1001.00 GENERAL FUND

FUNCTION - GENERAL
ACTIVITY - LEGISLATIVE AND ADMINISTRATIVE

EXPENDITURE CLASSIFICATION	EXPENDITURES		APPROPRIATIONS	
	ACTUAL EXPENDITURES 1971-1972	ACTUAL EXPENDITURES 1972-1973	EXPENDITURE ESTIMATES RECOMMENDED 1973-1974	ADOPTED BY THE BOARD OF SUPERVISORS 1973-1974
SALARIES AND EMPLOYEE BENEFITS				
101 SALARIES AND WAGES - PERMANENT	\$ 252,200	\$ 311,545	\$	\$
102 SALARIES AND WAGES - NONPERMANENT	8,186	6,915		
160 RETIREMENT - GENERAL MEMBERS - C.E.R.S.		24,614		
165 RETIREMENT - O.A.S.D.I.		13,370		
170 EMPLOYEE GROUP INSURANCE		4,892		
175 EMPLOYEE COMPENSATION INSURANCE		156		
TOTAL SALARIES AND EMPLOYEE BENEFITS	\$ 260,386 *	\$ 361,492 *	\$	\$ *
SERVICES AND SUPPLIES				
215 COMMUNICATIONS	\$ 366	\$ 558	\$	\$
225 FOOD	18	30		
230 HOUSEHOLD EXPENSE	8	10		
242 INSURANCE - INDIVIDUAL AND BLANKET BONDS		20		
280 MAINTENANCE - EQUIPMENT - AUTOMOTIVE		6		
285 MAINTENANCE - EQUIPMENT OFFICE AND OTHER	504	255		
300 MEMBERSHIPS	24,022	920		
305 MISCELLANEOUS EXPENSE	2,786	542		
310 OFFICE EXPENSE	6,648	7,954		
315 PROFESSIONAL AND SPECIALIZED SERVICES	24,632	44,388		
330 RENTS AND LEASES - EQUIPMENT	29	110		
340 SPECIAL DEPARTMENTAL EXPENSE	441	164		
344 TRANSPORTATION AND TRAVEL-B/S APPROVED		6,382		
345 TRANSPORTATION AND TRAVEL-CAO OR AGY APP		472		
346 TRANSP AND TRAVEL - IN-CITY & NON-TRAVEL	6,229	3,129		
347 TRANSPORTATION AND TRAVEL - EMPLOY AUTO	1,732	4,700		
348 TRANSPORTATION AND TRAVEL - OTHER	175	689		
TOTAL SERVICES AND SUPPLIES	\$ 67,596 *	\$ 70,323 *	\$	\$ *
FIXED ASSETS				
510 EQUIPMENT	\$ 2,128	\$ 2,281	\$	\$
TOTAL FIXED ASSETS	\$ 2,128 *	\$ 2,281 *	\$	\$ *
EXPENDITURE TRANSFERS AND REIMBURSEMENTS				
605 REIMBURSED PROJECTS	\$ 1,050-	\$	\$	\$
TOTAL EXPENDITURE TRANSFERS AND REIMBURSEMENTS	\$ 1,050-*	\$	\$ *	\$ *
TOTAL BUDGET UNIT 0100	\$ 329,060	\$ 434,096	\$	\$

AGENCY - GENERAL ADMINISTRATION

COUNTY OF SAN DIEGO FINAL BUDGET
1973-1974
BUDGET UNIT EXPENDITURE DETAIL
SCHEDULE 6

BUDGET UNIT - 0101 SUPERVISOR, DISTRICT #1
FUND - 1001.00 GENERAL FUND

EXPENDITURE CLASSIFICATION	EXPENDITURES		APPROPRIATIONS	
	ACTUAL EXPENDITURES 1971-1972	ACTUAL EXPENDITURES 1972-1973	EXPENDITURE ESTIMATES RECOMMENDED 1973-1974	ADOPTED BY THE BOARD OF SUPERVISORS 1973-1974
FUNCTION - GENERAL ACTIVITY - LEGISLATIVE AND ADMINISTRATIVE				
SALARIES AND EMPLOYEE BENEFITS				
101 SALARIES AND WAGES - PERMANENT	\$	\$	\$ 71,018	\$ 80,351
102 SALARIES AND WAGES - NONPERMANENT			1,000	2,000
160 RETIREMENT - GENERAL MEMBERS - C.E.R.S.			5,972	5,972
165 RETIREMENT - O.A.S.D.I.			3,627	3,685
170 EMPLOYEE GROUP INSURANCE			1,105	1,105
175 EMPLOYEE COMPENSATION INSURANCE			37	37
TOTAL SALARIES AND EMPLOYEE BENEFITS	\$	* \$	* \$ 82,759	* \$ 93,150
SERVICES AND SUPPLIES				
215 COMMUNICATIONS	\$	\$	\$ 100	\$ 100
285 MAINTENANCE - EQUIPMENT OFFICE AND OTHER			100	130
310 OFFICE EXPENSE			1,900	7,250
325 RENTS & LEASES-STRUCTURES IMPROVE GRNDS				1,500
330 RENTS AND LEASES - EQUIPMENT			348	350
340 SPECIAL DEPARTMENTAL EXPENSE			200	
344 TRANSPORTATION AND TRAVEL-B/S APPROVED				2,800
346 TRANSP AND TRAVEL - IN-CTY & NON-TRAVEL			3,200	1,200
347 TRANSPORTATION AND TRAVEL - EMPLY AUTO			900	
TOTAL SERVICES AND SUPPLIES	\$	* \$	* \$ 6,748	* \$ 13,330
FIXED ASSETS				
510 EQUIPMENT	\$	\$	\$ 1,155	\$ 1,530
NO QUAN DESCRIPTION				
01 LOT MINOR EQUIPMENT			500	340
02 1 DESK, EXECUTIVE			140	425
03 DESK, TYPEWRITER			140	
04 1 METER, POSTAGE			375	
05 1 TRANSCRIBER				201
06 3 RECORDER				564
TOTAL FIXED ASSETS	\$	* \$	* \$ 1,155	* \$ 1,530
TOTAL BUDGET UNIT 0101	\$	\$	\$ 90,662	\$ 108,010

AGENCY - GENERAL ADMINISTRATION

COUNTY OF SAN DIEGO FINAL BUDGET
 1973-1974
 BUDGET UNIT EXPENDITURE DETAIL
 SCHEDULE 6

BUDGET UNIT - 0102 SUPERVISOR, DISTRICT #2
 FUND - 1001.00 GENERAL FUND

FUNCTION - GENERAL
 ACTIVITY - LEGISLATIVE AND ADMINISTRATIVE

EXPENDITURES
 ACTUAL EXPENDITURES 1971-1972 ACTUAL EXPENDITURES 1972-1973 EXPENDITURE ESTIMATES RECOMMENDED 1973-1974 APPROPRIATIONS ADOPTED BY THE BOARD OF SUPERVISORS 1973-1974

EXPENDITURE CLASSIFICATION

EXPENDITURE CLASSIFICATION	ACTUAL EXPENDITURES 1971-1972	ACTUAL EXPENDITURES 1972-1973	EXPENDITURE ESTIMATES RECOMMENDED 1973-1974	APPROPRIATIONS ADOPTED BY THE BOARD OF SUPERVISORS 1973-1974
SALARIES AND EMPLOYEE BENEFITS				
101 SALARIES AND WAGES - PERMANENT	\$	\$	\$ 70,757	\$ 80,417
102 SALARIES AND WAGES - NONPERMANENT			1,000	1,000
160 RETIREMENT - GENERAL MEMBERS - C.E.R.S.			5,951	5,951
165 RETIREMENT - O.A.S.D.I.			3,640	3,640
170 EMPLOYEE GROUP INSURANCE			1,105	1,105
175 EMPLOYEE COMPENSATION INSURANCE			37	37
TOTAL SALARIES AND EMPLOYEE BENEFITS	\$	* \$	* \$ 82,490	* \$ 92,150 *
SERVICES AND SUPPLIES				
215 COMMUNICATIONS	\$	\$	\$ 100	\$ 100
285 MAINTENANCE - EQUIPMENT OFFICE AND OTHER			100	130
310 OFFICE EXPENSE			1,900	7,250
325 RENTS & LEASES-STRUCTURES IMPROVE GRNDS				1,500
330 RENTS AND LEASES - EQUIPMENT			621	600
340 SPECIAL DEPARTMENTAL EXPENSE			200	
344 TRANSPORTATION AND TRAVEL-B/S APPROVED				2,800
346 TRANSP AND TRAVEL - IN-CITY & NON-TRAVEL			3,200	1,200
TOTAL SERVICES AND SUPPLIES	\$	* \$	* \$ 6,121	* \$ 13,580 *
FIXED ASSETS				
510 EQUIPMENT	\$	\$	\$ 525	\$ 1,000
NO. QUAN DESCRIPTION				
01 LOT MINOR EQUIPMENT			150	365
02 METER, POSTAGE			375	
03 1 TYPEWRITER, ELECTRIC				635
TOTAL FIXED ASSETS	\$	* \$	* \$ 525	* \$ 1,000 *
TOTAL BUDGET UNIT 0102	\$	\$	\$ 89,136	\$ 106,730

AGENCY - GENERAL ADMINISTRATION

 COUNTY OF SAN DIEGO FINAL BUDGET
 1973-1974
 BUDGET UNIT EXPENDITURE DETAIL
 SCHEDULE 6

 BUDGET UNIT - 0103 SUPERVISOR, DISTRICT #3
 FUND - 1001.00 GENERAL FUND

EXPENDITURE CLASSIFICATION	EXPENDITURES		APPROPRIATIONS	
	ACTUAL EXPENDITURES 1971-1972	ACTUAL EXPENDITURES 1972-1973	EXPENDITURE ESTIMATES RECOMMENDED 1973-1974	ADOPTED BY THE BOARD OF SUPERVISORS 1973-1974
FUNCTION - GENERAL ACTIVITY - LEGISLATIVE AND ADMINISTRATIVE				
SALARIES AND EMPLOYEE BENEFITS				
101 SALARIES AND WAGES - PERMANENT	\$	\$	\$ 72,900	\$ 80,169
102 SALARIES AND WAGES - NONPERMANENT			1,000	1,000
160 RETIREMENT - GENERAL MEMBERS - C.E.R.S.			6,131	6,131
165 RETIREMENT - D.A.S.D.I.			3,668	3,668
170 EMPLOYEE GROUP INSURANCE			1,105	1,105
175 EMPLOYEE COMPENSATION INSURANCE			38	38
TOTAL SALARIES AND EMPLOYEE BENEFITS	\$	* \$	* \$ 84,842	* \$ 92,111 *
SERVICES AND SUPPLIES				
215 COMMUNICATIONS	\$	\$	\$ 100	\$ 100
285 MAINTENANCE - EQUIPMENT OFFICE AND OTHER			100	130
310 OFFICE EXPENSE			1,900	7,250
325 RENTS & LEASES-STRUCTURES IMPROVE GRNDS				1,500
330 RENTS AND LEASES - EQUIPMENT			108	125
340 SPECIAL DEPARTMENTAL EXPENSE			200	
344 TRANSPORTATION AND TRAVEL-B/S APPROVED				2,800
346 TRANSP AND TRAVEL - IN-CITY & NON-TRAVEL			3,200	1,200
347 TRANSPORTATION AND TRAVEL - EMPLY AUTO			900	
TOTAL SERVICES AND SUPPLIES	\$	* \$	* \$ 6,508	* \$ 13,105 *
FIXED ASSETS				
510 EQUIPMENT	\$	\$	\$ 1,685	\$ 1,400
NO QUAN DESCRIPTION				
01 LOT MINOR EQUIPMENT			500	355
02 1 TYPEWRITER, ELECTRIC			530	635
03 1 DESK, EXECUTIVE			140	
04 1 DESK, TYPEWRITER			140	240
05 1 METER, POSTAGE			375	
06 1 RECORDER				170
TOTAL FIXED ASSETS	\$	* \$	* \$ 1,685	* \$ 1,400 *
TOTAL BUDGET UNIT 0103	\$	\$	\$ 93,035	\$ 106,616

AGENCY - GENERAL ADMINISTRATION

COUNTY OF SAN DIEGO FINAL BUDGET
1973-1974
BUDGET UNIT EXPENDITURE DETAIL
SCHEDULE 6

BUDGET UNIT - 0104 SUPERVISOR, DISTRICT #4
FUND - 1001.00 GENERAL FUND

FUNCTION - GENERAL
ACTIVITY - LEGISLATIVE AND ADMINISTRATIVE

EXPENDITURE CLASSIFICATION	EXPENDITURES		APPROPRIATIONS	
	ACTUAL EXPENDITURES 1971-1972	ACTUAL EXPENDITURES 1972-1973	EXPENDITURE ESTIMATES RECOMMENDED 1973-1974	ADOPTED BY THE BOARD OF SUPERVISORS 1973-1974
SALARIES AND EMPLOYEE BENEFITS				
101 SALARIES AND WAGES - PERMANENT	\$	\$	\$ 70,867	\$ 80,263
102 SALARIES AND WAGES - NONPERMANENT			1,000	1,000
160 RETIREMENT - GENERAL MEMBERS - C.E.R.S.			5,960	5,960
165 RETIREMENT - O.A.S.D.I.			3,785	3,785
170 EMPLOYEE GROUP INSURANCE			1,105	1,105
175 EMPLOYEE COMPENSATION INSURANCE			37	37
TOTAL SALARIES AND EMPLOYEE BENEFITS	\$	* \$	* \$ 82,754	* \$ 92,150 *
SERVICES AND SUPPLIES				
215 COMMUNICATIONS	\$	\$	\$ 100	\$ 100
285 MAINTENANCE - EQUIPMENT OFFICE AND OTHER			100	130
310 OFFICE EXPENSE			1,900	7,250
325 RENTS & LEASES - STRUCTURES IMPROVE GRNDS				1,500
330 RENTS AND LEASES - EQUIPMENT			108	125
340 SPECIAL DEPARTMENTAL EXPENSE			200	
344 TRANSPORTATION AND TRAVEL - B/S APPROVED				2,800
346 TRANSP AND TRAVEL - IN-CITY & NON-TRAVEL			3,200	1,200
347 TRANSPORTATION AND TRAVEL - EMPLY AUTO			1,800	
TOTAL SERVICES AND SUPPLIES	\$	* \$	* \$ 7,408	* \$ 13,105 *
FIXED ASSETS				
510 EQUIPMENT	\$	\$	\$ 525	\$ 1,000
ND QUAN DESCRIPTION				
01 LOT MINOR EQUIPMENT			150	500
02 METER, POSTAGE			375	
03 1 TRANSCRIBER & DICTATING EQUIPMENT				500
TOTAL FIXED ASSETS	\$	* \$	* \$ 525	* \$ 1,000 *
TOTAL BUDGET UNIT 0104	\$	\$	\$ 90,687	\$ 106,255

AGENCY - GENERAL ADMINISTRATION

 COUNTY OF SAN DIEGO FINAL BUDGET
 1973-1974
 BUDGET UNIT EXPENDITURE DETAIL
 SCHEDULE 6

 BUDGET UNIT - 0105 SUPERVISOR, DISTRICT #5
 FUND - 1001.00 GENERAL FUND

EXPENDITURE CLASSIFICATION	EXPENDITURES		APPROPRIATIONS	
	ACTUAL EXPENDITURES 1971-1972	ACTUAL EXPENDITURES 1972-1973	EXPENDITURE ESTIMATES RECOMMENDED 1973-1974	ADOPTED BY THE BOARD OF SUPERVISORS 1973-1974
FUNCTION - GENERAL ACTIVITY - LEGISLATIVE AND ADMINISTRATIVE				
SALARIES AND EMPLOYEE BENEFITS				
101 SALARIES AND WAGES - PERMANENT	\$	\$	\$ 78,152	\$ 82,429
102 SALARIES AND WAGES - NONPERMANENT			1,000	1,000
160 RETIREMENT - GENERAL MEMBERS - C.E.R.S.			5,960	5,960
165 RETIREMENT - O.A.S.D.I.			3,785	3,785
170 EMPLOYEE GROUP INSURANCE			1,105	1,105
175 EMPLOYEE COMPENSATION INSURANCE			37	37
TOTAL SALARIES AND EMPLOYEE BENEFITS	\$	* \$	\$ 90,039 *	\$ 94,316 *
SERVICES AND SUPPLIES				
215 COMMUNICATIONS	\$	\$	\$ 100	\$ 100
285 MAINTENANCE - EQUIPMENT OFFICE AND OTHER			100	130
310 OFFICE EXPENSE			1,900	7,250
325 RENTS & LEASES-STRUCTURES IMPROVE GRNDS				1,500
330 RENTS AND LEASES - EQUIPMENT			108	125
340 SPECIAL DEPARTMENTAL EXPENSE			200	
344 TRANSPORTATION AND TRAVEL-B/S APPROVED				2,800
346 TRANSP AND TRAVEL - IN-CITY & NON-TRAVEL			3,200	1,200
TOTAL SERVICES AND SUPPLIES	\$	* \$	\$ 5,608 *	\$ 13,105 *
FIXED ASSETS				
510 EQUIPMENT	\$	\$	\$ 525	\$ 850
NO QUAN DESCRIPTION				
01 LOT MINOR EQUIPMENT			150	215
02 METER, POSTAGE			375	
03 1 TYPEWRITER, ELECTRIC				635
TOTAL FIXED ASSETS	\$	* \$	\$ 525 *	\$ 850 *
TOTAL BUDGET UNIT 0105	\$	\$	\$ 96,172	\$ 108,271

AGENCY - GENERAL ADMINISTRATION

COUNTY OF SAN DIEGO FINAL BUDGET

1973-1974
BUDGET UNIT EXPENDITURE DETAIL
SCHEDULE 6

BUDGET UNIT - 0106 BOARD OF SUPERVISORS, GENERAL
FUND - 1001.00 GENERAL FUND

FUNCTION - GENERAL
ACTIVITY - LEGISLATIVE AND ADMINISTRATIVE

EXPENDITURE CLASSIFICATION	EXPENDITURES		APPROPRIATIONS	
	ACTUAL EXPENDITURES 1971-1972	ACTUAL EXPENDITURES 1972-1973	EXPENDITURE ESTIMATES RECOMMENDED 1973-1974	ADOPTED BY THE BOARD OF SUPERVISORS 1973-1974
SALARIES AND EMPLOYEE BENEFITS				
101 SALARIES AND WAGES - PERMANENT	\$	\$	\$ 24,981	\$ 23,668
102 SALARIES AND WAGES - NONPERMANENT			5,000	5,000
160 RETIREMENT - GENERAL MEMBERS - C.E.R.S.			2,053	2,053
165 RETIREMENT - O.A.S.D.I.			1,317	1,317
170 EMPLOYEE GROUP INSURANCE			442	442
175 EMPLOYEE COMPENSATION INSURANCE			15	15
TOTAL SALARIES AND EMPLOYEE BENEFITS	\$	* \$	* \$ 33,808	* \$ 32,495 *
SERVICES AND SUPPLIES				
215 COMMUNICATIONS	\$	\$	\$	\$ 50
285 MAINTENANCE - EQUIPMENT OFFICE AND OTHER			100	130
305 MISCELLANEOUS EXPENSE			500	
310 OFFICE EXPENSE			2,500	3,600
340 SPECIAL DEPARTMENTAL EXPENSE			2,393	
344 TRANSPORTATION AND TRAVEL-B/S APPROVED			2,000	1,500
346 TRANSP AND TRAVEL - IN-CITY & NON-TRAVEL			4,000	1,000
347 TRANSPORTATION AND TRAVEL - EMPLOY AUTO			900	5,400
TOTAL SERVICES AND SUPPLIES	\$	* \$	* \$ 7,607	* \$ 11,680 *
FIXED ASSETS				
510 EQUIPMENT	\$	\$	\$ 585	\$ 585
NO. QUAN DESCRIPTION				
01 LOT MINOR EQUIPMENT			585	235
02 1 POSTAGE METER		/		350
TOTAL FIXED ASSETS	\$	* \$	* \$ 585	* \$ 585 *
TOTAL BUDGET UNIT 0106	\$	\$	\$ 42,000	\$ 44,760

AGENCY - GENERAL ADMINISTRATION

COUNTY OF SAN DIEGO FINAL BUDGET
1973-1974
BUDGET UNIT EXPENDITURE DETAIL
SCHEDULE 6

BUDGET UNIT - 0130 CLERK, BOARD OF SUPERVISORS
FUND - 1001.00 GENERAL FUND

EXPENDITURE CLASSIFICATION	EXPENDITURES		APPROPRIATIONS	
	ACTUAL EXPENDITURES 1971-1972	ACTUAL EXPENDITURES 1972-1973	EXPENDITURE ESTIMATES RECOMMENDED 1973-1974	ADOPTED BY THE BOARD OF SUPERVISORS 1973-1974
FUNCTION - GENERAL ACTIVITY - LEGISLATIVE AND ADMINISTRATIVE				
SALARIES AND EMPLOYEE BENEFITS				
101 SALARIES AND WAGES - PERMANENT	\$ 318,763	\$ 319,318	\$ 357,408	\$ 357,408
102 SALARIES AND WAGES - NONPERMANENT	3,511	6,058	8,273	8,273
160 RETIREMENT - GENERAL MEMBERS - C.E.R.S.		25,127	27,215	27,215
165 RETIREMENT - O.A.S.D.I.		15,647	18,340	18,340
170 EMPLOYEE GROUP INSURANCE		7,701	11,897	11,897
175 EMPLOYEE COMPENSATION INSURANCE		160	183	183
190 SALARY SAVINGS			5,000-	5,000-
TOTAL SALARIES AND EMPLOYEE BENEFITS	\$ 322,274 *	\$ 374,011 *	\$ 418,316 *	\$ 418,316 *
SERVICES AND SUPPLIES				
285 MAINTENANCE - EQUIPMENT OFFICE AND OTHER	\$ 572	\$ 698	\$ 1,100	\$ 1,100
300 MEMBERSHIPS	95	75	95	95
305 MISCELLANEOUS EXPENSE	15	386		
310 OFFICE EXPENSE	13,971	15,382	15,500	15,500
315 PROFESSIONAL AND SPECIALIZED SERVICES	1,212	113	1,800	1,800
320 PUBLICATIONS AND LEGAL NOTICES	50,872	47,006	57,000	57,000
330 RENTS AND LEASES - EQUIPMENT	17,644	23,421	24,500	24,500
344 TRANSPORTATION AND TRAVEL - B/S APPROVED		172		
346 TRANSP AND TRAVEL - IN-CTY & NON-TRAVEL		29	235	235
347 TRANSPORTATION AND TRAVEL - EMPLY AUTO	2,270	1,518	2,500	2,500
TOTAL SERVICES AND SUPPLIES	\$ 86,651 *	\$ 88,800 *	\$ 102,730 *	\$ 102,730 *
FIXED ASSETS				
510 EQUIPMENT	\$ 6,260	\$ 6,755	\$ 4,875	\$ 4,875
NO QUAN DESCRIPTION				
01 LOT MINOR EQUIPMENT			1,175	1,175
02 5 TYPEWRITER			2,800	2,800
03 1 DESK UNIT			350	350
04 1 DICTATING MACHINE-MAGNETIC BELT			550	550
TOTAL FIXED ASSETS	\$ 6,260 *	\$ 6,755 *	\$ 4,875 *	\$ 4,875 *
EXPENDITURE TRANSFERS AND REIMBURSEMENTS				
605 REIMBURSED PROJECTS	\$ 2,660-	\$	\$	\$
TOTAL EXPENDITURE TRANSFERS AND REIMBURSEMENTS	\$ 2,660-*	\$ *	\$ *	\$ *
TOTAL BUDGET UNIT 0130	\$ 412,525	\$ 469,566	\$ 525,921	\$ 525,921

AGENCY - GENERAL ADMINISTRATION

COUNTY OF SAN DIEGO FINAL BUDGET
1973-1974
BUDGET UNIT EXPENDITURE DETAIL
SCHEDULE 6

BUDGET UNIT - 0200 CHIEF ADMINISTRATIVE OFFICER
FUND - 1001.00 GENERAL FUND

FUNCTION - GENERAL
ACTIVITY - LEGISLATIVE AND ADMINISTRATIVE

EXPENDITURE CLASSIFICATION	EXPENDITURES		APPROPRIATIONS	
	ACTUAL EXPENDITURES 1971-1972	ACTUAL EXPENDITURES 1972-1973	EXPENDITURE ESTIMATES RECOMMENDED 1973-1974	ADOPTED BY THE BOARD OF SUPERVISORS 1973-1974
SALARIES AND EMPLOYEE BENEFITS				
101 SALARIES AND WAGES - PERMANENT	\$ 415,406	\$ 186,686	\$ 142,186	\$ 142,186
102 SALARIES AND WAGES - NONPERMANENT	44,970	10,443	7,599	7,599
160 RETIREMENT - GENERAL MEMBERS - C.E.R.S.		13,436	12,483	12,483
165 RETIREMENT - O.A.S.D.I.		4,840	5,224	5,224
170 EMPLOYEE GROUP INSURANCE		1,978	1,768	1,768
175 EMPLOYEE COMPENSATION INSURANCE		96	79	79
TOTAL SALARIES AND EMPLOYEE BENEFITS	\$ 460,376 *	\$ 217,479 *	\$ 169,339 *	\$ 169,339 *
SERVICES AND SUPPLIES				
215 COMMUNICATIONS	\$	\$ 1,135	\$	\$
285 MAINTENANCE - EQUIPMENT OFFICE AND OTHER	385	63		
290 MAINTENANCE-STRUCTURES IMPROVE GROUNDS	578	106		
300 MEMBERSHIPS	701	699	600	600
305 MISCELLANEOUS EXPENSE	11,151	751	500	500
310 OFFICE EXPENSE	7,257	2,209	4,535	4,535
315 PROFESSIONAL AND SPECIALIZED SERVICES	62,975	6,967		
325 RENTS & LEASES-STRUCTURES IMPROVE GRNDS	1,905	164		
330 RENTS AND LEASES - EQUIPMENT	4,095			
340 SPECIAL DEPARTMENTAL EXPENSE	31,623	3,835		
344 TRANSPORTATION AND TRAVEL-B/S APPROVED		1,479		
345 TRANSPORTATION AND TRAVEL-CAO DR AGY APP		1,223		
346 TRANSP AND TRAVEL - IN-CTY & NON-TRAVEL	8,840	3,503	1,115	1,115
347 TRANSPORTATION AND TRAVEL - EMPLOY AUTO	3,956	555	1,250	1,250
348 TRANSPORTATION AND TRAVEL - OTHER	286	2		
TOTAL SERVICES AND SUPPLIES	\$ 133,752 *	\$ 22,691 *	\$ 8,000 *	\$ 8,000 *
FIXED ASSETS				
510 EQUIPMENT	\$ 5,874	\$ 4,191	\$ 1,100	\$ 1,100
NO QUAN DESCRIPTION				
01 LOT MINOR EQUIPMENT			1,100	1,100
TOTAL FIXED ASSETS	\$ 5,874 *	\$ 4,191 *	\$ 1,100 *	\$ 1,100 *
EXPENDITURE TRANSFERS AND REIMBURSEMENTS				
600 COSTS APPLIED	\$ 6,111-	\$	\$	\$
605 REIMBURSED PROJECTS	9,752-			
TOTAL EXPENDITURE TRANSFERS AND REIMBURSEMENTS	\$ 15,863-*	\$ *	\$ *	\$ *
TOTAL BUDGET UNIT 0200	\$ 584,139	\$ 244,361	\$ 178,439	\$ 178,439

AGENCY - GENERAL ADMINISTRATION

COUNTY OF SAN DIEGO FINAL BUDGET
1973-1974
BUDGET UNIT EXPENDITURE DETAIL
SCHEDULE 6BUDGET UNIT - 0205 CAO-FEDERAL REVENUE SHARING
FUND - 1270.00 FEDERAL REVENUE SHARINGFUNCTION - GENERAL
ACTIVITY - LEGISLATIVE AND ADMINISTRATIVE

EXPENDITURE CLASSIFICATION	EXPENDITURES		APPROPRIATIONS	
	ACTUAL EXPENDITURES 1971-1972	ACTUAL EXPENDITURES 1972-1973	EXPENDITURE ESTIMATES RECOMMENDED 1973-1974	ADOPTED BY THE BOARD OF SUPERVISORS 1973-1974
SERVICES AND SUPPLIES				
340 SPECIAL DEPARTMENTAL EXPENSE	\$	\$	\$ 29,700,000	\$
TOTAL SERVICES AND SUPPLIES	\$	\$	\$ 29,700,000	\$
OTHER CHARGES				
453 CONTRIBUTIONS TO OTHER AGENCIES	\$	\$ 11,279	\$	\$
TOTAL OTHER CHARGES	\$	\$ 11,279	\$	\$
TOTAL BUDGET UNIT 0205	\$	\$ 11,279	\$ 29,700,000	\$

AGENCY - GENERAL ADMINISTRATION

COUNTY OF SAN DIEGO FINAL BUDGET
1973-1974
BUDGET UNIT EXPENDITURE DETAIL
SCHEDULE 6

BUDGET UNIT - 0210 C.A.O. - PUBLIC INFORMATION PROGRAM
FUND - 1001.00 GENERAL FUND

FUNCTION - GENERAL
ACTIVITY - LEGISLATIVE AND ADMINISTRATIVE

EXPENDITURE CLASSIFICATION	EXPENDITURES		APPROPRIATIONS	
	ACTUAL EXPENDITURES 1971-1972	ACTUAL EXPENDITURES 1972-1973	EXPENDITURE ESTIMATES RECOMMENDED 1973-1974	ADOPTED BY THE BOARD OF SUPERVISORS 1973-1974
SALARIES AND EMPLOYEE BENEFITS				
101 SALARIES AND WAGES - PERMANENT	\$	\$ 74,231	\$ 103,834	\$ 103,834
102 SALARIES AND WAGES - NONPERMANENT		11,020	2,860	2,860
160 RETIREMENT - GENERAL MEMBERS - C.E.R.S.		6,260	8,290	8,290
165 RETIREMENT - O.A.S.O.I.		3,726	4,954	4,954
170 EMPLOYEE GROUP INSURANCE		1,270	1,768	1,768
175 EMPLOYEE COMPENSATION INSURANCE		42	52	52
190 SALARY SAVINGS			8,000-	8,000-
TOTAL SALARIES AND EMPLOYEE BENEFITS	\$	* \$ 96,549 *	\$ 113,758 *	\$ 113,758 *
SERVICES AND SUPPLIES				
210 CLOTHING AND PERSONAL SUPPLIES	\$	\$ 15	\$	\$
230 HOUSEHOLD EXPENSE		10		
285 MAINTENANCE - EQUIPMENT OFFICE AND OTHER		25		
300 MEMBERSHIPS		96	146	146
305 MISCELLANEOUS EXPENSE		7	500	500
310 OFFICE EXPENSE		3,657		
315 PROFESSIONAL AND SPECIALIZED SERVICES		49	48,050	48,050
340 SPECIAL DEPARTMENTAL EXPENSE		25,060	3,500	3,500
344 TRANSPORTATION AND TRAVEL - B/S APPROVED		585		
345 TRANSPORTATION AND TRAVEL - CAO OR AGY APP		445		
346 TRANSP AND TRAVEL - IN-CITY & NON-TRAVEL		34	1,104	1,104
347 TRANSPORTATION AND TRAVEL - EMPLY AUTO		2,256	2,500	2,500
348 TRANSPORTATION AND TRAVEL - OTHER		11		
TOTAL SERVICES AND SUPPLIES	\$	* \$ 32,250 *	\$ 55,800 *	\$ 55,800 *
FIXED ASSETS				
510 EQUIPMENT	\$	\$ 10,671	\$ 978	\$ 978
NO QUAN DESCRIPTION				
01 2 PROJECTORS, SLIDE			370	370
02 1 CAMERA			124	124
03 1 ELECTRONIC FLASH			128	128
04 1 SCREEN, PORTABLE, LARGE			157	157
05 1 TAPE, SLIDE SYNCHRONIZER			199	199
TOTAL FIXED ASSETS	\$	* \$ 10,671 *	\$ 978 *	\$ 978 *
TOTAL BUDGET UNIT 0210	\$	\$ 139,470	\$ 170,536	\$ 170,536

AGENCY - GENERAL ADMINISTRATION

COUNTY OF SAN DIEGO FINAL BUDGET
1973-1974
BUDGET UNIT EXPENDITURE DETAIL
SCHEDULE 6

BUDGET UNIT - 0220 C.A.O. - LEGISLATIVE PROGRAM
FUND - 1001.00 GENERAL FUND

EXPENDITURE CLASSIFICATION	EXPENDITURES		APPROPRIATIONS	
	ACTUAL EXPENDITURES 1971-1972	ACTUAL EXPENDITURES 1972-1973	EXPENDITURE ESTIMATES RECOMMENDED 1973-1974	ADOPTED BY THE BOARD OF SUPERVISORS 1973-1974
SALARIES AND EMPLOYEE BENEFITS				
101 SALARIES AND WAGES - PERMANENT	\$	\$ 70,954	\$ 79,323	\$ 79,323
102 SALARIES AND WAGES - NONPERMANENT		9,260	11,727	11,727
160 RETIREMENT - GENERAL MEMBERS - C.E.R.S.		5,962	6,150	6,150
165 RETIREMENT - O.A.S.D.I.		2,710	3,129	3,129
170 EMPLOYEE GROUP INSURANCE		848	884	884
175 EMPLOYEE COMPENSATION INSURANCE		39	43	43
190 SALARY SAVINGS			5,000-	5,000-
TOTAL SALARIES AND EMPLOYEE BENEFITS	\$	* \$ 89,773 *	\$ 96,256 *	\$ 96,256 *
SERVICES AND SUPPLIES				
215 COMMUNICATIONS	\$	\$ 3,327	\$ 800	\$ 800
305 MISCELLANEOUS EXPENSE		8,017		
310 OFFICE EXPENSE		2,388		
315 PROFESSIONAL AND SPECIALIZED SERVICES		74,673	84,582	84,582
325 RENTS & LEASES-STRUCTURES IMPROVE GRNDS		1,831		
330 RENTS AND LEASES - EQUIPMENT		413		
340 SPECIAL DEPARTMENTAL EXPENSE			19,100	19,100
344 TRANSPORTATION AND TRAVEL-B/S APPROVED		3,465		
345 TRANSPORTATION AND TRAVEL-CAO OR AGY APP		3,271		
346 TRANSP AND TRAVEL - IN-CITY & NON-TRAVEL		162	7,900	7,900
347 TRANSPORTATION AND TRAVEL - EMPLOY AUTO		159		
348 TRANSPORTATION AND TRAVEL - OTHER		377		
TOTAL SERVICES AND SUPPLIES	\$	* \$ 98,083 *	\$ 112,382 *	\$ 112,382 *
FIXED ASSETS				
510 EQUIPMENT	\$	\$ 154	\$ 220	\$ 220
NO QUAN DESCRIPTION				
01 LOT MINOR EQUIPMENT			220	220
TOTAL FIXED ASSETS	\$	* \$ 154 *	\$ 220 *	\$ 220 *
TOTAL BUDGET UNIT 0220	\$	\$ 188,010	\$ 208,858	\$ 208,858

AGENCY - GENERAL ADMINISTRATION

COUNTY OF SAN DIEGO FINAL BUDGET
 1973-1974
 BUDGET UNIT EXPENDITURE DETAIL
 SCHEDULE 6

BUDGET UNIT - 0230 C.A.O. - CRIMINAL JUSTICE PLANNING
 FUND - 1001.00 GENERAL FUND

FUNCTION - GENERAL
 ACTIVITY - LEGISLATIVE AND ADMINISTRATIVE

EXPENDITURE CLASSIFICATION	EXPENDITURES		APPROPRIATIONS	
	ACTUAL EXPENDITURES 1971-1972	ACTUAL EXPENDITURES 1972-1973	EXPENDITURE ESTIMATES RECOMMENDED 1973-1974	ADOPTED BY THE BOARD OF SUPERVISORS 1973-1974
SALARIES AND EMPLOYEE BENEFITS				
101 SALARIES AND WAGES - PERMANENT	\$	\$ 58,535	\$ 79,414	\$ 79,414
102 SALARIES AND WAGES - NONPERMANENT		2,064	12,337	12,337
160 RETIREMENT - GENERAL MEMBERS - C.E.R.S.		5,058	5,916	5,916
165 RETIREMENT - D.A.S.D.I.		2,682	4,230	4,230
170 EMPLOYEE GROUP INSURANCE		966	1,105	1,105
175 EMPLOYEE COMPENSATION INSURANCE		30	42	42
190 SALARY SAVINGS			8,000-	8,000-
TOTAL SALARIES AND EMPLOYEE BENEFITS	\$	* \$ 69,335 *	\$ 95,044 *	\$ 95,044 *
SERVICES AND SUPPLIES				
215 COMMUNICATIONS	\$	\$ 115	\$	\$
310 OFFICE EXPENSE		1,464	5,952	5,952
330 RENTS AND LEASES - EQUIPMENT		1,056	360	360
340 SPECIAL DEPARTMENTAL EXPENSE			500	500
345 TRANSPORTATION AND TRAVEL-CAO OR AGY APP		1,380		
346 TRANSP AND TRAVEL - IN-CTY & NON-TRAVEL		376	3,800	3,800
347 TRANSPORTATION AND TRAVEL - EMPLY AUTO		218	1,200	1,200
348 TRANSPORTATION AND TRAVEL - OTHER		7		
TOTAL SERVICES AND SUPPLIES	\$	* \$ 4,616 *	\$ 11,812 *	\$ 11,812 *
FIXED ASSETS				
510 EQUIPMENT	\$	\$ 3,221	\$ 390	\$ 390
NO QUAN DESCRIPTION				
01 1 TAPE RECORDER			150	150
02 2 BOOKCASE			90	90
03 2 FAN			150	150
TOTAL FIXED ASSETS	\$	* \$ 3,221 *	\$ 390 *	\$ 390 *
TOTAL BUDGET UNIT 0230	\$	\$ 77,172	\$ 107,246	\$ 107,246

AGENCY - GENERAL ADMINISTRATION

COUNTY OF SAN DIEGO FINAL BUDGET
1973-1974
BUDGET UNIT EXPENDITURE DETAIL
SCHEDULE 6

BUDGET UNIT - 0240 COMPREHENSIVE PLANNING ORGANIZATION-ADMINISTRATION
FUND - 1001.00 GENERAL FUND

FUNCTION - GENERAL
ACTIVITY - LEGISLATIVE AND ADMINISTRATIVE

EXPENDITURE CLASSIFICATION	EXPENDITURES		APPROPRIATIONS	
	ACTUAL EXPENDITURES 1971-1972	ACTUAL EXPENDITURES 1972-1973	EXPENDITURE ESTIMATES RECOMMENDED 1973-1974	ADOPTED BY THE BOARD OF SUPERVISORS 1973-1974
SALARIES AND EMPLOYEE BENEFITS				
101 SALARIES AND WAGES - PERMANENT	\$	\$ 133,997	\$	\$
102 SALARIES AND WAGES - NONPERMANENT		10,962		
160 RETIREMENT - GENERAL MEMBERS - C.E.R.S.		10,071		
165 RETIREMENT - O.A.S.D.I.		3,170		
170 EMPLOYEE GROUP INSURANCE		2,062		
175 EMPLOYEE COMPENSATION INSURANCE		148		
TOTAL SALARIES AND EMPLOYEE BENEFITS	\$ *	\$ 160,410 *	\$ *	\$ *
SERVICES AND SUPPLIES				
285 MAINTENANCE - EQUIPMENT OFFICE AND OTHER	\$	\$ 9	\$	\$
310 OFFICE EXPENSE		652		
330 RENTS AND LEASES - EQUIPMENT		1,733		
340 SPECIAL DEPARTMENTAL EXPENSE		688		
345 TRANSPORTATION AND TRAVEL-CAO OR AGY APP		165		
346 TRANSP AND TRAVEL - IN-CITY & NON-TRAVEL		84		
347 TRANSPORTATION AND TRAVEL - EMPLOY AUTO		39		
TOTAL SERVICES AND SUPPLIES	\$ *	\$ 3,370 *	\$ *	\$ *
TOTAL BUDGET UNIT 0240	\$	\$ 163,780	\$	\$

AGENCY - GENERAL ADMINISTRATION

COUNTY OF SAN DIEGO FINAL BUDGET

1973-1974
BUDGET UNIT EXPENDITURE DETAIL
SCHEDULE 6

BUDGET UNIT - 0241 COMPREHENSIVE PLANNING ORGANIZATION-DIRECT PROGRAM COSTS
FUND - 1001.00 GENERAL FUND

FUNCTION - GENERAL
ACTIVITY - LEGISLATIVE AND ADMINISTRATIVE

EXPENDITURES
ACTUAL EXPENDITURES 1971-1972 ACTUAL EXPENDITURES 1972-1973 EXPENDITURE ESTIMATES RECOMMENDED 1973-1974 APPROPRIATIONS ADOPTED BY THE BOARD OF SUPERVISORS 1973-1974

EXPENDITURE CLASSIFICATION

EXPENDITURE CLASSIFICATION	ACTUAL EXPENDITURES 1971-1972	ACTUAL EXPENDITURES 1972-1973	EXPENDITURE ESTIMATES RECOMMENDED 1973-1974	APPROPRIATIONS ADOPTED BY THE BOARD OF SUPERVISORS 1973-1974
SERVICES AND SUPPLIES				
285 MAINTENANCE - EQUIPMENT OFFICE AND OTHER	\$	\$	\$	\$
310 OFFICE EXPENSE		81		
315 PROFESSIONAL AND SPECIALIZED SERVICES		424		
330 RENTS AND LEASES - EQUIPMENT		23,771		
340 SPECIAL DEPARTMENTAL EXPENSE		229		
345 TRANSPORTATION AND TRAVEL-CAO OR AGY APP		41,700		
347 TRANSPORTATION AND TRAVEL - EMPLOY AUTO		553		
TOTAL SERVICES AND SUPPLIES	\$	\$ 66,769	\$	\$ *
TOTAL BUDGET UNIT 0241	\$	\$ 66,769	\$	\$ *

AGENCY - GENERAL ADMINISTRATION

COUNTY OF SAN DIEGO FINAL BUDGET

1973-1974
BUDGET UNIT EXPENDITURE DETAIL
SCHEDULE 6BUDGET UNIT - 0250 GENERAL ADMINISTRATION-SPECIAL PROJECTS
FUND - 1001.00 GENERAL FUND

EXPENDITURE CLASSIFICATION	EXPENDITURES		APPROPRIATIONS	
	ACTUAL EXPENDITURES 1971-1972	ACTUAL EXPENDITURES 1972-1973	EXPENDITURE ESTIMATES RECOMMENDED 1973-1974	ADOPTED BY THE BOARD OF SUPERVISORS 1973-1974
SERVICES AND SUPPLIES				
300 MEMBERSHIPS	\$	\$ 540	\$	\$
305 MISCELLANEOUS EXPENSE	3,563			
310 OFFICE EXPENSE	273			
315 PROFESSIONAL AND SPECIALIZED SERVICES	20,697	31,904		
325 RENTS & LEASES-STRUCTURES IMPROVE GRNDS	144			
330 RENTS AND LEASES - EQUIPMENT	128			
340 SPECIAL DEPARTMENTAL EXPENSE	77,872	14,613	87,635	1,384,458
P01 INDEPENDENT AUDIT			50,500	50,500
P02 MEMBERSHIPS			37,135	37,135
P03 SWIMMING POOLS				200,000
P04 CONVERSION OF VEHICLES TO LNG				250,000
P05 COMPREHENSIVE HEALTH PLANNING				36,000
P06 PROGRAM EVALUATION-B/S				250,000
P07 FREEWAY PATROL				50,000
P08 MANAGEMENT PLANNING & EVALUATION-HRA				55,809
P09 HEALTH PROGRAMS EVALUATION-HEALTH				71,292
P10 ARMS PROGRAM				133,250
P11 TRANSPORTATION CONSULTANT				20,000
P12 ABANDONED VEHICLE PROGRAM				90,000
P13 CSAC CO MODERNIZATION COMM				6,172
P14 SAN DIEGO CENTER CITY STUDY				15,000
P15 RESIDENT FACILITIES CLASS PROPOSAL				44,300
P16 SPAY CLINIC				75,000
346 TRANSP AND TRAVEL - IN-CITY & NON-TRAVEL	1,512	410		
348 TRANSPORTATION AND TRAVEL - OTHER	60			
TOTAL SERVICES AND SUPPLIES	\$ 104,249 *	\$ 47,467 *	\$ 87,635 *	\$ 1,384,458 *
TOTAL BUDGET UNIT 0250	\$ 104,249	\$ 47,467	\$ 87,635	\$ 1,384,458

AGENCY - GENERAL ADMINISTRATION

COUNTY OF SAN DIEGO FINAL BUDGET
1973-1974
BUDGET UNIT EXPENDITURE DETAIL
SCHEDULE 6

BUDGET UNIT - 0800 COUNTY COUNSEL
FUND - 1001.00 GENERAL FUND

FUNCTION - GENERAL
ACTIVITY - COUNSEL

EXPENDITURE CLASSIFICATION	EXPENDITURES		APPROPRIATIONS	
	ACTUAL EXPENDITURES 1971-1972	ACTUAL EXPENDITURES 1972-1973	EXPENDITURE ESTIMATES RECOMMENDED 1973-1974	ADOPTED BY THE BOARD OF SUPERVISORS 1973-1974
SALARIES AND EMPLOYEE BENEFITS				
101 SALARIES AND WAGES - PERMANENT	\$ 471,947	\$ 542,601	\$ 628,233	\$ 628,233
102 SALARIES AND WAGES - NONPERMANENT	4,927	5,623	9,632	9,632
160 RETIREMENT - GENERAL MEMBERS - C.E.R.S.		44,560	48,842	48,842
165 RETIREMENT - O.A.S.D.I.		19,035	25,604	25,604
170 EMPLOYEE GROUP INSURANCE		7,806	8,619	8,619
175 EMPLOYEE COMPENSATION INSURANCE		269	306	306
TOTAL SALARIES AND EMPLOYEE BENEFITS	\$ 476,874 *	\$ 619,894 *	\$ 721,236 *	\$ 721,236 *
SERVICES AND SUPPLIES				
215 COMMUNICATIONS	\$ 9	\$ 4	\$	\$
230 HOUSEHOLD EXPENSE				
285 MAINTENANCE - EQUIPMENT OFFICE AND OTHER	718	251	600	600
300 MEMBERSHIPS	50	100	1,745	1,745
310 OFFICE EXPENSE	5,474	4,247	6,825	6,825
314 E. D. P. COSTS	5,501	4,436	4,685	4,685
315 PROFESSIONAL AND SPECIALIZED SERVICES	7,084	4,204	11,000	11,000
320 PUBLICATIONS AND LEGAL NOTICES	1,479	1,777	2,600	2,600
330 RENTS AND LEASES - EQUIPMENT	8,634	15,248	15,420	15,420
340 SPECIAL DEPARTMENTAL EXPENSE	6,258	10,491	8,000	8,000
344 TRANSPORTATION AND TRAVEL - B/S APPROVED		1,149		
345 TRANSPORTATION AND TRAVEL - CAO OR AGY APP		2,756		
346 TRANSP AND TRAVEL - IN-CITY & NON-TRAVEL	2,609	166	4,110	4,110
347 TRANSPORTATION AND TRAVEL - EMPLOY AUTO	515	652	800	800
348 TRANSPORTATION AND TRAVEL - OTHER	296	572	558	558
TOTAL SERVICES AND SUPPLIES	\$ 38,627 *	\$ 46,053 *	\$ 56,343 *	\$ 56,343 *
FIXED ASSETS				
510 EQUIPMENT	\$ 3,309	\$ 3,312	\$ 4,995	\$ 4,995
NO QUAN DESCRIPTION				
01 LOT MINOR EQUIPMENT			1,750	1,750
02 4 TYPEWRITERS			2,500	2,500
03 2 DESK, EXECUTIVE			350	350
04 1 DESK, TYPEWRITER			175	175
05 1 ADDING MACHINE			220	220
TOTAL FIXED ASSETS	\$ 3,309 *	\$ 3,312 *	\$ 4,995 *	\$ 4,995 *
TOTAL BUDGET UNIT 0800	\$ 518,810	\$ 669,259	\$ 782,574	\$ 782,574

AGENCY - GENERAL ADMINISTRATION

 COUNTY OF SAN DIEGO FINAL BUDGET
 1973-1974
 BUDGET UNIT EXPENDITURE DETAIL
 SCHEDULE 6

 BUDGET UNIT - 0900 CIVIL SERVICE AND PERSONNEL
 FUND - 1001.00 GENERAL FUND

 FUNCTION - GENERAL
 ACTIVITY - PERSONNEL

EXPENDITURE CLASSIFICATION	EXPENDITURES		APPROPRIATIONS	
	ACTUAL EXPENDITURES 1971-1972	ACTUAL EXPENDITURES 1972-1973	EXPENDITURE ESTIMATES RECOMMENDED 1973-1974	ADOPTED BY THE BOARD OF SUPERVISORS 1973-1974
SALARIES AND EMPLOYEE BENEFITS				
101 SALARIES AND WAGES - PERMANENT	\$ 519,914	\$ 542,084	\$ 671,560	\$ 671,560
102 SALARIES AND WAGES - NONPERMANENT	45,356	76,759	52,260	52,260
160 RETIREMENT - GENERAL MEMBERS - C.E.R.S.		45,302	51,932	51,932
165 RETIREMENT - O.A.S.D.I.		24,635	32,574	32,574
170 EMPLOYEE GROUP INSURANCE		9,852	12,037	12,037
175 EMPLOYEE COMPENSATION INSURANCE		30	343	343
190 SALARY SAVINGS			50,000-	50,000-
TOTAL SALARIES AND EMPLOYEE BENEFITS	\$ 565,270 *	\$ 698,662 *	\$ 770,706 *	\$ 770,706 *
SERVICES AND SUPPLIES				
215 COMMUNICATIONS				
243 INSURANCE - WORKMEN'S COMPENSATION		\$ 51	\$ 50	\$ 50
262 JURY AND WITNESS EXPENSE - WITNESS	208-			
285 MAINTENANCE - EQUIPMENT OFFICE AND OTHER	20-			
300 MEMBERSHIPS	608	634	1,200	1,200
305 MISCELLANEOUS EXPENSE	723	805	809	809
310 OFFICE EXPENSE	245			
314 E. D. P. COSTS	22,100	17,040	21,300	21,300
315 PROFESSIONAL AND SPECIALIZED SERVICES	17,588	50,879	64,474	64,474
320 PUBLICATIONS AND LEGAL NOTICES	19,565	40,930	48,350	48,350
325 RENTS & LEASES-STRUCTURES IMPROVE GRNDS	5,501	6,443	7,000	7,000
330 RENTS AND LEASES - EQUIPMENT	994	874	3,900	3,900
340 SPECIAL DEPARTMENTAL EXPENSE	3,145	4,705	5,440	5,440
344 TRANSPORTATION AND TRAVEL-B/S APPROVED	19,907	23,432	30,200	30,200
345 TRANSPORTATION AND TRAVEL-CAO OR AGY APP		3,690		
346 TRANSP AND TRAVEL - IN-CITY & NON-TRAVEL		712		
347 TRANSPORTATION AND TRAVEL - EMPLY AUTO	2,444	525	4,149	4,149
TOTAL SERVICES AND SUPPLIES	\$ 96,546 *	\$ 155,148 *	\$ 193,972 *	\$ 193,972 *
FIXED ASSETS				
510 EQUIPMENT	\$ 5,315	\$ 8,746	\$ 9,165	\$ 9,165
NO QUAN DESCRIPTION				
01 LOT MINDR EQUIPMENT			748	748
02 1 VIDEOTAPE SYSTEM			3,000	3,000
03 1 SOUND-ON-SLIDE SYSTEM			1,650	1,650
04 1 METAL BOOK CASE			100	100
05 1 DESK, EXECUTIVE			175	175
06 5 CHAIR, JUNIOR EXECUTIVE			400	400
07 1 DESK, STENO			175	175
08 1 PAPER CUTTER, ELECTRIC			600	600
09 3 TYPEWRITER, IBM ELECTRIC			1,725	1,725
10 4 DESK, STEEL			592	592
TOTAL FIXED ASSETS	\$ 5,315 *	\$ 8,746 *	\$ 9,165 *	\$ 9,165 *
EXPENDITURE TRANSFERS AND REIMBURSEMENTS				
600 COSTS APPLIED	\$ 8,035-			
605 REIMBURSED PROJECTS	20,806-			
TOTAL EXPENDITURE TRANSFERS AND REIMBURSEMENTS	\$ 28,841-*	\$ *	\$ *	\$ *
TOTAL BUDGET UNIT 0900	\$ 638,290	\$ 862,556	\$ 973,843	\$ 973,843

AGENCY - PROGRAM DEVELOPMENT AGENCY

COUNTY OF SAN DIEGO FINAL BUDGET
1973-1974
BUDGET UNIT EXPENDITURE DETAIL
SCHEDULE 6

BUDGET UNIT - 0265 PROGRAM DEVELOPMENT AGENCY
FUND - 1001.00 GENERAL FUND

FUNCTION - GENERAL
ACTIVITY - LEGISLATIVE AND ADMINISTRATIVE

EXPENDITURES APPROPRIATIONS

ACTUAL EXPENDITURES 1971-1972 ACTUAL EXPENDITURES 1972-1973 EXPENDITURE ESTIMATES RECOMMENDED 1973-1974 ADOPTED BY THE BOARD OF SUPERVISORS 1973-1974

EXPENDITURE CLASSIFICATION

EXPENDITURE CLASSIFICATION	ACTUAL EXPENDITURES 1971-1972	ACTUAL EXPENDITURES 1972-1973	EXPENDITURE ESTIMATES RECOMMENDED 1973-1974	ADOPTED BY THE BOARD OF SUPERVISORS 1973-1974
SALARIES AND EMPLOYEE BENEFITS				
101 SALARIES AND WAGES - PERMANENT	\$ 200,318	\$ 213,661	\$ 289,083	\$ 289,083
102 SALARIES AND WAGES - NONPERMANENT	27,836	22,315	6,500	6,500
160 RETIREMENT - GENERAL MEMBERS - C.E.R.S.		18,460	23,304	23,304
165 RETIREMENT - O.A.S.D.I.		9,276	15,603	15,603
170 EMPLOYEE GROUP INSURANCE		3,498	4,275	4,275
175 EMPLOYEE COMPENSATION INSURANCE		252	308	308
190 SALARY SAVINGS			11,529-	11,529-
TOTAL SALARIES AND EMPLOYEE BENEFITS	\$ 228,154 *	\$ 267,462 *	\$ 327,544 *	\$ 327,544 *
SERVICES AND SUPPLIES				
215 COMMUNICATIONS	\$	\$ 5	\$	\$
280 MAINTENANCE - EQUIPMENT - AUTOMOTIVE			300	300
285 MAINTENANCE - EQUIPMENT OFFICE AND OTHER		126		
305 MISCELLANEOUS EXPENSE		51		
310 OFFICE EXPENSE		6,829	7,500	7,500
314 E. D. P. COSTS	8,676	2,767	2,599	2,599
315 PROFESSIONAL AND SPECIALIZED SERVICES		500		
330 RENTS AND LEASES - EQUIPMENT		3,849	5,000	5,000
345 TRANSPORTATION AND TRAVEL - CAD OR AGY APP		1,084	1,000	1,000
346 TRANSP AND TRAVEL - IN-CITY & NON-TRAVEL		508	1,000	1,000
347 TRANSPORTATION AND TRAVEL - EMPLOY AUTO		599	1,000	1,000
348 TRANSPORTATION AND TRAVEL - OTHER		3		
TOTAL SERVICES AND SUPPLIES	\$ 8,676 *	\$ 16,321 *	\$ 18,399 *	\$ 18,399 *
FIXED ASSETS				
510 EQUIPMENT	\$ 670	\$ 4,067	\$ 3,550	\$ 3,550
NO QUAN DESCRIPTION				
01 LOT MINOR EQUIPMENT			850	850
02 1 OVERHEAD PROJECTOR, PORT.			500	500
03 1 TRANSCRIBING UNIT			500	500
04 10 PLUGGABLE MICROPHONE			700	700
05 2 MICROPHONE INPUT SYSTEM RECORDER			1,000	1,000
TOTAL FIXED ASSETS	\$ 670 *	\$ 4,067 *	\$ 3,550 *	\$ 3,550 *
EXPENDITURE TRANSFERS AND REIMBURSEMENTS				
600 COSTS APPLIED	\$ 1,217-	\$	\$	\$
605 REIMBURSED PROJECTS	23,766-			
TOTAL EXPENDITURE TRANSFERS AND REIMBURSEMENTS	\$ 24,983 *	\$ *	\$ *	\$ *
TOTAL BUDGET UNIT 0265	\$ 212,517	\$ 287,850	\$ 349,493	\$ 349,493

AGENCY - PROGRAM DEVELOPMENT AGENCY

 COUNTY OF SAN DIEGO FINAL BUDGET
 1973-1974
 BUDGET UNIT EXPENDITURE DETAIL
 SCHEDULE 6

 BUDGET UNIT - 0350 EDP SERVICES DEPARTMENT
 FUND - 1001.00 GENERAL FUND

EXPENDITURE CLASSIFICATION	EXPENDITURES		APPROPRIATIONS	
	ACTUAL EXPENDITURES 1971-1972	ACTUAL EXPENDITURES 1972-1973	ESTIMATES RECOMMENDED 1973-1974	ADOPTED BY THE BOARD OF SUPERVISORS 1973-1974
SALARIES AND EMPLOYEE BENEFITS				
101 SALARIES AND WAGES - PERMANENT	\$ 1,583,301	\$ 1,657,189	\$ 1,976,494	\$ 1,976,494
102 SALARIES AND WAGES - NONPERMANENT	79,607	88,134	43,180	43,180
160 RETIREMENT - GENERAL MEMBERS - C.E.R.S.		137,090	155,030	155,030
165 RETIREMENT - O.A.S.D.I.		68,666	100,955	100,955
170 EMPLOYEE GROUP INSURANCE		27,073	34,358	34,358
175 EMPLOYEE COMPENSATION INSURANCE		1,867	2,059	2,059
190 SALARY SAVINGS	3,264-		45,000-	45,000-
TOTAL SALARIES AND EMPLOYEE BENEFITS	\$ 1,659,644 *	\$ 1,980,019 *	\$ 2,267,076 *	\$ 2,267,076 *
SERVICES AND SUPPLIES				
285 MAINTENANCE - EQUIPMENT OFFICE AND OTHER	\$ 24,761	\$ 4,844	\$ 670	\$ 670
290 MAINTENANCE-STRUCTURES IMPROVE GROUNDS	1			
295 MEDICAL, DENTAL AND LABORATORY SUPPLIES	22			
300 MEMBERSHIPS	245	315	370	370
305 MISCELLANEOUS EXPENSE	188			
310 OFFICE EXPENSE	147,670	163,986	157,730	157,730
315 PROFESSIONAL AND SPECIALIZED SERVICES	22,906	30,526	64,840	64,840
330 RENTS AND LEASES - EQUIPMENT	1,237,637	1,278,961	1,525,406	1,368,230
340 SPECIAL DEPARTMENTAL EXPENSE		43	525	525
344 TRANSPORTATION AND TRAVEL-B/S APPROVED		1,125	2,000	2,000
345 TRANSPORTATION AND TRAVEL-CAO OR AGY APP		5,359	1,100	1,100
346 TRANSP AND TRAVEL - IN-CITY & NON-TRAVEL	4,434	392		
347 TRANSPORTATION AND TRAVEL - EMPLY AUTO	1,006	1,736	3,500	3,500
348 TRANSPORTATION AND TRAVEL - OTHER	4,446	12,458	5,000	5,000
TOTAL SERVICES AND SUPPLIES	\$ 1,443,316 *	\$ 1,499,745 *	\$ 1,761,141 *	\$ 1,603,965 *
FIXED ASSETS				
510 EQUIPMENT	\$ 13,390	\$ 14,929	\$ 14,720	\$ 14,720
NO QUAN DESCRIPTION				
01 LOT MINOR EQUIPMENT			7,701	7,701
02 6 DESK-30X60			888	888
03 4 DESK W/EXTENSION			880	880
04 2 CREDENZA			400	400
05 1 TYPEWRITER-ELECTRIC			596	596
06 1 REAM CUTTER			305	305
07 1 FORK LIFT			3,500	3,500
08 1 JOGGER			450	450
TOTAL FIXED ASSETS	\$ 13,390 *	\$ 14,929 *	\$ 14,720 *	\$ 14,720 *
EXPENDITURE TRANSFERS AND REIMBURSEMENTS				
600 COSTS APPLIED	\$ 3,309,730-	\$ 3,480,769-	\$ 4,030,717-	\$ 4,030,717-
605 REIMBURSED PROJECTS	18,027-			
TOTAL EXPENDITURE TRANSFERS AND REIMBURSEMENTS	\$ 3,327,757-*	\$ 3,480,769-*	\$ 4,030,717-*	\$ 4,030,717-*
TOTAL BUDGET UNIT 0350	\$ 211,407-	\$ 13,924	\$ 12,220	\$ 144,956-

AGENCY - FISCAL AGENCY

COUNTY OF SAN DIEGO FINAL BUDGET
1973-1974
BUDGET UNIT EXPENDITURE DETAIL
SCHEDULE 6

BUDGET UNIT - 0280 FISCAL AGENCY
FUND - 1001.00 GENERAL FUND

FUNCTION - GENERAL
ACTIVITY - FINANCE

EXPENDITURE CLASSIFICATION	EXPENDITURES		EXPENDITURE ESTIMATES RECOMMENDED	APPROPRIATIONS ADOPTED BY THE BOARD OF SUPERVISORS
	ACTUAL EXPENDITURES 1971-1972	ACTUAL EXPENDITURES 1972-1973	1973-1974	1973-1974
SALARIES AND EMPLOYEE BENEFITS				
101 SALARIES AND WAGES - PERMANENT	\$ 6,440	\$ 65,534	\$ 136,767	\$ 136,767
102 SALARIES AND WAGES - NONPERMANENT		2,170	3,454	3,454
160 RETIREMENT - GENERAL MEMBERS - C.E.R.S.		5,501	10,281	10,281
165 RETIREMENT - O.A.S.D.I.		2,283	5,437	5,437
170 EMPLOYEE GROUP INSURANCE		780	1,428	1,428
175 EMPLOYEE COMPENSATION INSURANCE		55	188	188
TOTAL SALARIES AND EMPLOYEE BENEFITS	\$ 6,440 *	\$ 76,323 *	\$ 157,555 *	\$ 157,555 *
SERVICES AND SUPPLIES				
300 MEMBERSHIPS			50	50
310 OFFICE EXPENSE	\$ 142	\$ 1,159	\$ 3,500	\$ 3,500
330 RENTS AND LEASES - EQUIPMENT		43		
340 SPECIAL DEPARTMENTAL EXPENSE			17,000	17,000
345 TRANSPORTATION AND TRAVEL-CAO OR AGY APP		84		
346 TRANSP AND TRAVEL - IN-CITY & NON-TRAVEL			1,000	1,000
347 TRANSPORTATION AND TRAVEL - EMPLOY AUTO		103		
348 TRANSPORTATION AND TRAVEL - OTHER			1,640	1,640
TOTAL SERVICES AND SUPPLIES	\$ 142 *	\$ 1,389 *	\$ 23,190 *	\$ 23,190 *
FIXED ASSETS				
510 EQUIPMENT		\$ 4,230	\$ 3,410	\$ 3,410
NO QUAN DESCRIPTION				
01 LOT MINOR EQUIPMENT			1,410	1,410
02 3 DESKS			555	555
03 1 CALCULATOR			500	500
04 2 CREDENZA			320	320
05 1 TYPEWRITER			625	625
TOTAL FIXED ASSETS	\$ *	\$ 4,230 *	\$ 3,410 *	\$ 3,410 *
TOTAL BUDGET UNIT 0280	\$ 6,582	\$ 81,942	\$ 184,155	\$ 184,155

BUDGET UNIT - 0300 AUDITOR AND CONTROLLER
FUND - 1001.00 GENERAL FUND

COUNTY OF SAN DIEGO FINAL BUDGET
1973-1974
BUDGET UNIT EXPENDITURE DETAIL
SCHEDULE 6

BUDGET UNIT - 0300 AUDITOR AND CONTROLLER
FUND - 1001.00 GENERAL FUND

FUNCTION - GENERAL
ACTIVITY - FINANCE

EXPENDITURE CLASSIFICATION	EXPENDITURES		APPROPRIATIONS	
	ACTUAL EXPENDITURES 1971-1972	ACTUAL EXPENDITURES 1972-1973	EXPENDITURE ESTIMATES RECOMMENDED 1973-1974	ADOPTED BY THE BOARD OF SUPERVISORS 1973-1974
SALARIES AND EMPLOYEE BENEFITS				
101 SALARIES AND WAGES - PERMANENT	\$ 926,062	\$ 1,016,807	\$ 1,184,786	\$ 1,184,786
102 SALARIES AND WAGES - NONPERMANENT	109,860	70,238	49,153	49,153
160 RETIREMENT - GENERAL MEMBERS - C.E.R.S.		84,818	92,823	92,823
165 RETIREMENT - O.A.S.D.I.		42,536	56,078	56,078
170 EMPLOYEE GROUP INSURANCE		18,896	21,548	21,548
175 EMPLOYEE COMPENSATION INSURANCE		869	946	946
190 SALARY SAVINGS			31,260-	31,260-
TOTAL SALARIES AND EMPLOYEE BENEFITS	\$ 1,035,922 *	\$ 1,234,164 *	\$ 1,374,074 *	\$ 1,374,074 *
SERVICES AND SUPPLIES				
285 MAINTENANCE - EQUIPMENT OFFICE AND OTHER	\$ 3,770	\$ 4,236	\$ 3,700	\$ 3,700
295 MEDICAL, DENTAL AND LABORATORY SUPPLIES		32		
300 MEMBERSHIPS	438	574	545	545
305 MISCELLANEOUS EXPENSE	49,127	76,827	50,000	50,000
310 OFFICE EXPENSE	55,971	41,193	50,000	50,000
311 OFFICE EXPENSE - SUPPLIES REISSUED	24,604	23,273	30,000-	30,000
314 E. D. P. COSTS	838,458	823,668	879,810	879,810
315 PROFESSIONAL AND SPECIALIZED SERVICES	37,589	26,064	52,500	2,500
330 RENTS AND LEASES - EQUIPMENT	25,480	28,637	30,084	30,084
335 SMALL TOOLS AND INSTRUMENTS	1	44		
340 SPECIAL DEPARTMENTAL EXPENSE	8,281	8,966-	9,000	9,000
344 TRANSPORTATION AND TRAVEL-B/S APPROVED		139,456		
345 TRANSPORTATION AND TRAVEL-CAO OR AGY APP		2,040		
346 TRANSP AND TRAVEL - IN-CITY & NON-TRAVEL	121,595	2,143-	119,955-	119,955
347 TRANSPORTATION AND TRAVEL - EMPLY AUTO	4,896	5,026	5,000	5,000
348 TRANSPORTATION AND TRAVEL - OTHER	662	934		
TOTAL SERVICES AND SUPPLIES	\$ 1,170,904 *	\$ 1,184,826 *	\$ 1,230,594 *	\$ 1,180,594 *
OTHER CHARGES				
462 JUDGEMENTS	64			
467 TAXES AND ASSESSMENTS	12,772	10,086	7,000	7,000
TOTAL OTHER CHARGES	\$ 12,836 *	\$ 10,086 *	\$ 7,000 *	\$ 7,000 *
FIXED ASSETS				
510 EQUIPMENT	\$ 8,442	\$ 12,171	\$ 13,270	\$ 13,270
NO QUAN DESCRIPTION				
01 LOT MINOR EQUIPMENT			3,395	3,395
02 13 ADDING MACHINE/CALC			5,850	5,850
03 1 SHUTTLE COMP			575	575
04 3 TYPEWRITER			1,800	1,800
05 2 SOFA/LOVESEAT			850	850
06 4 DESKS			800	800
TOTAL FIXED ASSETS	\$ 8,442 *	\$ 12,171 *	\$ 13,270 *	\$ 13,270 *
EXPENDITURE TRANSFERS AND REIMBURSEMENTS				
600 COSTS APPLIED	\$ 239,360-	\$ 276,285-	\$ 118,155-	\$ 118,155-
603 COSTS APPLIED - GROUP INSURANCE		4,820-		
605 REIMBURSED PROJECTS	35,847-			
TOTAL EXPENDITURE TRANSFERS AND REIMBURSEMENTS	\$ 275,207*	\$ 281,105*	\$ 118,155*	\$ 118,155*
TOTAL BUDGET UNIT 0300	\$ 1,952,897	\$ 2,160,142	\$ 2,506,783	\$ 2,456,783

TR=0? 119,000

AGENCY - FISCAL AGENCY

COUNTY OF SAN DIEGO FINAL BUDGET

1973-1974
BUDGET UNIT EXPENDITURE DETAIL
SCHEDULE 6

BUDGET UNIT - 0400 TREASURER
FUND - 1001.00 GENERAL FUND

FUNCTION - GENERAL
ACTIVITY - FINANCE

EXPENDITURE CLASSIFICATION	EXPENDITURES		APPROPRIATIONS -	
	ACTUAL EXPENDITURES 1971-1972	ACTUAL EXPENDITURES 1972-1973	EXPENDITURE ESTIMATES RECOMMENDED 1973-1974	ADOPTED BY THE BOARD OF SUPERVISORS 1973-1974
SALARIES AND EMPLOYEE BENEFITS				
101 SALARIES AND WAGES - PERMANENT	\$ 253,651	\$ 281,002	\$ 309,786	\$ 309,786
102 SALARIES AND WAGES - NONPERMANENT	6,233	2,362	3,827	3,827
160 RETIREMENT - GENERAL MEMBERS - C.E.R.S.		23,120	21,905	21,905
165 RETIREMENT - O.A.S.D.I.		12,391	13,459	13,459
170 EMPLOYEE GROUP INSURANCE		5,807	5,831	5,831
175 EMPLOYEE COMPENSATION INSURANCE		227	216	216
TOTAL SALARIES AND EMPLOYEE BENEFITS	\$ 259,884 *	\$ 324,909 *	\$ 355,024 *	\$ 355,024 *
SERVICES AND SUPPLIES				
285 MAINTENANCE - EQUIPMENT OFFICE AND OTHER	\$ 2,168	\$ 2,408	\$ 3,704	\$ 3,704
295 MEDICAL, DENTAL AND LABORATORY SUPPLIES			25	25
300 MEMBERSHIPS	40	15	180	180
310 OFFICE EXPENSE	5,562	5,589	5,000	5,000
314 E. D. P. COSTS	21,611	21,460	23,964	23,964
315 PROFESSIONAL AND SPECIALIZED SERVICES	22,310	19,052	18,750	18,750
320 PUBLICATIONS AND LEGAL NOTICES	17	28	100	100
330 RENTS AND LEASES - EQUIPMENT	1,555	2,208	2,510	2,510
340 SPECIAL DEPARTMENTAL EXPENSE	4		5,000	5,000
344 TRANSPORTATION AND TRAVEL - B/S APPROVED		189		
345 TRANSPORTATION AND TRAVEL - CAD OR AGY APP		440		
346 TRANSP AND TRAVEL - IN-CTY & NON-TRAVEL	1,253	321	1,500	1,500
347 TRANSPORTATION AND TRAVEL - EMPLY AUTO	2,449	2,775	3,600	3,600
348 TRANSPORTATION AND TRAVEL - OTHER			312	312
TOTAL SERVICES AND SUPPLIES	\$ 56,969 *	\$ 54,485 *	\$ 64,645 *	\$ 64,645 *
FIXED ASSETS				
510 EQUIPMENT	\$ 4,240	\$ 4,220	\$ 5,440	\$ 5,440
NO QUAN DESCRIPTION				
01 LOT MINOR EQUIPMENT			1,000	1,000
02 4 DESKS			1,600	1,600
03 2 CALCULATORS			700	700
04 1 RECORDAK			2,000	2,000
05 1 TABLE			140	140
TOTAL FIXED ASSETS	\$ 4,240 *	\$ 4,220 *	\$ 5,440 *	\$ 5,440 *
EXPENDITURE TRANSFERS AND REIMBURSEMENTS				
600 COSTS APPLIED	\$ 856	\$	\$	\$
605 REIMBURSED PROJECTS	3,489			
TOTAL EXPENDITURE TRANSFERS AND REIMBURSEMENTS	\$ 4,345 *	\$ *	\$ *	\$ *
TOTAL BUDGET UNIT 0400	\$ 316,748	\$ 383,614	\$ 425,109	\$ 425,109

AGENCY - FISCAL AGENCY

 COUNTY OF SAN DIEGO FINAL BUDGET
 1973-1974
 BUDGET UNIT EXPENDITURE DETAIL
 SCHEDULE 6

 BUDGET UNIT - 0500 ASSESSOR
 FUND - 1001.00 GENERAL FUND

EXPENDITURE CLASSIFICATION	EXPENDITURES		APPROPRIATIONS	
	ACTUAL EXPENDITURES 1971-1972	ACTUAL EXPENDITURES 1972-1973	EXPENDITURE ESTIMATES RECOMMENDED 1973-1974	ADOPTED BY THE BOARD OF SUPERVISORS 1973-1974
SALARIES AND EMPLOYEE BENEFITS				
101 SALARIES AND WAGES - PERMANENT	\$ 2,607,320	\$ 2,771,901	\$ 3,323,319	\$ 3,323,319
102 SALARIES AND WAGES - NONPERMANENT	256,798	249,419	278,325	278,325
160 RETIREMENT - GENERAL MEMBERS - C.E.R.S.		234,302	263,667	263,667
165 RETIREMENT - O.A.S.D.I.		114,805	167,446	167,446
170 EMPLOYEE GROUP INSURANCE		49,839	57,408	57,408
175 EMPLOYEE COMPENSATION INSURANCE		2,415	2,791	2,791
190 SALARY SAVINGS			102,324-	102,324-
TOTAL SALARIES AND EMPLOYEE BENEFITS	\$ 2,864,118 *	\$ 3,422,681 *	\$ 3,990,632 *	\$ 3,990,632 *
SERVICES AND SUPPLIES				
215 COMMUNICATIONS	\$	\$	\$ 25	\$ 25
285 MAINTENANCE - EQUIPMENT OFFICE AND OTHER	2,933	1,627	3,000	3,000
295 MEDICAL, DENTAL AND LABORATORY SUPPLIES	3	12	25	25
300 MEMBERSHIPS	245	195	350	350
310 OFFICE EXPENSE	59,591	62,450	64,000	64,000
314 E. D. P. COSTS	469,787	522,120	563,178	563,178
315 PROFESSIONAL AND SPECIALIZED SERVICES	10,818	11,727	14,000	14,000
330 RENTS AND LEASES - EQUIPMENT	25,165	35,018	36,000	36,000
340 SPECIAL DEPARTMENTAL EXPENSE	710	532	700	700
344 TRANSPORTATION AND TRAVEL - B/S APPROVED		14,758		
345 TRANSPORTATION AND TRAVEL - CAO OR AGY APP		1,153		
346 TRANSP AND TRAVEL - IN-CTY & NON-TRAVEL	10,187	663	14,000	14,000
347 TRANSPORTATION AND TRAVEL - EMPLY AUTO	94,875	91,964	100,000	100,000
348 TRANSPORTATION AND TRAVEL - OTHER	400	428	700	700
TOTAL SERVICES AND SUPPLIES	\$ 674,714 *	\$ 742,647 *	\$ 795,978 *	\$ 795,978 *
FIXED ASSETS				
510 EQUIPMENT	\$ 16,475	\$ 16,067	\$ 14,518	\$ 14,518
NO QUAN DESCRIPTION				
01 LOT MINOR EQUIPMENT			7,512	7,512
02 2 DESK EXECUTIVE			296	296
03 2 PRINTING CALCULATOR			620	620
04 7 CALCULATOR SHARP 803			700	700
05 8 CALCULATOR SHARP ELSI 8			1,560	1,560
06 1 READER PRINTER			1,200	1,200
07 1 WORK STATION			800	800
08 3 TYPEWRITERS ELECTRIC			1,830	1,830
TOTAL FIXED ASSETS	\$ 16,475 *	\$ 16,067 *	\$ 14,518 *	\$ 14,518 *
EXPENDITURE TRANSFERS AND REIMBURSEMENTS				
600 COSTS APPLIED	\$ 3,037-	\$	\$	\$
605 REIMBURSED PROJECTS	11,768-			
TOTAL EXPENDITURE TRANSFERS AND REIMBURSEMENTS	\$ 14,805-*	\$ *	\$ *	\$ *
TOTAL BUDGET UNIT 0500	\$ 3,540,502	\$ 4,181,395	\$ 4,801,128	\$ 4,801,128

AGENCY - FISCAL AGENCY

COUNTY OF SAN DIEGO FINAL BUDGET
1973-1974
BUDGET UNIT EXPENDITURE DETAIL
SCHEDULE 6

BUDGET UNIT - 0600 TAX COLLECTOR
FUND - 1001.00 GENERAL FUND

FUNCTION - GENERAL
ACTIVITY - FINANCE

EXPENDITURE CLASSIFICATION	EXPENDITURES		APPROPRIATIONS	
	ACTUAL EXPENDITURES 1971-1972	ACTUAL EXPENDITURES 1972-1973	EXPENDITURE ESTIMATES RECOMMENDED 1973-1974	ADOPTED BY THE BOARD OF SUPERVISORS 1973-1974
SALARIES AND EMPLOYEE BENEFITS				
101 SALARIES AND WAGES - PERMANENT	\$ 445,228	\$ 471,327	\$ 575,685	\$ 575,685
102 SALARIES AND WAGES - NONPERMANENT	155,727	133,769	133,590	133,590
160 RETIREMENT - GENERAL MEMBERS - C.E.R.S.		39,639	44,725	44,725
165 RETIREMENT - O.A.S.D.I.		29,808	37,969	37,969
170 EMPLOYEE GROUP INSURANCE		11,266	13,481	13,481
175 EMPLOYEE COMPENSATION INSURANCE		486	538	538
190 SALARY SAVINGS			19,352-	19,352-
TOTAL SALARIES AND EMPLOYEE BENEFITS	\$ 600,955 *	\$ 686,295 *	\$ 786,636 *	\$ 786,636 *
SERVICES AND SUPPLIES				
215 COMMUNICATIONS	\$	\$ 3	\$	\$
285 MAINTENANCE - EQUIPMENT OFFICE AND OTHER	1,991	2,639	3,400	3,400
295 MEDICAL, DENTAL AND LABORATORY SUPPLIES	21	3	25	25
300 MEMBERSHIPS	10	55	70	70
305 MISCELLANEOUS EXPENSE	376	162	600	600
310 OFFICE EXPENSE	26,285	24,919	30,000	30,000
314 E. D. P. COSTS	392,291	312,866	355,621	355,621
315 PROFESSIONAL AND SPECIALIZED SERVICES	178-	7	400	400
320 PUBLICATIONS AND LEGAL NOTICES	18,995	20,750	27,000	27,000
330 RENTS AND LEASES - EQUIPMENT	2,055	5,409	3,600	3,600
340 SPECIAL DEPARTMENTAL EXPENSE	143	327		
344 TRANSPORTATION AND TRAVEL - B/S APPROVED		287		
345 TRANSPORTATION AND TRAVEL - CAO OR AGY APP		303		
346 TRANSP AND TRAVEL - IN-CITY & NON-TRAVEL	410		880	880
347 TRANSPORTATION AND TRAVEL - EMPLOY AUTO	4,649	3,956	5,500	5,500
348 TRANSPORTATION AND TRAVEL - OTHER	17	7	50	50
TOTAL SERVICES AND SUPPLIES	\$ 447,065 *	\$ 371,693 *	\$ 427,146 *	\$ 427,146 *
FIXED ASSETS				
510 EQUIPMENT	\$ 20,602	\$ 10,239	\$ 23,316	\$ 23,316
NO QUAN DESCRIPTION				
01 LOT MINOR EQUIPMENT			9,215	8,682
02 6 TYPEWRITER ELEC 15=			3,750	3,750
03 7 CALCULATOR			3,675	2,975
04 1 DESK 60= X 36=			212	212
05 8 MICROFICHE READER			1,696	1,696
06 1 MICROFICHE READER-PRINTER			1,600	1,600
07 1 DICTATING MACHINE			500	500
08 1 COMPTOGRAPH			650	400
09 TYPEWRITER MANUAL			968	
10 2 DESK 66= X 34=			420	420
11 3 DESK 60= X 30=			650	630
12 1 FOLDING MACHINE				865
13 1 ENVELOPE STUFFING MACHINE				1,586
TOTAL FIXED ASSETS	\$ 20,602 *	\$ 10,239 *	\$ 23,316 *	\$ 23,316 *
TOTAL BUDGET UNIT 0600	\$ 1,068,622	\$ 1,068,227	\$ 1,237,098	\$ 1,237,098

AGENCY - FISCAL AGENCY

COUNTY OF SAN DIEGO FINAL BUDGET
1973-1974
BUDGET UNIT EXPENDITURE DETAIL
SCHEDULE 6

BUDGET UNIT - 0700 PURCHASING AGENT
FUND - 1001.00 GENERAL FUND

EXPENDITURE CLASSIFICATION	EXPENDITURES		APPROPRIATIONS	
	ACTUAL EXPENDITURES 1971-1972	ACTUAL EXPENDITURES 1972-1973	EXPENDITURE ESTIMATES RECOMMENDED 1973-1974	ADOPTED BY THE BOARD OF SUPERVISORS 1973-1974
SALARIES AND EMPLOYEE BENEFITS				
101 SALARIES AND WAGES - PERMANENT	\$ 282,972	\$ 302,459	\$ 326,520	\$ 326,520
102 SALARIES AND WAGES - NONPERMANENT	479	1,821	8,681	8,681
160 RETIREMENT - GENERAL MEMBERS - C.E.R.S.		25,364	25,212	25,212
165 RETIREMENT - O.A.S.D.I.		12,680	16,612	16,612
170 EMPLOYEE GROUP INSURANCE		6,355	6,630	6,630
175 EMPLOYEE COMPENSATION INSURANCE		244	262	262
190 SALARY SAVINGS				13,465-
TOTAL SALARIES AND EMPLOYEE BENEFITS	\$ 283,451 *	\$ 348,923 *	\$ 383,917 *	\$ 370,452 *
SERVICES AND SUPPLIES				
215 COMMUNICATIONS	\$ 2	\$	\$ 10	\$ 10
285 MAINTENANCE - EQUIPMENT OFFICE AND OTHER	309	318	400	400
300 MEMBERSHIPS	475	950	490	490
305 MISCELLANEOUS EXPENSE	44			
310 OFFICE EXPENSE	6,828	7,283	8,200	8,200
311 OFFICE EXPENSE - SUPPLIES REISSUED	606,813	681,175	693,000	693,000
320 PUBLICATIONS AND LEGAL NOTICES	102	213	600	600
330 RENTS AND LEASES - EQUIPMENT		90		
335 SMALL TOOLS AND INSTRUMENTS	46	4	200	200
344 TRANSPORTATION AND TRAVEL-B/S APPROVED		636		
345 TRANSPORTATION AND TRAVEL-CAO OR AGY APP		388		
346 TRANSP AND TRAVEL - IN-CTY & NON-TRAVEL	1,252		1,220	1,220
TOTAL SERVICES AND SUPPLIES	\$ 615,871 *	\$ 691,057 *	\$ 704,120 *	\$ 704,120 *
FIXED ASSETS				
510 EQUIPMENT	\$	\$ 693	\$ 1,430	\$ 1,430
NO QUAN DESCRIPTION				
01 LOT MINOR EQUIPMENT			180	180
02 1 TYPEWRITER			535	535
03 1 TYPEWRITER			715	715
TOTAL FIXED ASSETS	\$ *	\$ 693 *	\$ 1,430 *	\$ 1,430 *
EXPENDITURE TRANSFERS AND REIMBURSEMENTS				
600 COSTS APPLIED	\$ 12,624-	\$	\$ 13,920-	\$ 13,920-
TOTAL EXPENDITURE TRANSFERS AND REIMBURSEMENTS	\$ 12,624-*	\$ *	\$ 13,920-*	\$ 13,920-*
TOTAL BUDGET UNIT 0700	\$ 886,698	\$ 1,040,673	\$ 1,075,547	\$ 1,062,082

AGENCY - FISCAL AGENCY

COUNTY OF SAN DIEGO FINAL BUDGET
 1973-1974
 BUDGET UNIT EXPENDITURE DETAIL
 SCHEDULE 6

BUDGET UNIT - 0750-PURCHASING AGENT, CENTRAL DUPLICATING
 FUND - 1001.00 GENERAL FUND

FUNCTION - GENERAL
 ACTIVITY - FINANCE

EXPENDITURE CLASSIFICATION	EXPENDITURES		APPROPRIATIONS	
	ACTUAL EXPENDITURES 1971-1972	ACTUAL EXPENDITURES 1972-1973	EXPENDITURE ESTIMATES RECOMMENDED 1973-1974	ADOPTED BY THE BOARD OF SUPERVISORS 1973-1974
SALARIES AND EMPLOYEE BENEFITS				
101 SALARIES AND WAGES - PERMANENT	\$ 53,862	\$ 63,542	\$ 72,648	\$ 72,648
102 SALARIES AND WAGES - NONPERMANENT	2,775	843		
160 RETIREMENT - GENERAL MEMBERS - C.E.R.S.		5,276	5,826	5,826
165 RETIREMENT - D.A.S.D.I.		3,442	4,019	4,019
170 EMPLOYEE GROUP INSURANCE		1,600	1,768	1,768
175 EMPLOYEE COMPENSATION INSURANCE		52	56	56
TOTAL SALARIES AND EMPLOYEE BENEFITS	\$ 56,637 *	\$ 74,755 *	\$ 84,317 *	\$ 84,317 *
SERVICES AND SUPPLIES				
285 MAINTENANCE - EQUIPMENT OFFICE AND OTHER	\$ 348	\$ 567	\$ 1,000	\$ 1,000
310 OFFICE EXPENSE		494		
330 RENTS AND LEASES - EQUIPMENT		1,305	2,000	2,000
340 SPECIAL DEPARTMENTAL EXPENSE	\$ 75,718	\$ 93,274	\$ 100,000	\$ 100,000
TOTAL SERVICES AND SUPPLIES	\$ 76,066 *	\$ 95,640 *	\$ 103,000 *	\$ 103,000 *
FIXED ASSETS				
510 EQUIPMENT		\$ 20,865	\$ 6,975	\$ 6,975
NO. QUAN DESCRIPTION				
01 1 PALLET JACK			375	375
02 1 DUPLICATING MACHINE-OFFSET			6,600	6,600
TOTAL FIXED ASSETS	\$ *	\$ 20,865 *	\$ 6,975 *	\$ 6,975 *
EXPENDITURE TRANSFERS AND REIMBURSEMENTS				
600 COSTS APPLIED	\$ 156,707-	\$ 199,779-	\$ 199,000-	\$ 199,000-
TOTAL EXPENDITURE TRANSFERS AND REIMBURSEMENTS	\$ 156,707-*	\$ 199,779-*	\$ 199,000-*	\$ 199,000-*
TOTAL BUDGET UNIT 0750	\$ 24,004-	\$ 8,519-	\$ 4,708-	\$ 4,708-

AGENCY - FISCAL AGENCY

COUNTY OF SAN DIEGO FINAL BUDGET
1973-1974
BUDGET UNIT EXPENDITURE DETAIL
SCHEDULE 6

BUDGET UNIT - 1600 INSURANCE
FUND - 1001.00 GENERAL FUND

FUNCTION - GENERAL
ACTIVITY - OTHER GENERAL

EXPENDITURE CLASSIFICATION	EXPENDITURES		APPROPRIATIONS	
	ACTUAL EXPENDITURES 1971-1972	ACTUAL EXPENDITURES 1972-1973	EXPENDITURE ESTIMATES RECOMMENDED 1973-1974	ADOPTED BY THE BOARD OF SUPERVISORS 1973-1974
SERVICES AND SUPPLIES				
242 INSURANCE - INDIVIDUAL AND BLANKET BONDS	\$ 13,396	\$ 34	\$ 2,000	\$ 2,000
243 INSURANCE - WORKMEN'S COMPENSATION		1,369		
244 INSURANCE - COUNTY PROPERTY	94,703	87,428	84,482	84,482
245 INSURANCE - PUBLIC LIABILITY	463,365	473,439	560,600	560,600
246 INSURANCE - OTHER	250			
315 PROFESSIONAL AND SPECIALIZED SERVICES	3,620	500		
TOTAL SERVICES AND SUPPLIES	\$ 575,334 *	\$ 562,770 *	\$ 647,082 *	\$ 647,082 *
EXPENDITURE TRANSFERS AND REIMBURSEMENTS				
600 COSTS APPLIED	\$ 114,794-	\$ 66,750-	\$ 66,725-	\$ 66,725-
TOTAL EXPENDITURE TRANSFERS AND REIMBURSEMENTS	\$ 114,794-*	\$ 66,750-*	\$ 66,725-*	\$ 66,725-*
TOTAL BUDGET UNIT 1600	\$ 460,540	\$ 496,020	\$ 580,357	\$ 580,357

AGENCY - FISCAL AGENCY

COUNTY OF SAN DIEGO FINAL BUDGET
 1973-1974
 BUDGET UNIT EXPENDITURE DETAIL
 SCHEDULE 6

BUDGET UNIT - 1700 COUNTY EMPLOYEES BENEFITS
 FUND - 1001.00 GENERAL FUND

FUNCTION - GENERAL
 ACTIVITY - OTHER GENERAL

EXPENDITURE CLASSIFICATION	EXPENDITURES		EXPENDITURE	APPROPRIATIONS
	ACTUAL EXPENDITURES 1971-1972	ACTUAL EXPENDITURES 1972-1973	ESTIMATES RECOMMENDED 1973-1974	ADOPTED BY THE BOARD OF SUPERVISORS 1973-1974
SALARIES AND EMPLOYEE BENEFITS				
160 RETIREMENT - GENERAL MEMBERS - C.E.R.S.	\$ 7,847,608	\$ 9,311,089	\$ 10,261,951	\$ 10,261,951
165 RETIREMENT - O.A.S.D.I.	3,350,676	4,289,149	6,053,208	6,053,208
170 EMPLOYEE GROUP INSURANCE	1,522,571	1,980,679	2,315,929	2,315,929
175 EMPLOYEE COMPENSATION INSURANCE	169,100	265,732	325,553	325,553
TOTAL SALARIES AND EMPLOYEE BENEFITS	\$ 12,889,955 *	\$ 15,846,649 *	\$ 18,956,641 *	\$ 18,956,641 *
EXPENDITURE TRANSFERS AND REIMBURSEMENTS				
600 COSTS APPLIED	\$ 1,970,659-	\$	\$	\$
601 COSTS APPLIED - CERS		9,311,089-	10,261,951-	10,261,951-
602 COSTS APPLIED - DASDI		4,294,784-	6,053,208-	6,053,208-
603 COSTS APPLIED - GROUP INSURANCE		1,980,679-	2,315,929-	2,315,929-
604 COSTS APPLIED - COMPENSATION INSURANCE	259,795-	293,554-	325,553-	325,553-
605 REIMBURSED PROJECTS	136,134-			
TOTAL EXPENDITURE TRANSFERS AND REIMBURSEMENTS	\$ 2,366,588-*	\$ 15,880,106-*	\$ 18,956,641-*	\$ 18,956,641-*
TOTAL BUDGET UNIT 1700	\$ 10,523,367	\$ 33,457-	\$	\$

AGENCY - FISCAL AGENCY

COUNTY OF SAN DIEGO FINAL BUDGET
1973-1974
BUDGET UNIT EXPENDITURE DETAIL
SCHEDULE 6

BUDGET UNIT - 4500 RECORDER
FUND - 1001.00 GENERAL FUND

FUNCTION - PUBLIC PROTECTION
ACTIVITY - OTHER PROTECTION

EXPENDITURE CLASSIFICATION	EXPENDITURES		APPROPRIATIONS	
	ACTUAL EXPENDITURES 1971-1972	ACTUAL EXPENDITURES 1972-1973	EXPENDITURE ESTIMATES RECOMMENDED 1973-1974	ADOPTED BY THE BOARD OF SUPERVISORS 1973-1974
SALARIES AND EMPLOYEE BENEFITS				
101 SALARIES AND WAGES - PERMANENT	\$ 223,497	\$ 260,889	\$ 323,173	\$ 323,173
102 SALARIES AND WAGES - NONPERMANENT	21,400	20,079	7,764	7,764
160 RETIREMENT - GENERAL MEMBERS - C.E.R.S.		21,470	24,284	24,284
165 RETIREMENT - O.A.S.D.I.		13,601	16,295	16,295
170 EMPLOYEE GROUP INSURANCE		6,693	7,956	7,956
175 EMPLOYEE COMPENSATION INSURANCE		225	239	239
TOTAL SALARIES AND EMPLOYEE BENEFITS	\$ 244,897 *	\$ 322,957 *	\$ 379,711 *	\$ 379,711 *
SERVICES AND SUPPLIES				
285 MAINTENANCE - EQUIPMENT OFFICE AND OTHER	\$ 2,115	\$ 1,577	\$ 6,731	\$ 6,731
300 MEMBERSHIPS	75	105	105	105
305 MISCELLANEOUS EXPENSE	100		193	193
310 OFFICE EXPENSE	17,972	25,614	27,813	27,813
314 E. D. P. COSTS	21,561	39,494	30,484	30,484
330 RENTS AND LEASES - EQUIPMENT	11,231	31,795	15,488	15,488
340 SPECIAL DEPARTMENTAL EXPENSE		278		
344 TRANSPORTATION AND TRAVEL-B/S APPROVED		158		
345 TRANSPORTATION AND TRAVEL-CAO OR AGY APP		269		
346 TRANSP AND TRAVEL - IN-CTY & NON-TRAVEL	660			
348 TRANSPORTATION AND TRAVEL - OTHER	170			
TOTAL SERVICES AND SUPPLIES	\$ 53,884 *	\$ 99,290 *	\$ 82,180 *	\$ 82,180 *
FIXED ASSETS				
510 EQUIPMENT	\$ 7,269	\$ 17,640	\$ 31,957	\$ 31,957
NO QUAN DESCRIPTION				
01 LOT MINOR EQUIPMENT			979	979
02 1 MICRO-FILE CAMERA			3,964	3,964
03 4 FILM READERS WITH MOTOR			6,216	6,216
04 10 FILM READERS WITH KEYBOARD			19,480	19,480
05 1 TIKOMETER			1,098	1,098
06 1 ADDING MACHINE			220	220
TOTAL FIXED ASSETS	\$ 7,269 *	\$ 17,640 *	\$ 31,957 *	\$ 31,957 *
EXPENDITURE TRANSFERS AND REIMBURSEMENTS				
600 COSTS APPLIFD	\$ 2,865-	\$ 4,297-	\$ 2,700-	\$ 2,700-
TOTAL EXPENDITURE TRANSFERS AND REIMBURSEMENTS	\$ 2,865-*	\$ 4,297-*	\$ 2,700-*	\$ 2,700-*
TOTAL BUDGET UNIT 4500	\$ 303,185	\$ 435,590	\$ 491,148	\$ 491,148

AGENCY - FISCAL AGENCY

COUNTY OF SAN DIEGO FINAL BUDGET
 1973-1974
 BUDGET UNIT EXPENDITURE DETAIL
 SCHEDULE 6

BUDGET UNIT - 7950 DEBT SERVICE
 FUND - 1560.00 COUNTY DEBT SERVICE

FUNCTION - DEBT SERVICE
 ACTIVITY - BOND REDEMPTIONS

EXPENDITURE CLASSIFICATION	EXPENDITURES		APPROPRIATIONS	
	ACTUAL EXPENDITURES 1971-1972	ACTUAL EXPENDITURES 1972-1973	EXPENDITURE ESTIMATES RECOMMENDED 1973-1974	ADOPTED BY THE BOARD OF SUPERVISORS 1973-1974
OTHER CHARGES				
455 BOND REDEMPTIONS	\$ 1,055,000	\$ 1,080,000	\$ 1,105,000	\$ 1,105,000
456 INTEREST ON BONDS	294,651	262,639	228,316	228,316
460 INTEREST ON NOTES AND WARRANTS	1,234,322	1,118,022	1,250,000	1,250,000
TOTAL OTHER CHARGES	\$ 2,583,973 *	\$ 2,460,661 *	\$ 2,583,316 *	\$ 2,583,316 *
TOTAL BUDGET UNIT 7950	\$ 2,583,973	\$ 2,460,661	\$ 2,583,316	\$ 2,583,316

AGENCY - FISCAL AGENCY

COUNTY OF SAN DIEGO FINAL BUDGET
1973-1974
BUDGET UNIT EXPENDITURE DETAIL
SCHEDULE 6

BUDGET UNIT - 9300 CONTINGENCY RESERVE, GENERAL
FUND - 1001.00 GENERAL FUND

EXPENDITURE CLASSIFICATION	EXPENDITURES		APPROPRIATIONS	
	ACTUAL EXPENDITURES 1971-1972	ACTUAL EXPENDITURES 1972-1973	EXPENDITURE ESTIMATES RECOMMENDED 1973-1974	ADOPTED BY THE BOARD OF SUPERVISORS 1973-1974
CONTINGENCIES				
705 CONTINGENCY RESERVE	\$	\$	\$ 3,000,000	\$ 2,288,694
TOTAL CONTINGENCIES	\$	* \$	* \$ 3,000,000	* \$ 2,288,694 *
TOTAL BUDGET UNIT 9300	\$	\$	\$ 3,000,000	\$ 2,288,694

AGENCY - LAW AND JUSTICE AGENCY

COUNTY OF SAN DIEGO FINAL BUDGET

1973-1974
BUDGET UNIT EXPENDITURE DETAIL
SCHEDULE 6

BUDGET UNIT - 0290 LAW AND JUSTICE AGENCY
FUND - 1001.00 GENERAL FUND

FUNCTION - PUBLIC PROTECTION
ACTIVITY - JUDICIAL

EXPENDITURE CLASSIFICATION	EXPENDITURES		APPROPRIATIONS	
	ACTUAL EXPENDITURES 1971-1972	ACTUAL EXPENDITURES 1972-1973	EXPENDITURE ESTIMATES RECOMMENDED 1973-1974	ADOPTED BY THE BOARD OF SUPERVISORS 1973-1974
SALARIES AND EMPLOYEE BENEFITS				
101 SALARIES AND WAGES - PERMANENT	\$ 574,161	\$ 214,533	\$ 136,170	\$ 136,824
102 SALARIES AND WAGES - NONPERMANENT	20,398	10,096		
160 RETIREMENT - GENERAL MEMBERS - C.E.R.S.		19,153	10,433	10,433
165 RETIREMENT - O.A.S.D.I.		9,859	5,228	5,228
170 EMPLOYEE GROUP INSURANCE		4,614	3,978	4,199
175 EMPLOYEE COMPENSATION INSURANCE		1,044	583	586
190 SALARY SAVINGS				878-
TOTAL SALARIES AND EMPLOYEE BENEFITS	\$ 594,559 *	\$ 259,299 *	\$ 156,392 *	\$ 156,392 *
SERVICES AND SUPPLIES				
285 MAINTENANCE - EQUIPMENT OFFICE AND OTHER	\$ 199	\$ 465	\$ 300	\$ 300
300 MEMBERSHIPS			50	50
305 MISCELLANEOUS EXPENSE	266	83	500	500
310 OFFICE EXPENSE	27,027	19,900	7,800	7,800
315 PROFESSIONAL AND SPECIALIZED SERVICES	1,272	14,215		
330 RENTS AND LEASES - EQUIPMENT	8,566	32,086	2,500	2,500
340 SPECIAL DEPARTMENTAL EXPENSE	830	887	3,500	3,500
344 TRANSPORTATION AND TRAVEL - B/S APPROVED		303		
345 TRANSPORTATION AND TRAVEL - CAO OR AGY APP		809	800	800
346 TRANSP AND TRAVEL - IN-CITY & NON-TRAVEL	932	1,521	2,110	2,110
347 TRANSPORTATION AND TRAVEL - EMPLY AUTO	329	941	2,200	2,200
TOTAL SERVICES AND SUPPLIES	\$ 39,421 *	\$ 71,210 *	\$ 19,760 *	\$ 19,760 *
FIXED ASSETS				
510 EQUIPMENT	\$ 741	\$ 1,677	\$ 250	\$ 250
NO QUAN DESCRIPTION				
01 LOT MINOR EQUIPMENT			250	250
TOTAL FIXED ASSETS	\$ 741 *	\$ 1,677 *	\$ 250 *	\$ 250 *
EXPENDITURE TRANSFERS AND REIMBURSEMENTS				
605 REIMBURSED PROJECTS	\$ 17,361-	\$	\$	\$
TOTAL EXPENDITURE TRANSFERS AND REIMBURSEMENTS	\$ 17,361-*	\$	\$	\$
TOTAL BUDGET UNIT 0290	\$ 617,360	\$ 332,186	\$ 176,402	\$ 176,402

AGENCY - LAW AND JUSTICE AGENCY

COUNTY OF SAN DIEGO FINAL BUDGET
1973-1974
BUDGET UNIT EXPENDITURE DETAIL
SCHEDULE 6

BUDGET UNIT - 2000 SUPERIOR COURT
FUND - 1001.00 GENERAL FUND

FUNCTION - PUBLIC PROTECTION
ACTIVITY - JUDICIAL

EXPENDITURE CLASSIFICATION	EXPENDITURES		APPROPRIATIONS	
	ACTUAL EXPENDITURES 1971-1972	ACTUAL EXPENDITURES 1972-1973	EXPENDITURE ESTIMATES RECOMMENDED 1973-1974	ADOPTED BY THE BOARD OF SUPERVISORS 1973-1974
SALARIES AND EMPLOYEE BENEFITS				
101 SALARIES AND WAGES - PERMANENT	\$ 1,038,878	\$ 1,150,002	\$ 1,242,919	\$ 1,242,919
102 SALARIES AND WAGES - NONPERMANENT	450	500	63,300	63,300
160 RETIREMENT - GENERAL MEMBERS - C.E.R.S.		68,917	77,057	77,057
165 RETIREMENT - O.A.S.D.I.		28,957	40,137	40,137
170 EMPLOYEE GROUP INSURANCE		17,204	19,006	19,006
175 EMPLOYEE COMPENSATION INSURANCE		5,196	5,628	5,628
190 SALARY SAVINGS			35,385-	35,385-
TOTAL SALARIES AND EMPLOYEE BENEFITS	\$ 1,039,328 *	\$ 1,270,776 *	\$ 1,412,662 *	\$ 1,412,662 *
SERVICES AND SUPPLIES				
261 JURY AND WITNESS EXPENSE - JURORS	\$ 341,929	\$ 444,665	\$ 400,000	\$ 500,000
262 JURY AND WITNESS EXPENSE - WITNESS	73,920	96,467	90,000	90,000
263 JURY AND WITNESS EXPENSE - INTERPRETERS	295	1,395	500	500
285 MAINTENANCE - EQUIPMENT OFFICE AND OTHER	147	1,076	3,300	3,300
310 OFFICE EXPENSE	13,410	31,307	33,000	33,000
314 E. D. P. COSTS		3,182	4,027	4,027
315 PROFESSIONAL AND SPECIALIZED SERVICES	127,217	135,970	95,000	95,000
316 PROF SPECIALIZED SERV-CRT APPTD ATTNEYS	667,651	920,262	675,000	1,025,000
330 RENTS AND LEASES - EQUIPMENT	133	3,146	4,000	4,000
340 SPECIAL DEPARTMENTAL EXPENSE	31,176	37,886	35,000	35,000
341 SPEC DEPART EXP-D. A. SPECIAL APPROPRIAT	65			
344 TRANSPORTATION AND TRAVEL-B/S APPROVED		6,103		
345 TRANSPORTATION AND TRAVEL-CAD OR AGY APP		1,851		
346 TRANSP AND TRAVEL - IN-CITY & NON-TRAVEL	6,143	137	8,000	8,000
347 TRANSPORTATION AND TRAVEL - EMPLY AUTO	40	293	200	200
348 TRANSPORTATION AND TRAVEL - OTHER	240	315		
TOTAL SERVICES AND SUPPLIES	\$ 1,262,366 *	\$ 1,684,055 *	\$ 1,348,027 *	\$ 1,798,027 *
FIXED ASSETS				
510 EQUIPMENT	\$ 46,674	\$ 26,175	\$ 10,787	\$ 10,787
NO QUAN DESCRIPTION				
01 LOT MINOR EQUIPMENT			6,975	6,975
02 4 ADDING MACHINE			880	880
03 3 TYPEWRITER ELEC IBM, 15=			1,725	1,725
04 2 DESK WALNUT 60X34 PEDESTAL			380	380
05 1 CREDENZA			315	315
06 1 CALCULATOR			270	270
07 1 TYPEWRITER, MANUAL			242	242
TOTAL FIXED ASSETS	\$ 46,674 *	\$ 26,175 *	\$ 10,787 *	\$ 10,787 *
TOTAL BUDGET UNIT 2000	\$ 2,348,368	\$ 2,981,006	\$ 2,771,476	\$ 3,221,476

AGENCY - LAW AND JUSTICE AGENCY

COUNTY OF SAN DIEGO FINAL BUDGET

1973-1974
BUDGET UNIT EXPENDITURE DETAIL
SCHEDULE 6BUDGET UNIT - 2070 SUPERIOR COURT, MENTAL HEALTH COUNSELOR
FUND - 1001.00 GENERAL FUNDFUNCTION - PUBLIC PROTECTION
ACTIVITY - JUDICIAL

EXPENDITURE CLASSIFICATION	EXPENDITURES		APPROPRIATIONS	
	ACTUAL EXPENDITURES 1971-1972	ACTUAL EXPENDITURES 1972-1973	EXPENDITURE ESTIMATES RECOMMENDED 1973-1974	ADOPTED BY THE BOARD OF SUPERVISORS 1973-1974
SALARIES AND EMPLOYEE BENEFITS				
101 SALARIES AND WAGES - PERMANENT	\$ 86,888	\$ 91,141	\$ 97,478	\$ 97,478
102 SALARIES AND WAGES - NONPERMANENT		1,859		
160 RETIREMENT - GENERAL MEMBERS - C.E.R.S.		7,662	7,777	7,777
165 RETIREMENT - O.A.S.D.I.		3,954	4,366	4,366
170 EMPLOYEE GROUP INSURANCE		1,718	1,768	1,768
175 EMPLOYEE COMPENSATION INSURANCE		412	415	415
TOTAL SALARIES AND EMPLOYEE BENEFITS	\$ 86,888 *	\$ 106,746 *	\$ 111,804 *	\$ 111,804 *
SERVICES AND SUPPLIES				
285 MAINTENANCE - EQUIPMENT OFFICE AND OTHER	\$ 23	\$ 47	\$ 100	\$ 100
310 OFFICE EXPENSE	528	1,029	1,000	1,000
315 PROFESSIONAL AND SPECIALIZED SERVICES	150	227	500	500
345 TRANSPORTATION AND TRAVEL-CAO OR AGY APP		75		
346 TRANSP AND TRAVEL - IN-CITY & NON-TRAVEL	38		106	106
347 TRANSPORTATION AND TRAVEL - EMPLY AUTO	3,065	2,960	3,600	3,600
TOTAL SERVICES AND SUPPLIES	\$ 3,804 *	\$ 4,338 *	\$ 5,306 *	\$ 5,306 *
FIXED ASSETS				
510 EQUIPMENT	\$ 491	\$ 529	\$ 560	\$ 560
NO QUAN DESCRIPTION				
01 1 ELECTRIC TYPEWRITER			560	560
TOTAL FIXED ASSETS	\$ 491 *	\$ 529 *	\$ 560 *	\$ 560 *
TOTAL BUDGET UNIT 2070	\$ 91,183	\$ 111,613	\$ 117,670	\$ 117,670

AGENCY - LAW AND JUSTICE AGENCY

COUNTY OF SAN DIEGO FINAL BUDGET
1973-1974
BUDGET UNIT EXPENDITURE DETAIL
SCHEDULE 6

BUDGET UNIT - 2100 MUNICIPAL COURT - EL CAJON
FUND - 1001.00 GENERAL FUND

FUNCTION - PUBLIC PROTECTION
ACTIVITY - JUDICIAL

EXPENDITURE CLASSIFICATION	EXPENDITURES		APPROPRIATIONS	
	ACTUAL EXPENDITURES 1971-1972	ACTUAL EXPENDITURES 1972-1973	EXPENDITURE ESTIMATES RECOMMENDED 1973-1974	ADOPTED BY THE BOARD OF SUPERVISORS 1973-1974
SALARIES AND EMPLOYEE BENEFITS				
101 SALARIES AND WAGES - PERMANENT	\$ 415,341	\$ 467,039	\$ 526,151	\$ 522,970
102 SALARIES AND WAGES - NONPERMANENT	5,516	13,120	12,704	12,704
160 RETIREMENT - GENERAL MEMBERS - C.E.R.S.		26,470	30,751	30,483
165 RETIREMENT - O.A.S.D.I.		16,623	21,342	21,156
170 EMPLOYEE GROUP INSURANCE		8,602	10,275	10,166
175 EMPLOYEE COMPENSATION INSURANCE		2,064	2,302	2,288
190 SALARY SAVINGS			15,000-	11,242-
TOTAL SALARIES AND EMPLOYEE BENEFITS	\$ 420,857 *	\$ 533,918 *	\$ 588,525 *	\$ 588,525 *
SERVICES AND SUPPLIES				
261 JURY AND WITNESS EXPENSE - JURORS	\$ 49,472	\$ 43,693	\$ 48,000	\$ 48,000
262 JURY AND WITNESS EXPENSE - WITNESS	3,407	5,887	6,000	6,000
263 JURY AND WITNESS EXPENSE - INTERPRETERS	20		500	500
285 MAINTENANCE - EQUIPMENT OFFICE AND OTHER	868	935	1,608	1,608
310 OFFICE EXPENSE	10,624	7,034	11,000	11,000
314 E. D. P. COSTS	12,754	10,499	15,201	15,201
315 PROFESSIONAL AND SPECIALIZED SERVICES	14,287	17,763	20,000	20,000
316 PROF SPECIALIZED SERV-CRT APPTD ATTNEYS	96,810	131,896	115,000	115,000
330 RENTS AND LEASES - EQUIPMENT	5,234	8,337	8,328	8,328
340 SPECIAL DEPARTMENTAL EXPENSE	5,675	5,758	8,000	8,000
344 TRANSPORTATION AND TRAVEL-B/S APPROVED		1,547		
345 TRANSPORTATION AND TRAVEL-CAO OR AGY APP		324		
346 TRANSP AND TRAVEL - IN-CTY & NON-TRAVEL	1,904	58	4,235	4,235
TOTAL SERVICES AND SUPPLIES	\$ 201,055 *	\$ 233,731 *	\$ 237,872 *	\$ 237,872 *
FIXED ASSETS				
510 EQUIPMENT	\$ 3,158	\$ 2,390	\$ 4,678	\$ 4,678
NO QUAN DESCRIPTION				
01 LOT MINOR EQUIPMENT			718	718
02 4 TYPEWRITER			2,240	2,240
03 4 DESK TYPEWRITER			700	700
04 1 TIME STAMP			250	250
05 1 DESK WOOD EXECUTIVE			190	190
06 1 CHAIR ROTARY EXECUTIVE			130	130
07 1 CALCULATOR			450	450
TOTAL FIXED ASSETS	\$ 3,158 *	\$ 2,390 *	\$ 4,678 *	\$ 4,678 *
TOTAL BUDGET UNIT 2100	\$ 625,070	\$ 770,039	\$ 831,075	\$ 831,075

AGENCY - LAW AND JUSTICE AGENCY

COUNTY OF SAN DIEGO FINAL BUDGET
 1973-1974
 BUDGET UNIT EXPENDITURE DETAIL
 SCHEDULE 6

BUDGET UNIT - 2200 MUNICIPAL COURT - NORTH COUNTY
 FUND - 1001.00 GENERAL FUND

FUNCTION - PUBLIC PROTECTION
 ACTIVITY - JUDICIAL

EXPENDITURE CLASSIFICATION	EXPENDITURES		APPROPRIATIONS	
	ACTUAL EXPENDITURES 1971-1972	ACTUAL EXPENDITURES 1972-1973	EXPENDITURE ESTIMATES RECOMMENDED 1973-1974	ADOPTED BY THE BOARD OF SUPERVISORS 1973-1974
SALARIES AND EMPLOYEE BENEFITS				
101 SALARIES AND WAGES - PERMANENT	\$ 545,293	\$ 598,978	\$ 636,328	\$ 636,328
102 SALARIES AND WAGES - NONPERMANENT	2,948	1,667		
160 RETIREMENT - GENERAL MEMBERS - C.E.R.S.		35,430	39,346	39,346
165 RETIREMENT - D.A.S.D.I.		20,645	26,440	26,440
170 EMPLOYEE GROUP INSURANCE		11,373	11,934	11,934
175 EMPLOYEE COMPENSATION INSURANCE		2,660	2,845	2,845
TOTAL SALARIES AND EMPLOYEE BENEFITS	\$ 548,241 *	\$ 670,753 *	\$ 716,893 *	\$ 716,893 *
SERVICES AND SUPPLIES				
230 HOUSEHOLD EXPENSE	\$ 87	\$	\$	\$
261 JURY AND WITNESS EXPENSE - JURORS	33,870	35,861	38,000	38,000
262 JURY AND WITNESS EXPENSE - WITNESS	11,993	10,417	10,000	10,000
263 JURY AND WITNESS EXPENSE - INTERPRETERS	245	35	250	250
285 MAINTENANCE - EQUIPMENT OFFICE AND OTHER	1,211	889	1,400	1,400
305 MISCELLANEOUS EXPENSE		32		
310 OFFICE EXPENSE	7,983	9,309	8,000	8,000
314 E. D. P. COSTS	21,682	17,393	19,403	19,403
315 PROFESSIONAL AND SPECIALIZED SERVICES	17,157	18,680	18,000	18,000
316 PROF SPECIALIZED SERV-CRT APPTD ATTNEYS	87,898	158,263	130,000	130,000
330 RENTS AND LEASES - EQUIPMENT	7,880	11,955	12,000	12,000
340 SPECIAL DEPARTMENTAL EXPENSE	3,837	3,767	4,500	4,500
344 TRANSPORTATION AND TRAVEL-B/S-APPROVED		903		
345 TRANSPORTATION AND TRAVEL-CAO OR AGY APP		1,315		
346 TRANSP AND TRAVEL - IN-CITY & NON-TRAVEL	1,972	121	2,500	2,500
347 TRANSPORTATION AND TRAVEL - EMPLY AUTO	713	717	750	750
TOTAL SERVICES AND SUPPLIES	\$ 196,528 *	\$ 269,657 *	\$ 244,803 *	\$ 244,803 *
FIXED ASSETS				
510 EQUIPMENT	\$ 4,776	\$ 4,901	\$ 5,160	\$ 5,160
NO QUAN - DESCRIPTION				
01 LOT MINOR EQUIPMENT			2,400	2,400
02 1 ADDING MACHINE			310	310
03 1 TIME STAMP ELEC			250	250
04 3 TYPEWRITER ELEC 11-			1,500	1,500
05 4 DESK STEEL			700	700
TOTAL FIXED ASSETS	\$ 4,776 *	\$ 4,901 *	\$ 5,160 *	\$ 5,160 *
EXPENDITURE TRANSFERS AND REIMBURSEMENTS				
600 COSTS APPLIED	\$ 1,789-	\$ 547-	\$	\$
TOTAL EXPENDITURE TRANSFERS AND REIMBURSEMENTS	\$ 1,789-*	\$ 547-*	\$ *	\$ *
TOTAL BUDGET UNIT 2200	\$ 747,756	\$ 944,764	\$ 966,856	\$ 966,856

AGENCY - LAW AND JUSTICE AGENCY

COUNTY OF SAN DIEGO FINAL BUDGET
1973-1974
BUDGET UNIT EXPENDITURE DETAIL
SCHEDULE 6

BUDGET UNIT - 2300 MUNICIPAL COURT - SAN DIEGO
FUND - 1001.00 GENERAL FUND

FUNCTION - PUBLIC PROTECTION
ACTIVITY - JUDICIAL

EXPENDITURE CLASSIFICATION	EXPENDITURES		APPROPRIATIONS	
	ACTUAL EXPENDITURES 1971-1972	ACTUAL EXPENDITURES 1972-1973	EXPENDITURE ESTIMATES RECOMMENDED 1973-1974	ADOPTED BY THE BOARD OF SUPERVISORS 1973-1974
SALARIES AND EMPLOYEE BENEFITS				
101 SALARIES AND WAGES - PERMANENT	\$ 2,631,655	\$ 2,854,470	\$ 3,045,499	\$ 3,045,499
102 SALARIES AND WAGES - NONPERMANENT	39,945	925		
160 RETIREMENT - GENERAL MEMBERS - C.E.R.S.		176,589	184,568	184,568
165 RETIREMENT - D.A.S.D.I.		94,661	116,120	116,120
170 EMPLOYEE GROUP INSURANCE		52,239	55,471	55,471
175 EMPLOYEE COMPENSATION INSURANCE		12,613	12,966	12,966
190 SALARY SAVINGS			28,419-	28,419-
TOTAL SALARIES AND EMPLOYEE BENEFITS	\$ 2,671,600 *	\$ 3,191,497 *	\$ 3,386,205 *	\$ 3,386,205 *
SERVICES AND SUPPLIES				
230 HOUSEHOLD EXPENSE	\$ 188	\$	\$	\$
261 JURY AND WITNESS EXPENSE - JURORS	197,067	186,736	161,700	161,700
262 JURY AND WITNESS EXPENSE - WITNESS	41,117	39,738	46,000	46,000
263 JURY AND WITNESS EXPENSE - INTERPRETERS	4,140	6,582	8,600	8,600
285 MAINTENANCE - EQUIPMENT OFFICE AND OTHER	4,072	8,511	9,400	9,400
310 OFFICE EXPENSE	38,524	50,256	57,004	57,004
314 E. D. P. COSTS	147,985	133,668	231,722	231,722
315 PROFESSIONAL AND SPECIALIZED SERVICES	95,492	126,850	151,000	151,000
316 PROF SPECIALIZED SERV-CRT APPTD ATTNEYS	696,361	787,631	835,000	835,000
330 RENTS AND LEASES - EQUIPMENT	25,943	38,271	45,000	45,000
340 SPECIAL DEPARTMENTAL EXPENSE	24,758	30,796	57,498	57,498
344 TRANSPORTATION AND TRAVEL-B/S APPROVED		6,179		
345 TRANSPORTATION AND TRAVEL-CAO OR AGY APP		3,510		
346 TRANSP AND TRAVEL - IN-CTY & NON-TRAVEL	10,688	554	18,000	18,000
TOTAL SERVICES AND SUPPLIES	\$ 1,286,335 *	\$ 1,419,282 *	\$ 1,620,924 *	\$ 1,620,924 *
FIXED ASSETS				
510 EQUIPMENT	\$ 15,125	\$ 17,331	\$ 21,832	\$ 21,832
NO QUAN DESCRIPTION				
01 LOT MINOR EQUIPMENT			3,646	3,646
02 11 TYPEWRITERS, ELECT.			6,160	6,160
03 2 TYPEWRITERS, SELECTRIC			1,150	1,150
04 8 DESKS, STEEL 60X36			1,400	1,400
05 3 DESKS, STEEL 60X30			420	420
06 4 ADDING MACHINES			880	880
07 2 TIME STAMPS			500	500
08 1 OVERHEAD PROJECTOR			351	351
09 3 MICROFICHE VIEWERS			555	555
10 1 CASH REGISTER			5,000	5,000
11 1 3M READER-PRINTER 400			1,770	1,770
TOTAL FIXED ASSETS	\$ 15,125 *	\$ 17,331 *	\$ 21,832 *	\$ 21,832 *
TOTAL BUDGET UNIT 2300	\$ 3,973,060	\$ 4,628,110	\$ 5,028,961	\$ 5,028,961

AGENCY - LAW AND JUSTICE AGENCY

 COUNTY OF SAN DIEGO FINAL BUDGET
 1973-1974
 BUDGET UNIT EXPENDITURE DETAIL
 SCHEDULE 6

 BUDGET UNIT - 2500 JUSTICE COURT, CORONADO
 FUND - 1001.00 GENERAL FUND

 FUNCTION - PUBLIC PROTECTION
 ACTIVITY - JUDICIAL

EXPENDITURE CLASSIFICATION	EXPENDITURES		APPROPRIATIONS	
	ACTUAL EXPENDITURES 1971-1972	ACTUAL EXPENDITURES 1972-1973	EXPENDITURE ESTIMATES RECOMMENDED 1973-1974	ADOPTED BY THE BOARD OF SUPERVISORS 1973-1974
SALARIES AND EMPLOYEE BENEFITS				
101 SALARIES AND WAGES - PERMANENT	\$ 31,975	\$ 38,575	\$ 46,537	\$ 46,537
102 SALARIES AND WAGES - NONPERMANENT		509	1,500	1,500
160 RETIREMENT - GENERAL MEMBERS - C.E.R.S.		3,252	3,707	3,707
165 RETIREMENT - O.A.S.D.I.		2,125	2,667	2,667
170 EMPLOYEE GROUP INSURANCE		686	1,211	1,211
175 EMPLOYEE COMPENSATION INSURANCE		174	204	204
TOTAL SALARIES AND EMPLOYEE BENEFITS	\$ 31,975 *	\$ 45,321 *	\$ 55,826 *	\$ 55,826 *
SERVICES AND SUPPLIES				
261 JURY AND WITNESS EXPENSE - JURORS	\$ 438	\$ 175	\$ 150	\$ 150
285 MAINTENANCE - EQUIPMENT OFFICE AND OTHER	190	82	300	300
310 OFFICE EXPENSE	591	958	1,400	1,400
340 SPECIAL DEPARTMENTAL EXPENSE	439		300	300
346 TRANSP AND TRAVEL - IN-CITY & NON-TRAVEL	216	52	100	100
TOTAL SERVICES AND SUPPLIES	\$ 1,874 *	\$ 1,267 *	\$ 1,950 *	\$ 1,950 *
FIXED ASSETS				
510 EQUIPMENT	\$ 208	\$ 124	\$ 1,995	\$ 1,995
NO QUAN DESCRIPTION				
01 LOT MINOR EQUIPMENT			335	335
02 2 DESK STEEL TYPEWRITER			350	350
03 1 DESK EXECUTIVE WOOD			190	190
04 2 TYPEWRITER SELECTIVE			1,120	1,120
TOTAL FIXED ASSETS	\$ 208 *	\$ 124 *	\$ 1,995 *	\$ 1,995 *
TOTAL BUDGET UNIT 2500	\$ 34,057	\$ 46,712	\$ 59,771	\$ 59,771

AGENCY - LAW AND JUSTICE AGENCY

 COUNTY OF SAN DIEGO FINAL BUDGET
 1973-1974
 BUDGET UNIT EXPENDITURE DETAIL
 SCHEDULE 6

 BUDGET UNIT - 2530 JUSTICE COURT, FALLBROOK
 FUND - 1001.00 GENERAL FUND

 FUNCTION - PUBLIC PROTECTION
 ACTIVITY - JUDICIAL

EXPENDITURE CLASSIFICATION	EXPENDITURES		APPROPRIATIONS	
	ACTUAL EXPENDITURES 1971-1972	ACTUAL EXPENDITURES 1972-1973	EXPENDITURE ESTIMATES RECOMMENDED 1973-1974	ADOPTED BY THE BOARD OF SUPERVISORS 1973-1974
SALARIES AND EMPLOYEE BENEFITS				
101 SALARIES AND WAGES - PERMANENT	\$ 15,509	\$ 17,282	\$ 21,976	\$ 21,976
102 SALARIES AND WAGES - NONPERMANENT	2,906	4,660	1,500	1,500
160 RETIREMENT - GENERAL MEMBERS - C.E.R.S.		715	1,001	1,001
165 RETIREMENT - O.A.S.D.I.		726	784	784
170 EMPLOYEE GROUP INSURANCE		472	548	548
175 EMPLOYEE COMPENSATION INSURANCE		98	99	99
TOTAL SALARIES AND EMPLOYEE BENEFITS	\$ 18,415 *	\$ 23,953 *	\$ 25,908 *	\$ 25,908 *
SERVICES AND SUPPLIES				
285 MAINTENANCE - EQUIPMENT OFFICE AND OTHER	\$	\$ 38	\$ 100	\$ 100
310 OFFICE EXPENSE	702	502	900	900
340 SPECIAL DEPARTMENTAL EXPENSE	217	208	100	100
TOTAL SERVICES AND SUPPLIES	\$ 919 *	\$ 748 *	\$ 1,100 *	\$ 1,100 *
FIXED ASSETS				
510 EQUIPMENT	\$ 782	\$ 66	\$	\$
TOTAL FIXED ASSETS	\$ 782 *	\$ 66 *	\$ *	\$ *
TOTAL BUDGET UNIT 2530	\$ 20,116	\$ 24,767	\$ 27,008	\$ 27,008

AGENCY - LAW AND JUSTICE AGENCY

COUNTY OF SAN DIEGO FINAL BUDGET

1973-1974
BUDGET UNIT EXPENDITURE DETAIL
SCHEDULE 6BUDGET UNIT - 2540 JUSTICE COURT, EAST COUNTY
FUND - 1001.00 GENERAL FUNDFUNCTION - PUBLIC PROTECTION
ACTIVITY - JUDICIAL

EXPENDITURE CLASSIFICATION	EXPENDITURES		APPROPRIATIONS	
	ACTUAL EXPENDITURES 1971-1972	ACTUAL EXPENDITURES 1972-1973	EXPENDITURE ESTIMATES RECOMMENDED 1973-1974	ADOPTED BY THE BOARD OF SUPERVISORS 1973-1974
SALARIES AND EMPLOYEE BENEFITS				
101 SALARIES AND WAGES - PERMANENT	\$ 15,951	\$ 16,842	\$ 21,019	\$ 21,019
102 SALARIES AND WAGES - NONPERMANENT	5,326	6,394	1,500	1,500
160 RETIREMENT - GENERAL MEMBERS - C.E.R.S.		1,435	1,667	1,667
165 RETIREMENT - D.A.S.D.I.		1,295	1,248	1,248
170 EMPLOYEE GROUP INSURANCE		421	548	548
175 EMPLOYEE COMPENSATION INSURANCE		104	95	95
TOTAL SALARIES AND EMPLOYEE BENEFITS	\$ 21,277 *	\$ 26,491 *	\$ 26,077 *	\$ 26,077 *
SERVICES AND SUPPLIES				
263 JURY AND WITNESS EXPENSE - INTERPRETERS		\$ 25		\$ 100
285 MAINTENANCE - EQUIPMENT OFFICE AND OTHER			100	100
310 OFFICE EXPENSE	835	1,190	1,200	1,200
340 SPECIAL DEPARTMENTAL EXPENSE	212	137	100	100
346 TRANSP AND TRAVEL - IN-CITY & NON-TRAVEL	155		100	100
TOTAL SERVICES AND SUPPLIES	\$ 1,202 *	\$ 1,352 *	\$ 1,500 *	\$ 1,500 *
FIXED ASSETS				
510 EQUIPMENT	\$ 641			
TOTAL FIXED ASSETS	\$ 641 *			
TOTAL BUDGET UNIT 2540	\$ 23,120	\$ 27,843	\$ 27,577	\$ 27,577

AGENCY - LAW AND JUSTICE AGENCY

COUNTY OF SAN DIEGO FINAL BUDGET
1973-1974
BUDGET UNIT EXPENDITURE DETAIL
SCHEDULE 6

BUDGET UNIT - 2550 JUSTICE COURT, NATIONAL
FUND - 1001.00 GENERAL FUND

FUNCTION - PUBLIC PROTECTION
ACTIVITY - JUDICIAL

EXPENDITURE CLASSIFICATION	EXPENDITURES		APPROPRIATIONS	
	ACTUAL EXPENDITURES 1971-1972	ACTUAL EXPENDITURES 1972-1973	EXPENDITURE ESTIMATES RECOMMENDED 1973-1974	ADOPTED BY THE BOARD OF SUPERVISORS 1973-1974
SALARIES AND EMPLOYEE BENEFITS				
101 SALARIES AND WAGES - PERMANENT	\$ 59,701	\$ 65,882	\$ 73,050	\$ 73,050
102 SALARIES AND WAGES - NONPERMANENT	860	2,697	2,000	2,000
160 RETIREMENT - GENERAL MEMBERS - C.E.R.S.		5,515	5,818	5,818
165 RETIREMENT - O.A.S.D.I.		3,706	4,154	4,154
170 EMPLOYEE GROUP INSURANCE		1,797	1,879	1,879
175 EMPLOYEE COMPENSATION INSURANCE		307	319	319
TOTAL SALARIES AND EMPLOYEE BENEFITS	\$ 60,561 *	\$ 79,904 *	\$ 87,220 *	\$ 87,220 *
SERVICES AND SUPPLIES				
261 JURY AND WITNESS EXPENSE - JURORS	\$	\$ 5-	\$	\$
263 JURY AND WITNESS EXPENSE - INTERPRETERS	25			
285 MAINTENANCE - EQUIPMENT OFFICE AND OTHER	335	296	350	350
310 OFFICE EXPENSE	2,405	2,084	3,400	3,400
325 RENTS & LEASES-STRUCTURES IMPROVE GRNDS	19	13		
340 SPECIAL DEPARTMENTAL EXPENSE			150	150
346 TRANSP AND TRAVEL - IN-CTY & NON-TRAVEL	103		100	100
TOTAL SERVICES AND SUPPLIES	\$ 2,887 *	\$ 2,388 *	\$ 4,000 *	\$ 4,000 *
FIXED ASSETS				
510 EQUIPMENT	\$ 706	\$ 506	\$	\$
TOTAL FIXED ASSETS	\$ 706 *	\$ 506 *	\$ *	\$ *
TOTAL BUDGET UNIT 2550	\$ 64,154	\$ 82,798	\$ 91,220	\$ 91,220

AGENCY - LAW AND JUSTICE AGENCY

COUNTY OF SAN DIEGO FINAL BUDGET
 1973-1974
 BUDGET UNIT EXPENDITURE DETAIL
 SCHEDULE 6

BUDGET UNIT - 2560 JUSTICE COURT, RAMONA
 FUND - 1001.00 GENERAL FUND

FUNCTION - PUBLIC PROTECTION
 ACTIVITY - JUDICIAL

EXPENDITURE CLASSIFICATION	EXPENDITURES		APPROPRIATIONS	
	ACTUAL EXPENDITURES 1971-1972	ACTUAL EXPENDITURES 1972-1973	EXPENDITURE ESTIMATES RECOMMENDED 1973-1974	ADOPTED BY THE BOARD OF SUPERVISORS 1973-1974
SALARIES AND EMPLOYEE BENEFITS				
101 SALARIES AND WAGES - PERMANENT	\$ 24,664	\$ 27,355	\$ 30,027	\$ 30,027
102 SALARIES AND WAGES - NONPERMANENT			1,500	1,500
160 RETIREMENT - GENERAL MEMBERS - C.E.R.S.		1,388	1,625	1,625
165 RETIREMENT - O.A.S.D.I.		1,498	1,753	1,753
170 EMPLOYEE GROUP INSURANCE		736	769	769
175 EMPLOYEE COMPENSATION INSURANCE		122	134	134
TOTAL SALARIES AND EMPLOYEE BENEFITS	\$ 24,664 *	\$ 31,099 *	\$ 35,808 *	\$ 35,808 *
SERVICES AND SUPPLIES				
285 MAINTENANCE - EQUIPMENT OFFICE AND OTHER	\$ 115	\$ 45	\$ 150	\$ 150
310 OFFICE EXPENSE	1,356	1,187	1,800	1,800
330 RENTS AND LEASES - EQUIPMENT	11	35	50	50
340 SPECIAL DEPARTMENTAL EXPENSE		75		
346 TRANSP AND TRAVEL - IN-CITY & NON-TRAVEL			150	150
TOTAL SERVICES AND SUPPLIES	\$ 1,482 *	\$ 1,342 *	\$ 2,150 *	\$ 2,150 *
FIXED ASSETS				
510 EQUIPMENT		\$ 5,486	\$ 560	\$ 560
NO QUAN DESCRIPTION				
01 1 TYPEWRITER SELECTRIC IBM 13=			560	560
TOTAL FIXED ASSETS	\$ *	\$ 5,486 *	\$ 560 *	\$ 560 *
TOTAL BUDGET UNIT 2560	\$ 26,146	\$ 37,927	\$ 38,518	\$ 38,518

AGENCY - LAW AND JUSTICE AGENCY

 COUNTY OF SAN DIEGO FINAL BUDGET
 1973-1974
 BUDGET UNIT EXPENDITURE DETAIL
 SCHEDULE 6

 BUDGET UNIT - 2580 JUSTICE COURT TRIAL JURY EXPENSE
 FUND - 1001.00 GENERAL FUND

 FUNCTION - PUBLIC PROTECTION
 ACTIVITY - JUDICIAL

EXPENDITURE CLASSIFICATION	EXPENDITURES		APPROPRIATIONS	
	ACTUAL EXPENDITURES 1971-1972	ACTUAL EXPENDITURES 1972-1973	EXPENDITURE ESTIMATES RECOMMENDED 1973-1974	ADOPTED BY THE BOARD OF SUPERVISORS 1973-1974
SERVICES AND SUPPLIES				
261 JURY AND WITNESS EXPENSE - JURORS	\$ 13,788	\$ 13,245	\$ 16,500	\$ 16,500
262 JURY AND WITNESS EXPENSE - WITNESS	595	824	800	800
263 JURY AND WITNESS EXPENSE - INTERPRETERS	1,645	2,100	1,600	1,600
305 MISCELLANEDUS EXPENSE			200	200
315 PROFESSIONAL AND SPECIALIZED SERVICES	260	468	600	600
316 PROF SPECIALIZED SERV-CRT APPTED ATTNEYS	8,961	4,820	9,700	9,700
347 TRANSPORTATION AND TRAVEL - EMPLOY AUTO	185	183	200	200
TOTAL SERVICES AND SUPPLIES	\$ 25,434 *	\$ 21,640 *	\$ 29,600 *	\$ 29,600 *
TOTAL BUDGET UNIT 2580	\$ 25,434	\$ 21,640	\$ 29,600	\$ 29,600

AGENCY - LAW AND JUSTICE AGENCY

COUNTY OF SAN DIEGO FINAL BUDGET

1973-1974
BUDGET UNIT EXPENDITURE DETAIL
SCHEDULE 6

BUDGET UNIT - 2600 BUREAU OF REVENUE & RECOVERY
FUND - 1001.00 GENERAL FUND

FUNCTION - PUBLIC PROTECTION
ACTIVITY - JUDICIAL

EXPENDITURE CLASSIFICATION	EXPENDITURES		APPROPRIATIONS	
	ACTUAL EXPENDITURES 1971-1972	ACTUAL EXPENDITURES 1972-1973	EXPENDITURE ESTIMATES RECOMMENDED 1973-1974	ADOPTED BY THE BOARD OF SUPERVISORS 1973-1974
SALARIES AND EMPLOYEE BENEFITS				
101 SALARIES AND WAGES - PERMANENT	\$	\$ 931,568	\$ 1,116,751	\$ 1,116,751
102 SALARIES AND WAGES - NONPERMANENT		27,577	14,000	14,000
160 RETIREMENT - GENERAL MEMBERS - C.E.R.S.		75,410	87,928	87,928
165 RETIREMENT - O.A.S.D.I.		48,258	61,363	61,363
170 EMPLOYEE GROUP INSURANCE		23,385	27,846	27,846
175 EMPLOYEE COMPENSATION INSURANCE		4,201	4,818	4,818
190 SALARY SAVINGS			68,027	68,027
TOTAL SALARIES AND EMPLOYEE BENEFITS	\$	* \$ 1,110,399 *	\$ 1,244,679 *	\$ 1,244,679 *
SERVICES AND SUPPLIES				
215 COMMUNICATIONS	\$	\$	\$ 50	\$ 50
285 MAINTENANCE - EQUIPMENT OFFICE AND OTHER		591	2,000	2,000
300 MEMBERSHIPS		50	50	50
305 MISCELLANEOUS EXPENSE			500	500
310 OFFICE EXPENSE		43,934	51,000	51,000
314 E. D. P. COSTS		263,798	293,313	293,313
330 RENTS AND LEASES - EQUIPMENT		3,170	15,300	15,300
340 SPECIAL DEPARTMENTAL EXPENSE		194	700	700
344 TRANSPORTATION AND TRAVEL - B/S APPROVED		735	1,730	1,730
345 TRANSPORTATION AND TRAVEL - CAO OR AGY APP		198	980	980
346 TRANSP AND TRAVEL - IN-CTY & NON-TRAVEL		55	466	466
347 TRANSPORTATION AND TRAVEL - EMPLY AUTO		216	500	500
348 TRANSPORTATION AND TRAVEL - OTHER			25	25
TOTAL SERVICES AND SUPPLIES	\$	* \$ 312,941 *	\$ 366,614 *	\$ 366,614 *
FIXED ASSETS				
510 EQUIPMENT	\$	\$ 7,505	\$ 8,125	\$ 8,125
NO QUAN DESCRIPTION				
01 LOT MINOR EQUIPMENT			1,695	1,695
02 5 ADDING MACHINE			1,150	1,150
03 6 TYPEWRITER, ELECTRIC			3,180	3,180
04 5 DESK, STEEL, W/L UNIT			1,475	1,475
05 1 COUCH, EXECUTIVE			350	350
06 1 DESK, WOOD, EXEC.			275	275
TOTAL FIXED ASSETS	\$	* \$ 7,505 *	\$ 8,125 *	\$ 8,125 *
TOTAL BUDGET UNIT 2600	\$	\$ 1,430,845	\$ 1,619,418	\$ 1,619,418

AGENCY - LAW AND JUSTICE AGENCY

 COUNTY OF SAN DIEGO FINAL BUDGET
 1973-1974
 BUDGET UNIT EXPENDITURE DETAIL
 SCHEDULE 6

BUDGET UNIT - 2700 GRAND JURY

FUND - 1001.00 GENERAL FUND

 FUNCTION - PUBLIC PROTECTION
 ACTIVITY - JUDICIAL

EXPENDITURE CLASSIFICATION	EXPENDITURES		APPROPRIATIONS	
	ACTUAL EXPENDITURES 1971-1972	ACTUAL EXPENDITURES 1972-1973	EXPENDITURE ESTIMATES RECOMMENDED 1973-1974	ADOPTED BY THE BOARD OF SUPERVISORS 1973-1974
SERVICES AND SUPPLIES				
261 JURY AND WITNESS EXPENSE - JURORS	\$ 38,222	\$ 40,670	\$ 34,000	\$ 34,000
262 JURY AND WITNESS EXPENSE - WITNESS	3,631	4,051	3,500	3,500
263 JURY AND WITNESS EXPENSE - INTERPRETERS		35		
310 OFFICE EXPENSE	950	1,688	1,200	1,200
315 PROFESSIONAL AND SPECIALIZED SERVICES	14,096	19,746	16,100	16,100
330 RENTS AND LEASES - EQUIPMENT		8		
340 SPECIAL DEPARTMENTAL EXPENSE	7			
346 TRANSP AND TRAVEL - IN-CITY & NON-TRAVEL	222		200	200
TOTAL SERVICES AND SUPPLIES	\$ 57,128 *	\$ 66,198 *	\$ 55,000 *	\$ 55,000 *
TOTAL BUDGET UNIT 2700	\$ 57,128	\$ 66,198	\$ 55,000	\$ 55,000

AGENCY - LAW AND JUSTICE AGENCY

COUNTY OF SAN DIEGO FINAL BUDGET

1973-1974
BUDGET UNIT EXPENDITURE DETAIL
SCHEDULE 6

BUDGET UNIT - 2800 COUNTY CLERK
FUND - 1001.00 GENERAL FUND

FUNCTION - PUBLIC PROTECTION
ACTIVITY - JUDICIAL

EXPENDITURE CLASSIFICATION	EXPENDITURES		EXPENDITURE	APPROPRIATIONS
	ACTUAL EXPENDITURES 1971-1972	ACTUAL EXPENDITURES 1972-1973	ESTIMATES RECOMMENDED 1973-1974	ADOPTED BY THE BOARD OF SUPERVISORS 1973-1974
SALARIES AND EMPLOYEE BENEFITS				
101 SALARIES AND WAGES - PERMANENT	\$ 1,795,617	\$ 1,436,668	\$ 1,598,513	\$ 1,598,513
102 SALARIES AND WAGES - NONPERMANENT	12,175	20,214	4,900	4,900
160 RETIREMENT - GENERAL MEMBERS - C.E.R.S.		119,308	125,121	125,121
165 RETIREMENT - O.A.S.D.I.		69,409	83,132	83,132
170 EMPLOYEE GROUP INSURANCE		32,154	36,795	36,795
175 EMPLOYEE COMPENSATION INSURANCE		6,423	6,851	6,851
190 SALARY SAVINGS	3,264		30,877	30,877
TOTAL SALARIES AND EMPLOYEE BENEFITS	\$ 1,811,056 *	\$ 1,684,176 *	\$ 1,824,435 *	\$ 1,824,435 *
SERVICES AND SUPPLIES				
215 COMMUNICATIONS			50	50
230 HOUSEHOLD EXPENSE			2,000	2,000
285 MAINTENANCE - EQUIPMENT OFFICE AND OTHER	3,786	3,416	2,500	2,500
300 MEMBERSHIPS	50	135	125	125
305 MISCELLANEOUS EXPENSE	82		500	500
310 OFFICE EXPENSE	88,505	89,885	85,000	85,000
314 E. D. P. COSTS	408,203	121,207	145,484	145,484
315 PROFESSIONAL AND SPECIALIZED SERVICES	82	335	100	100
330 RENTS AND LEASES - EQUIPMENT	23,889	28,539	30,000	30,000
340 SPECIAL DEPARTMENTAL EXPENSE	6,992	1,766	4,500	4,500
344 TRANSPORTATION AND TRAVEL - B/S APPROVED		1,325	500	500
345 TRANSPORTATION AND TRAVEL - CAO OR AGY APP		792	1,500	1,500
346 TRANSP AND TRAVEL - IN-CITY & NON-TRAVEL	2,665		800	800
347 TRANSPORTATION AND TRAVEL - EMPLOY AUTO			200	200
348 TRANSPORTATION AND TRAVEL - OTHER	52		25	25
TOTAL SERVICES AND SUPPLIES	\$ 534,306 *	\$ 247,400 *	\$ 273,284 *	\$ 273,284 *
FIXED ASSETS				
510 EQUIPMENT	\$ 25,547	\$ 27,496	\$ 34,266	\$ 34,266
NO. QUAN DESCRIPTION				
01 LOT MINOR EQUIPMENT			12,283	12,283
02 6 TYPEWRITER, MANUAL			1,452	1,452
03 10 TYPEWRITER, ELECTRIC			5,300	5,300
04 5 TYPEWRITER, SELECTRIC			2,800	2,800
05 1 TYPEWRITER, SELECTRIC W/DUAL PITCH			610	610
06 10 DESK, STANDARD, TYPIST			1,750	1,750
07 2 DESK, STEEL, W/L-UNIT			590	590
08 2 DESK, EXEC, WOOD			450	450
09 1 ADDING MACHINE			420	420
10 1 CALCULATOR, ELECTRONIC			300	300
11 1 MICROFICHE INSTALLATION			4,275	4,275
12 1 MICROFICHE EASAMATIC READER			241	241
13 1 MICROFILE MACHINE			1,644	1,644
14 1 REGISTER OF ACTION STATION			486	486
15 1 PAPER DRILL			430	430
16 1 CABINET DATA MEDIA			785	785
17 2 CREDENZA, EXEC, WOOD			400	400
18 1 RECORDER, TAPE, CASSETTE			50	50
TOTAL FIXED ASSETS	\$ 25,547 *	\$ 27,496 *	\$ 34,266 *	\$ 34,266 *
EXPENDITURE TRANSFERS AND REIMBURSEMENTS				
600 COSTS APPLIED	\$ 3,340-			

AGENCY - LAW AND JUSTICE AGENCY

 COUNTY OF SAN DIEGO FINAL BUDGET
 1973-1974
 BUDGET UNIT EXPENDITURE DETAIL
 SCHEDULE 6

 BUDGET UNIT - 2800 COUNTY CLERK
 FUND - 1001.00 GENERAL FUND

 FUNCTION - PUBLIC PROTECTION
 ACTIVITY - JUDICIAL

EXPENDITURE CLASSIFICATION	EXPENDITURES		APPROPRIATIONS	
	ACTUAL EXPENDITURES 1971-1972	ACTUAL EXPENDITURES 1972-1973	EXPENDITURE ESTIMATES RECOMMENDED 1973-1974	ADOPTED BY THE BOARD OF SUPERVISORS 1973-1974
EXPENDITURE TRANSFERS AND REIMBURSEMENTS - CONTINUED				
605 REIMBURSED PROJECTS		6,194-		
TOTAL EXPENDITURE TRANSFERS AND REIMBURSEMENTS	\$ 9,534-*	\$ *	\$ *	\$ *
TOTAL BUDGET UNIT 2800	\$ 2,361,375	\$ 1,959,072	\$ 2,131,985	\$ 2,131,985

AGENCY - LAW AND JUSTICE AGENCY

COUNTY OF SAN DIEGO FINAL BUDGET

1973-1974
BUDGET UNIT EXPENDITURE DETAIL
SCHEDULE 6

BUDGET UNIT - 2900 DISTRICT ATTORNEY
FUND - 1001.00 GENERAL FUND

FUNCTION - PUBLIC PROTECTION
ACTIVITY - JUDICIAL

EXPENDITURE CLASSIFICATION	EXPENDITURES		EXPENDITURE	ADOPTED BY
	ACTUAL EXPENDITURES 1971-1972	ACTUAL EXPENDITURES 1972-1973	ESTIMATES RECOMMENDED 1973-1974	THE BOARD OF SUPERVISORS 1973-1974
SALARIES AND EMPLOYEE BENEFITS				
101 SALARIES AND WAGES - PERMANENT	\$ 2,787,177	\$ 3,276,150	\$ 3,911,247	\$ 3,911,247
102 SALARIES AND WAGES - NONPERMANENT	110,871	169,433	51,365	51,365
160 RETIREMENT - GENERAL MEMBERS - C.E.R.S.		297,934	342,860	342,860
165 RETIREMENT - O.A.S.D.I.		103,413	173,398	173,398
170 EMPLOYEE GROUP INSURANCE		50,248	58,674	58,674
175 EMPLOYEE COMPENSATION INSURANCE		15,224	16,890	16,890
190 SALARY SAVINGS			310,000	310,000
TOTAL SALARIES AND EMPLOYEE BENEFITS	\$ 2,898,048 *	\$ 3,912,402 *	\$ 4,244,434 *	\$ 4,244,434 *
SERVICES AND SUPPLIES				
215 COMMUNICATIONS	\$ 610	\$ 1,526	\$ 300	\$ 300
230 HOUSEHOLD EXPENSE	124			
285 MAINTENANCE - EQUIPMENT OFFICE AND OTHER	1,140	1,596	1,600	1,600
300 MEMBERSHIPS	295	6,348	8,750	8,750
305 MISCELLANEOUS EXPENSE	100	92		
310 OFFICE EXPENSE	24,789	44,572	42,470	42,470
314 E. D. P. COSTS	6,143	15,455	36,594	36,594
315 PROFESSIONAL AND SPECIALIZED SERVICES	96,333	46,136	464,627	464,627
330 RENTS AND LEASES - EQUIPMENT	29,338	63,396	38,558	38,558
340 SPECIAL DEPARTMENTAL EXPENSE	20,166	65,781	26,969	26,969
341 SPEC DEPART EXP-D. A. SPECIAL APPROPRIAT	14,327	72,038	5,000	5,000
344 TRANSPORTATION AND TRAVEL-B/S-APPROVED		9,421	6,900	6,900
345 TRANSPORTATION AND TRAVEL-CAO DR AGY APP		2,647	5,100	5,100
346 TRANSP AND TRAVEL - IN-CITY & NON-TRAVEL	4,979	515	1,200	1,200
347 TRANSPORTATION AND TRAVEL - EMLY AUTO	21,819	25,090	20,000	20,000
348 TRANSPORTATION AND TRAVEL - OTHER	26,592	46,384	45,000	45,000
TOTAL SERVICES AND SUPPLIES	\$ 246,755 *	\$ 400,997 *	\$ 703,068 *	\$ 703,068 *
FIXED ASSETS				
510-EQUIPMENT	\$ 78,072	\$ 53,090	\$ 50,720	\$ 50,720
NO QUAN DESCRIPTION				
01 LOT MINOR EQUIPMENT			21,638	21,638
02 6 CASSETTE TRANSCRIBER			2,352	2,352
03 18 CASSETTE RECORDER			1,890	1,890
04 17 TYPEWRITER DESK			2,975	2,975
05 20 ELECTRIC TYPEWRITER			10,600	10,600
06 1 MANUAL TYPEWRITER			232	232
07 1 ADDING MACHINE			220	220
08 1 DRAPES			2,742	2,742
09 2 SOFA			700	700
10 10 CREDENZA			2,340	2,340
11 5 DESK			1,195	1,195
12 1 1000 MM TELEPHOTO LENS			600	600
13 1 TABLE TOP SPEAKER'S LECTURN & ACCESS.			295	295
14 1 8 MM MOVIE PROJECTOR			189	189
15 1 INSTAMATIC CAMERA			105	105
16 1 ON-BODY MINIATURE TAPE RECORDER			630	630
17 3 TAPE RECORDER			600	600
18 1 WIRELESS MICROPHONE & RECEIVER			473	473
19 4 CASSETTE RECORDER-TC-110A			504	504
20 1 MOTORIZED DRIVE FOR A CAMERA			440	440

AGENCY - LAW AND JUSTICE AGENCY

COUNTY OF SAN DIEGO FINAL BUDGET
 1973-1974
 BUDGET UNIT EXPENDITURE DETAIL
 SCHEDULE 6

BUDGET UNIT - 2900 DISTRICT ATTORNEY
 FUND - 1001.00 GENERAL FUND

FUNCTION - PUBLIC PROTECTION
 ACTIVITY - JUDICIAL

EXPENDITURE CLASSIFICATION	EXPENDITURES		APPROPRIATIONS	
	ACTUAL EXPENDITURES 1971-1972	ACTUAL EXPENDITURES 1972-1973	EXPENDITURE ESTIMATES RECOMMENDED 1973-1974	ADOPTED BY THE BOARD OF SUPERVISORS 1973-1974
FIXED ASSETS - CONTINUED				
TOTAL FIXED ASSETS	\$ 78,072 *	\$ 53,090 *	\$ 50,720 *	\$ 50,720 *
EXPENDITURE TRANSFERS AND REIMBURSEMENTS				
600 COSTS APPLIED	\$ 4,072-	\$	\$	\$
605 REIMBURSED PROJECTS	\$ 8,061-	\$	\$	\$
TOTAL EXPENDITURE TRANSFERS AND REIMBURSEMENTS	\$ 12,133-*	\$ *	\$ *	\$ *
TOTAL BUDGET UNIT 2900	\$ 3,210,742	\$ 4,366,489	\$ 4,998,222	\$ 4,998,222

AGENCY - LAW AND JUSTICE AGENCY

COUNTY OF SAN DIEGO FINAL BUDGET

1973-1974
BUDGET UNIT EXPENDITURE DETAIL
SCHEDULE 6BUDGET UNIT - 3000 SHERIFF, LAW ENFORCEMENT
FUND - 1001.00 GENERAL FUNDFUNCTION - PUBLIC PROTECTION
ACTIVITY - POLICE PROTECTION

EXPENDITURE CLASSIFICATION	EXPENDITURES		APPROPRIATIONS	
	ACTUAL EXPENDITURES 1971-1972	ACTUAL EXPENDITURES 1972-1973	EXPENDITURE ESTIMATES RECOMMENDED 1973-1974	ADOPTED BY THE BOARD OF SUPERVISORS 1973-1974
SALARIES AND EMPLOYEE BENEFITS				
101 SALARIES AND WAGES - PERMANENT	\$ 8,122,161	\$ 9,143,847	\$ 10,372,333	\$ 10,476,280
102 SALARIES AND WAGES - NONPERMANENT	335,511	279,340	422,850	422,850
160 RETIREMENT - GENERAL MEMBERS - C.E.R.S.		1,383,128	1,528,379	1,546,611
165 RETIREMENT - O.A.S.D.I.		106,441	477,403	481,806
170 EMPLOYEE GROUP INSURANCE		157,603	184,854	186,401
175 EMPLOYEE COMPENSATION INSURANCE		41,586	46,237	46,705
190 SALARY SAVINGS			250,000-	250,000-
191 EMPLOYEE BENEFIT SAVINGS			319,493-	338,090-
TOTAL SALARIES AND EMPLOYEE BENEFITS	\$ 8,457,672 *	\$ 11,111,945 *	\$ 12,462,563 *	\$ 12,572,563 *
SERVICES AND SUPPLIES				
210 CLOTHING AND PERSONAL SUPPLIES	\$ 17,317	\$ 12,489	\$ 9,610	\$ 9,610
215 COMMUNICATIONS	9,241	32,020	636	636
230 HOUSEHOLD EXPENSE	28	28		
245 INSURANCE - PUBLIC LIABILITY	3,613	2,436	4,000	4,000
285 MAINTENANCE - EQUIPMENT OFFICE AND OTHER	4,780	5,466	5,850	5,850
290 MAINTENANCE-STRUCTURES IMPROVE GROUNDS	528	221		
295 MEDICAL, DENTAL AND LABORATORY SUPPLIES	6,439	9,867	20,845	20,845
300 MEMBERSHIPS	146	273	400	400
305 MISCELLANEOUS EXPENSE		149	1,200	1,200
310 OFFICE EXPENSE	59,050	73,615	60,065	60,065
314 E. D. P. COSTS	254,017	71,913	108,004	108,004
315 PROFESSIONAL AND SPECIALIZED SERVICES	19,389	47,916	20,085	20,085
320 PUBLICATIONS AND LEGAL NOTICES		662		
330 RENTS AND LEASES - EQUIPMENT	11,918	25,293	32,000	32,000
340 SPECIAL DEPARTMENTAL EXPENSE	84,194	190,863	159,487	159,487
342 SPEC DEPART EXP-SHERIFF SPEC APPROPRIATN	16,000	12,880	15,000	15,000
344 TRANSPORTATION AND TRAVEL-B/S APPROVED		17,054	11,565	11,565
345 TRANSPORTATION AND TRAVEL-CAD DR AGY APP		5,210	6,385	6,385
346 TRANSP AND TRAVEL - IN-CITY & NON-TRAVEL	15,712	15,937	3,800	3,800
347 TRANSPORTATION AND TRAVEL - EMPLY AUTO		413	1,000	1,000
348 TRANSPORTATION AND TRAVEL - OTHER	31,336	29,441		
TOTAL SERVICES AND SUPPLIES	\$ 534,121 *	\$ 554,152 *	\$ 459,932 *	\$ 459,932 *
FIXED ASSETS				
510 EQUIPMENT	\$ 230,934	\$ 71,348	\$ 56,248	\$ 56,248
NO QUAN DESCRIPTION				
01 LOT MINOR EQUIPMENT			13,543	13,543
02 2 DESK, EXEC. W/TYPERWRITER RETURN			400	400
03 4 DESK, EXEC. 60 X 30			720	720
04 1 DESK, 30 X 42			115	115
05 1 TYPEWRITER, ELECTRIC 20=			590	590
06 1 TYPEWRITER, ELECTRIC 24=			635	635
07 1 ELECTRIC SKEET TRAP			1,651	1,651
08 4 SHOTGUN, AUTO 12 GA.			740	740
09 5 SPOTTING SCOPE W/STAND			360	360
10 3 RIFLE, SEMI/AUTO AR-18S			600	600
11 1 CALCULATOR, ELECTRIC			350	350
12 1 DISPLAY UNIT, MOD. HLPD1000			750	750
13 2 CALCULATOR, ELECTRONIC			210	210
14 2 TYPEWRITER, SELECTRIC			1,150	1,150

AGENCY - LAW AND JUSTICE AGENCY

COUNTY OF SAN DIEGO FINAL BUDGET
1973-1974
BUDGET UNIT EXPENDITURE DETAIL
SCHEDULE 6

BUDGET UNIT - 3000 SHERIFF, LAW ENFORCEMENT
FUND - 1001.00 GENERAL FUND

FUNCTION - PUBLIC PROTECTION
ACTIVITY - POLICE PROTECTION

EXPENDITURE CLASSIFICATION		ACTUAL EXPENDITURES 1971-1972	ACTUAL EXPENDITURES 1972-1973	EXPENDITURE ESTIMATES RECOMMENDED 1973-1974	ADOPTED BY THE BOARD OF SUPERVISORS 1973-1974
FIXED ASSETS - CONTINUED					
15	1			232	232
16	1			530	530
17	1			300	300
18	2			180	180
19	2			500	500
20	1			185	185
21	25			2,250	2,250
22	1			175	175
23	20			1,700	1,700
24	1			93	93
25	1			285	285
26	1			600	600
27	2			1,060	1,060
28	1			135	135
29	1			11,500	11,500
30	1			1,400	1,400
31	1			1,100	1,100
32	1			1,800	1,800
33	1			300	300
34	1			450	450
35	1			125	125
36	1			50	50
37	1			704	704
38	1			350	350
39	1			190	190
40	1			115	115
41	1			100	100
42	5			700	700
43	1			100	100
44	1			225	225
45	2			6,320	6,320
46	4			680	680
TOTAL FIXED ASSETS		\$ 230,934 *	\$ 71,348 *	\$ 56,248 *	\$ 56,248 *
EXPENDITURE TRANSFERS AND REIMBURSEMENTS					
600 COSTS APPLIED		\$ 15,190-	\$ 37,588-	\$ 34,940-	\$ 34,940-
605 REIMBURSED PROJECTS		\$ 115,728-			
TOTAL EXPENDITURE TRANSFERS AND REIMBURSEMENTS		\$ 130,918-*	\$ 37,588-*	\$ 34,940-*	\$ 34,940-*
TOTAL BUDGET UNIT 3000		\$ 9,091,809	\$ 11,699,857	\$ 12,943,803	\$ 13,053,803

AGENCY - LAW AND JUSTICE AGENCY

COUNTY OF SAN DIEGO FINAL BUDGET

1973-1974
BUDGET UNIT EXPENDITURE DETAIL
SCHEDULE 6BUDGET UNIT - 3010 SHERIFF, CIVIL BAILIFF
FUND - 1001.00 GENERAL FUNDFUNCTION - PUBLIC PROTECTION
ACTIVITY - POLICE PROTECTION

EXPENDITURE CLASSIFICATION	EXPENDITURES		APPROPRIATIONS	
	ACTUAL EXPENDITURES 1971-1972	ACTUAL EXPENDITURES 1972-1973	EXPENDITURE ESTIMATES RECOMMENDED 1973-1974	ADOPTED BY THE BOARD OF SUPERVISORS 1973-1974
SERVICES AND SUPPLIES				
210 CLOTHING AND PERSONAL SUPPLIES	\$	\$ 1,722	\$ 300	\$ 300
285 MAINTENANCE - EQUIPMENT OFFICE AND OTHER	702	335	1,000	1,000
295 MEDICAL, DENTAL AND LABORATORY SUPPLIES	204		200	200
300 MEMBERSHIPS		3		
310 OFFICE EXPENSE	6,511	8,916	7,500	7,500
314 E. D. P. COSTS		10,787	16,071	16,071
315 PROFESSIONAL AND SPECIALIZED SERVICES	1			
330 RENTS AND LEASES - EQUIPMENT			2,500	2,500
340 SPECIAL DEPARTMENTAL EXPENSE			6,635	6,635
344 TRANSPORTATION AND TRAVEL-B/S APPROVED	540	966	500	500
345 TRANSPORTATION AND TRAVEL-CAO OR AGY APP		128	100	100
346 TRANSP AND TRAVEL - IN-CITY & NON-TRAVEL	432	578	400	400
348 TRANSPORTATION AND TRAVEL - OTHER			35,000	35,000
TOTAL SERVICES AND SUPPLIES	\$ 8,390 *	\$ 23,435 *	\$ 70,206 *	\$ 70,206 *
FIXED ASSETS				
510 EQUIPMENT	\$ 1,412	\$ 2,999	\$ 4,135	\$ 4,135
NO. QUAN. DESCRIPTION				
01 LOT MINOR EQUIPMENT			2,730	2,730
02 1 CALCULATOR			330	330
03 1 TYPEWRITER, MAN, STD, 13=			250	250
04 3 TIME STAMP, ELECTRIC,			825	825
TOTAL FIXED ASSETS	\$ 1,412 *	\$ 2,999 *	\$ 4,135 *	\$ 4,135 *
TOTAL BUDGET UNIT 3010	\$ 9,802	\$ 26,434	\$ 74,341	\$ 74,341

AGENCY - LAW AND JUSTICE AGENCY

COUNTY OF SAN DIEGO FINAL BUDGET
1973-1974
BUDGET UNIT EXPENDITURE DETAIL
SCHEDULE 6

BUDGET UNIT - 3120 SAN DIEGO COUNTY MARSHAL
FUND - 1001.00 GENERAL FUND

FUNCTION - PUBLIC PROTECTION
ACTIVITY - POLICE PROTECTION

EXPENDITURE CLASSIFICATION	EXPENDITURES		APPROPRIATIONS	
	ACTUAL EXPENDITURES 1971-1972	ACTUAL EXPENDITURES 1972-1973	EXPENDITURE ESTIMATES RECOMMENDED 1973-1974	ADOPTED BY THE BOARD OF SUPERVISORS 1973-1974
SALARIES AND EMPLOYEE BENEFITS				
101 SALARIES AND WAGES - PERMANENT	\$ 1,717,766	\$ 1,833,533	\$ 2,053,863	\$ 2,053,863
102 SALARIES AND WAGES - NONPERMANENT	2,966	2,996	6,630	6,630
160 RETIREMENT - GENERAL MEMBERS - C.E.R.S.		297,768	321,908	321,908
165 RETIREMENT - O.A.S.D.I.		7,281	29,378	29,378
170 EMPLOYEE GROUP INSURANCE		30,451	33,371	33,371
175 EMPLOYEE COMPENSATION INSURANCE		8,125	8,799	8,799
190 SALARY SAVINGS			29,710-	29,710-
TOTAL SALARIES AND EMPLOYEE BENEFITS	\$ 1,720,732 *	\$ 2,180,154 *	\$ 2,424,239 *	\$ 2,424,239 *
SERVICES AND SUPPLIES				
210 CLOTHING AND PERSONAL SUPPLIES	\$ 1,000	\$ 1,551	\$ 1,349	\$ 1,349
215 COMMUNICATIONS	1,057	1,573	50	50
230 HOUSEHOLD EXPENSE		14		
285 MAINTENANCE - EQUIPMENT OFFICE AND OTHER	1,810	1,175	2,400	2,400
300 MEMBERSHIPS	15	25	25	25
310 OFFICE EXPENSE	16,677	17,823	16,000	16,000
314 E. D. P. COSTS		15,967	74,980	74,980
330 RENTS AND LEASES - EQUIPMENT	3,928	5,783	6,300	6,300
340 SPECIAL DEPARTMENTAL EXPENSE	2,102	6,322	7,025	7,025
344 TRANSPORTATION AND TRAVEL-B/S APPROVED		1,282		
345 TRANSPORTATION AND TRAVEL-CAO OR AGY APP		230		
346 TRANSP AND TRAVEL - IN-CTY & NON-TRAVEL	1,846	410-	2,615	2,615
348 TRANSPORTATION AND TRAVEL - OTHER	161	39	250	250
TOTAL SERVICES AND SUPPLIES	\$ 28,596 *	\$ 51,374 *	\$ 110,994 *	\$ 110,994 *
FIXED ASSETS				
510 EQUIPMENT	\$ 3,539	\$ 11,242	\$ 6,774	\$ 6,774
NO QUAN DESCRIPTION				
01 LOT MINOR EQUIP.			2,865	2,865
02 3 DESKS			525	525
03 1 TYPEWRITER, SELECTRIC			560	560
04 3 10 KEY ADDING MACHINE			660	660
05 2 TYPEWRITER, MANUAL			464	464
06 1 TIME STAMP			250	250
07 1 OVERHEAD PROJECTOR			250	250
08 1 PHOTO IDENT. SYSTEM			1,200	1,200
TOTAL FIXED ASSETS	\$ 3,539 *	\$ 11,242 *	\$ 6,774 *	\$ 6,774 *
TOTAL BUDGET UNIT 3120	\$ 1,752,867	\$ 2,242,770	\$ 2,542,007	\$ 2,542,007

AGENCY - LAW AND JUSTICE AGENCY

COUNTY OF SAN DIEGO FINAL BUDGET

1973-1974
BUDGET UNIT EXPENDITURE DETAIL
SCHEDULE 6BUDGET UNIT - 3200 SHERIFF, COUNTY JAIL
FUND - 1001.00 GENERAL FUNDFUNCTION - PUBLIC PROTECTION
ACTIVITY - DETENTION AND CORRECTION

EXPENDITURE CLASSIFICATION	EXPENDITURES		APPROPRIATIONS	
	ACTUAL EXPENDITURES 1971-1972	ACTUAL EXPENDITURES 1972-1973	EXPENDITURE ESTIMATES RECOMMENDED 1973-1974	ADOPTED BY THE BOARD OF SUPERVISORS 1973-1974
SERVICES AND SUPPLIES				
210 CLOTHING AND PERSONAL SUPPLIES	\$ 18,326	\$ 34,256	\$ 23,775	\$ 23,775
215 COMMUNICATIONS		8,202		
225 FOOD	402,839	445,807	397,890	397,890
230 HOUSEHOLD EXPENSE	48,946	56,844	51,100	51,100
285 MAINTENANCE - EQUIPMENT OFFICE AND OTHER	2,529	4,406	4,000	4,000
290 MAINTENANCE-STRUCTURES IMPROVE GROUNDS	1,674		1,000	1,000
295 MEDICAL, DENTAL AND LABORATORY SUPPLIES	2,511	2,576	3,000	3,000
300 MEMBERSHIPS			55	55
305 MISCELLANEOUS EXPENSE	1,383	2,449	3,000	3,000
310 OFFICE EXPENSE	9,983	12,303	11,500	11,500
314 E. D. P. COSTS		97,082	145,806	145,806
315 PROFESSIONAL AND SPECIALIZED SERVICES	17	289	300	300
325 RENTS & LEASES-STRUCTURES IMPROVE GRNDS		125		
330 RENTS AND LEASES - EQUIPMENT	2,461	3,413	3,000	3,000
340 SPECIAL DEPARTMENTAL EXPENSE	6,061	6,612	6,500	6,500
344 TRANSPORTATION AND TRAVEL-B/S APPROVED		296		
345 TRANSPORTATION AND TRAVEL-CAO OR AGY APP		125	950	950
346 TRANSP AND TRAVEL - IN-CITY & NON-TRAVEL		159	50	50
347 TRANSPORTATION AND TRAVEL - EMPLOY AUTO	682			
348 TRANSPORTATION AND TRAVEL - OTHER	96	13		
TOTAL SERVICES AND SUPPLIES	\$ 497,508 *	\$ 674,957 *	\$ 651,926 *	\$ 651,926 *
OTHER CHARGES				
453 CONTRIBUTIONS TO OTHER AGENCIES	\$ 2,288	\$ 3,646	\$ 3,600	\$ 3,600
TOTAL OTHER CHARGES	\$ 2,288 *	\$ 3,646 *	\$ 3,600 *	\$ 3,600 *
FIXED ASSETS				
510 EQUIPMENT	\$ 9,762	\$ 10,049	\$ 9,475	\$ 9,475
NO QUAN DESCRIPTION				
01 LOT MINOR EQUIPMENT			1,601	1,601
02 1 DENTAL UNIT, MIDWEST #210A			2,213	2,213
03 1 DENTAL SYRINGE, MIDWEST TRI CLEAR			182	182
04 1 DENTAL SLOW SPEED HANDPIECE, MIDWEST			315	315
05 2 GRILL TOP WITH OVEN BELOW			950	950
06 2 OVEN, DOUBLE CONVECTION, GAS			1,080	1,080
07 1 DEEP FAT FRYER			400	400
08 2 ALL-LEVEL COT			460	460
09 3 TYPEWRITER, MANUAL, STAND. 15"			726	726
10 1 CLOTHES WASHER			260	260
11 1 CLOTHES DRYER			195	195
12 2 CALCULATOR, ELECTRONIC			180	180
13 1 ICE MACHINE, CUBE-DISPENSER			913	913
TOTAL FIXED ASSETS	\$ 9,762 *	\$ 10,049 *	\$ 9,475 *	\$ 9,475 *
TOTAL BUDGET UNIT 3200	\$ 509,558	\$ 688,652	\$ 665,001	\$ 665,001

AGENCY - LAW AND JUSTICE AGENCY

COUNTY OF SAN DIEGO FINAL BUDGET
1973-1974
BUDGET UNIT EXPENDITURE DETAIL
SCHEDULE 6

BUDGET UNIT - 4610 CORONER
FUND - 1001.00 GENERAL FUND

FUNCTION - PUBLIC PROTECTION
ACTIVITY - OTHER PROTECTION

EXPENDITURE CLASSIFICATION	EXPENDITURES		APPROPRIATIONS	
	ACTUAL EXPENDITURES 1971-1972	ACTUAL EXPENDITURES 1972-1973	EXPENDITURE ESTIMATES RECOMMENDED 1973-1974	ADOPTED BY THE BOARD OF SUPERVISORS 1973-1974
SALARIES AND EMPLOYEE BENEFITS				
101 SALARIES AND WAGES - PERMANENT	\$ 390,783	\$ 426,371	\$ 466,599	\$ 466,599
102 SALARIES AND WAGES - NONPERMANENT	3,383	9,273	3,464	3,464
160 RETIREMENT - GENERAL MEMBERS - C.E.R.S.		35,834	36,475	36,475
165 RETIREMENT - O.A.S.D.I.		18,697	22,178	22,178
170 EMPLOYEE GROUP INSURANCE		7,850	7,936	7,936
175 EMPLOYEE COMPENSATION INSURANCE		1,930	2,013	2,013
190 SALARY SAVINGS			4,898-	4,898-
TOTAL SALARIES AND EMPLOYEE BENEFITS	\$ 394,166 *	\$ 499,955 *	\$ 533,767 *	\$ 533,767 *
SERVICES AND SUPPLIES				
210 CLOTHING AND PERSONAL SUPPLIES	\$ 100	\$ 41	\$ 200	\$ 200
215 COMMUNICATIONS		272	75	75
230 HOUSEHOLD EXPENSE	52	57	160	160
261 JURY AND WITNESS EXPENSE - JURORS			1,500	1,500
285 MAINTENANCE - EQUIPMENT OFFICE AND OTHER	357	1,131	30,000	30,000
295 MEDICAL, DENTAL AND LABORATORY SUPPLIES	20,041	27,936	130	130
300 MEMBERSHIPS	50	40	3,400	3,400
310 OFFICE EXPENSE	3,267	2,868	244,995	244,995
315 PROFESSIONAL AND SPECIALIZED SERVICES	218,475	232,964	2,840	2,840
330 RENTS AND LEASES - EQUIPMENT	1,169	3,072	1,000	1,000
340 SPECIAL DEPARTMENTAL EXPENSE	566	563		
344 TRANSPORTATION AND TRAVEL-B/S APPROVED		912		
345 TRANSPORTATION AND TRAVEL-CAO OR AGY APP		132		
346 TRANSP AND TRAVEL - IN-CTY & NON-TRAVEL	702		2,060	2,060
348 TRANSPORTATION AND TRAVEL - OTHER	32	42	45	45
TOTAL SERVICES AND SUPPLIES	\$ 244,811 *	\$ 270,030 *	\$ 286,405 *	\$ 286,405 *
FIXED ASSETS				
510 EQUIPMENT	\$ 2,488	\$ 10,146	\$ 6,580	\$ 6,580
NO QUAN DESCRIPTION				
01 LOT MINOR EQUIPMENT			401	401
02 1 ELECTRONIC INTEGRATOR			3,465	3,465
03 1 LABORATORY BALANCE			482	482
04 1 LABORATORY GAS CELL			290	290
05 1 ELECTRONIC CALCULATOR			157	157
06 1 LABORATORY DIE			150	150
07 1 EMBALMING MACHINE			1,075	1,075
08 1 TYPEWRITER			560	560
TOTAL FIXED ASSETS	\$ 2,488 *	\$ 10,146 *	\$ 6,580 *	\$ 6,580 *
TOTAL BUDGET UNIT 4610	\$ 641,465	\$ 780,131	\$ 826,752	\$ 826,752

AGENCY - HUMAN RESOURCES AGENCY

COUNTY OF SAN DIEGO FINAL BUDGET
1973-1974
BUDGET UNIT EXPENDITURE DETAIL
SCHEDULE 6

BUDGET UNIT - 0260 HUMAN RESOURCES AGENCY
FUND - 1001.00 GENERAL FUND

FUNCTION - PUBLIC ASSISTANCE
ACTIVITY - WELFARE ADMINISTRATION

EXPENDITURE CLASSIFICATION	EXPENDITURES		APPROPRIATIONS	
	ACTUAL EXPENDITURES 1971-1972	ACTUAL EXPENDITURES 1972-1973	EXPENDITURE ESTIMATES RECOMMENDED 1973-1974	ADOPTED BY THE BOARD OF SUPERVISORS 1973-1974
SALARIES AND EMPLOYEE BENEFITS				
101 SALARIES AND WAGES - PERMANENT	\$ 74,646	\$ 121,736	\$ 150,179	\$ 109,106
102 SALARIES AND WAGES - NONPERMANENT	123,898	39,964	4,404	4,404
160 RETIREMENT - GENERAL MEMBERS - C.E.R.S.		11,574	11,195	8,007
165 RETIREMENT - O.A.S.D.I.		6,094	6,231	4,014
170 EMPLOYEE GROUP INSURANCE		1,856	3,475	2,888
175 EMPLOYEE COMPENSATION INSURANCE		253	230	166
TOTAL SALARIES AND EMPLOYEE BENEFITS	\$ 198,544 *	\$ 181,477 *	\$ 175,714 *	\$ 128,585 *
SERVICES AND SUPPLIES				
215 COMMUNICATIONS	\$ 3	\$	\$	\$
285 MAINTENANCE - EQUIPMENT OFFICE AND OTHER		87		
305 MISCELLANEOUS EXPENSE	290	16		
310 OFFICE EXPENSE	3,111	3,082	1,640	1,320
315 PROFESSIONAL AND SPECIALIZED SERVICES	69,011	132,562	151,946	146,946
330 RENTS AND LEASES - EQUIPMENT			2,700	2,700
340 SPECIAL DEPARTMENTAL EXPENSE	500		2,000	1,000
344 TRANSPORTATION AND TRAVEL - B/S APPROVED		370	2,000	1,400
345 TRANSPORTATION AND TRAVEL - CAD OR AGY APP		1,219	600	600
346 TRANSP AND TRAVEL - IN-CITY & NON-TRAVEL	2,963	1,131	600	600
347 TRANSPORTATION AND TRAVEL - EMPLY AUTO	4,466	3,248	2,420	660
348 TRANSPORTATION AND TRAVEL - OTHER		4		
TOTAL SERVICES AND SUPPLIES	\$ 80,344 *	\$ 141,719 *	\$ 163,906 *	\$ 155,226 *
OTHER CHARGES				
453 CONTRIBUTIONS TO OTHER AGENCIES	\$ 1,250	\$	\$ 39,068	\$ 115,851
P01 EPISCOPAL COMMUNITY SERVICE			10,000	10,000
P02 PROJECT JOVE			29,068	29,068
P03 THE BRIDGE				38,796
P04 PROJECT OZ				37,987
TOTAL OTHER CHARGES	\$ 1,250 *	\$ *	\$ 39,068 *	\$ 115,851 *
FIXED ASSETS				
510 EQUIPMENT	\$ 16,443	\$ 6,975	\$ 975	\$ 975
NO QUAN DESCRIPTION				
01 LOT MINOR EQUIPMENT			500	500
02 1 SOFA			300	300
03 1 DESKS			175	175
TOTAL FIXED ASSETS	\$ 16,443 *	\$ 6,975 *	\$ 975 *	\$ 975 *
EXPENDITURE TRANSFERS AND REIMBURSEMENTS				
600 COSTS APPLIED	\$ 12,070-	\$	\$	\$
605 REIMBURSED PROJECTS	130,478-			
TOTAL EXPENDITURE TRANSFERS AND REIMBURSEMENTS	\$ 142,548-*	\$ *	\$ *	\$ *
TOTAL BUDGET UNIT 0260	\$ 154,033	\$ 330,171	\$ 379,663	\$ 400,637

AGENCY - HUMAN RESOURCES AGENCY

COUNTY OF SAN DIEGO FINAL BUDGET

 1973-1974
 BUDGET UNIT EXPENDITURE DETAIL
 SCHEDULE 6

 BUDGET UNIT - 0261 HUMAN RESOURCES AGENCY - COMMUNITY AFFAIRS DEPARTMENT
 FUND - 1001.00 GENERAL FUND

 FUNCTION - PUBLIC ASSISTANCE
 ACTIVITY - WELFARE ADMINISTRATION

EXPENDITURE CLASSIFICATION	EXPENDITURES		APPROPRIATIONS	
	ACTUAL EXPENDITURES 1971-1972	ACTUAL EXPENDITURES 1972-1973	EXPENDITURE ESTIMATES RECOMMENDED 1973-1974	ADOPTED BY THE BOARD OF SUPERVISORS 1973-1974
SALARIES AND EMPLOYEE BENEFITS				
101 SALARIES AND WAGES - PERMANENT	\$	\$	\$ 280,337	\$ 280,337
102 SALARIES AND WAGES - NONPERMANENT			13,337	13,337
160 RETIREMENT - GENERAL MEMBERS - C.E.R.S.			20,572	20,572
165 RETIREMENT - O.A.S.D.I.			15,137	15,137
170 EMPLOYEE GROUP INSURANCE			4,497	4,497
175 EMPLOYEE COMPENSATION INSURANCE			422	422
TOTAL SALARIES AND EMPLOYEE BENEFITS	\$	* \$	* \$ 334,302	* \$ 334,302 *
SERVICES AND SUPPLIES				
310 OFFICE EXPENSE	\$	\$	\$ 3,140	\$ 3,140
344 TRANSPORTATION AND TRAVEL-B/S APPROVED			1,000	1,000
345 TRANSPORTATION AND TRAVEL-CAO OR AGY APP			830	830
347 TRANSPORTATION AND TRAVEL - EMPLY AUTO			7,560	7,560
TOTAL SERVICES AND SUPPLIES	\$	* \$	* \$ 12,530	* \$ 12,530 *
FIXED ASSETS				
510 EQUIPMENT	\$	\$	\$ 4,890	\$ 4,890
NO QUAN DESCRIPTION				
01 LOT MINOR EQUIPMENT			1,820	1,820
02 2 CALCULATOR			1,070	1,070
03 2 TYPEWRITER, ELECTRIC			1,090	1,090
04 5 DESK			910	910
TOTAL FIXED ASSETS	\$	* \$	* \$ 4,890	* \$ 4,890 *
TOTAL BUDGET UNIT 0261	\$	\$	\$ 351,722	\$ 351,722

AGENCY - HUMAN RESOURCES AGENCY

COUNTY OF SAN DIEGO FINAL BUDGET

1973-1974
BUDGET UNIT EXPENDITURE DETAIL
SCHEDULE 6

BUDGET UNIT - 0263 HUMAN RESOURCES AGENCY-FEDERAL REVENUE SHARING
FUND - 1270.00 FEDERAL REVENUE SHARING

FUNCTION - PUBLIC ASSISTANCE
ACTIVITY - WELFARE ADMINISTRATION

EXPENDITURE CLASSIFICATION	EXPENDITURES		APPROPRIATIONS	
	ACTUAL EXPENDITURES 1971-1972	ACTUAL EXPENDITURES 1972-1973	EXPENDITURE ESTIMATES RECOMMENDED 1973-1974	ADOPTED BY THE BOARD OF SUPERVISORS 1973-1974
SERVICES AND SUPPLIES				
340 SPECIAL DEPARTMENTAL EXPENSE	\$	\$	\$	\$ 9,158,333
TOTAL SERVICES AND SUPPLIES	\$ *	\$ *	\$ *	\$ 9,158,333 *
TOTAL BUDGET UNIT 0263	\$	\$	\$	\$ 9,158,333

AGENCY - HUMAN RESOURCES AGENCY

 COUNTY OF SAN DIEGO FINAL BUDGET
 1973-1974
 BUDGET UNIT EXPENDITURE DETAIL
 SCHEDULE 6

 BUDGET UNIT - 3300 SAN DIEGO COUNTY PROBATION DEPT-ADULT INSTITUTIONS
 FUND - 1001.00 GENERAL FUND

 FUNCTION - PUBLIC PROTECTION
 ACTIVITY - DETENTION AND CORRECTION

EXPENDITURE CLASSIFICATION	EXPENDITURES		APPROPRIATIONS	
	ACTUAL EXPENDITURES 1971-1972	ACTUAL EXPENDITURES 1972-1973	EXPENDITURE ESTIMATES RECOMMENDED 1973-1974	ADOPTED BY THE BOARD OF SUPERVISORS 1973-1974
SALARIES AND EMPLOYEE BENEFITS				
101 SALARIES AND WAGES - PERMANENT	\$ 1,730,684	\$ 2,060,044	\$ 2,360,060	\$ 2,360,060
102 SALARIES AND WAGES - NONPERMANENT	218,897	210,271	397,460	397,460
160 RETIREMENT - GENERAL MEMBERS - C.E.R.S.		170,623	179,193	179,193
165 RETIREMENT - O.A.S.D.I.		96,049	139,573	139,573
170 EMPLOYEE GROUP INSURANCE		37,718	41,979	41,979
175 EMPLOYEE COMPENSATION INSURANCE		3,404	4,015	4,015
190 SALARY SAVINGS			250,000-	250,000-
TOTAL SALARIES AND EMPLOYEE BENEFITS	\$ 1,949,581 *	\$ 2,578,109 *	\$ 2,872,280 *	\$ 2,872,280 *
SERVICES AND SUPPLIES				
205 AGRICULTURAL	\$ 2,283	\$ 1,110	\$ 2,170	\$ 2,170
210 CLOTHING AND PERSONAL SUPPLIES	32,981	34,594	39,874	39,874
215 COMMUNICATIONS		8,832		
225 FOOD	244,565	259,127	286,455	286,455
230 HOUSEHOLD EXPENSE	42,714	57,620	88,358	88,358
280 MAINTENANCE - EQUIPMENT - AUTOMOTIVE	2,844	354-		
285 MAINTENANCE - EQUIPMENT OFFICE AND OTHER	7,539	8,262	10,300	10,300
290 MAINTENANCE-STRUCTURES IMPROVE GROUNDS	63,489	96,761	47,545	47,545
295 MEDICAL, DENTAL AND LABORATORY SUPPLIES	1,191	697	1,500	1,500
300 MEMBERSHIPS	205	140	174	174
305 MISCELLANEOUS EXPENSE	921	133		
310 OFFICE EXPENSE	17,969	14,663	20,000	20,000
314 E. D. P. COSTS	473	15,072	26,502	26,502
315 PROFESSIONAL AND SPECIALIZED SERVICES	45,226	37,610	44,932	44,932
325 RENTS & LEASES-STRUCTURES IMPROVE GRNDS	6,383	780		
330 RENTS AND LEASES - EQUIPMENT	13,832	19,483	26,784	26,784
335 SMALL TOOLS AND INSTRUMENTS	5,388	2,971	4,980	4,980
340 SPECIAL DEPARTMENTAL EXPENSE	35,593	38,099	56,475	56,475
345 TRANSPORTATION AND TRAVEL-CAO OR AGY APP		2,073	1,639	1,639
346 TRANSP AND TRAVEL - IN-CITY & NON-TRAVEL	2,070	1,482	2,500	2,500
347 TRANSPORTATION AND TRAVEL - EMPLY AUTO	13,136	15,199	24,884	24,884
348 TRANSPORTATION AND TRAVEL - OTHER	32,103	301	135	135
350 UTILITIES	32,007	32,022	45,440	45,440
TOTAL SERVICES AND SUPPLIES	\$ 570,912 *	\$ 646,677 *	\$ 730,647 *	\$ 730,647 *
FIXED ASSETS				
510 EQUIPMENT	\$ 49,834	\$ 44,794	\$ 80,291	\$ 80,291
NO QUAN DESCRIPTION				
01 LOT MINOR EQUIPMENT			33,268	33,268
02 8 TYPEWRITER, ELECTRIC, SELECTRIC, 15=			5,000	5,000
03 1 TYPEWRITER, MANUAL, STANDARD, 18=			260	260
04 4 TYPEWRITER, MANUAL, STANDARD, 15=			968	968
05 3 TYPEWRITER, MANUAL, STANDARD, 13=			696	696
06 6 ADDING MACHINE, ELECTRIC, 8 COLUMN			1,080	1,080
07 4 CALCULATOR			2,600	2,600
08 1 CALCULATOR, DIGITAL			350	350
09 1 DESK, STEEL, EXECUTIVE, W/6= OVERHANG			175	175
10 10 DESK, WOOD, EXECUTIVE, W/PLASTIC TOP			1,600	1,600
11 3 DESK, STEEL, EXECUTIVE			444	444
12 3 DESK, WOOD, EXECUTIVE			420	420
13 2 SAFE			600	600

AGENCY - HUMAN RESOURCES AGENCY

COUNTY OF SAN DIEGO FINAL BUDGET

1973-1974
BUDGET UNIT EXPENDITURE DETAIL
SCHEDULE 6

BUDGET UNIT - 3300 SAN DIEGO COUNTY PROBATION DEPT-ADULT INSTITUTIONS.
FUND - 1001.00 GENERAL FUND

FUNCTION - PUBLIC PROTECTION
ACTIVITY - DETENTION AND CORRECTION

EXPENDITURE CLASSIFICATION		ACTUAL EXPENDITURES 1971-1972	ACTUAL EXPENDITURES 1972-1973	EXPENDITURE ESTIMATES RECOMMENDED 1973-1974	APPROPRIATIONS ADOPTED BY THE BOARD OF SUPERVISORS 1973-1974
FIXED ASSETS - CONTINUED					
14	1			275	275
15	1			180	180
16	2			600	600
17	12			1,500	1,500
18	4			800	800
19	1			695	695
20	3			705	705
21	1			330	330
22	1			200	200
23	1			450	450
24	2			1,360	1,360
25	1			450	450
26	1			220	220
27	1			5,300	5,300
28	1			1,200	1,200
29	1			1,300	1,300
30	2			3,700	3,700
31	1			1,200	1,200
32	1			300	300
33	4			3,800	3,800
34	1			625	625
35	1			250	250
36	1			750	750
37	1			1,200	1,200
38	1			600	600
39	1			260	260
40	2			1,100	1,100
41	1			500	500
42	1			225	225
43	1			1,800	1,800
44	2			400	400
45	1			155	155
46	2			400	400
530	STRUCTURES AND IMPROVEMENTS	6,755	1,765	6,050	6,050
S001	VISITORS' SEARCH BOOTH, VIEJAS			1,200	1,200
S002	POT-SINK, 3-COMPARTMENT, NORTH-COUNTY			1,500	1,500
S003	POT SINK, 2-COMPARTMENT, VIEJAS			750	750
S004	RANGE, 3-SECTION, NORTH COUNTY			1,800	1,800
S005	COOLER, WATER EVAPORATIVE, WEST FORK			800	800
TOTAL FIXED ASSETS		\$ 56,589 *	\$ 46,559 *	\$ 86,341 *	\$ 86,341 *
EXPENDITURE TRANSFERS AND REIMBURSEMENTS					
600 COSTS APPLIED		\$ 64,950-	\$ 25,984-	\$ 59,000-	\$ 59,000-
605 REIMBURSED PROJECTS		\$ 24,246-			
TOTAL EXPENDITURE TRANSFERS AND REIMBURSEMENTS		\$ 89,196-*	\$ 25,984-*	\$ 59,000-*	\$ 59,000-*
TOTAL BUDGET UNIT 3300		\$ 2,487,886	\$ 3,245,361	\$ 3,630,268	\$ 3,630,268

AGENCY - HUMAN RESOURCES AGENCY

 COUNTY OF SAN DIEGO FINAL BUDGET
 1973-1974
 BUDGET UNIT EXPENDITURE DETAIL
 SCHEDULE 6

 BUDGET UNIT - 3400 PROBATION DEPARTMENT, RANCHO DEL CAMPO
 FUND - 1001.00 GENERAL FUND

 FUNCTION - PUBLIC PROTECTION
 ACTIVITY - DETENTION AND CORRECTION

EXPENDITURE CLASSIFICATION	EXPENDITURES		APPROPRIATIONS	
	ACTUAL EXPENDITURES 1971-1972	ACTUAL EXPENDITURES 1972-1973	EXPENDITURE ESTIMATES RECOMMENDED 1973-1974	ADOPTED BY THE BOARD OF SUPERVISORS 1973-1974
SALARIES AND EMPLOYEE BENEFITS				
101 SALARIES AND WAGES - PERMANENT	\$ 442,134	\$ 496,897	\$ 601,648	\$ 706,269
102 SALARIES AND WAGES - NONPERMANENT	20,037	22,536	14,708	14,708
160 RETIREMENT - GENERAL MEMBERS - C.E.R.S.		41,851	47,380	56,179
165 RETIREMENT - O.A.S.D.I.		20,384	27,738	32,702
170 EMPLOYEE GROUP INSURANCE		7,649	9,833	11,822
175 EMPLOYEE COMPENSATION INSURANCE		800	907	1,071
190 SALARY SAVINGS			80,000-	80,496-
TOTAL SALARIES AND EMPLOYEE BENEFITS	\$ 462,171 *	\$ 590,117 *	\$ 622,214 *	\$ 742,255 *
SERVICES AND SUPPLIES				
205 AGRICULTURAL	\$ 59	\$ 43	\$ 600	\$ 600
210 CLOTHING AND PERSONAL SUPPLIES	8,327	6,934	8,344	13,036
215 COMMUNICATIONS		2,816		
225 FOOD	34,933	46,768	48,136	65,133
230 HOUSEHOLD EXPENSE	6,965	4,851	5,200	9,193
280 MAINTENANCE - EQUIPMENT - AUTOMOTIVE	15	18		
285 MAINTENANCE - EQUIPMENT OFFICE AND OTHER	256	452	400	400
290 MAINTENANCE-STRUCTURES IMPROVE GROUNDS	11	932	250	1,250
295 MEDICAL, DENTAL AND LABORATORY SUPPLIES	51	101	250	250
300 MEMBERSHIPS	12	10	49	49
310 OFFICE EXPENSE	2,123	1,463	2,700	3,720
315 PROFESSIONAL AND SPECIALIZED SERVICES	165	157	2,340	2,340
325 RENTS & LEASES-STRUCTURES IMPROVE GRNDS	1,000			
330 RENTS AND LEASES - EQUIPMENT	1,487	2,233	2,016	2,016
335 SMALL TOOLS AND INSTRUMENTS	341	158	800	800
340 SPECIAL DEPARTMENTAL EXPENSE	3,011	1,031	4,000	5,020
344 TRANSPORTATION AND TRAVEL-B/S APPROVED		401		
345 TRANSPORTATION AND TRAVEL-CAO OR AGY APP		209		
346 TRANSP AND TRAVEL - IN-CITY & NON-TRAVEL	315	14	400	400
347 TRANSPORTATION AND TRAVEL - EMBLY AUTO	8		300	300
TOTAL SERVICES AND SUPPLIES	\$ 59,079 *	\$ 68,591 *	\$ 75,785 *	\$ 104,507 *
FIXED ASSETS				
510 EQUIPMENT	\$ 14,429	\$ 4,033	\$ 4,095	\$ 13,931
NO QUAN DESCRIPTION				
01 LOT MINOR EQUIPMENT			285	8,426
02 1 VIDEO TAPE DECK			815	815
03 5 POOL TABLE			1,600	2,000
04 2 TELEVISION			460	920
05 1 BUMPER-POOL TABLE			110	110
06 1 DESK W/TYPERWRITER WELL			175	175
07 1 WASHING MACHINE, CLOTHES, HVY DTY			300	300
08 1 DRYER, CLOTHES, HVY DTY			350	350
09 1 STEREO SET				535
10 1 FLOOR POLISHER				300
TOTAL FIXED ASSETS	\$ 14,429 *	\$ 4,033 *	\$ 4,095 *	\$ 13,931 *
EXPENDITURE TRANSFERS AND REIMBURSEMENTS				
605 REIMBURSED PROJECTS	\$ 1,050-	\$	\$	\$
TOTAL EXPENDITURE TRANSFERS AND REIMBURSEMENTS	\$ 1,050-*	\$ *	\$ *	\$ *
TOTAL BUDGET UNIT 3400	\$ 534,629	\$ 662,741	\$ 702,094	\$ 860,693

AGENCY - HUMAN RESOURCES AGENCY

COUNTY OF SAN DIEGO FINAL BUDGET
1973-1974
BUDGET UNIT EXPENDITURE DETAIL
SCHEDULE 6

BUDGET UNIT - 3410 PROBATION DEPARTMENT, JUVENILE HALL
FUND - 1001.00 GENERAL FUND

FUNCTION - PUBLIC PROTECTION
ACTIVITY - DETENTION AND CORRECTION

EXPENDITURE CLASSIFICATION	EXPENDITURES		APPROPRIATIONS	
	ACTUAL EXPENDITURES 1971-1972	ACTUAL EXPENDITURES 1972-1973	EXPENDITURE ESTIMATES RECOMMENDED 1973-1974	ADOPTED BY THE BOARD OF SUPERVISORS 1973-1974
SALARIES AND EMPLOYEE BENEFITS				
101 SALARIES AND WAGES - PERMANENT	\$ 1,454,007	\$ 1,605,568	\$ 1,768,314	\$ 1,768,314
102 SALARIES AND WAGES - NONPERMANENT	10,368	17,709	11,211	11,211
160 RETIREMENT - GENERAL MEMBERS - C.E.R.S.		130,356	130,656	130,656
165 RETIREMENT - O.A.S.D.I.		72,208	84,758	84,758
170 EMPLOYEE GROUP INSURANCE		26,757	29,614	29,614
175 EMPLOYEE COMPENSATION INSURANCE		2,536	2,598	2,598
190 SALARY SAVINGS			75,000-	75,000-
TOTAL SALARIES AND EMPLOYEE BENEFITS	\$ 1,464,375 *	\$ 1,855,134 *	\$ 1,952,151 *	\$ 1,952,151 *
SERVICES AND SUPPLIES				
210 CLOTHING AND PERSONAL SUPPLIES	\$ 25,245	\$ 22,073	\$ 24,134	\$ 24,134
215 COMMUNICATIONS		4,816		
225 FOOD	92,422	115,095	106,580	106,580
230 HOUSEHOLD EXPENSE	11,684	12,286	12,400	12,400
285 MAINTENANCE - EQUIPMENT OFFICE AND OTHER	214	129	300	300
295 MEDICAL, DENTAL AND LABORATORY SUPPLIES	635	797	800	800
300 MEMBERSHIPS	32	34	49	49
310 OFFICE EXPENSE	4,371	3,700	4,000	4,000
315 PROFESSIONAL AND SPECIALIZED SERVICES	171	266	248	248
330 RENTS AND LEASES - EQUIPMENT	1,777	1,704	2,016	2,016
340 SPECIAL DEPARTMENTAL EXPENSE	2,403	2,668	5,200	5,200
344 TRANSPORTATION AND TRAVEL-B/S APPROVED		900		
345 TRANSPORTATION AND TRAVEL-CAO OR AGY APP		411		
346 TRANSP AND TRAVEL - IN-CTY & NON-TRAVEL	374	20	1,000	1,000
347 TRANSPORTATION AND TRAVEL - EMPLY AUTO			100	100
348 TRANSPORTATION AND TRAVEL - OTHER				
350 UTILITIES	9,208	7,400	7,670	7,670
TOTAL SERVICES AND SUPPLIES	\$ 148,546 *	\$ 172,308 *	\$ 164,497 *	\$ 164,497 *
FIXED ASSETS				
510 EQUIPMENT	\$ 6,547	\$ 5,228	\$ 2,435	\$ 2,435
NO QUAN DESCRIPTION				
01 LOT MINOR EQUIPMENT			1,230	1,230
02 2 TUNER-AMPLIFIER			420	420
03 1 TYPEWRITER			500	500
04 1 WHEELCHAIR			135	135
05 1 GURNEY			150	150
TOTAL FIXED ASSETS	\$ 6,547 *	\$ 5,228 *	\$ 2,435 *	\$ 2,435 *
TOTAL BUDGET UNIT 3410	\$ 1,619,468	\$ 2,032,670	\$ 2,119,083	\$ 2,119,083

AGENCY - HUMAN RESOURCES AGENCY

 COUNTY OF SAN DIEGO FINAL BUDGET
 1973-1974
 BUDGET UNIT EXPENDITURE DETAIL
 SCHEDULE 6

 BUDGET UNIT - 3420 PROBATION OFFICER, LAS COLINAS
 FUND - 1001.00 GENERAL FUND

 FUNCTION - PUBLIC PROTECTION
 ACTIVITY - DETENTION AND CORRECTION

EXPENDITURE CLASSIFICATION	EXPENDITURES		APPROPRIATIONS	
	ACTUAL EXPENDITURES 1971-1972	ACTUAL EXPENDITURES 1972-1973	EXPENDITURE ESTIMATES RECOMMENDED 1973-1974	ADOPTED BY THE BOARD OF SUPERVISORS 1973-1974
SALARIES AND EMPLOYEE BENEFITS				
101 SALARIES AND WAGES - PERMANENT	\$ 476,723	\$ 512,969	\$ 546,632	\$ 546,632
102 SALARIES AND WAGES - NONPERMANENT	5,724	5,794	7,862	7,862
160 RETIREMENT - GENERAL MEMBERS - C.E.R.S.		42,616	42,230	42,230
165 RETIREMENT - O.A.S.D.I.		22,215	25,926	25,926
170 EMPLOYEE GROUP INSURANCE		9,856	9,833	9,833
175 EMPLOYEE COMPENSATION INSURANCE		811	808	808
190 SALARY SAVINGS			25,000-	25,000-
TOTAL SALARIES AND EMPLOYEE BENEFITS	\$ 482,447 *	\$ 594,261 *	\$ 608,291 *	\$ 608,291 *
SERVICES AND SUPPLIES				
210 CLOTHING AND PERSONAL SUPPLIES	\$ 1,838	\$ 1,504	\$ 3,111	\$ 3,111
215 COMMUNICATIONS		2,289		
225 FOOD	22,600	25,690	24,414	24,414
230 HOUSEHOLD EXPENSE	4,106	5,198	5,810	5,810
285 MAINTENANCE - EQUIPMENT OFFICE AND OTHER	209	114	300	300
295 MEDICAL, DENTAL AND LABORATORY SUPPLIES	44	17	200	200
300 MEMBERSHIPS	22	49	49	49
310 OFFICE EXPENSE	1,462	1,673	1,566	1,566
315 PROFESSIONAL AND SPECIALIZED SERVICES	203	180	1,500	1,500
330 RENTS AND LEASES - EQUIPMENT	1,498	341	264	264
335 SMALL TOOLS AND INSTRUMENTS	55	6	650	650
340 SPECIAL DEPARTMENTAL EXPENSE	953	782	2,500	2,500
344 TRANSPORTATION AND TRAVEL-B/S APPROVED		465		
345 TRANSPORTATION AND TRAVEL-CAD OR AGY APP		161		
346 TRANSP AND TRAVEL - IN-CITY & NON-TRAVEL	346	2	691	691
347 TRANSPORTATION AND TRAVEL - EMPLOY AUTO	195	158	225	225
350 UTILITIES	5,928	4,286	7,200	7,200
TOTAL SERVICES AND SUPPLIES	\$ 39,459 *	\$ 42,915 *	\$ 48,480 *	\$ 48,480 *
FIXED ASSETS				
510 EQUIPMENT	\$ 1,568	\$ 4,728	\$ 1,128	\$ 1,128
NO QUAN DESCRIPTION				
01 LOT MINOR EQUIPMENT			158	158
02 1 WASHING MACHINE, CLOTHES, HVY DTY			300	300
03 1 DRYER, CLOTHES, HVY DTY			350	350
04 1 DICTATING MACHINE, STENOIRETTE			320	320
TOTAL FIXED ASSETS	\$ 1,568 *	\$ 4,728 *	\$ 1,128 *	\$ 1,128 *
TOTAL BUDGET UNIT 3420	\$ 523,474	\$ 641,904	\$ 657,899	\$ 657,899

AGENCY - HUMAN RESOURCES AGENCY

 COUNTY OF SAN DIEGO FINAL BUDGET
 1973-1974
 BUDGET UNIT EXPENDITURE DETAIL
 SCHEDULE 6

 BUDGET UNIT - 3430 PROBATION OFFICER
 FUND - 1001.00 GENERAL FUND

 FUNCTION - PUBLIC PROTECTION
 ACTIVITY - DETENTION AND CORRECTION

EXPENDITURE CLASSIFICATION	EXPENDITURES		APPROPRIATIONS	
	ACTUAL EXPENDITURES 1971-1972	ACTUAL EXPENDITURES 1972-1973	EXPENDITURE ESTIMATES RECOMMENDED 1973-1974	ADOPTED BY THE BOARD OF SUPERVISORS 1973-1974
SALARIES AND EMPLOYEE BENEFITS				
101 SALARIES AND WAGES - PERMANENT	\$ 6,289,738	\$ 6,895,664	\$ 7,965,887	\$ 7,965,887
102 SALARIES AND WAGES - NONPERMANENT	56,676	24,498	18,200	18,200
160 RETIREMENT - GENERAL MEMBERS - C.E.R.S.		571,049	621,223	621,223
165 RETIREMENT - O.A.S.D.I.		283,638	367,246	367,246
170 EMPLOYEE GROUP INSURANCE		119,933	138,236	138,236
175 EMPLOYEE COMPENSATION INSURANCE		10,817	11,732	11,732
190 SALARY SAVINGS			375,000-	375,000-
TOTAL SALARIES AND EMPLOYEE BENEFITS	\$ 6,346,414 *	\$ 7,905,599 *	\$ 8,747,524 *	\$ 8,747,524 *
SERVICES AND SUPPLIES				
210 CLOTHING AND PERSONAL SUPPLIES	\$ 22	\$ 3	\$ 100	\$ 100
215 COMMUNICATIONS	560	35,780	600	600
225 FOOD	116			
230 HOUSEHOLD EXPENSE	1,095	67	200	200
285 MAINTENANCE - EQUIPMENT OFFICE AND OTHER	13,550	11,308	18,732	18,732
290 MAINTENANCE-STRUCTURES IMPROVE GROUNDS	2,173	3		
295 MEDICAL, DENTAL AND LABORATORY SUPPLIES	621	369	600	600
300 MEMBERSHIPS	213	64	280	280
305 MISCELLANEOUS EXPENSE	87			
310 OFFICE EXPENSE	57,043	66,930	60,000	60,000
314 E. D. P. COSTS	39,684	64,684	131,903	131,903
315 PROFESSIONAL AND SPECIALIZED SERVICES	42,130	125,078	80,921	80,921
325 RENTS & LEASES-STRUCTURES IMPROVE GRNDS	9,410	510		
330 RENTS AND LEASES - EQUIPMENT	11,501	16,525	27,111	27,111
340 SPECIAL DEPARTMENTAL EXPENSE	1,102	2,837	32,500	32,500
344 TRANSPORTATION AND TRAVEL-B/S APPROVED		1,046		
345 TRANSPORTATION AND TRAVEL-CAO OR AGY APP		1,766		
346 TRANSP AND TRAVEL - IN-CTY & NON-TRAVEL	2,353	696	4,000	4,000
347 TRANSPORTATION AND TRAVEL - EMPLY AUTO	13,574	16,119	18,000	18,000
348 TRANSPORTATION AND TRAVEL - OTHER	1,349	1,926	1,800	1,800
350 UTILITIES	4,691	1,716	2,028	2,028
TOTAL SERVICES AND SUPPLIES	\$ 201,274 *	\$ 347,427 *	\$ 378,775 *	\$ 378,775 *
OTHER CHARGES				
440 SUPPORT AND CARE OF PERSONS	\$ 140	\$ 93	\$ 200	\$ 200
TOTAL OTHER CHARGES	\$ 140 *	\$ 93 *	\$ 200 *	\$ 200 *
FIXED ASSETS				
510 EQUIPMENT	\$ 38,293	\$ 33,661	\$ 38,074	\$ 38,074
NO QUAN DESCRIPTION				
01 LOT MINOR EQUIPMENT			11,691	11,691
02 4 ADDING MACHINE, 10 COL, ELECTRIC			880	880
03 1 AIR CONDITIONER, ROOM			325	325
04 6 COUCH, UPHOLSTERED			1,500	1,500
05 16 DESK, EXECUTIVE, STEEL, 60 X 30			2,368	2,368
06 6 DESK, TYPEWRITER, STEEL, 60 X 30			1,050	1,050
07 25 DICTATION MACHINE WITH STAND			8,575	8,575
08 3 MODULAR WORK STATION			2,400	2,400
09 3 REFRIGERATOR			750	750
10 1 TAPE RECORDER WITH BATTERY			135	135
11 15 TYPEWRITER, ELECTRIC, 13=			8,400	8,400

AGENCY - HUMAN RESOURCES AGENCY

 COUNTY OF SAN DIEGO FINAL BUDGET
 1973-1974
 BUDGET UNIT EXPENDITURE DETAIL
 SCHEDULE 6

 BUDGET UNIT - 3430 PROBATION OFFICER
 FUND - 1001.00 GENERAL FUND

 FUNCTION - PUBLIC PROTECTION
 ACTIVITY - DETENTION AND CORRECTION

EXPENDITURE CLASSIFICATION	EXPENDITURES		APPROPRIATIONS	
	ACTUAL EXPENDITURES 1971-1972	ACTUAL EXPENDITURES 1972-1973	EXPENDITURE ESTIMATES RECOMMENDED 1973-1974	ADOPTED BY THE BOARD OF SUPERVISORS 1973-1974
FIXED ASSETS - CONTINUED				
TOTAL FIXED ASSETS	\$ 38,293 *	\$ 33,661 *	\$ 38,074 *	\$ 38,074 *
EXPENDITURE TRANSFERS AND REIMBURSEMENTS				
600 COSTS APPLIED	\$ 14,475-	\$ 10,800-	\$ 18,400-	\$ 18,400-
605 REIMBURSED PROJECTS	31,014-	11,381-		
TOTAL EXPENDITURE TRANSFERS AND REIMBURSEMENTS	\$ 45,489-*	\$ 22,181-*	\$ 18,400-*	\$ 18,400-*
TOTAL BUDGET UNIT 3430	\$ 6,540,632	\$ 8,264,599	\$ 9,146,173	\$ 9,146,173

AGENCY - HUMAN RESOURCES AGENCY

COUNTY OF SAN DIEGO FINAL BUDGET

1973-1974

BUDGET UNIT EXPENDITURE DETAIL
SCHEDULE 6BUDGET UNIT - 3440 PROBATION OFFICER, SPECIAL SUPERVISION
FUND - 1001.00 GENERAL FUNDFUNCTION - PUBLIC PROTECTION
ACTIVITY - DETENTION AND CORRECTION

EXPENDITURE CLASSIFICATION	EXPENDITURES		APPROPRIATIONS	
	ACTUAL EXPENDITURES 1971-1972	ACTUAL EXPENDITURES 1972-1973	EXPENDITURE ESTIMATES RECOMMENDED 1973-1974	ADOPTED BY THE BOARD OF SUPERVISORS 1973-1974
SALARIES AND EMPLOYEE BENEFITS				
101 SALARIES AND WAGES - PERMANENT	\$ 911,998	\$ 999,227	\$ 1,556,206	\$ 1,556,206
102 SALARIES AND WAGES - NONPERMANENT	1,821	14,860	82,763	82,763
160 RETIREMENT - GENERAL MEMBERS - C.E.R.S.		83,395	123,359	123,359
165 RETIREMENT - O.A.S.O.I.		41,145	79,229	79,229
170 EMPLOYEE GROUP INSURANCE		17,378	28,067	28,067
175 EMPLOYEE COMPENSATION INSURANCE		1,588	2,444	2,444
TOTAL SALARIES AND EMPLOYEE BENEFITS	\$ 913,819 *	\$ 1,157,593 *	\$ 1,872,068 *	\$ 1,872,068 *
SERVICES AND SUPPLIES				
215 COMMUNICATIONS	\$	\$ 5,801	\$ 100	\$ 100
225 FOOD	1,118	1,404	2,000	2,000
230 HOUSEHOLD EXPENSE	1,798	1,147	3,500	3,500
285 MAINTENANCE - EQUIPMENT OFFICE AND OTHER	1,470	1,624	3,945	3,945
290 MAINTENANCE-STRUCTURES IMPROVE GROUNDS	3,551	1,279	25,000	25,000
295 MEDICAL, DENTAL AND LABORATORY SUPPLIES	13	16	300	300
310 OFFICE EXPENSE	2,495	2,289	12,500	12,500
315 PROFESSIONAL AND SPECIALIZED SERVICES	14,353	11,579	17,000	17,000
325 RENTS & LEASES-STRUCTURES IMPROVE GRNDS	25,452	2,852		
330 RENTS AND LEASES - EQUIPMENT	127	1,266		
335 SMALL TOOLS AND INSTRUMENTS	65	8		
340 SPECIAL DEPARTMENTAL EXPENSE	288	2,416	12,000	12,000
344 TRANSPORTATION AND TRAVEL-B/S APPROVED		104		
345 TRANSPORTATION AND TRAVEL-CAO OR AGY APP		665		
346 TRANSP AND TRAVEL - IN-CITY & NON-TRAVEL	2,246		3,000	3,000
347 TRANSPORTATION AND TRAVEL - EMPLY AUTO	35,607	35,869	55,000	55,000
348 TRANSPORTATION AND TRAVEL - OTHER	877	344	5,200	5,200
350 UTILITIES	462	710	1,560	1,560
TOTAL SERVICES AND SUPPLIES	\$ 89,922 *	\$ 69,373 *	\$ 141,105 *	\$ 141,105 *
OTHER CHARGES				
440 SUPPORT AND CARE OF PERSONS	\$ 8,623 *	\$ 780 *	\$ 200 *	\$ 200 *
TOTAL OTHER CHARGES	\$ 8,623 *	\$ 780 *	\$ 200 *	\$ 200 *
FIXED ASSETS				
510 EQUIPMENT	\$ 2,443	\$ 9,356	\$ 36,409	\$ 36,409
NO QUAN DESCRIPTION				
01 1 LOT-MINOR EQUIPMENT			9,127	9,127
02 13 DESK, TYPIST			2,730	2,730
03 33 DESK, EXECUTIVE			4,884	4,884
04 14 DICTATING MACHINE			4,480	4,480
05 9 TYPEWRITER, ELECTRIC 16=			5,040	5,040
06 5 TYPEWRITER, ELECTRIC 21=			3,000	3,000
07 5 SOFA			1,250	1,250
08 6 TABLE			708	708
09 4 ORGANIZER			440	440
10 1 CALCULATOR			150	150
11 10 CASSETTE TAPE RECORDER			1,600	1,600
12 1 CASSETTE VIDEO PACKAGE			3,000	3,000
TOTAL FIXED ASSETS	\$ 2,443 *	\$ 9,356 *	\$ 36,409 *	\$ 36,409 *
TOTAL BUDGET UNIT 3440	\$ 1,014,807	\$ 1,237,102	\$ 2,049,782	\$ 2,049,782

AGENCY - HUMAN RESOURCES AGENCY

COUNTY OF SAN DIEGO FINAL BUDGET
1973-1974
BUDGET UNIT EXPENDITURE DETAIL
SCHEDULE 6

BUDGET UNIT - 3480 PROBATION DEPARTMENT, HILLCREST
FUND - 1001.00 GENERAL FUND

FUNCTION - PUBLIC PROTECTION
ACTIVITY - DETENTION AND CORRECTION

EXPENDITURE CLASSIFICATION	EXPENDITURES		APPROPRIATIONS	
	ACTUAL EXPENDITURES 1971-1972	ACTUAL EXPENDITURES 1972-1973	EXPENDITURE ESTIMATES RECOMMENDED 1973-1974	ADOPTED BY THE BOARD OF SUPERVISORS 1973-1974
SALARIES AND EMPLOYEE BENEFITS				
101 SALARIES AND WAGES - PERMANENT	\$ 546,457	\$ 594,710	\$ 653,544	\$ 653,544
102 SALARIES AND WAGES - NONPERMANENT	12,743	9,738	9,808	9,808
160 RETIREMENT - GENERAL MEMBERS - C.E.R.S.		48,029	48,403	48,403
165 RETIREMENT - O.A.S.D.I.		26,129	32,025	32,025
170 EMPLOYEE GROUP INSURANCE		11,344	13,039	13,039
175 EMPLOYEE COMPENSATION INSURANCE		944	958	958
190 SALARY SAVINGS			20,000-	20,000-
TOTAL SALARIES AND EMPLOYEE BENEFITS	\$ 559,200 *	\$ 690,894 *	\$ 737,777 *	\$ 737,777 *
SERVICES AND SUPPLIES				
210 CLOTHING AND PERSONAL SUPPLIES	\$ 4,229	\$ 7,665	\$ 9,110	\$ 9,110
215 COMMUNICATIONS		938		
225 FOOD	25,435	33,631	34,749	34,749
230 HOUSEHOLD EXPENSE	3,776	5,458	4,783	4,783
285 MAINTENANCE - EQUIPMENT OFFICE AND OTHER	459	179	400	400
295 MEDICAL, DENTAL AND LABORATORY SUPPLIES	193	357	400	400
300 MEMBERSHIPS	22	49	49	49
310 OFFICE EXPENSE	1,501	1,210	2,000	2,000
330 RENTS AND LEASES - EQUIPMENT	1,454	1,673	1,700	1,700
335 SMALL TOOLS AND INSTRUMENTS	60	8	100	100
340 SPECIAL DEPARTMENTAL EXPENSE	2,160	2,452	2,448	2,448
344 TRANSPORTATION AND TRAVEL-B/S APPROVED		102		
345 TRANSPORTATION AND TRAVEL-CAO OR AGY APP		102		
346 TRANSP AND TRAVEL - IN-CITY & NON-TRAVEL	272		400	400
347 TRANSPORTATION AND TRAVEL - EMPLOY AUTO	20	28	100	100
350 UTILITIES	3,447	2,790	3,500	3,500
TOTAL SERVICES AND SUPPLIES	\$ 43,028 *	\$ 56,642 *	\$ 59,739 *	\$ 59,739 *
FIXED ASSETS				
510 EQUIPMENT	\$ 709	\$ 2,251	\$ 1,955	\$ 1,955
NO QUAN DESCRIPTION				
01 LOT MINOR EQUIPMENT			1,215	1,215
02 1 REFRIGERATOR			350	350
03 1 HOT-PACKS HEATER			390	390
TOTAL FIXED ASSETS	\$ 709 *	\$ 2,251 *	\$ 1,955 *	\$ 1,955 *
TOTAL BUDGET UNIT 3480	\$ 602,937	\$ 749,787	\$ 799,471	\$ 799,471

AGENCY - HUMAN RESOURCES AGENCY

COUNTY OF SAN DIEGO FINAL BUDGET

1973-1974
BUDGET UNIT EXPENDITURE DETAIL
SCHEDULE 6BUDGET UNIT - 3700 HUMAN RELATIONS COMMISSION
FUND - 1001.00 GENERAL FUNDFUNCTION - PUBLIC PROTECTION
ACTIVITY - OTHER PROTECTION

EXPENDITURE CLASSIFICATION	EXPENDITURES		APPROPRIATIONS	
	ACTUAL EXPENDITURES 1971-1972	ACTUAL EXPENDITURES 1972-1973	EXPENDITURE ESTIMATES RECOMMENDED 1973-1974	ADOPTED BY THE BOARD OF SUPERVISORS 1973-1974
OTHER CHARGES				
453 CONTRIBUTIONS TO OTHER AGENCIES	\$ 150,000	\$ 185,000	\$ 185,000	\$ 284,102
TOTAL OTHER CHARGES	\$ 150,000 *	\$ 185,000 *	\$ 185,000 *	\$ 284,102 *
TOTAL BUDGET UNIT 3700	\$ 150,000	\$ 185,000	\$ 185,000	\$ 284,102

AGENCY - HUMAN RESOURCES AGENCY

COUNTY OF SAN DIEGO FINAL BUDGET
1973-1974
BUDGET UNIT EXPENDITURE DETAIL
SCHEDULE 6

BUDGET UNIT - 3800 OFFICE OF SENIOR CITIZENS AFFAIRS
FUND - 1001.00 GENERAL FUND

FUNCTION - PUBLIC PROTECTION
ACTIVITY - OTHER PROTECTION

EXPENDITURE CLASSIFICATION	EXPENDITURES		APPROPRIATIONS	
	ACTUAL EXPENDITURES 1971-1972	ACTUAL EXPENDITURES 1972-1973	EXPENDITURE ESTIMATES RECOMMENDED 1973-1974	ADOPTED BY THE BOARD OF SUPERVISORS 1973-1974
SALARIES AND EMPLOYEE BENEFITS				
101 SALARIES AND WAGES - PERMANENT	\$ 45,223	\$ 57,448	\$ 108,774	\$ 108,774
102 SALARIES AND WAGES - NONPERMANENT	8,884	10,206		
160 RETIREMENT - GENERAL MEMBERS - C.E.R.S.		4,844	8,440	8,440
165 RETIREMENT - D.A.S.D.I.		2,803	4,937	4,937
170 EMPLOYEE GROUP INSURANCE		1,001	1,683	1,683
175 EMPLOYEE COMPENSATION INSURANCE		106	157	157
TOTAL SALARIES AND EMPLOYEE BENEFITS	\$ 54,107 *	\$ 76,408 *	\$ 123,991 *	\$ 123,991 *
SERVICES AND SUPPLIES				
285 MAINTENANCE - EQUIPMENT OFFICE AND OTHER	\$ 37	\$ 75	\$ 200	\$ 200
290 MAINTENANCE-STRUCTURES IMPROVE GROUNDS	8			
300 MEMBERSHIPS	20	50	100	100
305 MISCELLANEOUS EXPENSE	9			
310 OFFICE EXPENSE	1,583	3,372	1,600	1,600
315 PROFESSIONAL AND SPECIALIZED SERVICES		9,969	36,895	36,895
330 RENTS AND LEASES - EQUIPMENT	158	1,023	1,600	1,600
335 SMALL TOOLS AND INSTRUMENTS		7		
340 SPECIAL DEPARTMENTAL EXPENSE	13	32	35	35
344 TRANSPORTATION AND TRAVEL-B/S APPROVED			840	840
345 TRANSPORTATION AND TRAVEL-CAO OR AGY APP		554	650	650
346 TRANSP AND TRAVEL - IN-CITY & NON-TRAVEL	427	61	100	100
347 TRANSPORTATION AND TRAVEL - EMPLOY AUTO	1,361	1,204	2,000	2,000
348 TRANSPORTATION AND TRAVEL - OTHER		5		
TOTAL SERVICES AND SUPPLIES	\$ 3,616 *	\$ 16,352 *	\$ 44,020 *	\$ 44,020 *
FIXED ASSETS				
510 EQUIPMENT	\$ 2,704	\$ 3,709	\$ 1,350	\$ 1,350
NO QUAN DESCRIPTION				
01 LOT MINOR EQUIPMENT			535	535
02 1 DESK, WOOD 60" X 34"			140	140
03 1 TYPEWRITER, MANUAL			232	232
04 1 DICTATING MACHINE			181	181
05 1 RECORDER TRANSCRIBER			262	262
TOTAL FIXED ASSETS	\$ 2,704 *	\$ 3,709 *	\$ 1,350 *	\$ 1,350 *
EXPENDITURE TRANSFERS AND REIMBURSEMENTS				
600 COSTS APPLIED	\$ 3,465-	\$	\$	\$
605 REIMBURSED PROJECTS	9,362-			
TOTAL EXPENDITURE TRANSFERS AND REIMBURSEMENTS	\$ 12,827*	\$ *	\$ *	\$ *
TOTAL BUDGET UNIT 3800	\$ 47,600	\$ 96,469	\$ 169,361	\$ 169,361

AGENCY - HUMAN RESOURCES AGENCY

COUNTY OF SAN DIEGO FINAL BUDGET

1973-1974
BUDGET UNIT EXPENDITURE DETAIL
SCHEDULE 6BUDGET UNIT - 5500 DEPARTMENT OF PUBLIC WELFARE
FUND - 1001.00 GENERAL FUNDFUNCTION - PUBLIC ASSISTANCE
ACTIVITY - WELFARE ADMINISTRATION

EXPENDITURE CLASSIFICATION	EXPENDITURES		APPROPRIATIONS	
	ACTUAL EXPENDITURES 1971-1972	ACTUAL EXPENDITURES 1972-1973	EXPENDITURE ESTIMATES RECOMMENDED 1973-1974	ADOPTED BY THE BOARD OF SUPERVISORS 1973-1974
SALARIES AND EMPLOYEE BENEFITS				
101 SALARIES AND WAGES - PERMANENT	\$ 16,766,232	\$ 19,756,647	\$ 23,625,144	\$ 23,638,126
102 SALARIES AND WAGES - NONPERMANENT	131,089	109,274		
160 RETIREMENT - GENERAL MEMBERS - C.E.R.S.		1,626,408	1,772,165	1,765,818
165 RETIREMENT - O.A.S.D.I.		934,053	1,229,307	1,224,893
170 EMPLOYEE GROUP INSURANCE		412,189	487,441	485,341
175 EMPLOYEE COMPENSATION INSURANCE		31,080	34,216	34,095
190 SALARY SAVINGS			986,954	986,954
TOTAL SALARIES AND EMPLOYEE BENEFITS	\$ 16,897,321 *	\$ 22,869,651 *	\$ 26,161,319 *	\$ 26,161,319 *
SERVICES AND SUPPLIES				
215 COMMUNICATIONS	\$	\$ 126,587	\$ 4,960	\$ 4,960
243 INSURANCE - WORKMEN'S COMPENSATION	4,311	1,724	2,500	2,500
285 MAINTENANCE - EQUIPMENT OFFICE AND OTHER	10,583	11,434	13,000	13,000
300 MEMBERSHIPS	200	1,260	820	820
305 MISCELLANEOUS EXPENSE	522	69		
310 OFFICE EXPENSE	186,252	268,412	210,000	210,000
314 E. D. P. COSTS	372,261	531,805	658,216	658,216
315 PROFESSIONAL AND SPECIALIZED SERVICES	289,731	293,893	226,172	226,172
325 RENTS & LEASES-STRUCTURES IMPROVE GRNDS	33	51		
330 RENTS AND LEASES - EQUIPMENT	13,016	29,908	23,909	23,909
335 SMALL TOOLS AND INSTRUMENTS		5		
340 SPECIAL DEPARTMENTAL EXPENSE	1,816,532	2,494,818	4,617,182	4,617,182
342 SPEC DEPART EXP-SHERIFF SPEC APPROPRIATN	2			
344 TRANSPORTATION AND TRAVEL-B/S APPROVED		1,819		
345 TRANSPORTATION AND TRAVEL-CAO OR AGY APP		14,003		
346 TRANSP AND TRAVEL - IN-CITY & NON-TRAVEL	8,587	1,329	9,500	9,500
347 TRANSPORTATION AND TRAVEL - EMPLY AUTO	689,741	810,706	874,000	874,000
348 TRANSPORTATION AND TRAVEL - OTHER	1,920	4,274	2,200	2,200
350 UTILITIES	11,788	5,844	8,200	8,200
TOTAL SERVICES AND SUPPLIES	\$ 3,405,479 *	\$ 4,594,493 *	\$ 6,650,659 *	\$ 6,650,659 *
FIXED ASSETS				
510 EQUIPMENT	\$ 111,216	\$ 162,079	\$ 141,691	\$ 141,691
NO QUAN DESCRIPTION				
01 LOT MINOR EQUIPMENT			74,969	74,969
02 103 DESK			15,450	15,450
03 26 TYPEWRITER, MANUAL			6,032	6,032
04 46 TYPEWRITER, ELECTRIC			24,380	24,380
05 1 TYPEWRITER, ELECTRIC, STATISTICAL			600	600
06 11 ADDING MACHINE			4,620	4,620
07 15 DICTATING MACHINE			4,800	4,800
08 3 CALCULATOR			1,875	1,875
09 1 MICROFILM READER WITH PRINTER			400	400
10 4 SOFA			1,400	1,400
11 6 COUCH OR COT			600	600
12 2 PORTABLE OVERHEAD TRANSPARENCY PROJECTOR			480	480
13 1 FILMSTRIP PROJECTOR, 35 MM			185	185
14 1 SLIDE PROJECTOR AND SORTER			150	150
15 2 DITTO MACHINE, ELECTRIC			1,000	1,000
16 1 FILE, POWER			4,750	4,750
TOTAL FIXED ASSETS	\$ 111,216 *	\$ 162,079 *	\$ 141,691 *	\$ 141,691 *

AGENCY - HUMAN RESOURCES AGENCY

COUNTY OF SAN DIEGO FINAL BUDGET
1973-1974
BUDGET UNIT EXPENDITURE DETAIL
SCHEDULE 6

BUDGET UNIT - 5500 DEPARTMENT OF PUBLIC WELFARE
FUND - 1001.00 GENERAL FUND

FUNCTION - PUBLIC ASSISTANCE
ACTIVITY - WELFARE ADMINISTRATION

EXPENDITURE CLASSIFICATION	EXPENDITURES		APPROPRIATIONS	
	ACTUAL EXPENDITURES 1971-1972	ACTUAL EXPENDITURES 1972-1973	EXPENDITURE ESTIMATES RECOMMENDED 1973-1974	ADOPTED BY THE BOARD OF SUPERVISORS 1973-1974
EXPENDITURE TRANSFERS AND REIMBURSEMENTS				
600 COSTS APPLIED	\$ 6,357-	\$	\$	\$
605 REIMBURSED PROJECTS	70,618-			
TOTAL EXPENDITURE TRANSFERS AND REIMBURSEMENTS	\$ 76,975-*	\$ *	\$ *	\$ *
TOTAL BUDGET UNIT 5500	\$ 20,337,041	\$ 27,626,223	\$ 32,953,669	\$ 32,953,669

AGENCY - HUMAN RESOURCES AGENCY

COUNTY OF SAN DIEGO FINAL BUDGET
1973-1974
BUDGET UNIT EXPENDITURE DETAIL
SCHEDULE 6

BUDGET UNIT - 5509 DEPARTMENT OF PUBLIC WELFARE - ADOPTIONS
FUND - 1001.00 GENERAL FUND

FUNCTION - PUBLIC ASSISTANCE
ACTIVITY - WELFARE ADMINISTRATION

EXPENDITURE CLASSIFICATION	EXPENDITURES		APPROPRIATIONS	
	ACTUAL EXPENDITURES 1971-1972	ACTUAL EXPENDITURES 1972-1973	EXPENDITURE ESTIMATES RECOMMENDED 1973-1974	ADOPTED BY THE BOARD OF SUPERVISORS 1973-1974
SALARIES AND EMPLOYEE BENEFITS				
101 SALARIES AND WAGES - PERMANENT	\$ 1,025,273	\$ 965,746	\$ 1,370,078	\$ 1,370,078
102 SALARIES AND WAGES - NONPERMANENT	7,011	936	53,248	53,248
160 RETIREMENT - GENERAL MEMBERS - C.E.R.S.		78,423	96,727	96,727
165 RETIREMENT - O.A.S.D.I.		40,915	68,522	68,522
170 EMPLOYEE GROUP INSURANCE		17,636	24,911	24,911
175 EMPLOYEE COMPENSATION INSURANCE		1,510	2,014	2,014
190 SALARY SAVINGS			40,000-	40,000-
TOTAL SALARIES AND EMPLOYEE BENEFITS	\$ 1,032,284 *	\$ 1,105,166 *	\$ 1,575,500 *	\$ 1,575,500 *
SERVICES AND SUPPLIES				
210 CLOTHING AND PERSONAL SUPPLIES	\$ 194	\$ 43	\$ 200	\$ 200
215 COMMUNICATIONS		19,976		
285 MAINTENANCE - EQUIPMENT OFFICE AND OTHER	1,966	1,919	2,200	2,200
300 MEMBERSHIPS	25	25	25	25
310 OFFICE EXPENSE	7,583	3,809	7,500	7,500
315 PROFESSIONAL AND SPECIALIZED SERVICES	375	930	600	600
320 PUBLICATIONS AND LEGAL NOTICES	1,004	1,118	1,500	1,500
330 RENTS AND LEASES - EQUIPMENT	1,688	2,718	5,000	5,000
340 SPECIAL DEPARTMENTAL EXPENSE	1,829	3,679	2,500	2,500
344 TRANSPORTATION AND TRAVEL-B/S APPROVED		505		
345 TRANSPORTATION AND TRAVEL-CAO OR AGY APP		2,025		
346 TRANSP AND TRAVEL - IN-CTY & NON-TRAVEL	1,350	16	2,200	2,200
347 TRANSPORTATION AND TRAVEL - EMPLY AUTO	40,108	31,997	45,000	45,000
348 TRANSPORTATION AND TRAVEL - OTHER	81	103		
350 UTILITIES	3,323	2,065	2,500	2,500
TOTAL SERVICES AND SUPPLIES	\$ 59,526 *	\$ 70,928 *	\$ 69,225 *	\$ 69,225 *
OTHER CHARGES				
440 SUPPORT AND CARE OF PERSONS	\$ 8,198	\$ 6,813	\$ 15,000	\$ 15,000
TOTAL OTHER CHARGES	\$ 8,198 *	\$ 6,813 *	\$ 15,000 *	\$ 15,000 *
FIXED ASSETS				
510 EQUIPMENT	\$ 2,532	\$ 4,664	\$ 6,760	\$ 6,760
NO QUAN DESCRIPTION				
01 LOT MINOR EQUIPMENT			550	550
02 3 DICTATING/TRANSCRIBING MACHINE			1,050	1,050
03 4 TYPEWRITER ELECTRIC			2,160	2,160
04 1 KARDVEYER			3,000	3,000
TOTAL FIXED ASSETS	\$ 2,532 *	\$ 4,664 *	\$ 6,760 *	\$ 6,760 *
TOTAL BUDGET UNIT 5509	\$ 1,102,540	\$ 1,187,571	\$ 1,666,485	\$ 1,666,485

AGENCY - HUMAN RESOURCES AGENCY

COUNTY OF SAN DIEGO FINAL BUDGET
1973-1974
BUDGET UNIT EXPENDITURE DETAIL
SCHEDULE 6

BUDGET UNIT - 5513 DEPARTMENT OF PUBLIC WELFARE-MODEL CITIES CHILD CARE PROJECT
FUND - 1001.00 GENERAL FUND

FUNCTION - PUBLIC ASSISTANCE
ACTIVITY - OTHER ASSISTANCE

EXPENDITURE CLASSIFICATION	EXPENDITURES		APPROPRIATIONS	
	ACTUAL EXPENDITURES 1971-1972	ACTUAL EXPENDITURES 1972-1973	EXPENDITURE ESTIMATES RECOMMENDED 1973-1974	ADOPTED BY THE BOARD OF SUPERVISORS 1973-1974
SALARIES AND EMPLOYEE BENEFITS				
101 SALARIES AND WAGES - PERMANENT	\$ 6,312	\$ 63,687	\$ 261,990	\$ 261,990
102 SALARIES AND WAGES - NONPERMANENT		5,668	28,629	28,629
160 RETIREMENT - GENERAL MEMBERS - C.E.R.S.		5,008	17,930	17,930
165 RETIREMENT - O.A.S.D.I.		3,847	14,528	14,528
170 EMPLOYEE GROUP INSURANCE		1,178	6,851	6,851
175 EMPLOYEE COMPENSATION INSURANCE		109	398	398
TOTAL SALARIES AND EMPLOYEE BENEFITS	\$ 6,312 *	\$ 79,497 *	\$ 330,326 *	\$ 330,326 *
SERVICES AND SUPPLIES				
210 CLOTHING AND PERSONAL SUPPLIES	\$	\$	\$ 315	\$ 315
215 COMMUNICATIONS			1,800	1,800
225 FOOD		200	39,756	39,756
230 HOUSEHOLD EXPENSE		1,058	1,790	1,790
295 MEDICAL, DENTAL AND LABORATORY SUPPLIES			200	200
310 OFFICE EXPENSE	70	1,047	750	750
315 PROFESSIONAL AND SPECIALIZED SERVICES			5,250	5,250
330 RENTS AND LEASES - EQUIPMENT		246	7,447	7,447
335 SMALL TOOLS AND INSTRUMENTS			844	844
340 SPECIAL DEPARTMENTAL EXPENSE		1,643	5,680	5,680
346 TRANSP AND TRAVEL - IN-CITY & NON-TRAVEL			300	300
347 TRANSPORTATION AND TRAVEL - EMPLY AUTO	172	1,835	3,840	3,840
348 TRANSPORTATION AND TRAVEL - OTHER		1		
TOTAL SERVICES AND SUPPLIES	\$ 242 *	\$ 6,030 *	\$ 67,972 *	\$ 67,972 *
FIXED ASSETS				
510 EQUIPMENT	\$	\$ 2,057	\$ 26,000	\$ 26,000
NO QUAN DESCRIPTION				
01 LOT MINOR EQUIPMENT			15,430	15,430
02 2 TOOL SET			400	400
03 2 STOVE			330	330
04 2 REFRIGERATOR			790	790
05 2 PIANO			1,300	1,300
06 2 WASHING MACHINE			550	550
07 2 CLOTHES DRYER			450	450
08 2 PLAYGROUND CLIMBER			1,318	1,318
09 2 TELEVISION SET			640	640
10 2 SEWING MACHINE			250	250
11 1 PLAYGROUND SLIDE			534	534
12 2 KILN			600	600
13 2 POTTERS WHEEL			620	620
14 1 STAGECOACH			415	415
15 1 BUCK URD WHIRL			502	502
16 1 STEAM ENGINE CLIMBER			210	210
17 1 MIRACLE DOME			563	563
18 1 SPIDER CLIMBER			189	189
19 1 ROCK MOUNTAIN			440	440
20 1 BARRELL OF FUN			469	469
TOTAL FIXED ASSETS	\$ *	\$ 2,057 *	\$ 26,000 *	\$ 26,000 *
TOTAL BUDGET UNIT 5513	\$ 6,554	\$ 87,584	\$ 424,298	\$ 424,298

AGENCY - HUMAN RESOURCES AGENCY

COUNTY OF SAN DIEGO FINAL BUDGET
1973-1974
BUDGET UNIT EXPENDITURE DETAIL
SCHEDULE 6

BUDGET UNIT - 5515 DEPARTMENT OF PUBLIC WELFARE STATE CHILD CARE PROJECT
FUND - 1001.00 GENERAL FUND

FUNCTION - PUBLIC ASSISTANCE
ACTIVITY - WELFARE ADMINISTRATION

EXPENDITURE CLASSIFICATION	EXPENDITURES		APPROPRIATIONS	
	ACTUAL EXPENDITURES 1971-1972	ACTUAL EXPENDITURES 1972-1973	EXPENDITURE ESTIMATES RECOMMENDED 1973-1974	ADOPTED BY THE BOARD OF SUPERVISORS 1973-1974
SALARIES AND EMPLOYEE BENEFITS				
101 SALARIES AND WAGES - PERMANENT	\$	\$	\$ 266,308	\$ 266,308
160 RETIREMENT - GENERAL MEMBERS - C.E.R.S.			21,462	21,462
165 RETIREMENT - O.A.S.D.I.			14,929	14,929
170 EMPLOYEE GROUP INSURANCE			4,621	4,621
175 EMPLOYEE COMPENSATION INSURANCE			401	401
TOTAL SALARIES AND EMPLOYEE BENEFITS	\$	\$	\$ 307,721	\$ 307,721
SERVICES AND SUPPLIES				
210 CLOTHING AND PERSONAL SUPPLIES	\$	\$	\$ 2,040	\$ 2,040
215 COMMUNICATIONS			1,188	1,188
225 FOOD			40,090	40,090
230 HOUSEHOLD EXPENSE			8,376	8,376
295 MEDICAL, DENTAL AND LABORATORY SUPPLIES			1,748	1,748
310 OFFICE EXPENSE			1,200	1,200
315 PROFESSIONAL AND SPECIALIZED SERVICES			4,000	4,000
330 RENTS AND LEASES - EQUIPMENT			18,184	18,184
335 SMALL TOOLS AND INSTRUMENTS			4,006	4,006
340 SPECIAL DEPARTMENTAL EXPENSE			235,728	235,728
347 TRANSPORTATION AND TRAVEL - EMPLOY AUTO			20,928	20,928
350 UTILITIES			960	960
TOTAL SERVICES AND SUPPLIES	\$	\$	\$ 338,448	\$ 338,448
FIXED ASSETS				
510 EQUIPMENT	\$	\$	\$ 35,265	\$ 35,265
NO. QUAN. DESCRIPTION				
01 LOT MINOR EQUIPMENT			14,365	14,365
02 8 STOVE			4,000	4,000
03 4 CLOTHES WASHER			1,000	1,000
04 4 CLOTHES DRYER			1,000	1,000
05 4 DISHWASHER			1,000	1,000
06 4 SINK BASE			1,300	1,300
07 4 REFRIGERATOR			1,600	1,600
08 4 PLAYScape			4,000	4,000
09 4 TELEVISION SET			2,400	2,400
10 4 SEWING MACHINE			800	800
11 4 KILNS			1,200	1,200
12 4 POTTERS WHEEL			1,300	1,300
13 4 POOL-TABLE			1,300	1,300
TOTAL FIXED ASSETS	\$	\$	\$ 35,265	\$ 35,265
TOTAL BUDGET UNIT 5515	\$	\$	\$ 681,434	\$ 681,434

AGENCY - HUMAN RESOURCES AGENCY

COUNTY OF SAN DIEGO FINAL BUDGET
1973-1974
BUDGET UNIT EXPENDITURE DETAIL
SCHEDULE 6

BUDGET UNIT - 5600 DEPARTMENT OF PUBLIC WELFARE, GENERAL RELIEF
FUND - 1001.00 GENERAL FUND

FUNCTION - PUBLIC ASSISTANCE
ACTIVITY - GENERAL RELIEF

EXPENDITURE CLASSIFICATION	EXPENDITURES		APPROPRIATIONS	
	ACTUAL EXPENDITURES 1971-1972	ACTUAL EXPENDITURES 1972-1973	EXPENDITURE ESTIMATES RECOMMENDED 1973-1974	ADOPTED BY THE BOARD OF SUPERVISORS 1973-1974
OTHER CHARGES				
440 SUPPORT AND CARE OF PERSONS	\$ 2,837,372	\$ 3,645,028	\$ 4,425,000	\$ 3,857,717
POOL1 SUPPORT AND CARE			4,158,000	3,590,717
POOL2 OTHER SERVICES			267,000	267,000
TOTAL OTHER CHARGES	\$ 2,837,372 *	\$ 3,645,028 *	\$ 4,425,000 *	\$ 3,857,717 *
TOTAL BUDGET UNIT 5600	\$ 2,837,372	\$ 3,645,028	\$ 4,425,000	\$ 3,857,717

AGENCY - HUMAN RESOURCES AGENCY

COUNTY OF SAN DIEGO FINAL BUDGET
1973-1974
BUDGET UNIT EXPENDITURE DETAIL
SCHEDULE 6

BUDGET UNIT - 5601 DEPARTMENT OF PUBLIC WELFARE MAINTENANCE OF WARDS
FUND - 1001.00 GENERAL FUND

FUNCTION - PUBLIC ASSISTANCE
ACTIVITY - GENERAL RELIEF

EXPENDITURE CLASSIFICATION	EXPENDITURES		APPROPRIATIONS	
	ACTUAL EXPENDITURES 1971-1972	ACTUAL EXPENDITURES 1972-1973	EXPENDITURE ESTIMATES RECOMMENDED 1973-1974	ADOPTED BY THE BOARD OF SUPERVISORS 1973-1974
SERVICES AND SUPPLIES				
295 MEDICAL, DENTAL AND LABORATORY SUPPLIES	\$	\$	\$ 500	\$ 500
315 PROFESSIONAL AND SPECIALIZED SERVICES			3,000	3,000
346 TRANSP AND TRAVEL - IN-CITY & NON-TRAVEL			1,000	1,000
348 TRANSPORTATION AND TRAVEL - OTHER			2,000	2,000
TOTAL SERVICES AND SUPPLIES	\$	* \$	* \$ 6,500	* \$ 6,500 *
OTHER CHARGES				
440 SUPPORT AND CARE OF PERSONS	\$	\$	\$ 322,384	\$ 322,384
TOTAL OTHER CHARGES	\$	* \$	* \$ 322,384	* \$ 322,384 *
TOTAL BUDGET UNIT 5601	\$	\$	\$ 328,884	\$ 328,884

AGENCY - HUMAN RESOURCES AGENCY

COUNTY OF SAN DIEGO FINAL BUDGET
1973-1974
BUDGET UNIT EXPENDITURE DETAIL
SCHEDULE 6

BUDGET UNIT - 5701 DEPARTMENT OF PUBLIC WELFARE - OLD AGE SECURITY
FUND - 1001.00 GENERAL FUND

FUNCTION - PUBLIC ASSISTANCE
ACTIVITY - AID TO AGED

EXPENDITURE CLASSIFICATION	EXPENDITURES		APPROPRIATIONS	
	ACTUAL EXPENDITURES 1971-1972	ACTUAL EXPENDITURES 1972-1973	EXPENDITURE ESTIMATES RECOMMENDED 1973-1974	ADOPTED BY THE BOARD OF SUPERVISORS 1973-1974
OTHER CHARGES				
440 SUPPORT AND CARE OF PERSONS	\$ 19,966,826	\$ 18,642,868	\$ 9,361,530	\$ 9,150,842
TOTAL OTHER CHARGES	\$ 19,966,826 *	\$ 18,642,868 *	\$ 9,361,530 *	\$ 9,150,842 *
TOTAL BUDGET UNIT 5701	\$ 19,966,826	\$ 18,642,868	\$ 9,361,530	\$ 9,150,842

AGENCY - HUMAN RESOURCES AGENCY

COUNTY OF SAN DIEGO FINAL BUDGET
 1973-1974
 BUDGET UNIT EXPENDITURE DETAIL
 SCHEDULE 6

BUDGET UNIT - 5702 DEPARTMENT OF PUBLIC WELFARE, AID TO BLIND
 FUND - 1001.00 GENERAL FUND

FUNCTION - PUBLIC ASSISTANCE
 ACTIVITY - AID TO BLIND

EXPENDITURE CLASSIFICATION	EXPENDITURES		APPROPRIATIONS	
	ACTUAL EXPENDITURES 1971-1972	ACTUAL EXPENDITURES 1972-1973	EXPENDITURE ESTIMATES RECOMMENDED 1973-1974	ADOPTED BY THE BOARD OF SUPERVISORS 1973-1974
OTHER CHARGES				
440 SUPPORT AND CARE OF PERSONS	\$ 1,620,913	\$ 1,674,555	\$ 823,644	\$ 823,644
TOTAL OTHER CHARGES	\$ 1,620,913 *	\$ 1,674,555 *	\$ 823,644 *	\$ 823,644 *
TOTAL BUDGET UNIT 5702	\$ 1,620,913	\$ 1,674,555	\$ 823,644	\$ 823,644

AGENCY - HUMAN RESOURCES AGENCY

COUNTY OF SAN DIEGO FINAL BUDGET
1973-1974
BUDGET UNIT EXPENDITURE DETAIL
SCHEDULE 6

BUDGET UNIT - 5704 DEPT OF PUB WEL, AID TO FAMILIES WITH DEP CHILD - FAMILY GROUP
FUND - 1001.00 GENERAL FUND

FUNCTION - PUBLIC ASSISTANCE
ACTIVITY - AID TO FAMILIES WITH DEP CHILDREN

EXPENDITURE CLASSIFICATION	EXPENDITURES		APPROPRIATIONS	
	ACTUAL EXPENDITURES 1971-1972	ACTUAL EXPENDITURES 1972-1973	EXPENDITURE ESTIMATES RECOMMENDED 1973-1974	ADOPTED BY THE BOARD OF SUPERVISORS 1973-1974
OTHER CHARGES				
440 SUPPORT AND CARE OF PERSONS	\$ 48,195,644	\$ 46,961,959	\$ 50,602,400	\$ 49,167,220
P001 SUPPORT AND CARE			50,102,400	48,667,220
P002 EMERGENCY NEEDS			250,000	250,000
P003 SPECIAL NEEDS			250,000	250,000
TOTAL OTHER CHARGES	\$ 48,195,644 *	\$ 46,961,959 *	\$ 50,602,400 *	\$ 49,167,220 *
TOTAL BUDGET UNIT 5704	\$ 48,195,644	\$ 46,961,959	\$ 50,602,400	\$ 49,167,220

AGENCY - HUMAN RESOURCES AGENCY

COUNTY OF SAN DIEGO FINAL BUDGET

1973-1974
BUDGET UNIT EXPENDITURE DETAIL
SCHEDULE 6

BUDGET UNIT - 5705 DEPT OF PUB WEL, AID TO FAMILIES WITH DEP CHILD-BOARD HOMES INST
FUND - 1001.00 GENERAL FUND

FUNCTION - PUBLIC ASSISTANCE
ACTIVITY - AID TO CHILDREN IN BOARDING HOMES

EXPENDITURE CLASSIFICATION	EXPENDITURES		APPROPRIATIONS	
	ACTUAL EXPENDITURES 1971-1972	ACTUAL EXPENDITURES 1972-1973	EXPENDITURE ESTIMATES RECOMMENDED 1973-1974	ADOPTED BY THE BOARD OF SUPERVISORS 1973-1974
OTHER CHARGES				
440 SUPPORT AND CARE OF PERSONS	\$ 3,422,766	\$ 3,540,847	\$ 3,780,000	\$ 3,780,000
TOTAL OTHER CHARGES	\$ 3,422,766 *	\$ 3,540,847 *	\$ 3,780,000 *	\$ 3,780,000 *
TOTAL BUDGET UNIT 5705	\$ 3,422,766	\$ 3,540,847	\$ 3,780,000	\$ 3,780,000

AGENCY - HUMAN RESOURCES AGENCY

COUNTY OF SAN DIEGO FINAL BUDGET
1973-1974
BUDGET UNIT EXPENDITURE DETAIL
SCHEDULE 6

BUDGET UNIT - 5706 DEPARTMENT OF PUBLIC WELFARE, AID TO DISABLED
FUND - 1001.00 GENERAL FUND

FUNCTION - PUBLIC ASSISTANCE
ACTIVITY - AID TO DISABLFD

EXPENDITURE CLASSIFICATION	EXPENDITURES		APPROPRIATIONS	
	ACTUAL EXPENDITURES 1971-1972	ACTUAL EXPENDITURES 1972-1973	EXPENDITURE ESTIMATES RECOMMENDED 1973-1974	ADOPTED BY THE BOARD OF SUPERVISORS 1973-1974
OTHER CHARGES				
440 SUPPORT AND CARE OF PERSONS	\$ 14,132,028	\$ 16,511,090	\$ 10,048,248	\$ 10,509,815
TOTAL OTHER CHARGES	\$ 14,132,028 *	\$ 16,511,090 *	\$ 10,048,248 *	\$ 10,509,815 *
TOTAL BUDGET UNIT 5706	\$ 14,132,028	\$ 16,511,090	\$ 10,048,248	\$ 10,509,815

AGENCY - HUMAN RESOURCES AGENCY

COUNTY OF SAN DIEGO FINAL BUDGET

1973-1974
BUDGET UNIT EXPENDITURE DETAIL
SCHEDULE 6

BUDGET UNIT - 5707 DEPARTMENT OF PUBLIC WELFARE, SPECIAL SHELTER FUNDS
FUND - 1001.00 GENERAL FUND

FUNCTION - PUBLIC ASSISTANCE
ACTIVITY - AIDS - OTHER

EXPENDITURE CLASSIFICATION	EXPENDITURES		APPROPRIATIONS	
	ACTUAL EXPENDITURES 1971-1972	ACTUAL EXPENDITURES 1972-1973	EXPENDITURE ESTIMATES RECOMMENDED 1973-1974	ADOPTED BY THE BOARD OF SUPERVISORS 1973-1974
OTHER CHARGES				
440 SUPPORT AND CARE OF PERSONS	\$ 3,195	\$	\$	\$
TOTAL OTHER CHARGES	\$ 3,195 *	\$	\$ *	\$ *
TOTAL BUDGET UNIT 5707	\$ 3,195	\$	\$	\$

AGENCY - HUMAN RESOURCES AGENCY

 COUNTY OF SAN DIEGO FINAL BUDGET
 1973-1974
 BUDGET UNIT EXPENDITURE DETAIL
 SCHEDULE 6

 BUDGET UNIT - 6600 PROBATION DEPARTMENT, MAINTENANCE OF WARDS
 FUND - 1001.00 GENERAL FUND

 FUNCTION - PUBLIC ASSISTANCE
 ACTIVITY - CARE OF COURT WARDS

EXPENDITURE CLASSIFICATION	EXPENDITURES		APPROPRIATIONS	
	ACTUAL EXPENDITURES 1971-1972	ACTUAL EXPENDITURES 1972-1973	EXPENDITURE ESTIMATES RECOMMENDED 1973-1974	ADOPTED BY THE BOARD OF SUPERVISORS 1973-1974
SERVICES AND SUPPLIES				
295 MEDICAL, DENTAL AND LABORATORY SUPPLIES	\$ 1,228	\$ 1,371	\$ 1,000	\$ 1,000
315 PROFESSIONAL AND SPECIALIZED SERVICES	12,085	8,439	5,000	5,000
346 TRANSP AND TRAVEL - IN-CITY & NON-TRAVEL	1,375	225		
348 TRANSPORTATION AND TRAVEL - OTHER	24,829	31,425	30,000	30,000
TOTAL SERVICES AND SUPPLIES	\$ 39,517 *	\$ 41,460 *	\$ 36,000 *	\$ 36,000 *
OTHER CHARGES				
440 SUPPORT AND CARE OF PERSONS	\$ 922,840	\$ 1,046,366	\$ 1,101,440	\$ 1,101,440
TOTAL OTHER CHARGES	\$ 922,840 *	\$ 1,046,366 *	\$ 1,101,440 *	\$ 1,101,440 *
TOTAL BUDGET UNIT 6600	\$ 962,357	\$ 1,087,826	\$ 1,137,440	\$ 1,137,440

AGENCY - HUMAN RESOURCES AGENCY

COUNTY OF SAN DIEGO FINAL BUDGET

1973-1974
BUDGET UNIT EXPENDITURE DETAIL
SCHEDULE 6

BUDGET UNIT - 6800 VETERANS SERVICE OFFICER
FUND - 1001.00 GENERAL FUND

FUNCTION - PUBLIC ASSISTANCE
ACTIVITY - VETERANS' SERVICES

EXPENDITURE CLASSIFICATION	EXPENDITURES		APPROPRIATIONS	
	ACTUAL EXPENDITURES 1971-1972	ACTUAL EXPENDITURES 1972-1973	EXPENDITURE ESTIMATES RECOMMENDED 1973-1974	ADOPTED BY THE BOARD OF SUPERVISORS 1973-1974
SALARIES AND EMPLOYEE BENEFITS				
101 SALARIES AND WAGES - PERMANENT	\$ 116,273	\$ 129,427	\$ 168,236	\$ 168,236
102 SALARIES AND WAGES - NONPERMANENT	6,954	838		
160 RETIREMENT - GENERAL MEMBERS - C.E.R.S.		10,442	12,781	12,781
165 RETIREMENT - O.A.S.D.I.		6,040	8,587	8,587
170 EMPLOYEE GROUP INSURANCE		2,574	3,481	3,481
175 EMPLOYEE COMPENSATION INSURANCE		204	247	247
TOTAL SALARIES AND EMPLOYEE BENEFITS	\$ 123,227 *	\$ 149,525 *	\$ 193,332 *	\$ 193,332 *
SERVICES AND SUPPLIES				
285 MAINTENANCE - EQUIPMENT OFFICE AND OTHER	\$ 172	\$ 106	\$ 220	\$ 220
300 MEMBERSHIPS	25	25	25	25
310 OFFICE EXPENSE	1,889	1,716	2,060	2,060
330 RENTS AND LEASES - EQUIPMENT	8			
344 TRANSPORTATION AND TRAVEL-B/S APPROVED		333	713	713
345 TRANSPORTATION AND TRAVEL-CAO OR AGY APP		176	350	350
346 TRANSP AND TRAVEL - IN-CTY & NON-TRAVEL	927	110		
347 TRANSPORTATION AND TRAVEL - EMPLOY AUTO	379	602	600	600
TOTAL SERVICES AND SUPPLIES	\$ 3,400 *	\$ 3,068 *	\$ 3,968 *	\$ 3,968 *
FIXED ASSETS				
510 EQUIPMENT	\$ 409	\$ 2,376	\$ 1,155	\$ 1,155
NO QUAN DESCRIPTION				
01 LOT MINOR EQUIPMENT			450	450
02 1 TYPEWRITER, ELECTRIC			530	530
03 1 DESK, STEEL STENO			175	175
TOTAL FIXED ASSETS	\$ 409 *	\$ 2,376 *	\$ 1,155 *	\$ 1,155 *
EXPENDITURE TRANSFERS AND REIMBURSEMENTS				
600 COSTS APPLIED	\$ 1,914	\$	\$	\$
605 REIMBURSED PROJECTS	5,809			
TOTAL EXPENDITURE TRANSFERS AND REIMBURSEMENTS	\$ 7,723 **	\$	\$	\$
TOTAL BUDGET UNIT 6800	\$ 119,313	\$ 154,969	\$ 198,455	\$ 198,455

AGENCY - HUMAN RESOURCES AGENCY

 COUNTY OF SAN DIEGO FINAL BUDGET
 1973-1974
 BUDGET UNIT EXPENDITURE DETAIL
 SCHEDULE 6

 BUDGET UNIT - 6900 PUBLIC EMPLOYMENT PROGRAM TITLE V
 FUND - 1001.00 GENERAL FUND

 FUNCTION - PUBLIC ASSISTANCE
 ACTIVITY - AIDS - OTHER

EXPENDITURE CLASSIFICATION	EXPENDITURES		APPROPRIATIONS	
	ACTUAL EXPENDITURES 1971-1972	ACTUAL EXPENDITURES 1972-1973	EXPENDITURE ESTIMATES RECOMMENDED 1973-1974	ADOPTED BY THE BOARD OF SUPERVISORS 1973-1974
SALARIES AND EMPLOYEE BENEFITS				
101 SALARIES AND WAGES - PERMANENT	\$	\$ 69,068	\$	\$
102 SALARIES AND WAGES - NONPERMANENT		2,121,381	1,075,437	1,075,437
160 RETIREMENT - GENERAL MEMBERS - C.E.R.S.		170,393		
165 RETIREMENT - O.A.S.D.I.		116,650		
170 EMPLOYEE GROUP INSURANCE		46,059		
175 EMPLOYEE COMPENSATION INSURANCE		5,215		
TOTAL SALARIES AND EMPLOYEE BENEFITS	\$	* \$ 2,528,766 *	\$ 1,075,437 *	\$ 1,075,437 *
SERVICES AND SUPPLIES				
285 MAINTENANCE - EQUIPMENT OFFICE AND OTHER	\$	\$ 60	\$	\$
290 MAINTENANCE-STRUCTURES IMPROVE GROUNDS	135,240			
295 MEDICAL, DENTAL AND LABORATORY SUPPLIES		5,305		
305 MISCELLANEOUS EXPENSE			129,330	129,930
310 OFFICE EXPENSE	22,091	4,654	3,600	3,000
315 PROFESSIONAL AND SPECIALIZED SERVICES	45,223	17,944	64,665	64,665
320 PUBLICATIONS AND LEGAL NOTICES		213		
340 SPECIAL DEPARTMENTAL EXPENSE		11,740		
344 TRANSPORTATION AND TRAVEL-B/S APPROVED		1,022		
345 TRANSPORTATION AND TRAVEL-CAO OR AGY APP		1,030		
346 TRANSP AND TRAVEL - IN-CTY & NON-TRAVEL		107		
347 TRANSPORTATION AND TRAVEL - EMPLY AUTO		27,425		
TOTAL SERVICES AND SUPPLIES	\$ 202,554 *	\$ 69,500 *	\$ 197,595 *	\$ 197,595 *
FIXED ASSETS				
510 EQUIPMENT	\$	\$ 1,197	\$	\$
TOTAL FIXED ASSETS	\$	* \$ 1,197 *	\$	* \$
EXPENDITURE TRANSFERS AND REIMBURSEMENTS				
600 COSTS APPLIED	\$	\$	\$ 1,225,183-	\$ 1,225,183-
605 REIMBURSED PROJECTS		2,556,283-		
TOTAL EXPENDITURE TRANSFERS AND REIMBURSEMENTS	\$	* \$ 2,556,283-*	\$ 1,225,183-*	\$ 1,225,183-*
TOTAL BUDGET UNIT 6900	\$ 202,554	\$ 43,180	\$ 47,849	\$ 47,849

AGENCY - HUMAN RESOURCES AGENCY

COUNTY OF SAN DIEGO FINAL BUDGET

1973-1974
BUDGET UNIT EXPENDITURE DETAIL
SCHEDULE 6BUDGET UNIT - 6910 PUBLIC EMPLOYMENT TITLE VI
FUND - 1001.00 GENERAL FUNDFUNCTION - PUBLIC ASSISTANCE
ACTIVITY - AIDS - OTHER

EXPENDITURE CLASSIFICATION	EXPENDITURES		APPROPRIATIONS	
	ACTUAL EXPENDITURES 1971-1972	ACTUAL EXPENDITURES 1972-1973	EXPENDITURE ESTIMATES RECOMMENDED 1973-1974	ADOPTED BY THE BOARD OF SUPERVISORS 1973-1974
SALARIES AND EMPLOYEE BENEFITS				
101 SALARIES AND WAGES - PERMANENT	\$	\$ 3,974	\$	\$
102 SALARIES AND WAGES - NONPERMANENT		137,288	5,672	5,672
160 RETIREMENT - GENERAL MEMBERS - C.E.R.S.		10,937		
165 RETIREMENT - O.A.S.D.I.		8,444		
170 EMPLOYEE GROUP INSURANCE		3,750		
175 EMPLOYEE COMPENSATION INSURANCE		224		
TOTAL SALARIES AND EMPLOYEE BENEFITS	\$	* \$ 164,617 *	\$ 5,672 *	\$ 5,672 *
SERVICES AND SUPPLIES				
305 MISCELLANEOUS EXPENSE	\$	\$	\$ 630	\$ 630
310 OFFICE EXPENSE		74		
TOTAL SERVICES AND SUPPLIES	\$	* \$ 74 *	\$ 630 *	\$ 630 *
FIXED ASSETS				
510 EQUIPMENT	\$	\$ 194	\$	\$
TOTAL FIXED ASSETS	\$	* \$ 194 *	\$	\$ *
EXPENDITURE TRANSFERS AND REIMBURSEMENTS				
600 COSTS APPLIED	\$	\$	\$ 6,302-	\$ 6,302-
605 REIMBURSED PROJECTS		161,650-		
TOTAL EXPENDITURE TRANSFERS AND REIMBURSEMENTS	\$	* \$ 161,650-*	\$ 6,302-*	\$ 6,302-*
TOTAL BUDGET UNIT 6910	\$	\$ 3,235	\$	\$

AGENCY - HUMAN RESOURCES AGENCY

COUNTY OF SAN DIEGO FINAL BUDGET
 1973-1974
 BUDGET UNIT EXPENDITURE DETAIL
 SCHEDULE 6

BUDGET UNIT - 7250 SPECIAL SCHOOLS
 FUND - 1001.00 GENERAL FUND

FUNCTION - EDUCATION
 ACTIVITY - OTHER EDUCATION

EXPENDITURE CLASSIFICATION		EXPENDITURES		APPROPRIATIONS	
		ACTUAL EXPENDITURES 1971-1972	ACTUAL EXPENDITURES 1972-1973	EXPENDITURE ESTIMATES RECOMMENDED 1973-1974	ADOPTED BY THE BOARD OF SUPERVISORS 1973-1974
SERVICES AND SUPPLIES					
340 SPECIAL DEPARTMENTAL EXPENSE		\$ 474,276	\$ 454,464	\$ 341,034	\$ 375,339
TOTAL SERVICES AND SUPPLIES		\$ 474,276 *	\$ 454,464 *	\$ 341,034 *	\$ 375,339 *
FIXED ASSETS					
510 EQUIPMENT		\$ 5,854	\$ 7,301	\$ 9,972	\$ 9,972
NO	QUAN DESCRIPTION				
01	LOT MINOR EQUIPMENT - JUV. HALL			610	610
02	2 FAN, ELECTRIC - JUV. HALL			220	220
03	1 PROJECTOR, MOVIE - JUV. HALL			551	551
04	1 BENCH, WOODWORKING - JUV. HALL			550	550
05	LOT MINOR EQUIPMENT - HILLCREST			295	295
06	1 BOOKCASE - HILLCREST			225	225
07	1 TELEVISION SET - HILLCREST			710	710
08	LOT MINOR EQUIPMENT - LAS COLINAS			559	559
09	1 PROJECTOR, MOVIE - LAS COLINAS			494	494
10	1 DUPLICATING MACHINE, ELEC. - LAS COLINAS			493	493
11	2 TYPEWRITER, ELECTRIC - LAS COLINAS			808	808
12	1 TYPEWRITER, MANUAL - LAS COLINAS			195	195
13	1 TELEVISION SET - LAS COLINAS			710	710
14	LOT MINOR EQUIPMENT - RDC			762	762
15	1 PROJECTOR, SLIDE - RDC			250	250
16	1 TELEVISION SET - RDC			710	710
17	1 TELEVISION ANTENNA - RDC			250	250
18	1 PRESS, HYDRAULIC - RDC			830	830
19	3 PROJECTOR, SLIDE - CDC			750	750
TOTAL FIXED ASSETS		\$ 5,854 *	\$ 7,301 *	\$ 9,972 *	\$ 9,972 *
TOTAL BUDGET UNIT 7250		\$ 480,130	\$ 461,765	\$ 351,006	\$ 385,311

AGENCY - PUBLIC WORKS AGENCY

COUNTY OF SAN DIEGO FINAL BUDGET
1973-1974
BUDGET UNIT EXPENDITURE DETAIL
SCHEDULE 6

BUDGET UNIT - 1200 PUBLIC WORKS AGENCY
FUND - 1001.00 GENERAL FUND

FUNCTION - GENERAL
ACTIVITY - OTHER GENERAL

EXPENDITURE CLASSIFICATION	EXPENDITURES		APPROPRIATIONS	
	ACTUAL EXPENDITURES 1971-1972	ACTUAL EXPENDITURES 1972-1973	EXPENDITURE ESTIMATES RECOMMENDED 1973-1974	ADOPTED BY THE BOARD OF SUPERVISORS 1973-1974
SALARIES AND EMPLOYEE BENEFITS				
101 SALARIES AND WAGES - PERMANENT	\$ 1,359,455	\$ 1,589,585	\$ 1,769,554	\$ 1,769,554
102 SALARIES AND WAGES - NONPERMANENT	174,748	184,884	123,337	123,337
160 RETIREMENT - GENERAL MEMBERS - C.E.R.S.	120,226	133,813	132,040	132,040
165 RETIREMENT - O.A.S.D.I.	56,338	74,958	85,856	85,856
170 EMPLOYEE GROUP INSURANCE	21,475	28,515	29,790	29,790
175 EMPLOYEE COMPENSATION INSURANCE	5,726	9,042	9,009	9,009
190 SALARY SAVINGS			30,000-	30,000-
TOTAL SALARIES AND EMPLOYEE BENEFITS	\$ 1,737,968 *	\$ 2,020,797 *	\$ 2,119,586 *	\$ 2,119,586 *
SERVICES AND SUPPLIES				
205 AGRICULTURAL	\$ 1	\$ 79	\$	\$
210 CLOTHING AND PERSONAL SUPPLIES	135	1,304		
215 COMMUNICATIONS				
225 FOOD	76			
230 HOUSEHOLD EXPENSE	36	86		
280 MAINTENANCE - EQUIPMENT - AUTOMOTIVE	387	853		
285 MAINTENANCE - EQUIPMENT OFFICE AND OTHER	20,763	17,416	4,540	4,540
290 MAINTENANCE-STRUCTURES IMPROVE GROUNDS	80,376	35,832	50	50
291 MAINTENANCE-STRUCTURES IMPROVE GROUNDS	22,003	74		
295 MEDICAL, DENTAL AND LABORATORY SUPPLIES	107	203		
300 MEMBERSHIPS	2,345	3,026	2,090	2,090
305 MISCELLANEOUS EXPENSE	2,949	10		
310 OFFICE EXPENSE	38,295	36,235	45,190	45,190
311 OFFICE EXPENSE - SUPPLIES REISSUED		5		
314 E. D. P. COSTS	786		9,370	9,370
315 PROFESSIONAL AND SPECIALIZED SERVICES	214,631	138,974	159,080	159,080
317 PROF SPECIALIZED SERV-INTER DEPARTMENTAL	394,050	569,658	436,642	436,642
318 PROJECT REIMBURSEMENT-GEN SERVICES DEPT	4,327		87,000	87,000
320 PUBLICATIONS AND LEGAL NOTICES	247	402	2,000	2,000
325 RENTS & LEASES-STRUCTURES IMPROVE GRNDS	1,598,634	24,234		
330 RENTS AND LEASES - EQUIPMENT	115,563	124,878	117,495	117,495
335 SMALL TOOLS AND INSTRUMENTS	525	1,217	1,050	1,050
340 SPECIAL DEPARTMENTAL EXPENSE	108,850	58,134	16,390	16,390
344 TRANSPORTATION AND TRAVEL-B/S-APPROVED		4,717	7,677	7,677
345 TRANSPORTATION AND TRAVEL-CAO OR AGY APP		3,246	6,064	6,064
346 TRANSP AND TRAVEL - IN-CTY & NON-TRAVEL	7,565	1,250	1,711	1,711
347 TRANSPORTATION AND TRAVEL - EMPLY AUTO	19,308	22,147	24,980	24,980
348 TRANSPORTATION AND TRAVEL - OTHER	2,179	2,704	850	850
350 UTILITIES	25,180	9,914		
TOTAL SERVICES AND SUPPLIES	\$ 2,659,918 *	\$ 1,056,598 *	\$ 922,179 *	\$ 922,179 *
OTHER CHARGES				
453 CONTRIBUTIONS TO OTHER AGENCIES	\$ 63,886	\$ 37,370	\$	\$
462 JUDGEMENTS	2			
467 TAXES AND ASSESSMENTS	82			
TOTAL OTHER CHARGES	\$ 63,970 *	\$ 37,370 *	\$	\$
FIXED ASSETS				
510 EQUIPMENT	\$ 38,504	\$ 40,361	\$ 31,984	\$ 31,984
NO DESCRIPTION				
01 LOT			4,275	9,294

AGENCY - PUBLIC WORKS AGENCY

COUNTY OF SAN DIEGO FINAL BUDGET
1973-1974
BUDGET UNIT EXPENDITURE DETAIL
SCHEDULE 6

BUDGET UNIT - 1200 PUBLIC WORKS AGENCY
FUND - 1001.00 GENERAL FUND

FUNCTION - GENERAL
ACTIVITY - OTHER GENERAL

EXPENDITURE CLASSIFICATION			EXPENDITURES		EXPENDITURE ESTIMATES RECOMMENDED	APPROPRIATIONS ADOPTED BY THE BOARD OF SUPERVISORS
			ACTUAL EXPENDITURES 1971-1972	ACTUAL EXPENDITURES 1972-1973	1973-1974	1973-1974
FIXED ASSETS - CONTINUED						
02	LOT	INFORMATION DISPLAY SYSTEM			1,500	1,500
03	4	DESKS			1,100	1,100
04	1	SECRETARIAL CENTER			350	350
05	5	CREDENZAS			1,250	1,250
06	11	DESKS			1,925	1,925
07	1	MICROFILM ADAPTER			176	176
08	1	MICROFILM LENS			125	125
09	4	MICROFICHE VIEWERS			468	468
10	2	TYPEWRITERS, ELECTRIC			1,370	1,370
11	8	CALCULATORS/ADD MACHS			3,696	3,696
12	1	MAGNETIC TAPE CLEANER			2,200	2,200
13	1	DESK			150	150
14	1	TYPEWRITER, ELECTRIC			625	625
15	1	CALCULATOR/ADD. MACH.			180	180
16	5	DESKS			1,250	1,250
17	7	CREDENZAS			1,225	1,225
18	1	TYPEWRITERS, ELECTRIC			558	558
19	11	CALCULATORS/ADD. MACH.			1,672	1,672
20	6	DICTATING EQUIPMENT			2,490	2,490
21	1	TRANSCRIBER			380	380
22	LOT				2,990	
23	LOT				505	
24	LOT				1,524	
520	LAND		730,062	484,668		
530	STRUCTURES AND IMPROVEMENTS		161,098			
TOTAL FIXED ASSETS			\$ 929,664 *	\$ 525,029 *	\$ 31,984 *	\$ 31,984 *
EXPENDITURE TRANSFERS AND REIMBURSEMENTS						
600	COSTS APPLIED		\$ 1,299,855-	\$ 1,582,029-	\$ 1,678,117-	\$ 1,678,117-
605	REIMBURSED PROJECTS		111,404-	24,416-		
TOTAL EXPENDITURE TRANSFERS AND REIMBURSEMENTS			\$ 1,411,259-*	\$ 1,606,445-*	\$ 1,678,117-*	\$ 1,678,117-*
TOTAL BUDGET UNIT 1200			\$ 3,980,261	\$ 2,033,349	\$ 1,395,632	\$ 1,395,632

AGENCY - PUBLIC WORKS AGENCY

COUNTY OF SAN DIEGO FINAL BUDGET

1973-1974
BUDGET UNIT EXPENDITURE DETAIL
SCHEDULE 6

BUDGET UNIT - 1250 PUBLIC WORKS AGENCY, FACILITIES DEVELOPMENT

FUNCTION - GENERAL

FUND - 1001.00 GENERAL FUND

ACTIVITY - PLANT ACQUISITION

EXPENDITURE CLASSIFICATION	EXPENDITURES		APPROPRIATIONS	
	ACTUAL EXPENDITURES 1971-1972	ACTUAL EXPENDITURES 1972-1973	EXPENDITURE ESTIMATES RECOMMENDED 1973-1974	ADOPTED BY THE BOARD OF SUPERVISORS 1973-1974
SERVICES AND SUPPLIES				
291 MAINTENANCE-STRUCTURES IMPROVE GROUNDS	\$ 1,096	\$ 423,518	\$ 2,014,900	\$ 2,303,200
317 PROF SPECIALIZED SERV-INTER DEPARTMENTAL		948		
325 RENTS & LEASES-STRUCTURES IMPROVE GRNDS		1,769,270	3,086,922	3,179,922
TOTAL SERVICES AND SUPPLIES	\$ 1,096 *	\$ 2,193,736 *	\$ 5,101,822 *	\$ 5,483,122 *
OTHER CHARGES				
453 CONTRIBUTIONS TO OTHER AGENCIES	\$	\$	\$	\$ 125,000
467 TAXES AND ASSESSMENTS		14,261		
TOTAL OTHER CHARGES	\$ *	\$ 14,261 *	\$ *	\$ 125,000 *
FIXED ASSETS				
520 LAND				
530 STRUCTURES AND IMPROVEMENTS	\$ 1,164,781	\$ 1,682,930	\$ 7,585,020	\$ 10,451,320
		1,359,865	3,734,850	4,117,850
HEALTH CARE AGENCY				
4057 COMPREHENSIVE HEALTH CARE FACILITIES			8,600	
2347 COMPREHENSIVE HEALTH C H CARE FACILITIES				470,600
4164 AIR MONITORING BLDG.-ESCONDIDO & SAN YSI			7,000	7,000
4045 MODEL CITIES C H CTR-LANDSCAPING			466,000	4,000
4068 DEER PARK-GRADE & PAVE ADMIN. AREA.			13,200	13,200
HUMAN RESOURCES AGENCY				
4094 HONOR CAMPS-VIEJAS CONSTRUCT PARKING LOT			4,400	4,400
4140 LAS COLINAS-INSTALL TRASH COLLECT AREA				4,700
4095 VIEJAS-WAREHOUSE & SHOPS+ MULTIPURPOSE B			76,400	76,400
4115 JUVENILE HALL-FLOOD-LIGHT RECREATIONAL C			8,200	8,200
PUBLIC WORKS AGENCY				
4021 GILLESPIE FIELD-CONST NE TAXIWAY&APRON			307,600	307,600
4022 GILLESPIE FLD-INSTALL EQUIP APPROACH SYS			107,600	107,600
4027 PALOMAR AIRPORT-CONSTRUCT AUTO PARKING			19,900	19,900
4030 BORREGO VALLEY AIRPORT-IMP WATER SUPPLY			6,500	6,500
4034 GIL FLD-FORESTER CRK CHANNEL IMPRVS PH2			85,000	
4036 BORREGO VY AIRPORT-CONST E RUNWAY-TXWY			228,300	228,300
4037 PALOMAR AIRPORT-INST LIGHTD AIRPORT SIGN			3,800	3,800
21 BORREGO VY.-RECONSTRUCT & WIDEN TAXIWAY			30,000	
22 GILLESPIE FIELD-PERIMETER FENCE			21,600	
3184 BORREGO VY-RECONSTRUCT & WIDEN TAXIWAY				30,000
3191 GILLESPIE FIELD-PERIMETER FENCE-PH3				21,600
2008 GIL FLD-FORESTER CRK CHANNEL IMPRVS PH-2				85,000
4059 GILLESPIE FIELD-BRIDGE FORESTER CREEK			20,000	20,000
DEPARTMENT OF GENERAL SERVICES				
4043 CDC-BLDG. 8 - AUTOMATIC CAR WASH			9,900	9,900
4044 CDC-BLDG 8 - NEW HOIST & OIL STORAGE			24,000	24,000
4139 CDC-BLDG. 15 - ENCLOSURE FOR TRASH BIN			1,300	1,300
4140 LAS COLINAS - INSTALL TRASH COLLECTION A			4,700	
4141 CDC-BLDG. 14 - ENCLOSURE FOR TRASH BINS			1,300	1,300
4142 CDC-BLDG. 2 - INSTALL TRASH COLLECTION A			1,300	1,300
SANITATION AND FLOOD CONTROL				

AGENCY - PUBLIC WORKS AGENCY

COUNTY OF SAN DIEGO FINAL BUDGET
1973-1974
BUDGET UNIT EXPENDITURE DETAIL
SCHEDULE 6

BUDGET UNIT - 1250 PUBLIC WORKS AGENCY, FACILITIES DEVELOPMENT
FUND - 1001.00 GENERAL FUND

FUNCTION - GENERAL
ACTIVITY - PLANT ACQUISITION

EXPENDITURE CLASSIFICATION	EXPENDITURES		APPROPRIATIONS	
	ACTUAL EXPENDITURES 1971-1972	ACTUAL EXPENDITURES 1972-1973	EXPENDITURE ESTIMATES RECOMMENDED 1973-1974	ADOPTED BY THE BOARD OF SUPERVISORS 1973-1974
FIXED ASSETS - CONTINUED				
4005 OTAY DISPOSAL SITE-ENTRANCE ROAD			9,000	9,000
PARK DEVELOPMENT DIVISION				
4706 VARIOUS PARKS-LANDSCAPE IMPROVEMENTS			75,000	
4707 BATIQUITOS LAGOON-BEACH ACCESS			150,000	
4708 VARIOUS COASTAL SITES-BEACH ACCESS ENHAN			50,000	
4709 SAN VICENTE REGIONAL PARK-MINSHALL PROP			50,000	
4710 GUAJOME REGIONAL PARK-PHASE III DEVELOPM			500,000	
4711 VARIOUS SITES-BICYCLE TRAILS			150,000	
4712 VARIOUS SITES-LOCAL PARK DEVELOPMENT			150,000	
SPECIAL PUBLIC SERVICES AGENCY				
4122 SOUTH COUNTY-NEW ANIMAL SHELTER			340,000	
3335 SOUTH CNTY-NEW ANIMAL SHELTER				340,000
4128 NORTH & CENTRAL SHELTERS-ADD DOG PENS			49,000	49,000
4130 NORTH & CENTRAL SHELTERS-AUTOMATIC WATER			4,300	4,300
4048 NORTH COUNTY ANIMAL SHELTER-AUTOMATIC SP			3,400	3,400
GENERAL GOVERNMENT				
4219 CAC-4TH FLOOR ADDITION-LUNCH ROOM				186,600
9943 CAC-CENTRAL AIR CONDITIONING PHASE				146,400
PARK DEVELOPMENT DIVISION				
4713 BATIQUITOS LAGOON-VIEWPOINT			51,000	51,000
3706 LAKE JENNINGS PRK-CAMPSITE IMPROVEMENTS			24,000	24,000
3711 AGUA CALIENTE PRK-CAMPGROUND RENOVATIONS			149,700	149,700
3720 NORTH COAST BICYCLE TRAIL			149,000	149,000
3721 CASTLE PARK-INITIAL DEVELOPMENT			49,400	49,400
3722 LEMON GROVE PRK NO 1-INITIAL DEVELOPMENT			11,500	11,500
3723 SANTEE PARK NO 1-INITIAL DEVELOPMENT			59,300	59,300
3724 SANTEE PARK NO 2-INITIAL DEVELOPMENT			23,400	23,400
3725 POWAY PARK NO 1-INITIAL DEVELOPMENT			7,250	7,250
3726 HERITAGE PARK-INT PAVEMT/LANDSCAPE			144,000	144,000
1709 VARIOUS PARKS-ENTRANCE MODIFICATIONS			79,000	79,000
3273 SEA BLUFF VILLAGE-BEACH ACCESS-ROAD			50,000	50,000
4706 VARIOUS PARKS-LANDSCAPE IMPROVEMENTS			75,000	75,000
4707 BATIQUITOS LAGOON-BEACH ACCESS			150,000	150,000
4708 VARIOUS COASTAL SITES-BEACH ACCESS ENHAN			50,000	50,000
4709 SAN VICENTE REGIONAL PARK-MINSHALL PROP			50,000	50,000
4710 GUAJOME REGIONAL PARK-PHASE III DEVELOPM			500,000	500,000
4711 VARIOUS SITES-BICYCLE TRAILS			150,000	150,000
4712 VARIOUS SITES-LOCAL PARK DEVELOPMENT			150,000	150,000
TOTAL FIXED ASSETS	\$ 1,164,781 *	\$ 3,042,795 *	\$ 11,319,870 *	\$ 14,569,170 *
EXPENDITURE TRANSFERS AND REIMBURSEMENTS				
600 COSTS APPLIED	\$ 20,304-	\$ 145,477-	\$ 111,020-	\$ 111,020-
TOTAL EXPENDITURE TRANSFERS AND REIMBURSEMENTS	\$ 20,304--*	\$ 145,477-*	\$ 111,020-*	\$ 111,020--*
TOTAL BUDGET UNIT 1250	\$ 1,145,573	\$ 5,105,315	\$ 16,310,672	\$ 20,066,272
FOOTNOTE: CONSTRUCTED BY FORCE ACCOUNT	\$ 76,501	\$ 65,513		
CONSTRUCTED BY CONTRACT	1,088,280	2,977,282		

AGENCY - PUBLIC WORKS AGENCY

COUNTY OF SAN DIEGO FINAL BUDGET

1973-1974
BUDGET UNIT EXPENDITURE DETAIL
SCHEDULE 6

BUDGET UNIT - 1260 PUBLIC WORKS AGENCY LOCAL PARK DEVELOPMENT
FUND - 1190.00 PARK LANDS DEDICATION

FUNCTION - RECREATION AND CULTURAL SERVICES
ACTIVITY - RECREATION FACILITIES

EXPENDITURE CLASSIFICATION	EXPENDITURES		APPROPRIATIONS	
	ACTUAL EXPENDITURES 1971-1972	ACTUAL EXPENDITURES 1972-1973	EXPENDITURE ESTIMATES RECOMMENDED 1973-1974	ADOPTED BY THE BOARD OF SUPERVISORS 1973-1974
SERVICES AND SUPPLIES				
340 SPECIAL DEPARTMENTAL EXPENSE	\$	\$	\$ 1,210,000	\$ 1,210,000
TOTAL SERVICES AND SUPPLIES	\$	\$ *	\$ 1,210,000 *	\$ 1,210,000 *
TOTAL BUDGET UNIT 1260	\$	\$	\$ 1,210,000	\$ 1,210,000

AGENCY - PUBLIC WORKS AGENCY

COUNTY OF SAN DIEGO FINAL BUDGET
 1973-1974
 BUDGET UNIT EXPENDITURE DETAIL
 SCHEDULE 6

BUDGET UNIT - 1270 PUBLIC WORKS AGENCY-FEDERAL REVENUE SHARING
 FUND - 1270.00 FEDERAL REVENUE SHARING

FUNCTION - GENERAL
 ACTIVITY - OTHER GENERAL

EXPENDITURE CLASSIFICATION	EXPENDITURES		APPROPRIATIONS	
	ACTUAL EXPENDITURES 1971-1972	ACTUAL EXPENDITURES 1972-1973	EXPENDITURE ESTIMATES RECOMMENDED 1973-1974	ADOPTED BY THE BOARD OF SUPERVISORS 1973-1974
SERVICES AND SUPPLIES				
340 SPECIAL DEPARTMENTAL EXPENSE	\$	\$	\$	\$ 9,158,333
TOTAL SERVICES AND SUPPLIES	\$	\$ *	\$ *	\$ 9,158,333 *
TOTAL BUDGET UNIT 1270	\$	\$	\$	\$ 9,158,333

AGENCY - PUBLIC WORKS AGENCY

COUNTY OF SAN DIEGO FINAL BUDGET

1973-1974
BUDGET UNIT EXPENDITURE DETAIL
SCHEDULE 6BUDGET UNIT - 1300 DEPARTMENT OF GENERAL SERVICES
FUND - 1001.00 GENERAL FUNDFUNCTION - GENERAL
ACTIVITY - PROPERTY MANAGEMENT

EXPENDITURE CLASSIFICATION	EXPENDITURES		APPROPRIATIONS	
	ACTUAL EXPENDITURES 1971-1972	ACTUAL EXPENDITURES 1972-1973	EXPENDITURE ESTIMATES RECOMMENDED 1973-1974	ADOPTED BY THE BOARD OF SUPERVISORS 1973-1974
SALARIES AND EMPLOYEE BENEFITS				
101 SALARIES AND WAGES - PERMANENT	\$ 5,306,514	\$ 5,784,389	\$ 7,078,846	\$ 7,078,846
102 SALARIES AND WAGES - NONPERMANENT	221,942	274,590	327,571	327,571
160 RETIREMENT - GENERAL MEMBERS - C.E.R.S.	449,020	473,971	521,438	521,438
165 RETIREMENT - O.A.S.D.I.	224,490	279,162	358,266	358,266
170 EMPLOYEE GROUP INSURANCE	96,427	118,360	143,723	143,723
175 EMPLOYEE COMPENSATION INSURANCE	20,451	30,874	34,545	34,545
190 SALARY SAVINGS			300,000-	300,000-
TOTAL SALARIES AND EMPLOYEE BENEFITS	\$ 6,318,844 *	\$ 6,961,346 *	\$ 8,164,389 *	\$ 8,164,389 *
SERVICES AND SUPPLIES				
205 AGRICULTURAL	\$ 7	\$ 2,717	\$ 5,004	\$ 5,004
210 CLOTHING AND PERSONAL SUPPLIES	3,030	2,717	5,004	5,004
215 COMMUNICATIONS	1,422,467	1,206,047	1,789,480	1,789,480
230 HOUSEHOLD EXPENSE	82,289	105,402	115,919	115,919
262 JURY AND WITNESS EXPENSE - WITNESS		21		
280 MAINTENANCE - EQUIPMENT - AUTOMOTIVE	943,072	1,116,765	1,109,000	1,109,000
285 MAINTENANCE - EQUIPMENT OFFICE AND OTHER	30,539	106,840	153,113	153,113
290 MAINTENANCE-STRUCTURES IMPROVE GROUNDS	418,670	505,957	596,206	596,206
291 MAINTENANCE-STRUCTURES IMPROVE GROUNDS	646,578	412,828		
295 MEDICAL, DENTAL AND LABORATORY SUPPLIES	273	316	385	385
300 MEMBERSHIPS	999	1,026	2,210	2,210
305 MISCELLANEOUS EXPENSE	250			
310 OFFICE EXPENSE	22,831	29,393	34,068	34,068
315 PROFESSIONAL AND SPECIALIZED SERVICES	251,043	94,076	567,220	567,220
317 PROF SPECIALIZED SERV-INTER DEPARTMENTAL	365,864	408,101	578,135	578,135
325 RENTS & LEASES-STRUCTURES IMPROVE GRNDS	200	200	400	400
330 RENTS AND LEASES - EQUIPMENT	212,606	149,104	365,140	365,140
335 SMALL TOOLS AND INSTRUMENTS	28,664	26,220	26,800	26,800
340 SPECIAL DEPARTMENTAL EXPENSE	74,894	33,052	58,170	58,170
344 TRANSPORTATION AND TRAVEL-B/S APPROVED		846	2,690	2,690
345 TRANSPORTATION AND TRAVEL-CAO OR AGY APP		2,302	3,090	3,090
346 TRANSP AND TRAVEL - IN-CTY & NON-TRAVEL	3,036	2,102	1,175	1,175
347 TRANSPORTATION AND TRAVEL - EMPLY AUTO	55,401	80,329	102,885	102,885
348 TRANSPORTATION AND TRAVEL - OTHER	525	1,508	6,000	6,000
350 UTILITIES	1,016,193	1,182,178	1,413,891	1,413,891
TOTAL SERVICES AND SUPPLIES	\$ 5,579,431 *	\$ 5,467,330 *	\$ 6,930,981 *	\$ 6,930,981 *
FIXED ASSETS				
510 EQUIPMENT	\$ 1,806,747	\$ 179,310	\$ 168,895	\$ 168,895
NO QUAN DESCRIPTION				
01 LOT MINOR EQUIPMENT			40,315	40,315
02 5 CALCULATOR			1,865	1,865
03 7 DESK			1,883	1,883
04 1 THERMO HUMIDIGRAPH			280	280
05 1 FILM PROCESSOR			975	975
06 5 TYPEWRITER, ELECTRIC			2,765	2,765
07 4 CREDENZA			908	908
08 1 FIRE EXTINGUISHER			525	525
09 2 DRAFTING TABLE			270	270
10 1 PLAN FILE, PORTABLE			210	210
11 43 VACUUM CLEANER			9,159	9,159

AGENCY - PUBLIC WORKS AGENCY

COUNTY OF SAN DIEGO FINAL BUDGET
1973-1974
BUDGET UNIT EXPENDITURE DETAIL
SCHEDULE 6

BUDGET UNIT - 1300 DEPARTMENT OF GENERAL SERVICES
FUND - 1001.00 GENERAL FUND

FUNCTION - GENERAL
ACTIVITY - PROPERTY MANAGEMENT

EXPENDITURE CLASSIFICATION		EXPENDITURES		APPROPRIATIONS	
		ACTUAL EXPENDITURES 1971-1972	ACTUAL EXPENDITURES 1972-1973	EXPENDITURE ESTIMATES RECOMMENDED 1973-1974	ADOPTED BY THE BOARD OF SUPERVISORS 1973-1974
FIXED ASSETS - CONTINUED					
12	9			4,590	4,590
13	4			500	500
14	1			3,750	3,750
15	LOT			1,100	1,100
16	1			485	485
17	2			4,840	4,840
18	2			6,000	6,000
19	1			600	600
20	1			2,500	2,500
21	1			225	225
22	1			320	320
23	3			915	915
24	2			600	600
25	1			5,000	5,000
26	1			150	150
27	1			350	350
28	2			900	900
29	2			900	900
30	1			850	850
31	1			250	250
32	2			1,850	1,850
33	1			160	160
34	2			1,560	1,560
35	1			350	350
36	1			110	110
37	3			855	855
38	1			425	425
39	1			590	590
40	4			700	700
41	1			1,010	1,010
42				150	150
43	2			1,230	1,230
44	3			750	750
45	1			4,000	4,000
46	1			1,210	1,210
47	1			110	110
48	1			1,000	1,000
49	6			9,000	9,000
50	1			2,500	2,500
51	1			170	170
52	4			660	660
53	LOT			38,250	38,250
54	1			350	350
55	1			1,120	1,120
56	1			2,200	2,200
57	1			300	300
58	LOT			1,600	1,600
59				350	350
60	1			225	225
61	1			120	120

AGENCY - PUBLIC WORKS AGENCY

COUNTY OF SAN DIEGO FINAL BUDGET
1973-1974
BUDGET UNIT EXPENDITURE DETAIL
SCHEDULE 6

BUDGET UNIT - 1300 DEPARTMENT OF GENERAL SERVICES
FUND - 1001.00 GENERAL FUND

FUNCTION - GENERAL
ACTIVITY - PROPERTY MANAGEMENT

EXPENDITURE CLASSIFICATION	EXPENDITURES		APPROPRIATIONS	
	ACTUAL EXPENDITURES 1971-1972	ACTUAL EXPENDITURES 1972-1973	EXPENDITURE ESTIMATES RECOMMENDED 1973-1974	ADOPTED BY THE BOARD OF SUPERVISORS 1973-1974
FIXED ASSETS - CONTINUED				
62 1 BENCH GRINDER			390	390
63 1 AXEL BEARING PRESS			420	420
64 1 WHEEL BALANCER			150	150
65 2 WHEEL BALANCER			1,050	1,050
TOTAL FIXED ASSETS	\$ 1,806,747 *	\$ 179,310 *	\$ 168,895 *	\$ 168,895 *
EXPENDITURE TRANSFERS AND REIMBURSEMENTS				
600 COSTS APPLIED	\$ 2,234,451-	\$ 2,398,171-	\$ 2,816,105-	\$ 2,816,105-
605 REIMBURSED PROJECTS	39,675-	5,345-		
TOTAL EXPENDITURE TRANSFERS AND REIMBURSEMENTS	\$ 2,274,126-*	\$ 2,403,516-*	\$ 2,816,105-*	\$ 2,816,105-*
TOTAL BUDGET UNIT 1300	\$ 11,430,896	\$ 10,204,470	\$ 12,448,160	\$ 12,448,160

AGENCY - PUBLIC WORKS AGENCY

COUNTY OF SAN DIEGO FINAL BUDGET
1973-1974
BUDGET UNIT EXPENDITURE DETAIL
SCHEDULE 6

BUDGET UNIT - 1310 COUNTY WIDE EQUIPMENT ACQUISITION
FUND - 1001.00 GENERAL FUND

EXPENDITURE CLASSIFICATION	EXPENDITURES		APPROPRIATIONS	
	ACTUAL EXPENDITURES 1971-1972	ACTUAL EXPENDITURES 1972-1973	EXPENDITURE ESTIMATES RECOMMENDED 1973-1974	ADOPTED BY THE BOARD OF SUPERVISORS 1973-1974
FIXED ASSETS				
510 EQUIPMENT	\$	\$ 1,590,312	\$ 1,863,173	\$ 1,872,173
NO QUAN DESCRIPTION				
01 LOT 104-AUTOMOTIVE-NEW ADDITIONAL			520,400	529,400
02 LOT 252-AUTOMOTIVE-REPLACEMENT			915,200	915,200
03 LOT INTERCOM & PAGING SYSTEM			17,268	17,268
04 LOT MISC. COMM. REQUESTS			200,350	200,350
05 LOT MISC. ELECTRONIC EQUIP.			30,680	30,680
06 LOT RADIO EQUIPMENT			154,275	154,275
07 LOT SECURITY EQUIPMENT			25,000	25,000
TOTAL FIXED ASSETS	\$	* \$ 1,590,312 *	\$ 1,863,173 *	\$ 1,872,173 *
TOTAL BUDGET UNIT 1310	\$	\$ 1,590,312	\$ 1,863,173	\$ 1,872,173

AGENCY - PUBLIC WORKS AGENCY

COUNTY OF SAN DIEGO FINAL BUDGET

1973-1974
BUDGET UNIT EXPENDITURE DETAIL
SCHEDULE 6

BUDGET UNIT - 1900 DEPARTMENT OF THE COUNTY ENGINEER, ENGINEERING DIVISION
FUND - 1001.00 GENERAL FUND

FUNCTION - GENERAL
ACTIVITY - OTHER GENERAL

EXPENDITURE CLASSIFICATION	EXPENDITURES		APPROPRIATIONS	
	ACTUAL EXPENDITURES 1971-1972	ACTUAL EXPENDITURES 1972-1973	EXPENDITURE ESTIMATES RECOMMENDED 1973-1974	ADOPTED BY THE BOARD OF SUPERVISORS 1973-1974
SERVICES AND SUPPLIES				
290 MAINTENANCE-STRUCTURES IMPROVE GROUNDS	\$ 14,337	\$ 195	\$	\$
305 MISCELLANEOUS EXPENSE	5			
310 OFFICE EXPENSE	1,287	247		
315 PROFESSIONAL AND SPECIALIZED SERVICES	3,829	45,516	1,999,777	2,069,677
317 PROF SPECIALIZED SERV-INTER DEPARTMENTAL	992,054	1,344,024		
340 SPECIAL DEPARTMENTAL EXPENSE	16,710	9,765		
344 TRANSPORTATION AND TRAVEL-B/S APPROVED		291		
345 TRANSPORTATION AND TRAVEL-CAO OR AGY APP		443		
346 TRANSP AND TRAVEL - IN-CTY & NON-TRAVEL	431	154		
347 TRANSPORTATION AND TRAVEL - EMPLY AUTO	239			
TOTAL SERVICES AND SUPPLIES	\$ 1,028,892 *	\$ 1,400,635 *	\$ 1,999,777 *	\$ 2,069,677 *
OTHER CHARGES				
453 CONTRIBUTIONS TO OTHER AGENCIES	\$	\$ 17,700	\$ 42,700	\$ 42,700
465 RIGHTS OF WAY	12,938	4,835	75,000	75,000
466 RIGHTS OF WAY		12		
TOTAL OTHER CHARGES	\$ 12,938 *	\$ 22,547 *	\$ 117,700 *	\$ 117,700 *
EXPENDITURE TRANSFERS AND REIMBURSEMENTS				
600 COSTS APPLIED	\$ 242-	\$ 10,282-	\$	\$
605 REIMBURSED PROJECTS	134	7,500-		
TOTAL EXPENDITURE TRANSFERS AND REIMBURSEMENTS	\$ 108-*	\$ 17,782-*	\$ *	\$ *
TOTAL BUDGET UNIT 1900	\$ 1,041,722	\$ 1,405,400	\$ 2,117,477	\$ 2,187,377

AGENCY - PUBLIC WORKS AGENCY

 COUNTY OF SAN DIEGO FINAL BUDGET
 1973-1974
 BUDGET UNIT EXPENDITURE DETAIL
 SCHEDULE 6

 BUDGET UNIT - 4250 DEPARTMENT OF BUILDING INSPECTION
 FUND - 1001.00 GENERAL FUND

 FUNCTION - PUBLIC PROTECTION
 ACTIVITY - PROTECTIVE INSPECTION

EXPENDITURE CLASSIFICATION	EXPENDITURES		APPROPRIATIONS	
	ACTUAL EXPENDITURES 1971-1972	ACTUAL EXPENDITURES 1972-1973	EXPENDITURE ESTIMATES RECOMMENDED 1973-1974	ADOPTED BY THE BOARD OF SUPERVISORS 1973-1974
SALARIES AND EMPLOYEE BENEFITS				
101 SALARIES AND WAGES - PERMANENT	\$ 650,666	\$ 780,283	\$ 1,024,779	\$ 1,024,779
102 SALARIES AND WAGES - NONPERMANENT	17,179	12,010	34,206	34,206
160 RETIREMENT - GENERAL MEMBERS - C.E.R.S.	54,911	64,725	73,862	73,862
165 RETIREMENT - O.A.S.D.I.	22,146	31,617	45,136	45,136
170 EMPLOYEE GROUP INSURANCE	9,300	12,587	16,133	16,133
175 EMPLOYEE COMPENSATION INSURANCE	2,492	4,055	4,892	4,892
190 SALARY SAVINGS			80,000-	80,000-
TOTAL SALARIES AND EMPLOYEE BENEFITS	\$ 756,694 *	\$ 905,277 *	\$ 1,119,008 *	\$ 1,119,008 *
SERVICES AND SUPPLIES				
215 COMMUNICATIONS	\$	\$ 2	\$ 35,165	\$ 35,165
230 HOUSEHOLD EXPENSE		9		
285 MAINTENANCE - EQUIPMENT OFFICE AND OTHER		204	1,200	1,200
290 MAINTENANCE-STRUCTURES IMPROVE GROUNDS		17	16,450	16,450
300 MEMBERSHIPS	355	367	385	385
310 OFFICE EXPENSE	16,126	17,813	19,600	19,600
315 PROFESSIONAL AND SPECIALIZED SERVICES	11,289	42		
317 PROF SPECIALIZED SERV-INTER DEPARTMENTAL	40,118	75,315	92,917	92,917
325 RENTS & LEASES-STRUCTURES IMPROVE GRNDS	6,000		24,000	24,000
330 RENTS AND LEASES - EQUIPMENT	2,697	6,515	33,044	33,044
335 SMALL TOOLS AND INSTRUMENTS	57	500		
340 SPECIAL DEPARTMENTAL EXPENSE		505		
344 TRANSPORTATION AND TRAVEL-B/S APPROVED		1,093	905	905
345 TRANSPORTATION AND TRAVEL-CAO OR AGY APP		335	695	695
346 TRANSP AND TRAVEL - IN-CITY & NON-TRAVEL	1,324	44		
347 TRANSPORTATION AND TRAVEL - EMPLY AUTO	34,701	42,442	39,960	39,960
348 TRANSPORTATION AND TRAVEL - OTHER		12		
TOTAL SERVICES AND SUPPLIES	\$ 112,667 *	\$ 145,215 *	\$ 264,321 *	\$ 264,321 *
FIXED ASSETS				
510 EQUIPMENT	\$ 30,820	\$ 3,105	\$ 3,315	\$ 3,315
NO QUAN DESCRIPTION				
01 LOT MINOR EQUIPMENT			1,300	1,300
02 13 DESKS			1,560	1,560
03 1 PROJECTOR			455	455
TOTAL FIXED ASSETS	\$ 30,820 *	\$ 3,105 *	\$ 3,315 *	\$ 3,315 *
EXPENDITURE TRANSFERS AND REIMBURSEMENTS				
600 COSTS APPLIED	\$ 778-	\$	\$	\$
605 REIMBURSED PROJECTS	3,494-			
TOTAL EXPENDITURE TRANSFERS AND REIMBURSEMENTS	\$ 4,272-*	\$ *	\$ *	\$ *
TOTAL BUDGET UNIT 4250	\$ 895,909	\$ 1,053,597	\$ 1,386,644	\$ 1,386,644

AGENCY - PUBLIC WORKS AGENCY

COUNTY OF SAN DIEGO FINAL BUDGET
1973-1974
BUDGET UNIT EXPENDITURE DETAIL
SCHEDULE 6

BUDGET UNIT - 5050 DEPARTMENT OF THE COUNTY ENGINEER
FUND - 1130.00 ROAD

FUNCTION - PUBLIC WAYS AND FACILITIES
ACTIVITY - ROAD CONSTRUCTION AND MAINTENANCE

EXPENDITURE CLASSIFICATION	EXPENDITURES		APPROPRIATIONS	
	ACTUAL EXPENDITURES 1971-1972	ACTUAL EXPENDITURES 1972-1973	EXPENDITURE ESTIMATES RECOMMENDED 1973-1974	ADOPTED BY THE BOARD OF SUPERVISORS 1973-1974
SALARIES AND EMPLOYEE BENEFITS				
101 SALARIES AND WAGES - PERMANENT	\$ 5,209,273	\$ 5,636,999	\$ 6,648,202	\$ 6,655,472
102 SALARIES AND WAGES - NONPERMANENT	504,800	504,173	632,502	668,153
160 RETIREMENT - GENERAL MEMBERS - C.E.R.S.	466,495	476,396	515,333	515,534
165 RETIREMENT - O.A.S.D.I.	197,066	242,615	341,270	343,235
170 EMPLOYEE GROUP INSURANCE	79,093	97,228	108,290	108,290
175 EMPLOYEE COMPENSATION INSURANCE	21,304	31,219	35,173	35,371
TOTAL SALARIES AND EMPLOYEE BENEFITS	\$ 6,478,031 *	\$ 6,988,630 *	\$ 8,280,770 *	\$ 8,326,055 *
SERVICES AND SUPPLIES				
215 COMMUNICATIONS	\$	\$ 326	\$	\$
225 FOOD		11		
230 HOUSEHOLD EXPENSE		25		
245 INSURANCE - PUBLIC LIABILITY		59,265	47,300	47,300
280 MAINTENANCE - EQUIPMENT - AUTOMOTIVE		234,610		
285 MAINTENANCE - EQUIPMENT OFFICE AND OTHER	165	58,410	8,800	8,800
290 MAINTENANCE-STRUCTURES IMPROVE GROUNDS	100	5,127		
295 MEDICAL, DENTAL AND LABORATORY SUPPLIES	52	14		
300 MEMBERSHIPS		186	985	985
310 OFFICE EXPENSE	393	65,341	52,000	52,000
315 PROFESSIONAL AND SPECIALIZED SERVICES		14,653	428,855	428,855
317 PROF SPECIALIZED SERV-INTER DEPARTMENTAL	627,960	648,052	716,041	716,041
320 PUBLICATIONS AND LEGAL NOTICES		72		
330 RENTS AND LEASES - EQUIPMENT		63,623	63,670	63,670
335 SMALL TOOLS AND INSTRUMENTS		158		
340 SPECIAL DEPARTMENTAL EXPENSE	7,221,585	7,506,438	7,835,321	7,859,936
344 TRANSPORTATION AND TRAVEL-B/S APPROVED		955	4,180	3,180
345 TRANSPORTATION AND TRAVEL-CAO OR AGY APP		2,371	3,320	2,320
346 TRANSP AND TRAVEL - IN-CTY & NON-TRAVEL		3,148	4,200	3,200
347 TRANSPORTATION AND TRAVEL - EMPLOY AUTO		3,733	5,800	5,800
348 TRANSPORTATION AND TRAVEL - OTHER		10		
350 UTILITIES		838		
TOTAL SERVICES AND SUPPLIES	\$ 7,850,255 *	\$ 8,667,366 *	\$ 9,170,472 *	\$ 9,192,087 *
OTHER CHARGES				
453 CONTRIBUTIONS TO OTHER AGENCIES	\$ 239,760	\$ 127,210	\$ 1,354,510	\$ 1,354,510
465 RIGHTS OF WAY	68,539	32,301		
466 RIGHTS OF WAY	868,657	1,573,518	937,500	937,500
467 TAXES AND ASSESSMENTS	4,900	5,707		
TOTAL OTHER CHARGES	\$ 1,181,856 *	\$ 1,738,736 *	\$ 2,292,010 *	\$ 2,292,010 *
FIXED ASSETS				
510 EQUIPMENT	\$ 46,751	\$ 63,083	\$ 50,130	\$ 50,130
NO QUAN DESCRIPTION				
01 LOT MINOR EQUIPMENT			7,415	7,415
02 LOT LABORATORY EQUIPMENT			2,800	2,800
03 LOT FIELD RADIO EQUIPMENT			6,000	6,000
04 LOT FIELD EQUIP & FURNISHINGS			6,000	6,000
05 9 DESKS, STEEL & WOOD			1,440	1,440
06 9 CALCULATOR, ELECTRIC			4,320	4,320
07 6 CALCULATOR, HAND, PORTABLE			2,520	2,520
08 1 DRILL, MOTOR & BREAKER			1,000	1,000

AGENCY - PUBLIC WORKS AGENCY

COUNTY OF SAN DIEGO FINAL BUDGET
1973-1974
BUDGET UNIT EXPENDITURE DETAIL
SCHEDULE 6

BUDGET UNIT - 5050 DEPARTMENT OF THE COUNTY ENGINEER
FUND - 1130.00 ROAD

FUNCTION - PUBLIC WAYS AND FACILITIES
ACTIVITY - ROAD CONSTRUCTION AND MAINTENANCE

EXPENDITURE CLASSIFICATION		EXPENDITURES		APPROPRIATIONS	
		ACTUAL EXPENDITURES 1971-1972	ACTUAL EXPENDITURES 1972-1973	EXPENDITURE ESTIMATES RECOMMENDED 1973-1974	ADOPTED BY THE BOARD OF SUPERVISORS 1973-1974
FIXED ASSETS - CONTINUED					
09	1			350	350
10	2			7,600	7,600
11	1			900	900
12	1			3,530	3,530
13	1			250	250
14	3			1,980	1,980
15	2			400	400
16	1			125	125
17	2			3,500	3,500
520	LAND	120,971	24,960	75,000	75,000
530	STRUCTURES AND IMPROVEMENTS	56,602	69,017	65,000	65,000
	S01			10,000	10,000
	S02			25,000	25,000
	S03			30,000	30,000
TOTAL FIXED ASSETS		\$ 224,324 *	\$ 157,060 *	\$ 190,130 *	\$ 190,130 *
EXPENDITURE TRANSFERS AND REIMBURSEMENTS					
600	COSTS APPLIED	\$ 2,842,219-	\$ 3,666,871-	\$ 4,625,488-	\$ 4,695,388-
605	REIMBURSED PROJECTS	678,854-	334,980-	56,019-	56,019-
TOTAL EXPENDITURE TRANSFERS AND REIMBURSEMENTS		\$ 3,521,073-*	\$ 4,001,851-*	\$ 4,681,507-*	\$ 4,751,407-*
TOTAL BUDGET UNIT 5050		\$ 12,213,393	\$ 13,549,941	\$ 15,251,875	\$ 15,248,875

AGENCY - PUBLIC WORKS AGENCY

COUNTY OF SAN DIEGO FINAL BUDGET

1973-1974
BUDGET UNIT EXPENDITURE DETAIL
SCHEDULE 6

BUDGET UNIT - 5480 DEPARTMENT OF SANITATION & FLOOD CONTROL
FUND - 1001.00 GENERAL FUND

FUNCTION - HEALTH AND SANITATION
ACTIVITY - SANITATION

EXPENDITURE CLASSIFICATION	EXPENDITURES		APPROPRIATIONS	ADOPTED BY
	ACTUAL EXPENDITURES 1971-1972	ACTUAL EXPENDITURES 1972-1973	ESTIMATES RECOMMENDED 1973-1974	THE BOARD OF SUPERVISORS 1973-1974
SALARIES AND EMPLOYEE BENEFITS				
101 SALARIES AND WAGES - PERMANENT	\$ 1,807,967	\$ 2,197,204	\$ 3,037,921	\$ 3,037,921
102 SALARIES AND WAGES - NONPERMANENT	181,325	100,160	158,575	158,575
160 RETIREMENT - GENERAL MEMBERS - C.E.R.S.	160,752	177,826	224,427	224,427
165 RETIREMENT - O.A.S.D.I.	71,565	93,308	147,295	147,295
170 EMPLOYEE GROUP INSURANCE	28,082	36,611	48,618	48,618
175 EMPLOYEE COMPENSATION INSURANCE	7,427	11,733	14,968	14,968
190 SALARY SAVINGS			300,000-	300,000-
TOTAL SALARIES AND EMPLOYEE BENEFITS	\$ 2,257,118 *	\$ 2,616,842 *	\$ 3,331,804 *	\$ 3,331,804 *
SERVICES AND SUPPLIES				
210 CLOTHING AND PERSONAL SUPPLIES	\$ 3,685	\$ 1,911	\$ 6,205	\$ 6,205
215 COMMUNICATIONS		4,816		
230 HOUSEHOLD EXPENSE	673	1,475	1,250	1,250
280 MAINTENANCE - EQUIPMENT - AUTOMOTIVE	2,324	472		
285 MAINTENANCE - EQUIPMENT OFFICE AND OTHER	2,282	2,015	2,850	2,850
290 MAINTENANCE-STRUCTURES IMPROVE GROUNDS	221,571	141,834	157,400	157,400
291 MAINTENANCE-STRUCTURES IMPROVE GROUNDS	120			
295 MEDICAL, DENTAL AND LABORATORY SUPPLIES	3,823	2,865	4,150	4,150
300 MEMBERSHIPS	653	185	285	285
305 MISCELLANEOUS EXPENSE	161	40		
310 OFFICE EXPENSE	15,082	20,157	24,500	24,500
311 OFFICE EXPENSE - SUPPLIES REISSUED		42		
314 E. D. P. COSTS	6,481	9,960	12,446	12,446
315 PROFESSIONAL AND SPECIALIZED SERVICES	49,751	183,771	759,440	759,440
317 PROF SPECIALIZED SERV-INTER DEPARTMENTAL	380,680	709,241	1,123,538	1,143,538
318 PROJECT REIMBURSEMENT-GEN SERVICES DEPT	162			
330 RENTS AND LEASES - EQUIPMENT	670,122	741,751	782,290	39,700
331 RENT & LEASE-EQUIPMENT-INTERDEPARTMENTAL				742,590
335 SMALL TOOLS AND INSTRUMENTS	4,100	7,611	8,375	8,375
340 SPECIAL DEPARTMENTAL EXPENSE	6,677	12,965	12,855	12,855
344 TRANSPORTATION AND TRAVEL-B/S APPROVED		966	1,910	1,910
345 TRANSPORTATION AND TRAVEL-CAO OR AGY APP		1,231	1,590	1,590
346 TRANSP AND TRAVEL - IN-CITY & NON-TRAVEL	3,179	1,340	1,255	1,255
347 TRANSPORTATION AND TRAVEL - EMPLY AUTO	15,514	17,036	28,225	28,225
348 TRANSPORTATION AND TRAVEL - OTHER	354	1,783	3,350	3,350
350 UTILITIES	8,880	7,954	9,550	9,550
TOTAL SERVICES AND SUPPLIES	\$ 1,396,274 *	\$ 1,871,421 *	\$ 2,941,464 *	\$ 2,961,464 *
OTHER CHARGES				
453 CONTRIBUTIONS TO OTHER AGENCIES		\$ 1,457,083	\$ 635,000	\$ 635,000
460 INTEREST ON NOTES AND WARRANTS		35,227		
466 RIGHTS OF WAY	779,462	493,813	300,000	300,000
TOTAL OTHER CHARGES	\$ 779,462 *	\$ 998,497 *	\$ 935,000 *	\$ 935,000 *
FIXED ASSETS				
510-EQUIPMENT	\$ 40,545	\$ 37,213	\$ 43,900	\$ 43,900
NO QUAN DESCRIPTION				
01 LOT MINOR EQUIPMENT			7,022	7,022
02 1 AUTOMATIC WATER SAMPLE COLLECTOR			2,100	2,100
03 1 WINCH & FOOTAGE-COUNTER-METER			1,100	1,100
04 1 PORTABLE GENERATOR			685	685

AGENCY - PUBLIC WORKS AGENCY

 COUNTY OF SAN DIEGO FINAL BUDGET
 1973-1974
 BUDGET UNIT EXPENDITURE DETAIL
 SCHEDULE 6

 BUDGET UNIT - 5480 DEPARTMENT OF SANITATION & FLOOD CONTROL
 FUND - 1001.00 GENERAL FUND

 FUNCTION - HEALTH AND SANITATION
 ACTIVITY - SANITATION

EXPENDITURE CLASSIFICATION	EXPENDITURES		APPROPRIATIONS	
	ACTUAL EXPENDITURES 1971-1972	ACTUAL EXPENDITURES 1972-1973	EXPENDITURE ESTIMATES RECOMMENDED 1973-1974	ADOPTED BY THE BOARD OF SUPERVISORS 1973-1974
FIXED ASSETS - CONTINUED				
05 1 CASSETTE TAPE RECORDER/PUBLIC ADDRESS			175	175
06 1 EASEL / BLACKBOARD			175	175
07 1 COMPENSATING POLAR PLANIMETER			150	150
08 3 FUEL STORAGE TANK			2,400	2,400
09 2 MOVABLE OFFICE TRAILER ON SKIDS			8,000	8,000
10 6 POCKET RECORDER			660	660
11 7 DRAFTING TABLE			5,950	5,950
12 1 RECORDING EQUIPMENT			135	135
13 LOT WORK STATION AND FURNITURE			9,179	9,179
14 3 ELECTRIC TYPEWRITER			2,049	2,049
15 1 READER-PRINTER			1,750	1,750
16 6 CALCULATORS			2,370	2,370
530 STRUCTURES AND IMPROVEMENTS			2,037,500	2,037,500
SO1 RESOURCE RECOVERY FACILITY			2,037,500	2,037,500
TOTAL FIXED ASSETS	\$ 40,545 *	\$ 37,213 *	\$ 2,081,400 *	\$ 2,081,400 *
EXPENDITURE TRANSFERS AND REIMBURSEMENTS				
600 COSTS APPLIED	\$ 1,980,497	\$ 140,319-	\$ 143,720-	\$ 143,720-
605 REIMBURSED PROJECTS	866,855-	88,743	635,000-	635,000-
TOTAL EXPENDITURE TRANSFERS AND REIMBURSEMENTS	\$ 1,113,642 *	\$ 51,576-*	\$ 778,720-*	\$ 778,720-*
TOTAL BUDGET UNIT 5480	\$ 5,587,041	\$ 5,472,397	\$ 8,510,948	\$ 8,530,948

AGENCY - PUBLIC WORKS AGENCY

COUNTY OF SAN DIEGO FINAL BUDGET

1973-1974
BUDGET UNIT EXPENDITURE DETAIL
SCHEDULE 6

BUDGET UNIT - 5490 DEPT. OF SANITATION & FLOOD CONTROL - BRIDGE CONSTRUCTION
FUND - 1001.00 GENERAL FUND

FUNCTION - PUBLIC WAYS AND FACILITIES
ACTIVITY - ROAD CONSTRUCTION AND MAINTENANCE

EXPENDITURE CLASSIFICATION	EXPENDITURES		APPROPRIATIONS	
	ACTUAL EXPENDITURES 1971-1972	ACTUAL EXPENDITURES 1972-1973	EXPENDITURE ESTIMATES RECOMMENDED 1973-1974	ADOPTED BY THE BOARD OF SUPERVISORS 1973-1974
OTHER CHARGES				
453 CONTRIBUTIONS TO OTHER AGENCIES	\$	\$	\$ 900,000	\$ 900,000
TOTAL OTHER CHARGES	\$	* \$	\$ 900,000 *	\$ 900,000 *
TOTAL BUDGET UNIT 5490	\$	\$	\$ 900,000	\$ 900,000

AGENCY - PUBLIC WORKS AGENCY

COUNTY OF SAN DIEGO FINAL BUDGET
1973-1974
BUDGET UNIT EXPENDITURE DETAIL
SCHEDULE 6

BUDGET UNIT - 8050 PUBLIC WORKS AGENCY, SPECIAL AVIATION FUND
FUND - 1280.00 SPECIAL AVIATION

FUNCTION - PUBLIC WAYS AND FACILITIES
ACTIVITY - TRANSPORTATION TERMINALS

EXPENDITURE CLASSIFICATION	EXPENDITURES		APPROPRIATIONS	
	ACTUAL EXPENDITURES 1971-1972	ACTUAL EXPENDITURES 1972-1973	EXPENDITURE ESTIMATES RECOMMENDED 1973-1974	ADOPTED BY THE BOARD OF SUPERVISORS 1973-1974
SERVICES AND SUPPLIES				
290 MAINTENANCE-STRUCTURES IMPROVE GROUNDS	\$ 28,016	\$ 99,638	\$ 446,991	\$ 446,991
TOTAL SERVICES AND SUPPLIES	\$ 28,016 *	\$ 99,638 *	\$ 446,991 *	\$ 446,991 *
EXPENDITURE TRANSFERS AND REIMBURSEMENTS				
600 COSTS APPLIED	\$ 39,718-	\$ 25,000-	\$ 178,818-	\$ 178,818-
TOTAL EXPENDITURE TRANSFERS AND REIMBURSEMENTS	\$ 39,718-*	\$ 25,000-*	\$ 178,818-*	\$ 178,818-*
TOTAL BUDGET UNIT 8050	\$ 11,702-	\$ 74,638	\$ 268,173	\$ 268,173

AGENCY - ENVIRONMENTAL DEVELOPMENT AGENCY

COUNTY OF SAN DIEGO FINAL BUDGET

1973-1974
BUDGET UNIT EXPENDITURE DETAIL
SCHEDULE 6

BUDGET UNIT - 0270 EDA-OFFICE OF THE ADMINISTRATOR
FUND - 1001.00 GENERAL FUND

FUNCTION - PUBLIC PROTECTION
ACTIVITY - OTHER PROTECTION

EXPENDITURE CLASSIFICATION	EXPENDITURES		APPROPRIATIONS	
	ACTUAL EXPENDITURES 1971-1972	ACTUAL EXPENDITURES 1972-1973	EXPENDITURE ESTIMATES RECOMMENDED 1973-1974	ADOPTED BY THE BOARD OF SUPERVISORS 1973-1974
SALARIES AND EMPLOYEE BENEFITS				
101 SALARIES AND WAGES - PERMANENT	\$ 234,478	\$ 171,021	\$ 113,911	\$ 113,911
102 SALARIES AND WAGES - NONPERMANENT	207,716	254,013	12,000	12,000
160 RETIREMENT - GENERAL MEMBERS - C.E.R.S.		25,644	8,475	8,475
165 RETIREMENT - O.A.S.D.I.		18,493	6,283	6,283
170 EMPLOYEE GROUP INSURANCE		5,496	1,547	1,547
175 EMPLOYEE COMPENSATION INSURANCE		425	117	117
TOTAL SALARIES AND EMPLOYEE BENEFITS	\$ 442,194 *	\$ 475,092 *	\$ 142,333 *	\$ 142,333 *
SERVICES AND SUPPLIES				
210 CLOTHING AND PERSONAL SUPPLIES	\$	\$ 17	\$	\$
215 COMMUNICATIONS		27		
280 MAINTENANCE - EQUIPMENT - AUTOMOTIVE	1,754	43		
285 MAINTENANCE - EQUIPMENT OFFICE AND OTHER	57	108		
291 MAINTENANCE-STRUCTURES IMPROVE GROUNDS	296,203	47,202		
300 MEMBERSHIPS	2,500			
305 MISCELLANEOUS EXPENSE	5,287	183		
310 OFFICE EXPENSE	2,630	15,585	2,400	2,400
315 PROFESSIONAL AND SPECIALIZED SERVICES	290,225	440,259		
320 PUBLICATIONS AND LEGAL NOTICES	200	630		
330 RENTS AND LEASES - EQUIPMENT	2,590	14,431		
335 SMALL TOOLS AND INSTRUMENTS		44		
340 SPECIAL DEPARTMENTAL EXPENSE	51,430	3,522	40,000	40,000
344 TRANSPORTATION AND TRAVEL-B/S APPROVED		5,314		
345 TRANSPORTATION AND TRAVEL-CAO OR AGY APP		5,066		
346 TRANSP AND TRAVEL - IN-CTY & NON-TRAVEL	17,647	2,663	13,085	13,085
347 TRANSPORTATION AND TRAVEL - EMPLY AUTO	483	1,112	2,028	2,028
TOTAL SERVICES AND SUPPLIES	\$ 671,033 *	\$ 441,808 *	\$ 57,513 *	\$ 57,513 *
OTHER CHARGES				
453 CONTRIBUTIONS TO OTHER AGENCIES	\$ 41,375	\$ 25,875	\$ 139,219	\$ 142,219
TOTAL OTHER CHARGES	\$ 41,375 *	\$ 25,875 *	\$ 139,219 *	\$ 142,219 *
FIXED ASSETS				
510 EQUIPMENT	\$ 52,225	\$ 32,376	\$ 1,027	\$ 1,027
NO QUAN DESCRIPTION				
01 LOT MINOR EQUIPMENT			717	107
02 1 DESK, EXECUTIVE			190	400
03 1 CREDENZA			120	520
TOTAL FIXED ASSETS	\$ 52,225 *	\$ 32,376 *	\$ 1,027 *	\$ 1,027 *
EXPENDITURE TRANSFERS AND REIMBURSEMENTS				
605 REIMBURSED PROJECTS	\$ 42,760	\$ 17,247	\$	\$
TOTAL EXPENDITURE TRANSFERS AND REIMBURSEMENTS	\$ 42,760 *	\$ 17,247 *	\$	\$
TOTAL BUDGET UNIT 0270	\$ 1,164,067	\$ 893,152	\$ 340,092	\$ 343,092

AGENCY - ENVIRONMENTAL DEVELOPMENT AGENCY

COUNTY OF SAN DIEGO FINAL BUDGET
1973-1974
BUDGET UNIT EXPENDITURE DETAIL
SCHEDULE 6

BUDGET UNIT - 0271 OFFICE OF ENVIRONMENTAL MANAGEMENT
FUND - 1001.00 GENERAL FUND

FUNCTION - PUBLIC PROTECTION
ACTIVITY - OTHER PROTECTION

EXPENDITURE CLASSIFICATION	EXPENDITURES		APPROPRIATIONS	
	ACTUAL EXPENDITURES 1971-1972	ACTUAL EXPENDITURES 1972-1973	EXPENDITURE ESTIMATES RECOMMENDED 1973-1974	ADOPTED BY THE BOARD OF SUPERVISORS 1973-1974
SALARIES AND EMPLOYEE BENEFITS				
101 SALARIES AND WAGES - PERMANENT	\$	\$	\$ 325,325	\$ 325,325
160 RETIREMENT - GENERAL MEMBERS - C.E.R.S.			27,861	27,861
165 RETIREMENT - O.A.S.D.I.			19,373	19,373
170 EMPLOYEE GROUP INSURANCE			5,406	5,406
175 EMPLOYEE COMPENSATION INSURANCE			341	341
TOTAL SALARIES AND EMPLOYEE BENEFITS	\$	* \$	\$ 378,306 *	\$ 378,306 *
SERVICES AND SUPPLIES				
300 MEMBERSHIPS	\$	\$	\$ 565	\$ 565
310 OFFICE EXPENSE			12,853	12,853
314 E. D. P. COSTS		7,299	7,722	7,722
315 PROFESSIONAL AND SPECIALIZED SERVICES			29,128	29,128
320 PUBLICATIONS AND LEGAL NOTICES			3,600	3,600
330 RENTS AND LEASES - EQUIPMENT			6,076	6,076
347 TRANSPORTATION AND TRAVEL - EMPLY AUTO			3,171	3,171
TOTAL SERVICES AND SUPPLIES	\$	* \$ 7,299 *	\$ 63,115 *	\$ 63,115 *
FIXED ASSETS				
510 EQUIPMENT	\$	\$	\$ 21,562	\$ 21,562
NO QUAN DESCRIPTION				
01 LOT MINOR EQUIPMENT			11,182	11,182
02 20 DESKS			3,979	3,460
03 7 CREDENZA			1,050	1,050
04 5 TYPEWRITER, ELECTRIC			3,125	3,125
05 2 TABLE, DRAFTING			380	380
06 1 TABLE, LIGHT			150	150
07 2 CALCULATOR, ELECTRONIC			1,342	1,342
08 1 PROJECTOR AND ACCESSORIES			354	354
09 1 SOFA				519
TOTAL FIXED ASSETS	\$	* \$	\$ 21,562 *	\$ 21,562 *
TOTAL BUDGET UNIT 0271	\$	\$ 7,299	\$ 462,983	\$ 462,983

AGENCY - ENVIRONMENTAL DEVELOPMENT AGENCY

COUNTY OF SAN DIEGO FINAL BUDGET

1973-1974
BUDGET UNIT EXPENDITURE DETAIL
SCHEDULE 6

BUDGET UNIT - 0272 OFFICE OF CITIZENS PLANNING ADVISOR
FUND - 1001.00 GENERAL FUND

FUNCTION - PUBLIC PROTECTION
ACTIVITY - OTHER PROTECTION

EXPENDITURE CLASSIFICATION	EXPENDITURES		APPROPRIATIONS	
	ACTUAL EXPENDITURES 1971-1972	ACTUAL EXPENDITURES 1972-1973	EXPENDITURE ESTIMATES RECOMMENDED 1973-1974	ADOPTED BY THE BOARD OF SUPERVISORS 1973-1974
SALARIES AND EMPLOYEE BENEFITS				
101 SALARIES AND WAGES - PERMANENT	\$	\$	\$ 61,652	\$ 61,652
160 RETIREMENT - GENERAL MEMBERS - C.E.R.S.			4,183	4,183
165 RETIREMENT - O.A.S.D.I.			2,896	2,896
170 EMPLOYEE GROUP INSURANCE			884	884
175 EMPLOYEE COMPENSATION INSURANCE			51	51
TOTAL SALARIES AND EMPLOYEE BENEFITS	\$	* \$	* \$ 69,646	* \$ 69,646 *
SERVICES AND SUPPLIES				
310 OFFICE EXPENSE	\$	\$	\$ 1,000	\$ 1,000
347 TRANSPORTATION AND TRAVEL - EMPLY AUTO			3,180	3,180
TOTAL SERVICES AND SUPPLIES	\$	* \$	* \$ 4,180	* \$ 4,180 *
FIXED ASSETS				
510 EQUIPMENT	\$	\$	\$ 4,866	\$ 4,866
NO QUAN DESCRIPTION				
01 LOT MINOR EQUIPMENT			1,639	1,639
02 4 DESK			696	696
03 1 TYPEWRITER, ELECTRIC			625	625
04 1 TRANSCRIBER			520	520
05 3 DICTATORS, PORTABLE			1,386	1,386
TOTAL FIXED ASSETS	\$	* \$	* \$ 4,866	* \$ 4,866 *
TOTAL BUDGET UNIT 0272	\$	\$	\$ 78,692	\$ 78,692

AGENCY - ENVIRONMENTAL DEVELOPMENT AGENCY

COUNTY OF SAN DIEGO FINAL BUDGET
1973-1974
BUDGET UNIT EXPENDITURE DETAIL
SCHEDULE 6

BUDGET UNIT - 0275 OFFICE OF REGIONAL TRANSPORTATION AND LAND USE
FUND - 1001.00 GENERAL FUND

FUNCTION - PUBLIC PROTECTION
ACTIVITY - OTHER PROTECTION

EXPENDITURE CLASSIFICATION	EXPENDITURES		APPROPRIATIONS	
	ACTUAL EXPENDITURES 1971-1972	ACTUAL EXPENDITURES 1972-1973	EXPENDITURE ESTIMATES RECOMMENDED 1973-1974	ADOPTED BY THE BOARD OF SUPERVISORS 1973-1974
SALARIES AND EMPLOYEE BENEFITS				
101 SALARIES AND WAGES - PERMANENT	\$	\$ 60,204	\$ 102,491	\$ 102,491
102 SALARIES AND WAGES - NONPERMANENT		2,292		
160 RETIREMENT - GENERAL MEMBERS - C.E.R.S.		4,918	6,561	6,561
165 RETIREMENT - O.A.S.D.I.		2,718	5,580	5,580
170 EMPLOYEE GROUP INSURANCE		748	1,326	1,326
175 EMPLOYEE COMPENSATION INSURANCE		64	98	98
TOTAL SALARIES AND EMPLOYEE BENEFITS	\$	* \$ 70,944 *	\$ 116,056 *	\$ 116,056 *
SERVICES AND SUPPLIES				
285 MAINTENANCE - EQUIPMENT OFFICE AND OTHER	\$	\$ 40	\$ 200	\$ 200
310 OFFICE EXPENSE		1,370	2,216	2,216
315 PROFESSIONAL AND SPECIALIZED SERVICES		25,417	41,085	41,085
330 RENTS AND LEASES - EQUIPMENT		988	1,320	1,320
344 TRANSPORTATION AND TRAVEL-B/S APPROVED		4,704		
345 TRANSPORTATION AND TRAVEL-CAO OR AGY APP		521		
346 TRANSP AND TRAVEL - IN-CITY & NON-TRAVEL		140		
347 TRANSPORTATION AND TRAVEL - EMPLY AUTO		198	522	522
TOTAL SERVICES AND SUPPLIES	\$	* \$ 33,378 *	\$ 45,343 *	\$ 45,343 *
FIXED ASSETS				
510 EQUIPMENT	\$	\$ 682	\$ 585	\$ 585
NO QUAN DESCRIPTION				
01 LOT MINOR EQUIPMENT			437	437
02 I DESK, EXECUTIVE			148	148
TOTAL FIXED ASSETS	\$	* \$ 682 *	\$ 585 *	\$ 585 *
TOTAL BUDGET UNIT 0275	\$	\$ 105,004	\$ 161,984	\$ 161,984

AGENCY - ENVIRONMENTAL DEVELOPMENT AGENCY

COUNTY OF SAN DIEGO FINAL BUDGET

1973-1974
BUDGET UNIT EXPENDITURE DETAIL
SCHEDULE 6

BUDGET UNIT - 4460 LOCAL AGENCY FORMATION COMMISSION
FUND - 1001.00 GENERAL FUND

FUNCTION - PUBLIC PROTECTION
ACTIVITY - OTHER PROTECTION

EXPENDITURE CLASSIFICATION	EXPENDITURES		APPROPRIATIONS	
	ACTUAL EXPENDITURES 1971-1972	ACTUAL EXPENDITURES 1972-1973	EXPENDITURE ESTIMATES RECOMMENDED 1973-1974	ADOPTED BY THE BOARD OF SUPERVISORS 1973-1974
SALARIES AND EMPLOYEE BENEFITS				
101 SALARIES AND WAGES - PERMANENT	\$ 42,469	\$ 44,341	\$ 85,080	\$ 85,080
102 SALARIES AND WAGES - NONPERMANENT	389	6,070		
160 RETIREMENT - GENERAL MEMBERS - C.E.R.S.		3,463	6,516	6,516
165 RETIREMENT - O.A.S.D.I.		2,205	3,994	3,994
170 EMPLOYEE GROUP INSURANCE		866	1,428	1,428
175 EMPLOYEE COMPENSATION INSURANCE		51	80	80
TOTAL SALARIES AND EMPLOYEE BENEFITS	\$ 42,858 *	\$ 56,996 *	\$ 97,098 *	\$ 97,098 *
SERVICES AND SUPPLIES				
285 MAINTENANCE - EQUIPMENT OFFICE AND OTHER	\$	\$ 9	\$	\$
310 OFFICE EXPENSE	563	1,441	2,100	2,100
315 PROFESSIONAL AND SPECIALIZED SERVICES	29	12,600		
330 RENTS AND LEASES - EQUIPMENT		50	1,220	1,220
345 TRANSPORTATION AND TRAVEL-CAO OR AGY APP		1,570		
346 TRANSP AND TRAVEL - IN-CITY & NON-TRAVEL	1,683	187	2,430	2,430
347 TRANSPORTATION AND TRAVEL - EMPLOY AUTO	1,129	1,638	1,400	1,400
TOTAL SERVICES AND SUPPLIES	\$ 3,404 *	\$ 17,495 *	\$ 7,150 *	\$ 7,150 *
FIXED ASSETS				
510 EQUIPMENT	\$ 1,515	\$ 510	\$ 3,020	\$ 3,020
NO QUAN DESCRIPTION				
01 LOT MINOR EQUIPMENT			1,175	1,175
02 1 CREDENZA			430	430
03 1 DESK, EXECUTIVE			140	140
04 1 DESK, TYPEWRITER			175	175
05 1 TYPEWRITER, ELECTRIC			560	560
06 1 PROJECTOR, SLIDE			200	200
07 1 CALCULATOR			150	150
08 1 TABLE, DRAFTING			190	190
TOTAL FIXED ASSETS	\$ 1,515 *	\$ 510 *	\$ 3,020 *	\$ 3,020 *
TOTAL BUDGET UNIT 4460	\$ 47,777	\$ 75,001	\$ 107,268	\$ 107,268

AGENCY - ENVIRONMENTAL DEVELOPMENT AGENCY

COUNTY OF SAN DIEGO FINAL BUDGET
1973-1974
BUDGET UNIT EXPENDITURE DETAIL
SCHEDULE 6

BUDGET UNIT - 4900 PLANNING DEPARTMENT
FUND - 1001.00 GENERAL FUND

FUNCTION - PUBLIC PROTECTION
ACTIVITY - OTHER PROTECTION

EXPENDITURE CLASSIFICATION	EXPENDITURES		APPROPRIATIONS	
	ACTUAL EXPENDITURES 1971-1972	ACTUAL EXPENDITURES 1972-1973	EXPENDITURE ESTIMATES RECOMMENDED 1973-1974	ADOPTED BY THE BOARD OF SUPERVISORS 1973-1974
SALARIES AND EMPLOYEE BENEFITS				
101 SALARIES AND WAGES - PERMANENT	\$ 1,757,031	\$ 1,542,510	\$ 1,996,722	\$ 1,996,722
102 SALARIES AND WAGES - NONPERMANENT	291,677	136,082		
160 RETIREMENT - GENERAL MEMBERS - C.E.R.S.		130,226	161,667	161,667
165 RETIREMENT - O.A.S.D.I.		69,479	96,398	96,398
170 EMPLOYEE GROUP INSURANCE		27,004	35,887	35,887
175 EMPLOYEE COMPENSATION INSURANCE		1,711	1,990	1,990
TOTAL SALARIES AND EMPLOYEE BENEFITS	\$ 2,048,708 *	\$ 1,907,012 *	\$ 2,292,664 *	\$ 2,292,664 *
SERVICES AND SUPPLIES				
215 COMMUNICATIONS	\$	\$ 3	\$	\$
285 MAINTENANCE - EQUIPMENT OFFICE AND OTHER	2,161	2,563	2,734	2,734
300 MEMBERSHIPS	180	287	430	430
305 MISCELLANEOUS EXPENSE	162	108		
310 OFFICE EXPENSE	105,871	154,502	115,126	115,126
314 E. D. P. COSTS	61,899	25,768	15,663	15,663
315 PROFESSIONAL AND SPECIALIZED SERVICES	2,057	3,389	54,000	54,000
320 PUBLICATIONS AND LEGAL NOTICES	3,129	4,495	4,400	4,400
330 RENTS AND LEASES - EQUIPMENT	72,638	102,164	95,400	95,400
340 SPECIAL DEPARTMENTAL EXPENSE	684,806	79,762-		
345 TRANSPORTATION AND TRAVEL-CAO OR AGY APP		88		
346 TRANSP AND TRAVEL - IN-CITY & NON-TRAVEL	8,389	35		
347 TRANSPORTATION AND TRAVEL - EMPLOY AUTO	6,309	7,329	12,080	12,080
TOTAL SERVICES AND SUPPLIES	\$ 947,601 *	\$ 220,969 *	\$ 299,833 *	\$ 299,833 *
FIXED ASSETS				
510 EQUIPMENT	\$ 32,003	\$ 11,985	\$ 28,536	\$ 28,536
NO QUAN DESCRIPTION				
01 LOT MINOR EQUIPMENT			5,586	5,586
02 3 DESKS			525	525
03 5 TYPEWRITER, ELECTRIC			3,125	3,125
04 5 TABLES, DRAFTING			950	950
05 1 TABLE, LIGHT			450	450
06 4 DICTATOR, DESK MODEL			2,200	2,200
07 5 DICTATOR, PORTABLE			2,415	2,415
08 3 TRANSCRIBER			1,650	1,650
09 1 MICROFILM READER PRINTER			4,965	4,965
10 1 PROJECTOR, OVERHEAD			270	270
11 1 CALCULATOR, ELECTRONIC			400	400
12 1 BLUELINE PRINTER 42=			5,000	5,000
13 1 DENSITOMETER			1,000	1,000
TOTAL FIXED ASSETS	\$ 32,003 *	\$ 11,985 *	\$ 28,536 *	\$ 28,536 *
EXPENDITURE TRANSFERS AND REIMBURSEMENTS				
600 COSTS APPLIED	\$ 51,400-	\$ 1,646-	\$	\$
605 REIMBURSED PROJECTS	198,280-			
TOTAL EXPENDITURE TRANSFERS AND REIMBURSEMENTS	\$ 249,680-*	\$ 1,646-*	\$ *	\$ *
TOTAL BUDGET UNIT 4900	\$ 2,778,632	\$ 2,138,320	\$ 2,621,033	\$ 2,621,033

AGENCY - ENVIRONMENTAL DEVELOPMENT AGENCY

COUNTY OF SAN DIEGO FINAL BUDGET

1973-1974
BUDGET UNIT EXPENDITURE DETAIL
SCHEDULE 6

BUDGET UNIT - 4950 DEPARTMENT OF ZONING ADMINISTRATOR
FUND - 1001.00 GENERAL FUND

FUNCTION - PUBLIC PROTECTION
ACTIVITY - OTHER PROTECTION

EXPENDITURE CLASSIFICATION	EXPENDITURES		APPROPRIATIONS	
	ACTUAL EXPENDITURES 1971-1972	ACTUAL EXPENDITURES 1972-1973	EXPENDITURE ESTIMATES RECOMMENDED 1973-1974	ADOPTED BY THE BOARD OF SUPERVISORS 1973-1974
SALARIES AND EMPLOYEE BENEFITS				
101 SALARIES AND WAGES - PERMANENT	\$	\$	\$ 85,045	\$ 85,045
160 RETIREMENT - GENERAL MEMBERS - C.E.R.S.			6,523	6,523
165 RETIREMENT - O.A.S.D.I.			4,537	4,537
170 EMPLOYEE GROUP INSURANCE			1,326	1,326
175 EMPLOYEE COMPENSATION INSURANCE			64	64
TOTAL SALARIES AND EMPLOYEE BENEFITS	\$ *	\$ *	\$ 97,495 *	\$ 97,495 *
SERVICES AND SUPPLIES				
310 OFFICE EXPENSE	\$	\$	\$ 1,500	\$ 1,500
347 TRANSPORTATION AND TRAVEL - EMPLY AUTO			4,128	4,128
TOTAL SERVICES AND SUPPLIES	\$ *	\$ *	\$ 5,628 *	\$ 5,628 *
FIXED ASSETS				
510 EQUIPMENT	\$	\$	\$ 1,450	\$ 1,450
NO QUAN DESCRIPTION				
01 LOT MINOR EQUIPMENT			150	150
02 1 DESK, TYPEWRITER			175	175
03 1 TYPEWRITER, ELECTRIC			625	625
04 1 RECORDER, TAPE			500	500
TOTAL FIXED ASSETS	\$ *	\$ *	\$ 1,450 *	\$ 1,450 *
TOTAL BUDGET UNIT 4950	\$	\$	\$ 104,573	\$ 104,573

AGENCY - HEALTH CARE AGENCY

COUNTY OF SAN DIEGO FINAL BUDGET
1973-1974
BUDGET UNIT EXPENDITURE DETAIL
SCHEDULE 6

BUDGET UNIT - 0285 HEALTH CARE AGENCY
FUND - 1001.00 GENERAL FUND

FUNCTION - HEALTH AND SANITATION
ACTIVITY - HEALTH

EXPENDITURE CLASSIFICATION	EXPENDITURES		APPROPRIATIONS	
	ACTUAL EXPENDITURES 1971-1972	ACTUAL EXPENDITURES 1972-1973	EXPENDITURE ESTIMATES RECOMMENDED 1973-1974	ADOPTED BY THE BOARD OF SUPERVISORS 1973-1974
SALARIES AND EMPLOYEE BENEFITS				
101 SALARIES AND WAGES - PERMANENT	\$ 25,892	\$ 160,235	\$ 206,226	\$ 174,255
102 SALARIES AND WAGES - NONPERMANENT	13,541	18,235		
160 RETIREMENT - GENERAL MEMBERS - G.E.R.S.		12,633	13,944	11,255
165 RETIREMENT - O.A.S.D.I.		8,121	8,697	6,827
170 EMPLOYEE GROUP INSURANCE		2,508	3,000	2,575
175 EMPLOYEE COMPENSATION INSURANCE		375	395	328
190 SALARY SAVINGS				9,054-
TOTAL SALARIES AND EMPLOYEE BENEFITS	\$ 39,433 *	\$ 202,107 *	\$ 232,262 *	\$ 186,186 *
SERVICES AND SUPPLIES				
215 COMMUNICATIONS	\$	\$ 5	\$	\$
285 MAINTENANCE - EQUIPMENT OFFICE AND OTHER	11	99	250	250
295 MEDICAL, DENTAL AND LABORATORY SUPPLIES			10	10
300 MEMBERSHIPS			200	200
305 MISCELLANEOUS EXPENSE	182	209		
310 OFFICE EXPENSE	1,157	3,998	3,250	3,250
315 PROFESSIONAL AND SPECIALIZED SERVICES	3,420	84,595	50,000	50,000
330 RENTS AND LEASES - EQUIPMENT	373	1,962	3,500	3,500
340 SPECIAL DEPARTMENTAL EXPENSE	18,933-	9,369	645,096	584,360
344 TRANSPORTATION AND TRAVEL-B/S APPROVED		5,514		
345 TRANSPORTATION AND TRAVEL-CAO OR AGY APP		1,045		
346 TRANSP AND TRAVEL - IN-CTY & NON-TRAVEL	1,795	1,507	3,447	3,447
347 TRANSPORTATION AND TRAVEL - EMPLY AUTO	83.	1,081	6,000	6,000
TOTAL SERVICES AND SUPPLIES	\$ 11,912-*	\$ 109,384 *	\$ 711,753 *	\$ 651,017 *
OTHER CHARGES				
453 CONTRIBUTIONS TO OTHER AGENCIES	\$	\$ 150,206	\$	\$
TOTAL OTHER CHARGES	\$ *	\$ 150,206 *	\$ *	\$ *
FIXED ASSETS				
510 EQUIPMENT	\$ 2,999	\$ 11,416	\$ 1,203	\$ 723
NO QUAN DESCRIPTION				
01 LOT MINOR EQUIPMENT			198	98
02 DESK, WOOD, 60X40 EXEC			380	
03 1 TYPEWRITER 15= SELECTRIC II			625	625
TOTAL FIXED ASSETS	\$ 2,999 *	\$ 11,416 *	\$ 1,203 *	\$ 723 *
EXPENDITURE TRANSFERS AND REIMBURSEMENTS				
605 REIMBURSED PROJECTS	\$ 10,701-	\$	\$	\$
TOTAL EXPENDITURE TRANSFERS AND REIMBURSEMENTS	\$ 10,701-*	\$ *	\$ *	\$ *
TOTAL BUDGET UNIT 0285	\$ 19,819	\$ 473,113	\$ 945,218	\$ 837,926

AGENCY - HEALTH CARE AGENCY

COUNTY OF SAN DIEGO FINAL BUDGET
 1973-1974
 BUDGET UNIT EXPENDITURE DETAIL
 SCHEDULE 6

BUDGET UNIT - 0286 HEALTH CARE AGENCY-FEDERAL REVENUE SHARING
 FUND - 1270.00 FEDERAL REVENUE SHARING

FUNCTION - HEALTH AND SANITATION
 ACTIVITY - HEALTH

EXPENDITURE CLASSIFICATION	EXPENDITURES		APPROPRIATIONS	
	ACTUAL EXPENDITURES 1971-1972	ACTUAL EXPENDITURES 1972-1973	EXPENDITURE ESTIMATES RECOMMENDED 1973-1974	ADOPTED BY THE BOARD OF SUPERVISORS 1973-1974
SERVICES AND SUPPLIES				
340 SPECIAL DEPARTMENTAL EXPENSE	\$	\$	\$	\$ 9,158,334
TOTAL SERVICES AND SUPPLIES	\$ *	\$ *	\$ *	\$ 9,158,334 *
TOTAL BUDGET UNIT 0286	\$	\$	\$	\$ 9,158,334

AGENCY - HEALTH CARE AGENCY

COUNTY OF SAN DIEGO FINAL BUDGET
1973-1974
BUDGET UNIT EXPENDITURE DETAIL
SCHEDULE 6

BUDGET UNIT - 0287 HEALTH CARE AGENCY-SPECIAL PROGRAM, EMERGENCY MEDICAL SERVICES
FUND - 1001.00 GENERAL FUND

FUNCTION - PUBLIC PROTECTION
ACTIVITY - OTHER PROTECTION

EXPENDITURE CLASSIFICATION	EXPENDITURES		APPROPRIATIONS	
	ACTUAL EXPENDITURES 1971-1972	ACTUAL EXPENDITURES 1972-1973	EXPENDITURE ESTIMATES RECOMMENDED 1973-1974	ADOPTED BY THE BOARD OF SUPERVISORS 1973-1974
SALARIES AND EMPLOYEE BENEFITS				
101 SALARIES AND WAGES - PERMANENT	\$	\$	\$ 93,290	\$ 93,290
160 RETIREMENT - GENERAL MEMBERS - C.E.R.S.			7,751	7,751
165 RETIREMENT - O.A.S.D.I.			5,389	5,389
170 EMPLOYEE GROUP INSURANCE			1,368	1,368
175 EMPLOYEE COMPENSATION INSURANCE			195	195
TOTAL SALARIES AND EMPLOYEE BENEFITS	\$	* \$	* \$ 107,993	* \$ 107,993 *
SERVICES AND SUPPLIES				
310 OFFICE EXPENSE	\$	\$	\$ 1,323	\$ 1,323
315 PROFESSIONAL AND SPECIALIZED SERVICES			101,760	101,760
340 SPECIAL DEPARTMENTAL EXPENSE		22,467	26,086	26,086
346 TRANSP AND TRAVEL - IN-CITY & NON-TRAVEL			500	500
347 TRANSPORTATION AND TRAVEL - EMPLOY AUTO			5,109	5,109
TOTAL SERVICES AND SUPPLIES	\$	22,467 *	* \$ 134,778	* \$ 134,778 *
FIXED ASSETS				
510 EQUIPMENT	\$	\$	\$ 5,986	\$ 5,986
NO QUAN DESCRIPTION				
01 LOT MINOR EQUIPMENT			1,821	1,821
02 3 SECRETARIAL DESK			600	600
03 5 JR EXECUTIVE DESK			775	775
04 1 EXECUTIVE DESK			280	280
05 1 CALCULATOR, DESK			620	620
06 3 TYPEWRITER, SELECTRIC II			1,890	1,890
TOTAL FIXED ASSETS	\$	* \$	* \$ 5,986	* \$ 5,986 *
TOTAL BUDGET UNIT 0287	\$	22,467 \$	\$ 248,757	\$ 248,757

AGENCY - HEALTH CARE AGENCY

COUNTY OF SAN DIEGO FINAL BUDGET

1973-1974
BUDGET UNIT EXPENDITURE DETAIL
SCHEDULE 6

BUDGET UNIT - 0288 HEALTH CARE AGENCY-DRUG EDUCATION FOR YOU (DEFY)
FUND - 1001.00 GENERAL FUND

FUNCTION - HEALTH AND SANITATION
ACTIVITY - HEALTH

EXPENDITURE CLASSIFICATION	EXPENDITURES		APPROPRIATIONS	
	ACTUAL EXPENDITURES 1971-1972	ACTUAL EXPENDITURES 1972-1973	EXPENDITURE ESTIMATES RECOMMENDED 1973-1974	ADOPTED BY THE BOARD OF SUPERVISORS 1973-1974
SALARIES AND EMPLOYEE BENEFITS				
101 SALARIES AND WAGES - PERMANENT	\$ 341,049	\$ 442,406	\$ 570,203	\$ 570,203
102 SALARIES AND WAGES - NONPERMANENT	5,877	9,777	9,125	9,125
160 RETIREMENT - GENERAL MEMBERS - C.E.R.S.		35,922	40,739	40,739
165 RETIREMENT - O.A.S.D.I.		21,498	28,109	28,109
170 EMPLOYEE GROUP INSURANCE		8,934	10,353	10,353
175 EMPLOYEE COMPENSATION INSURANCE		948	1,114	1,114
190 SALARY SAVINGS			33,660	33,660
TOTAL SALARIES AND EMPLOYEE BENEFITS	\$ 346,926 *	\$ 519,485 *	\$ 625,983 *	\$ 625,983 *
SERVICES AND SUPPLIES				
230 HOUSEHOLD EXPENSE	\$ 318	\$	\$ 55	\$ 55
285 MAINTENANCE - EQUIPMENT OFFICE AND OTHER	92	149	150	150
300 MEMBERSHIPS		67	67	67
305 MISCELLANEOUS EXPENSE	7			
310 OFFICE EXPENSE	3,657	8,065	6,500	6,500
315 PROFESSIONAL AND SPECIALIZED SERVICES	136,298	48,856	9,270	9,270
320 PUBLICATIONS AND LEGAL NOTICES	65	201	200	200
330 RENTS AND LEASES - EQUIPMENT	32	379	600	600
335 SMALL TOOLS AND INSTRUMENTS	56	69		
340 SPECIAL DEPARTMENTAL EXPENSE	684	527	1,200	1,200
344 TRANSPORTATION AND TRAVEL-B/S APPROVED		122		
345 TRANSPORTATION AND TRAVEL-CAO OR AGY APP		81	400	400
346 TRANSP AND TRAVEL - IN-CITY & NON-TRAVEL	200	96	70	70
347 TRANSPORTATION AND TRAVEL - EMPLOY AUTO	11,318	16,751	20,000	20,000
348 TRANSPORTATION AND TRAVEL - OTHER	139	90	90	90
TOTAL SERVICES AND SUPPLIES	\$ 152,866 *	\$ 75,453 *	\$ 38,602 *	\$ 38,602 *
FIXED ASSETS				
510 EQUIPMENT	\$ 5,191	\$ 2,632	\$ 4,888	\$ 4,888
NO QUAN DESCRIPTION				
01 LOT MINOR EQUIPMENT			2,685	2,685
02 2 DESK, EXECUTIVE, ISL. BASE			296	296
03 6 DESK, SINGLE PEDESTLE			684	684
04 1 DICTATING-TRANSCRIBING MACHINE			484	484
05 1 DESK, STENOGRAPHER			184	184
06 1 TYPEWRITER, SELECTRIC			555	555
TOTAL FIXED ASSETS	\$ 5,191 *	\$ 2,632 *	\$ 4,888 *	\$ 4,888 *
TOTAL BUDGET UNIT 0288	\$ 504,983	\$ 597,570	\$ 669,473	\$ 669,473

AGENCY - HEALTH CARE AGENCY

COUNTY OF SAN DIEGO FINAL BUDGET
1973-1974
BUDGET UNIT EXPENDITURE DETAIL
SCHEDULE 6

BUDGET UNIT - 5100 DEPARTMENT OF PUBLIC HEALTH, ADMINISTRATION
FUND - 1001.00 GENERAL FUND

FUNCTION - HEALTH AND SANITATION
ACTIVITY - HEALTH

EXPENDITURE CLASSIFICATION	EXPENDITURES		APPROPRIATIONS	
	ACTUAL EXPENDITURES 1971-1972	ACTUAL EXPENDITURES 1972-1973	EXPENDITURE ESTIMATES RECOMMENDED 1973-1974	ADOPTED BY THE BOARD OF SUPERVISORS 1973-1974
SALARIES AND EMPLOYEE BENEFITS				
101 SALARIES AND WAGES - PERMANENT	\$ 3,111,469	\$ 3,419,607	\$ 4,180,461	\$ 4,180,461
102 SALARIES AND WAGES - NONPERMANENT	124,755	23,346	47,687	47,687
160 RETIREMENT - GENERAL MEMBERS - C.E.R.S.		279,317	324,923	324,923
165 RETIREMENT - O.A.S.D.I.		141,168	202,734	202,734
170 EMPLOYEE GROUP INSURANCE		62,832	74,004	74,004
175 EMPLOYEE COMPENSATION INSURANCE		7,174	8,458	8,458
190 SALARY SAVINGS			322,748-	322,748-
TOTAL SALARIES AND EMPLOYEE BENEFITS	\$ 3,236,224 *	\$ 3,933,444 *	\$ 4,515,519 *	\$ 4,515,519 *
SERVICES AND SUPPLIES				
205 AGRICULTURAL	\$ 8,422	\$ 9,701	\$ 16,500	\$ 16,500
210 CLOTHING AND PERSONAL SUPPLIES	77	224	370	370
215 COMMUNICATIONS	433	387	1,055	1,055
230 HOUSEHOLD EXPENSE	7,697	10,377	12,050	12,050
280 MAINTENANCE - EQUIPMENT - AUTOMOTIVE		27	50	50
285 MAINTENANCE - EQUIPMENT OFFICE AND OTHER	6,362	2,754	5,715	5,715
295 MEDICAL, DENTAL AND LABORATORY SUPPLIES	119,981	126,953	202,536	202,536
300 MEMBERSHIPS	48	345	1,360	1,360
305 MISCELLANEOUS EXPENSE	112			
310 OFFICE EXPENSE	34,763	42,604	39,355	39,355
314 E. D. P. COSTS	10,935	18,072	25,329	25,329
315 PROFESSIONAL AND SPECIALIZED SERVICES	207,125	271,361	382,400	382,400
330 RENTS AND LEASES - EQUIPMENT	12,416	16,817	20,308	20,308
335 SMALL TOOLS AND INSTRUMENTS	311	608	1,515	1,515
340 SPECIAL DEPARTMENTAL EXPENSE	4,700	4,040	1,650	1,650
344 TRANSPORTATION AND TRAVEL-B/S APPROVED		935		
345 TRANSPORTATION AND TRAVEL-CAO OR AGY APP		2,649		
346 TRANSP AND TRAVEL - IN-CITY & NON-TRAVEL	6,039	1,264	5,500	5,500
347 TRANSPORTATION AND TRAVEL - EMPLOY AUTO	107,127	108,629	123,600	123,600
348 TRANSPORTATION AND TRAVEL - OTHER	647	545	636	636
TOTAL SERVICES AND SUPPLIES	\$ 527,195 *	\$ 618,272 *	\$ 839,929 *	\$ 839,929 *
OTHER CHARGES				
440 SUPPORT AND CARE OF PERSONS	\$	\$	\$ 5,000	\$ 5,000
TOTAL OTHER CHARGES	\$ *	\$ *	\$ 5,000 *	\$ 5,000 *
FIXED ASSETS				
510 EQUIPMENT	\$ 13,492	\$ 32,965	\$ 32,725	\$ 32,725
NO QUAN DESCRIPTION				
01 LOT MINOR EQUIPMENT			2,831	2,831
02 1 CASH REGISTER			4,000	4,000
03 1 BOOKKEEPING MACHINE			7,700	7,700
04 1 REFRIGERATOR, 6 CU FT			300	300
05 7 REFRIGERATOR, 2 CU FT			980	980
06 1 CALCULATOR			678	678
07 6 TYPEWRITER			3,360	3,360
08 7 TYPEWRITER			1,820	1,820
09 3 SCREEN			195	195
10 1 SOUND SCRIBER			350	350
11 1 TELESTORY			200	200
12 1 OVEN STERILIZER			725	725

AGENCY - HEALTH CARE AGENCY

COUNTY OF SAN DIEGO FINAL BUDGET
 1973-1974
 BUDGET UNIT EXPENDITURE DETAIL
 SCHEDULE 6

BUDGET UNIT - 5100 DEPARTMENT OF PUBLIC HEALTH, ADMINISTRATION
 FUND - 1001.00 GENERAL FUND

FUNCTION - HEALTH AND SANITATION
 ACTIVITY - HEALTH

EXPENDITURE CLASSIFICATION			EXPENDITURES		APPROPRIATIONS	
			ACTUAL EXPENDITURES 1971-1972	ACTUAL EXPENDITURES 1972-1973	EXPENDITURE ESTIMATES RECOMMENDED 1973-1974	ADOPTED BY THE BOARD OF SUPERVISORS 1973-1974
FIXED ASSETS - CONTINUED						
13	1	ANALYZER			3,500	3,500
14	1	TEMPERATURE RECORDER			153	153
15	1	ELECTROPHORESIS CHAMBER			163	163
16	2	TIME STAMP MACHINE			500	500
17	1	AUTOTITER			3,500	3,500
18	1	PROJECTOR, DUKANE			295	295
19	2	PROJECTOR, 16 MM			1,000	1,000
20	1	PROJECTOR, OVERHEAD			255	255
21	1	PROJECTOR, SLIDE			220	220
TOTAL FIXED ASSETS			\$ 13,492 *	\$ 32,965 *	\$ 32,725 *	\$ 32,725 *
EXPENDITURE TRANSFERS AND REIMBURSEMENTS						
600 COSTS APPLIED			\$ 18,593-	\$ 186-	\$ 600-	\$ 600-
605 REIMBURSED PROJECTS			\$ 71,588-	\$ 5,313-		
TOTAL EXPENDITURE TRANSFERS AND REIMBURSEMENTS			\$ 90,181-*	\$ 5,499-*	\$ 600-*	\$ 600-*
TOTAL BUDGET UNIT 5100			\$ 3,686,730	\$ 4,579,182	\$ 5,392,573	\$ 5,392,573

AGENCY - HEALTH CARE AGENCY

COUNTY OF SAN DIEGO FINAL BUDGET
1973-1974
BUDGET UNIT EXPENDITURE DETAIL
SCHEDULE 6

BUDGET UNIT - 5110 DEPARTMENT OF PUBLIC HEALTH - ALCOHOLISM DETOXIFICATION
FUND - 1001.00 GENERAL FUND

FUNCTION - HEALTH AND SANITATION
ACTIVITY - HEALTH

EXPENDITURE CLASSIFICATION	EXPENDITURES		APPROPRIATIONS	
	ACTUAL EXPENDITURES 1971-1972	ACTUAL EXPENDITURES 1972-1973	EXPENDITURE ESTIMATES RECOMMENDED 1973-1974	ADOPTED BY THE BOARD OF SUPERVISORS 1973-1974
SALARIES AND EMPLOYEE BENEFITS				
101 SALARIES AND WAGES - PERMANENT	\$ 106,344	\$ 270,085	\$ 294,255	\$ 294,255
102 SALARIES AND WAGES - NONPERMANENT	8,358	7,845		
160 RETIREMENT - GENERAL MEMBERS - C.E.R.S.		21,592	22,934	22,934
165 RETIREMENT - O.A.S.D.I.		14,622	15,162	15,162
170 EMPLOYEE GROUP INSURANCE		6,650	7,293	7,293
175 EMPLOYEE COMPENSATION INSURANCE		582	586	586
190 SALARY SAVINGS			30,000-	30,000-
TOTAL SALARIES AND EMPLOYEE BENEFITS	\$ 114,702 *	\$ 321,376 *	\$ 310,230 *	\$ 310,230 *
SERVICES AND SUPPLIES				
210 CLOTHING AND PERSONAL SUPPLIES	\$ 1,392	\$ 1,647	\$ 1,420	\$ 1,420
225 FOOD	10,374	31,614	58,765	58,765
230 HOUSEHOLD EXPENSE	5,266	11,952	12,285	12,285
285 MAINTENANCE - EQUIPMENT OFFICE AND OTHER	24	143	500	500
290 MAINTENANCE-STRUCTURES IMPROVE GROUNDS	1,039		500	500
295 MEDICAL, DENTAL AND LABORATORY SUPPLIES	6,991	5,816	13,900	13,900
305 MISCELLANEOUS EXPENSE	189	415		
310 OFFICE EXPENSE	1,272	862	4,000	4,000
335 SMALL TOOLS AND INSTRUMENTS	4			
340 SPECIAL DEPARTMENTAL EXPENSE	260	10		
347 TRANSPORTATION AND TRAVEL - EMPLOY AUTO	567	739	1,000	1,000
TOTAL SERVICES AND SUPPLIES	\$ 27,378 *	\$ 53,198 *	\$ 92,370 *	\$ 92,370 *
FIXED ASSETS				
510 EQUIPMENT	\$ 43,897	\$ 991	\$ 2,933	\$ 2,933
NO QUAN DESCRIPTION				
01 LOT MINOR EQUIPMENT			248	248
02 1 ADDING MACHINE			185	185
03 1 REFRIGERATOR			2,500	2,500
TOTAL FIXED ASSETS	\$ 43,897 *	\$ 991 *	\$ 2,933 *	\$ 2,933 *
TOTAL BUDGET UNIT 5110	\$ 185,977	\$ 375,565	\$ 405,533	\$ 405,533

AGENCY - HEALTH CARE AGENCY

COUNTY OF SAN DIEGO FINAL BUDGET

1973-1974
BUDGET UNIT EXPENDITURE DETAIL
SCHEDULE 6

BUDGET UNIT - 5130 DEPT. OF PUBLIC HEALTH-ALCOHOLISM DETOX.-WOMEN'S FACILITY
FUND - 1001.00 GENERAL FUND

FUNCTION - HEALTH AND SANITATION
ACTIVITY - HEALTH

EXPENDITURE CLASSIFICATION	EXPENDITURES		APPROPRIATIONS	
	ACTUAL EXPENDITURES 1971-1972	ACTUAL EXPENDITURES 1972-1973	EXPENDITURE ESTIMATES RECOMMENDED 1973-1974	ADOPTED BY THE BOARD OF SUPERVISORS 1973-1974
SERVICES AND SUPPLIES				
215 COMMUNICATIONS	\$	\$	\$ 500	\$ 500
225 FOOD			12,800	12,800
230 HOUSEHOLD EXPENSE			2,500	2,500
285 MAINTENANCE - EQUIPMENT OFFICE AND OTHER			150	150
290 MAINTENANCE-STRUCTURES IMPROVE GROUNDS			40,000	40,000
295 MEDICAL, DENTAL AND LABORATORY SUPPLIES			4,000	4,000
310 OFFICE EXPENSE			1,500	1,500
315 PROFESSIONAL AND SPECIALIZED SERVICES			84,950	84,950
325 RENTS & LEASES-STRUCTURES IMPROVE GRNDS			7,200	7,200
335 SMALL TOOLS AND INSTRUMENTS			200	200
347 TRANSPORTATION AND TRAVEL - EMPLY AUTO			1,000	1,000
350 UTILITIES			1,200	1,200
TOTAL SERVICES AND SUPPLIES	\$	* \$	* \$ 156,000	* \$ 156,000 *
FIXED ASSETS				
510 EQUIPMENT	\$	\$	\$ 11,496	\$ 11,496
NO QUAN DESCRIPTION				
01 LOT MINOR EQUIPMENT			3,283	3,283
02 2 TYPEWRITER			1,120	1,120
03 1 ADDING MACHINE			185	185
04 2 DESK, EXEC			296	296
05 2 DESK, STENO			350	350
06 1 TELEVISION SET			350	350
07 2 DAVENPORT			600	600
08 25 BEDSIDE CABINET			1,500	1,500
09 25 BEDS			1,875	1,875
10 25 MATTRESSES			1,250	1,250
11 1 ASPERATOR WITH STAND			222	222
12 1 RESUSCITATOR			200	200
13 1 WHEELCHAIR			75	75
14 1 GUERNEY STRETCHER			190	190
TOTAL FIXED ASSETS	\$	* \$	* \$ 11,496	* \$ 11,496 *
TOTAL BUDGET UNIT 5130	\$	\$	\$ 167,496	\$ 167,496

AGENCY - HEALTH CARE AGENCY

COUNTY OF SAN DIEGO FINAL BUDGET
1973-1974
BUDGET UNIT EXPENDITURE DETAIL
SCHEDULE 6

BUDGET UNIT - 5150 DEPARTMENT OF PUBLIC HEALTH, AIR POLLUTION CONTROL
FUND - 1001.00 GENERAL FUND

FUNCTION - HEALTH AND SANITATION
ACTIVITY - HEALTH

EXPENDITURE CLASSIFICATION	EXPENDITURES		APPROPRIATIONS	
	ACTUAL EXPENDITURES 1971-1972	ACTUAL EXPENDITURES 1972-1973	EXPENDITURE ESTIMATES RECOMMENDED 1973-1974	ADOPTED BY THE BOARD OF SUPERVISORS 1973-1974
SALARIES AND EMPLOYEE BENEFITS				
101 SALARIES AND WAGES - PERMANENT	\$ 238,843	\$ 367,994	\$ 683,668	\$ 683,668
102 SALARIES AND WAGES - NONPERMANENT	15,027	20,340		
160 RETIREMENT - GENERAL MEMBERS - C.E.R.S.		30,970	53,314	53,314
165 RETIREMENT - D.A.S.D.I.		18,457	34,821	34,821
170 EMPLOYEE GROUP INSURANCE		6,911	11,917	11,917
175 EMPLOYEE COMPENSATION INSURANCE		815	1,373	1,373
190 SALARY SAVINGS			75,000-	75,000-
TOTAL SALARIES AND EMPLOYEE BENEFITS	\$ 253,870 *	\$ 445,487 *	\$ 710,093 *	\$ 710,093 *
SERVICES AND SUPPLIES				
210 CLOTHING AND PERSONAL SUPPLIES	\$ 41	\$ 12	\$ 200	\$ 200
215 COMMUNICATIONS		31	1,900	1,900
230 HOUSEHOLD EXPENSE		15		
280 MAINTENANCE - EQUIPMENT - AUTOMOTIVE			500	500
285 MAINTENANCE - EQUIPMENT OFFICE AND OTHER	2,652	1,263	2,400	2,400
290 MAINTENANCE-STRUCTURES IMPROVE GROUNDS			500	500
295 MEDICAL, DENTAL AND LABORATORY SUPPLIES	5,530	7,374	16,000	16,000
300 MEMBERSHIPS	75		75	75
310 OFFICE EXPENSE	1,207	1,515	5,575	5,575
315 PROFESSIONAL AND SPECIALIZED SERVICES			12,000	12,000
330 RENTS AND LEASES - EQUIPMENT			1,200	1,200
335 SMALL TOOLS AND INSTRUMENTS	204	95	500	500
340 SPECIAL DEPARTMENTAL EXPENSE	20	3,974	5,500	5,500
345 TRANSPORTATION AND TRAVEL-CAO OR AGY APP		7		
346 TRANSP AND TRAVEL - IN-CITY & NON-TRAVEL		2		
347 TRANSPORTATION AND TRAVEL - EMPLY AUTO	5,346	7,519	8,570	8,570
348 TRANSPORTATION AND TRAVEL - OTHER	24	59	300	300
TOTAL SERVICES AND SUPPLIES	\$ 15,099 *	\$ 21,866 *	\$ 55,220 *	\$ 55,220 *
FIXED ASSETS				
510 EQUIPMENT	\$ 18,976	\$ 95,071	\$ 57,937	\$ 57,937
NO QUAN DESCRIPTION				
01 LOT MINOR EQUIPMENT			310	310
02 1 SPECTRO PHOTOMETER			550	550
03 1 SAMPLING TRAIN			4,000	4,000
04 1 GENERATOR			2,500	2,500
05 1 DATA ACQUISITION SYSTEM			14,000	14,000
06 1 REFRIGERATOR			400	400
07 1 ANALYSIS APPARATUS			300	300
08 2 ANALYZERS, OZONA			7,500	7,500
09 2 ANALYZER, NO			12,500	12,500
10 2 RECORDERS			3,600	3,600
11 2 MODULAR RACKS			400	400
12 1 DYNAMIC CALIBRATION EQUIPMENT			400	400
13 2 WIND SENSORS & TRANSLATORS			2,000	2,000
14 2 TAPE SAMPLER			1,700	1,700
15 2 HI VOL SAMPLER			400	400
16 1 REVERSE FLUSH ATTACHMENT			1,500	1,500
17 1 MISC EQUIPMENT			5,000	5,000
18 1 HOT PLATE			154	154
19 2 CALCULATOR			300	300

AGENCY - HEALTH CARE AGENCY

COUNTY OF SAN DIEGO FINAL BUDGET

1973-1974
BUDGET UNIT EXPENDITURE DETAIL
SCHEDULE 6BUDGET UNIT - 5150 DEPARTMENT OF PUBLIC HEALTH, AIR POLLUTION CONTROL
FUND - 1001.00 GENERAL FUNDFUNCTION - HEALTH AND SANITATION
ACTIVITY - HEALTH

EXPENDITURE CLASSIFICATION	EXPENDITURES		APPROPRIATIONS	
	ACTUAL EXPENDITURES 1971-1972	ACTUAL EXPENDITURES 1972-1973	EXPENDITURE ESTIMATES RECOMMENDED 1973-1974	ADOPTED BY THE BOARD OF SUPERVISORS 1973-1974
FIXED ASSETS - CONTINUED				
20 1 DESK, EXEC			148	148
21 1 DESK, STENO			175	175
22 1 DESK, CLERICAL			100	100
TOTAL FIXED ASSETS	\$ 18,976 *	\$ 95,071 *	\$ 57,937 *	\$ 57,937 *
EXPENDITURE TRANSFERS AND REIMBURSEMENTS				
605 REIMBURSED PROJECTS	\$ 4,018-	\$	\$	\$
TOTAL EXPENDITURE TRANSFERS AND REIMBURSEMENTS	\$ 4,018-*	\$ *	\$ *	\$ *
TOTAL BUDGET UNIT 5150	\$ 283,927	\$ 562,424	\$ 823,250	\$ 823,250

AGENCY - HEALTH CARE AGENCY

COUNTY OF SAN DIEGO FINAL BUDGET
1973-1974
BUDGET UNIT EXPENDITURE DETAIL
SCHEDULE 6

BUDGET UNIT - 5160 DEPARTMENT OF PUBLIC HEALTH, ALCOHOLISM CLINIC
FUND - 1001.00 GENERAL FUND

FUNCTION - HEALTH AND SANITATION
ACTIVITY - HEALTH

EXPENDITURE CLASSIFICATION	EXPENDITURES		APPROPRIATIONS	
	ACTUAL EXPENDITURES 1971-1972	ACTUAL EXPENDITURES 1972-1973	EXPENDITURE ESTIMATES RECOMMENDED 1973-1974	ADOPTED BY THE BOARD OF SUPERVISORS 1973-1974
SALARIES AND EMPLOYEE BENEFITS				
101 SALARIES AND WAGES - PERMANENT	\$ 178,556	\$ 189,920	\$ 291,632	\$ 291,632
102 SALARIES AND WAGES - NONPERMANENT	10,576			
160 RETIREMENT - GENERAL MEMBERS - C.E.R.S.		15,614	23,265	23,265
165 RETIREMENT - O.A.S.D.I.		7,463	12,803	12,803
170 EMPLOYEE GROUP INSURANCE		3,161	4,493	4,493
175 EMPLOYEE COMPENSATION INSURANCE		398	580	580
190 SALARY SAVINGS			35,000-	35,000-
TOTAL SALARIES AND EMPLOYEE BENEFITS	\$ 189,132 *	\$ 216,556 *	\$ 297,773 *	\$ 297,773 *
SERVICES AND SUPPLIES				
230 HOUSEHOLD EXPENSE	\$ 48	\$ 63	\$ 200	\$ 200
285 MAINTENANCE - EQUIPMENT OFFICE AND OTHER	272	140	200	200
295 MEDICAL, DENTAL AND LABORATORY SUPPLIES	5,542	6,657	6,800	6,800
310 OFFICE EXPENSE	775	612	1,200	1,200
315 PROFESSIONAL AND SPECIALIZED SERVICES	16,952	17,722	18,000	18,000
325 RENTS & LEASES-STRUCTURES IMPROVE GRNDS	26,556			
340 SPECIAL DEPARTMENTAL EXPENSE	224			
347 TRANSPORTATION AND TRAVEL - EMPLY AUTO	749	562	700	700
348 TRANSPORTATION AND TRAVEL - OTHER	2			
TOTAL SERVICES AND SUPPLIES	\$ 51,120 *	\$ 25,756 *	\$ 27,100 *	\$ 27,100 *
FIXED ASSETS				
510 EQUIPMENT	\$ 439	\$ 158	\$ 3,042	\$ 3,042
NO QUAN DESCRIPTION				
01 LOT MINOR EQUIP			3,042	3,042
TOTAL FIXED ASSETS	\$ 439 *	\$ 158 *	\$ 3,042 *	\$ 3,042 *
TOTAL BUDGET UNIT 5160	\$ 240,691	\$ 242,470	\$ 327,915	\$ 327,915

AGENCY - HEALTH CARE AGENCY

COUNTY OF SAN DIEGO FINAL BUDGET
1973-1974
BUDGET UNIT EXPENDITURE DETAIL
SCHEDULE 6

BUDGET UNIT - 5170 DEPARTMENT OF PUBLIC HEALTH, CRIPPLED CHILDREN SERVICES
FUND - 1001.00 GENERAL FUND

FUNCTION - PUBLIC ASSISTANCE
ACTIVITY - CRIPPLED CHILDREN'S SERVICES

EXPENDITURE CLASSIFICATION	EXPENDITURES		APPROPRIATIONS	
	ACTUAL EXPENDITURES 1971-1972	ACTUAL EXPENDITURES 1972-1973	EXPENDITURE ESTIMATES RECOMMENDED 1973-1974	ADOPTED BY THE BOARD OF SUPERVISORS 1973-1974
SALARIES AND EMPLOYEE BENEFITS				
101 SALARIES AND WAGES - PERMANENT	\$ 328,772	\$ 357,222	\$ 410,923	\$ 410,923
102 SALARIES AND WAGES - NONPERMANENT	5,327	387		
160 RETIREMENT - GENERAL MEMBERS - C.E.R.S.		29,799	32,781	32,781
165 RETIREMENT - D.A.S.D.I.		16,483	19,886	19,886
170 EMPLOYEE GROUP INSURANCE		7,279	7,735	7,735
175 EMPLOYEE COMPENSATION INSURANCE		750	823	823
190 SALARY SAVINGS			20,000	20,000
TOTAL SALARIES AND EMPLOYEE BENEFITS	\$ 334,099 *	\$ 411,920 *	\$ 452,148 *	\$ 452,148 *
SERVICES AND SUPPLIES				
285 MAINTENANCE - EQUIPMENT OFFICE AND OTHER	\$ 156	\$ 229	\$ 300	\$ 300
310 OFFICE EXPENSE	1,952	2,602	2,500	2,500
340 SPECIAL DEPARTMENTAL EXPENSE			800	800
346 TRANSP AND TRAVEL - IN-CITY & NON-TRAVEL		1		
347 TRANSPORTATION AND TRAVEL - EMPLY AUTO	2,853	2,982	3,000	3,000
TOTAL SERVICES AND SUPPLIES	\$ 4,961 *	\$ 5,814 *	\$ 6,600 *	\$ 6,600 *
OTHER CHARGES				
440 SUPPORT AND CARE OF PERSONS	\$ 906,175	\$ 1,038,162	\$ 1,185,000	\$ 1,185,000
TOTAL OTHER CHARGES	\$ 906,175 *	\$ 1,038,162 *	\$ 1,185,000 *	\$ 1,185,000 *
FIXED ASSETS				
510 EQUIPMENT				
NO QUAN DESCRIPTION				
01 LOT MINOR EQUIPMENT			2,090	2,090
02 1 DICTATING/TRANSCRIBING MACHINE			400	400
03 4 CASSETTE RECORDER			300	300
TOTAL FIXED ASSETS	\$ *	\$ *	\$ 2,790 *	\$ 2,790 *
TOTAL BUDGET UNIT 5170	\$ 1,245,235	\$ 1,455,896	\$ 1,646,538	\$ 1,646,538

AGENCY - HEALTH CARE AGENCY

COUNTY OF SAN DIEGO FINAL BUDGET
1973-1974
BUDGET UNIT EXPENDITURE DETAIL
SCHEDULE 6

BUDGET UNIT - 5190 DEPARTMENT OF PUBLIC HEALTH MODEL CITIES - COMP HEALTH CARE
FUND - 1001.00 GENERAL FUND

FUNCTION - HEALTH AND SANITATION
ACTIVITY - HEALTH

EXPENDITURE CLASSIFICATION	EXPENDITURES		APPROPRIATIONS	
	ACTUAL EXPENDITURES 1971-1972	ACTUAL EXPENDITURES 1972-1973	EXPENDITURE ESTIMATES RECOMMENDED 1973-1974	ADOPTED BY THE BOARD OF SUPERVISORS 1973-1974
SALARIES AND EMPLOYEE BENEFITS				
101 SALARIES AND WAGES - PERMANENT	\$ 21,832	\$ 29,251	\$ 249,308	\$ 249,308
102 SALARIES AND WAGES - NONPERMANENT	1,529		296	296
160 RETIREMENT - GENERAL MEMBERS - C.E.R.S.		2,453	19,871	19,871
165 RETIREMENT - D.A.S.D.I.		1,398	13,545	13,545
170 EMPLOYEE GROUP INSURANCE		696	4,794	4,794
175 EMPLOYEE COMPENSATION INSURANCE		61	496	496
TOTAL SALARIES AND EMPLOYEE BENEFITS	\$ 23,361 *	\$ 33,859 *	\$ 288,310 *	\$ 288,310 *
SERVICES AND SUPPLIES				
285 MAINTENANCE - EQUIPMENT OFFICE AND OTHER	\$	\$ 4	\$ 200	\$ 200
295 MEDICAL, DENTAL AND LABORATORY SUPPLIES	3,760	10,300	35,000	35,000
310 OFFICE EXPENSE	285	101	1,000	1,000
315 PROFESSIONAL AND SPECIALIZED SERVICES	15,864	167,258	41,600	41,600
317 PROF SPECIALIZED SERV-INTER DEPARTMENTAL			10,000	10,000
335 SMALL TOOLS AND INSTRUMENTS	2			
340 SPECIAL DEPARTMENTAL EXPENSE		18		
347 TRANSPORTATION AND TRAVEL - EMPLY AUTO	397	403	720	720
348 TRANSPORTATION AND TRAVEL - OTHER		1		
TOTAL SERVICES AND SUPPLIES	\$ 20,308 *	\$ 178,085 *	\$ 88,520 *	\$ 88,520 *
FIXED ASSETS				
510 EQUIPMENT	\$ 2,632	\$ 147	\$ 300,000	\$ 300,000
NO QUAN DESCRIPTION				
01 LOT UNSPECIFIED EQUIPMENT			300,000	300,000
TOTAL FIXED ASSETS	\$ 2,632 *	\$ 147 *	\$ 300,000 *	\$ 300,000 *
TOTAL BUDGET UNIT 5190	\$ 46,301	\$ 212,091	\$ 676,830	\$ 676,830

AGENCY - HEALTH CARE AGENCY

COUNTY OF SAN DIEGO FINAL BUDGET

1973-1974
BUDGET UNIT EXPENDITURE DETAIL
SCHEDULE 6

BUDGET UNIT - 5200 DEPARTMENT OF MEDICAL INSTITUTIONS, COMMUNITY MENTAL HEALTH
FUND - 1001.00 GENERAL FUND

FUNCTION - HEALTH AND SANITATION
ACTIVITY - HEALTH

EXPENDITURE CLASSIFICATION	EXPENDITURES		APPROPRIATIONS	
	ACTUAL EXPENDITURES 1971-1972	ACTUAL EXPENDITURES 1972-1973	EXPENDITURE ESTIMATES RECOMMENDED 1973-1974	ADOPTED BY THE BOARD OF SUPERVISORS 1973-1974
SALARIES AND EMPLOYEE BENEFITS				
101 SALARIES AND WAGES - PERMANENT	\$ 3,849,498	\$ 4,413,781	\$ 7,388,581	\$ 7,388,581
102 SALARIES AND WAGES - NONPERMANENT	77,942	31,718	97,197	97,197
160 RETIREMENT - GENERAL MEMBERS - C.E.R.S.		318,919	476,620	476,620
165 RETIREMENT - O.A.S.D.I.		177,807	330,681	330,681
170 EMPLOYEE GROUP INSURANCE		67,571	118,092	118,092
175 EMPLOYEE COMPENSATION INSURANCE		9,302	14,400	14,400
190 SALARY SAVINGS			400,000-	400,000-
TOTAL SALARIES AND EMPLOYEE BENEFITS	\$ 3,927,440 *	\$ 5,019,098 *	\$ 8,025,571 *	\$ 8,025,571 *
SERVICES AND SUPPLIES				
210 CLOTHING AND PERSONAL SUPPLIES	\$ 6,158	\$ 5,485	\$ 9,700	\$ 9,700
225 FOOD			4,000	4,000
230 HOUSEHOLD EXPENSE	2,076	2,171	12,080	12,080
285 MAINTENANCE - EQUIPMENT OFFICE AND OTHER	278	591	6,750	6,750
290 MAINTENANCE-STRUCTURES IMPROVE GROUNDS	490	1,470	17,060	17,060
295 MEDICAL, DENTAL AND LABORATORY SUPPLIES	6,568	1,470	394,670	394,670
300 MEMBERSHIPS	120	125	205	205
310 OFFICE EXPENSE	5,337	6,493	50,900	50,900
314 E. D. P. COSTS		40,894	59,743	59,743
315 PROFESSIONAL AND SPECIALIZED SERVICES	1,717,549	2,106,303	3,542,441	3,542,441
325 RENTS & LEASES-STRUCTURES IMPROVE GRNDS	12,960	10,800	11,400	11,400
330 RENTS AND LEASES - EQUIPMENT	9,762	16,472	31,177	31,177
335 SMALL TOOLS AND INSTRUMENTS			1,175	1,175
340 SPECIAL DEPARTMENTAL EXPENSE	8,725	16,911	34,920	34,920
344 TRANSPORTATION AND TRAVEL-B/S APPROVED		889	4,558	4,558
345 TRANSPORTATION AND TRAVEL-CAO OR AGY APP		819	1,681	1,681
346 TRANSP AND TRAVEL - IN-CTY & NON-TRAVEL	1,426	1,919	4,100	4,100
347 TRANSPORTATION AND TRAVEL - EMPLY AUTO	11,687	15,331	18,000	18,000
348 TRANSPORTATION AND TRAVEL - OTHER		32	40	40
350 UTILITIES	35		77,760	77,760
TOTAL SERVICES AND SUPPLIES	\$ 1,783,171 *	\$ 2,226,705 *	\$ 4,282,360 *	\$ 4,282,360 *
OTHER CHARGES				
440 SUPPORT AND CARE OF PERSONS	\$ 40,364-	\$ 204,346	\$ 154,014	\$ 154,014
TOTAL OTHER CHARGES	\$ 40,364-*	\$ 204,346 *	\$ 154,014 *	\$ 154,014 *
FIXED ASSETS				
510 EQUIPMENT	\$ 12,583	\$ 24,751	\$ 126,590	\$ 126,590
NO QUAN DESCRIPTION				
01 LOT MINOR EQUIPMENT			21,636	21,636
02 1 CASSETTE TAPE RECORDER			150	150
03 1 CAROUSEL SLIDE PROJECTOR			210	210
04 1 OPAQUE PROJECTOR			425	425
05 62 DESK			11,780	11,780
06 8 TYPEWRITER, 13= MANUAL FACIT			1,856	1,856
07 12 TYPEWRITER, IBM SELECTRIC			7,500	7,500
08 1 GESTEFAX STENCIL MAKER			1,250	1,250
09 1 GESTETNER 466 MIMED MACHINE			1,250	1,250
10 1 LIFE SAVING VALVE, EQUIP.			190	190
11 1 BELL & HOWELL MOVIE PROJECTOR			575	575
12 1 ELDER VALVE, MASK, REGULATOR			240	240

AGENCY - HEALTH CARE AGENCY

COUNTY OF SAN DIEGO FINAL BUDGET
1973-1974
BUDGET UNIT EXPENDITURE DETAIL
SCHEDULE 6

BUDGET UNIT - 5200 DEPARTMENT OF MEDICAL INSTITUTIONS, COMMUNITY MENTAL HEALTH
FUND - 1001.00 GENERAL FUND

FUNCTION - HEALTH AND SANITATION
ACTIVITY - HEALTH

EXPENDITURE CLASSIFICATION	EXPENDITURES		APPROPRIATIONS			
	ACTUAL EXPENDITURES 1971-1972	ACTUAL EXPENDITURES 1972-1973	EXPENDITURE ESTIMATES RECOMMENDED 1973-1974	ADOPTED BY THE BOARD OF SUPERVISORS 1973-1974		
FIXED ASSETS - CONTINUED						
13	1	PORTABLE HOSPITAL SCALE	110	110		
14	1	INSTR. STERILIZER W/TRAY	260	260		
15	2	SEWING MACHINE (WARDS)	330	330		
16	1	POTTER'S WHEEL	267	267		
17	1	R-D SCROLL SAW	373	373		
18	1	CRESS CERAMIC KILN	358	358		
19	1	R-D BELT & DISC SANDER	185	185		
20	LOT	5 PC FURNITURE GROUP	310	310		
21	1	FLOOR MAINTENANCE MACHINE, COMPLETE	473	473		
22	1	VACUUM SWEEPER W/ATTACHMENTS	295	295		
23	1	JANITOR'S CART, COMPLETE	180	180		
24	1	CALCULATOR	550	550		
25	1	PALLET TRUCK, HYDRAULIC	295	295		
26	1	LABEL PRINTING MACHINE	778	778		
27	1	PAPER PUNCH, ELECTRIC	100	100		
28	1	WASTEBASKET, ELECTRIC	300	300		
29	1	POSTAGE MAILING MACHINE A	2,700	2,700		
30	1	POSTAL MAILING SCALE	315	315		
31	5	ADDING MACHINES	1,425	1,425		
32	1	POWER LAWN MOWER	474	474		
33	4	CORNER GROUPS	1,200	1,200		
34	LOT	ADOLESCENT SERVICE	68,250	68,250		
TOTAL FIXED ASSETS			\$ 12,583 *	\$ 24,751 *	\$ 126,590 *	\$ 126,590 *
EXPENDITURE TRANSFERS AND REIMBURSEMENTS						
600 COSTS APPLIED			\$ 2,992-			\$
605 REIMBURSED PROJECTS			\$ 45,597-			
TOTAL EXPENDITURE TRANSFERS AND REIMBURSEMENTS			\$ 48,589-*	\$ *	\$ *	\$ *
TOTAL BUDGET UNIT 5200			\$ 5,634,241	\$ 7,474,900	\$ 12,588,535	\$ 12,588,535

G

AGENCY - HEALTH CARE AGENCY

COUNTY OF SAN DIEGO FINAL BUDGET
1973-1974
BUDGET UNIT EXPENDITURE DETAIL
SCHEDULE 6

BUDGET UNIT - 6000 DEPT OF MEDICAL INST, ADMIN, & GENERAL SERVICES
FUND - 1001.00 GENERAL FUND

FUNCTION - PUBLIC ASSISTANCE
ACTIVITY - HOSPITAL CARE

EXPENDITURE CLASSIFICATION	EXPENDITURES		APPROPRIATIONS	
	ACTUAL EXPENDITURES 1971-1972	ACTUAL EXPENDITURES 1972-1973	EXPENDITURE ESTIMATES RECOMMENDED 1973-1974	ADOPTED BY THE BOARD OF SUPERVISORS 1973-1974
SALARIES AND EMPLOYEE BENEFITS				
101 SALARIES AND WAGES - PERMANENT	\$ 956,797	\$ 1,076,306	\$ 906,361	\$ 906,361
102 SALARIES AND WAGES - NONPERMANENT	30,209	21,233	33,779	33,779
160 RETIREMENT - GENERAL MEMBERS - C.E.R.S.		85,041	59,832	59,832
165 RETIREMENT - O.A.S.D.I.		49,057	41,670	41,670
170 EMPLOYEE GROUP INSURANCE		20,971	16,127	16,127
175 EMPLOYEE COMPENSATION INSURANCE		2,297	1,692	1,692
190 SALARY SAVINGS			135,000-	135,000-
TOTAL SALARIES AND EMPLOYEE BENEFITS	\$ 987,006 *	\$ 1,254,905 *	\$ 924,461 *	\$ 924,461 *
SERVICES AND SUPPLIES				
210 CLOTHING AND PERSONAL SUPPLIES	\$ 2,369	\$ 2,585	\$ 180	\$ 180
215 COMMUNICATIONS	340	9,169		
225 FOOD	2,373	2,423		
230 HOUSEHOLD EXPENSE	12,034	12,642	6,270	6,270
285 MAINTENANCE - EQUIPMENT OFFICE AND OTHER	3,380	2,947	400	400
290 MAINTENANCE-STRUCTURES IMPROVE GROUNDS	16,898	21,076		
295 MEDICAL, DENTAL AND LABORATORY SUPPLIES	208,460	256,893		
300 MEMBERSHIPS	215	225	240	240
310 OFFICE EXPENSE	13,126	15,613	1,200	1,200
314 E. O. P. COSTS	4,548	280	410	410
315 PROFESSIONAL AND SPECIALIZED SERVICES	55,897	39,567	54,270	54,270
330 RENTS AND LEASES - EQUIPMENT	3,478	4,368		
335 SMALL TOOLS AND INSTRUMENTS	363	207		
340 SPECIAL DEPARTMENTAL EXPENSE	1,212	575	600	600
344 TRANSPORTATION AND TRAVEL-B/S APPROVED		119	1,111	1,111
345 TRANSPORTATION AND TRAVEL-CAO OR AGY APP.			850	850
346 TRANSP AND TRAVEL - IN-CTY & NON-TRAVEL	976			
347 TRANSPORTATION AND TRAVEL - EMPLY AUTO	3,221	4,523	3,300	3,300
348 TRANSPORTATION AND TRAVEL - OTHER	170	50	40	40
350 UTILITIES	69,836	77,181		
TOTAL SERVICES AND SUPPLIES	\$ 399,096 *	\$ 450,443 *	\$ 68,871 *	\$ 68,871 *
OTHER CHARGES				
440 SUPPORT AND CARE OF PERSONS	\$ 3,998,000	\$ 2,799,611	\$ 3,785,068	\$ 3,785,068
453 CONTRIBUTIONS TO OTHER AGENCIES	8,049,996	9,458,750	10,357,331	10,357,331
TOTAL OTHER CHARGES	\$ 12,047,996 *	\$ 12,258,361 *	\$ 14,142,399 *	\$ 14,142,399 *
FIXED ASSETS				
510 EQUIPMENT	\$ 5,347	\$ 3,186	\$ 24,865	\$ 24,865
NO QUAN DESCRIPTION				
01 LOT MINOR EQUIPMENT			50	50
02 1 CROSS FOLDER (LAUNDRY)			8,950	8,950
03 1 TWO STATION TRU-FEED SPREADER/FEEDER (LA			15,400	15,400
04 1 DESK			180	180
05 1 ADDING MACHINE			285	285
TOTAL FIXED ASSETS	\$ 5,347 *	\$ 3,186 *	\$ 24,865 *	\$ 24,865 *
EXPENDITURE TRANSFERS AND REIMBURSEMENTS				
600 COSTS APPLIED	\$ 898-	\$	\$	\$
605 REIMBURSED PROJECTS	9,390-			
TOTAL EXPENDITURE TRANSFERS AND REIMBURSEMENTS	\$ 10,288-*	\$ *	\$ *	\$ *
TOTAL BUDGET UNIT 6000	\$ 13,429,157	\$ 13,966,895	\$ 15,160,596	\$ 15,160,596

AGENCY - HEALTH CARE AGENCY

COUNTY OF SAN DIEGO FINAL BUDGET
1973-1974
BUDGET UNIT EXPENDITURE DETAIL
SCHEDULE 6

BUDGET UNIT - 6100 DEPARTMENT OF MEDICAL INSTITUTIONS, S. D. CO - UNIV. HOSP.
FUND - 1001.00 GENERAL FUND

FUNCTION - PUBLIC ASSISTANCE
ACTIVITY - HOSPITAL CARE

EXPENDITURE CLASSIFICATION	EXPENDITURES		APPROPRIATIONS	
	ACTUAL EXPENDITURES 1971-1972	ACTUAL EXPENDITURES 1972-1973	EXPENDITURE ESTIMATES RECOMMENDED 1973-1974	ADOPTED BY THE BOARD OF SUPERVISORS 1973-1974
SALARIES AND EMPLOYEE BENEFITS				
101 SALARIES AND WAGES - PERMANENT	\$ 790,693	\$ 681,427	\$ 695,996	\$ 695,996
102 SALARIES AND WAGES - NONPERMANENT			13,372	13,372
160 RETIREMENT - GENERAL MEMBERS - C.E.R.S.		54,500	50,820	50,820
165 RETIREMENT - D.A.S.D.I.		24,730	31,633	31,633
170 EMPLOYEE GROUP INSURANCE		13,216	13,702	13,702
175 EMPLOYEE COMPENSATION INSURANCE		4		
TOTAL SALARIES AND EMPLOYEE BENEFITS	\$ 790,693 *	\$ 773,877 *	\$ 805,523 *	\$ 805,523 *
EXPENDITURE TRANSFERS AND REIMBURSEMENTS				
605 REIMBURSED PROJECTS	\$ 893,827-	\$ 776,980-	\$ 805,523-	\$ 805,523-
TOTAL EXPENDITURE TRANSFERS AND REIMBURSEMENTS	\$ 893,827-*	\$ 776,980-*	\$ 805,523-*	\$ 805,523-*
TOTAL BUDGET UNIT 6100	\$ 103,134-	\$ 3,103-	\$	\$

AGENCY - HEALTH CARE AGENCY

COUNTY OF SAN DIEGO FINAL BUDGET
1973-1974
BUDGET UNIT EXPENDITURE DETAIL
SCHEDULE 6

BUDGET UNIT - 6500 DEPARTMENT OF MEDICAL INSTITUTIONS, EDMOOR GERIATRIC HOSPITAL
FUND - 1001.00 GENERAL FUND

FUNCTION - PUBLIC ASSISTANCE
ACTIVITY - HOSPITAL CARE

EXPENDITURE CLASSIFICATION	EXPENDITURES		APPROPRIATIONS	
	ACTUAL EXPENDITURES 1971-1972	ACTUAL EXPENDITURES 1972-1973	EXPENDITURE ESTIMATES RECOMMENDED 1973-1974	ADOPTED BY THE BOARD OF SUPERVISORS 1973-1974
SALARIES AND EMPLOYEE BENEFITS				
101 SALARIES AND WAGES - PERMANENT	\$ 2,605,945	\$ 2,733,159	\$ 2,888,448	\$ 2,888,448
102 SALARIES AND WAGES - NONPERMANENT	3,144	2,188		
160 RETIREMENT - GENERAL MEMBERS - C.E.R.S.		219,703	220,029	220,029
165 RETIREMENT - O.A.S.D.I.		136,604	147,614	147,614
170 EMPLOYEE GROUP INSURANCE		66,565	71,136	71,136
175 EMPLOYEE COMPENSATION INSURANCE		5,724	5,634	5,634
TOTAL SALARIES AND EMPLOYEE BENEFITS	\$ 2,609,089 *	\$ 3,163,943 *	\$ 3,332,861 *	\$ 3,332,861 *
SERVICES AND SUPPLIES				
210 CLOTHING AND PERSONAL SUPPLIES	\$ 7,352	\$ 8,470	\$ 8,156	\$ 8,156
215 COMMUNICATIONS		3,016		
225 FOOD	131,110	135,613	128,673	128,673
230 HOUSEHOLD EXPENSE	33,981	30,184	29,377	29,377
285 MAINTENANCE - EQUIPMENT OFFICE AND OTHER	4,240	3,531	3,964	3,964
290 MAINTENANCE - STRUCTURES IMPROVE GROUNDS	23,300	17,101	13,685	13,685
295 MEDICAL, DENTAL AND LABORATORY SUPPLIES	11,588	11,119	13,810	13,810
300 MEMBERSHIPS	7			
305 MISCELLANEOUS EXPENSE	20			
310 OFFICE EXPENSE	3,839	3,639	3,205	3,205
315 PROFESSIONAL AND SPECIALIZED SERVICES	16,598	12,152	16,225	16,225
330 RENTS AND LEASES - EQUIPMENT	1,174	1,708	1,860	1,860
335 SMALL TOOLS AND INSTRUMENTS	547	360	380	380
340 SPECIAL DEPARTMENTAL EXPENSE	3,265	3,258	4,930	4,930
344 TRANSPORTATION AND TRAVEL - B/S APPROVED		169	965	965
346 TRANSP AND TRAVEL - IN-CITY & NON-TRAVEL	280	99	900	900
347 TRANSPORTATION AND TRAVEL - EMPLOY AUTO	476	607	564	564
350 UTILITIES	12,881	10,310	11,305	11,305
TOTAL SERVICES AND SUPPLIES	\$ 250,658 *	\$ 241,336 *	\$ 237,999 *	\$ 237,999 *
OTHER CHARGES				
440 SUPPORT AND CARE OF PERSONS	\$ 2,250	\$ 2,020	\$ 2,640	\$ 2,640
TOTAL OTHER CHARGES	\$ 2,250 *	\$ 2,020 *	\$ 2,640 *	\$ 2,640 *
FIXED ASSETS				
510 EQUIPMENT	\$ 13,567	\$ 6,820	\$ 9,607	\$ 9,607
NO QUAN DESCRIPTION				
01 LOT MINOR EQUIPMENT			4,100	4,100
02 1 AIR CONDITIONER, 10,000 BTU			260	260
03 1 COMPRESSOR, AIR, 10 CFM			480	480
04 1 DOLL, HOSPITAL			300	300
05 3 TYPEWRITER, SELECTRIC			1,875	1,875
06 1 EXERCISE UNIT, HYDRAULIC			375	375
07 6 BED, HI-LO, W/RAILS			1,800	1,800
08 1 TYPEWRITER, MANUAL			242	242
09 1 DESK, STEEL			175	175
TOTAL FIXED ASSETS	\$ 13,567 *	\$ 6,820 *	\$ 9,607 *	\$ 9,607 *
TOTAL BUDGET UNIT 6500	\$ 2,875,564	\$ 3,414,119	\$ 3,583,107	\$ 3,583,107

AGENCY - SPECIAL PUBLIC SERVICES AGENCY

 COUNTY OF SAN DIEGO FINAL BUDGET
 1973-1974
 BUDGET UNIT EXPENDITURE DETAIL
 SCHEDULE 6

 BUDGET UNIT - 0295 SPECIAL PUBLIC SERVICES AGENCY
 FUND - 1001.00 GENERAL FUND

 FUNCTION - GENERAL
 ACTIVITY - LEGISLATIVE AND ADMINISTRATIVE

EXPENDITURE CLASSIFICATION	EXPENDITURES		APPROPRIATIONS	
	ACTUAL EXPENDITURES 1971-1972	ACTUAL EXPENDITURES 1972-1973	EXPENDITURE ESTIMATES RECOMMENDED 1973-1974	ADOPTED BY THE BOARD OF SUPERVISORS 1973-1974
SALARIES AND EMPLOYEE BENEFITS				
101 SALARIES AND WAGES - PERMANENT	\$ 10,010	\$ 59,502	\$ 76,377	\$ 76,377
102 SALARIES AND WAGES - NONPERMANENT	450	5,522	3,356	3,356
160 RETIREMENT - GENERAL MEMBERS - C.E.R.S.		4,935	6,054	6,054
165 RETIREMENT - O.A.S.D.I.		2,374	3,246	3,246
170 EMPLOYEE GROUP INSURANCE		781	1,105	1,105
175 EMPLOYEE COMPENSATION INSURANCE		78	90	90
190 SALARY SAVINGS			308-	308-
TOTAL SALARIES AND EMPLOYEE BENEFITS	\$ 10,460 *	\$ 73,192 *	\$ 89,920 *	\$ 89,920 *
SERVICES AND SUPPLIES				
285 MAINTENANCE - EQUIPMENT OFFICE AND OTHER	\$ 13	\$	\$	\$
305 MISCELLANEOUS EXPENSE	59	6		
310 OFFICE EXPENSE	400	1,085	1,100	1,100
315 PROFESSIONAL AND SPECIALIZED SERVICES		12,350		
340 SPECIAL DEPARTMENTAL EXPENSE		14,587	1,500	1,500
344 TRANSPORTATION AND TRAVEL-B/S APPROVED			500	500
345 TRANSPORTATION AND TRAVEL-CAO OR AGY APP		188	200	200
346 TRANSP AND TRAVEL - IN-CTY & NON-TRAVEL		430		
347 TRANSPORTATION AND TRAVEL - EMPLOY AUTO	115	533	800	800
TOTAL SERVICES AND SUPPLIES	\$ 587 *	\$ 29,179 *	\$ 4,100 *	\$ 4,100 *
OTHER CHARGES				
453 CONTRIBUTIONS TO OTHER AGENCIES	\$	\$	\$ 25,000	\$ 25,000
TOTAL OTHER CHARGES	\$ *	\$ *	\$ 25,000 *	\$ 25,000 *
FIXED ASSETS				
510 EQUIPMENT	\$ 356	\$ 6,320	\$ 885	\$ 885
NO QUAN DESCRIPTION				
01 LOT MINOR EQUIPMENT			50	50
02 1 DESK			210	210
03 1 TYPEWRITER			625	625
TOTAL FIXED ASSETS	\$ 356 *	\$ 6,320 *	\$ 885 *	\$ 885 *
TOTAL BUDGET UNIT 0295	\$ 11,403	\$ 108,691	\$ 119,905	\$ 119,905

AGENCY - SPECIAL PUBLIC SERVICES AGENCY

COUNTY OF SAN DIEGO FINAL BUDGET

1973-1974
BUDGET UNIT EXPENDITURE DETAIL
SCHEDULE 6

BUDGET UNIT - 1000 REGISTRAR OF VOTERS, ADMINISTRATION
FUND - 1001.00 GENERAL FUND

FUNCTION - GENERAL
ACTIVITY - ELECTIONS

EXPENDITURE CLASSIFICATION	EXPENDITURES		APPROPRIATIONS	
	ACTUAL EXPENDITURES 1971-1972	ACTUAL EXPENDITURES 1972-1973	EXPENDITURE ESTIMATES RECOMMENDED 1973-1974	ADOPTED BY THE BOARD OF SUPERVISORS 1973-1974
SALARIES AND EMPLOYEE BENEFITS				
101 SALARIES AND WAGES - PERMANENT	\$ 339,828	\$ 361,936	\$ 446,679	\$ 446,679
102 SALARIES AND WAGES - NONPERMANENT	378,064	379,595	354,221	354,221
160 RETIREMENT - GENERAL MEMBERS - C.E.R.S.		29,711	34,379	34,379
165 RETIREMENT - O.A.S.D.I.		35,203	43,207	43,207
170 EMPLOYEE GROUP INSURANCE		8,891	9,646	9,646
175 EMPLOYEE COMPENSATION INSURANCE		851	919	919
190 SALARY SAVINGS			49,113-	49,113-
TOTAL SALARIES AND EMPLOYEE BENEFITS	\$ 717,892 *	\$ 816,187 *	\$ 839,938 *	\$ 839,938 *
SERVICES AND SUPPLIES				
215 COMMUNICATIONS	\$ 19	\$ 26	\$	\$
285 MAINTENANCE - EQUIPMENT OFFICE AND OTHER	2,317	3,550	65,130	65,130
300 MEMBERSHIPS	110	75	75	75
310 OFFICE EXPENSE	16,047	23,981	24,824	24,824
314 E. D. P. COSTS	154,211	200,226	223,868	223,868
315 PROFESSIONAL AND SPECIALIZED SERVICES	952	621	5,800	77,664
330 RENTS AND LEASES - EQUIPMENT	171,854	109,437	109,486	109,486
340 SPECIAL DEPARTMENTAL EXPENSE	16,754	11,674	28,615	28,615
344 TRANSPORTATION AND TRAVEL-B/S APPROVED		129		
345 TRANSPORTATION AND TRAVEL-CAO OR AGY APP		232		
346 TRANSP AND TRAVEL - IN-CITY & NON-TRAVEL	839	85	800	800
347 TRANSPORTATION AND TRAVEL - EMPLY AUTO	655	320	630	630
348 TRANSPORTATION AND TRAVEL - OTHER	302	29	2,270	2,270
TOTAL SERVICES AND SUPPLIES	\$ 364,060 *	\$ 350,385 *	\$ 461,498 *	\$ 533,362 *
FIXED ASSETS				
510 EQUIPMENT	\$ 430,410	\$ 10,193	\$ 148,222	\$ 148,222
NO QUAN DESCRIPTION				
01 LOT MINOR EQUIPMENT			1,281	6,294
02 BALLOT BAGS			5,100	
03 STEELBOUND SECTIONAL BINS. 36=X54=X8=			675	
04 STEELBOUND STANDARD PLATFORMS 36=X54=			390	
05 1 CALCULATOR			742	742
06 4 MICROFISCHE VIEWERS			1,060	1,060
07 1 525 SQ.FT. ROLL OF RUBBER MATTING			1,780	1,780
08 1 SET OF LOCKERS AND LOCKER RACK			1,000	1,000
09 2 LETTER OPENERS			750	750
10 1 SET OF ROLLER CONVEYOR SECTIONS			4,240	4,240
11 4 TIME STAMP MACHINES			992	992
12 4 VOTRONIC VOTE COUNTING MACHINES			130,212	130,212
13 2 DESKS				350
14 1 TYPEWRITER MANUAL STD 15=				242
15 1 TYPEWRITER ELECTRIC STD 16= OR 17=				560
TOTAL FIXED ASSETS	\$ 430,410 *	\$ 10,193 *	\$ 148,222 *	\$ 148,222 *
TOTAL BUDGET UNIT 1000	\$ 1,512,362	\$ 1,176,765	\$ 1,449,658	\$ 1,521,522

AGENCY - SPECIAL PUBLIC SERVICES AGENCY

 COUNTY OF SAN DIEGO FINAL BUDGET
 1973-1974
 BUDGET UNIT EXPENDITURE DETAIL
 SCHEDULE 6

 BUDGET UNIT - 1010 REGISTRAR OF VOTERS, GENERAL ELECTION
 FUND - 1001.00 GENERAL FUND

EXPENDITURE CLASSIFICATION	EXPENDITURES		APPROPRIATIONS	
	ACTUAL EXPENDITURES 1971-1972	ACTUAL EXPENDITURES 1972-1973	EXPENDITURE ESTIMATES RECOMMENDED 1973-1974	ADOPTED BY THE BOARD OF SUPERVISORS 1973-1974
SERVICES AND SUPPLIES				
310 OFFICE EXPENSE	\$ 2	\$ 64,071	\$	\$
315 PROFESSIONAL AND SPECIALIZED SERVICES		151,323		190,000
320 PUBLICATIONS AND LEGAL NOTICES		13,931		
325 RENTS & LEASES-STRUCTURES IMPROVE GRNDS		25,900		
330 RENTS AND LEASES - EQUIPMENT		1,766		
340 SPECIAL DEPARTMENTAL EXPENSE		108,097		
348 TRANSPORTATION AND TRAVEL - OTHER		8,853		
TOTAL SERVICES AND SUPPLIES	\$ 2 *	\$ 373,941 *	\$ *	\$ 190,000 *
TOTAL BUDGET UNIT 1010	\$ 2	\$ 373,941	\$	\$ 190,000

AGENCY - SPECIAL PUBLIC SERVICES AGENCY

COUNTY OF SAN DIEGO FINAL BUDGET

1973-1974
BUDGET UNIT EXPENDITURE DETAIL
SCHEDULE 6

BUDGET UNIT - 1020 REGISTRAR OF VOTERS, PRIMARY ELECTION
FUND - 1001.00 GENERAL FUND

FUNCTION - GENERAL
ACTIVITY - ELECTIONS

EXPENDITURE CLASSIFICATION	EXPENDITURES		APPROPRIATIONS	
	ACTUAL EXPENDITURES 1971-1972	ACTUAL EXPENDITURES 1972-1973	EXPENDITURE ESTIMATES RECOMMENDED 1973-1974	ADOPTED BY THE BOARD OF SUPERVISORS 1973-1974
SERVICES AND SUPPLIES				
310 OFFICE EXPENSE	\$ 38,609	\$ 221	\$ 89,278	\$ 89,278
315 PROFESSIONAL AND SPECIALIZED SERVICES	132,632		181,500	181,500
320 PUBLICATIONS AND LEGAL NOTICES	19,600		16,546	16,546
325 RENTS & LEASES-STRUCTURES IMPROVE GRNDS	22,530		33,000	33,000
330 RENTS AND LEASES - EQUIPMENT	726		1,075	1,075
340 SPECIAL DEPARTMENTAL EXPENSE	109,137	7,153	155,063	155,063
348 TRANSPORTATION AND TRAVEL - OTHER	7,410		4,775	4,775
TOTAL SERVICES AND SUPPLIES	\$ 330,644 *	\$ 7,374 *	\$ 481,237 *	\$ 481,237 *
TOTAL BUDGET UNIT 1020	\$ 330,644	\$ 7,374	\$ 481,237	\$ 481,237

AGENCY - SPECIAL PUBLIC SERVICES AGENCY

COUNTY OF SAN DIEGO FINAL BUDGET
1973-1974
BUDGET UNIT EXPENDITURE DETAIL
SCHEDULE 6

BUDGET UNIT - 1030 REGISTRAR OF VOTERS, CITY OF SAN DIEGO ELECTIONS
FUND - 1001.00 GENERAL FUND

FUNCTION - GENERAL
ACTIVITY - ELECTIONS

EXPENDITURE CLASSIFICATION	EXPENDITURES		APPROPRIATIONS	
	ACTUAL EXPENDITURES 1971-1972	ACTUAL EXPENDITURES 1972-1973	EXPENDITURE ESTIMATES RECOMMENDED 1973-1974	ADOPTED BY THE BOARD OF SUPERVISORS 1973-1974
SERVICES AND SUPPLIES				
310 OFFICE EXPENSE	\$ 26,031	\$	\$ 39,412	\$ 39,412
315 PROFESSIONAL AND SPECIALIZED SERVICES	94,275		152,250	152,250
325 RENTS & LEASES-STRUCTURES IMPROVE GRNDS	18,690		26,250	26,250
340 SPECIAL DEPARTMENTAL EXPENSE	34,713		59,700	59,700
348 TRANSPORTATION AND TRAVEL - OTHER	2,137		2,200	2,200
TOTAL SERVICES AND SUPPLIES	\$ 175,846 *	\$	* \$ 279,812 *	\$ 279,812 *
TOTAL BUDGET UNIT 1030	\$ 175,846	\$	\$ 279,812	\$ 279,812

AGENCY - SPECIAL PUBLIC SERVICES AGENCY

COUNTY OF SAN DIEGO FINAL BUDGET
1973-1974
BUDGET UNIT EXPENDITURE DETAIL
SCHEDULE 6

BUDGET UNIT - 1040 REGISTRAR OF VOTERS, OTHER ELECTIONS AND PETITIONS
FUND - 1001.00 GENERAL FUND

FUNCTION - GENERAL
ACTIVITY - ELECTIONS

EXPENDITURE CLASSIFICATION	EXPENDITURES		APPROPRIATIONS	
	ACTUAL EXPENDITURES 1971-1972	ACTUAL EXPENDITURES 1972-1973	EXPENDITURE ESTIMATES RECOMMENDED 1973-1974	ADOPTED BY THE BOARD OF SUPERVISORS 1973-1974
SERVICES AND SUPPLIES				
285 MAINTENANCE - EQUIPMENT OFFICE AND OTHER	\$ 39,428	\$ 56,186	\$ 16,500	\$ 16,500
310 OFFICE EXPENSE	93,576	143,976	52,800	52,800
315 PROFESSIONAL AND SPECIALIZED SERVICES	5,156	13,921	4,510	4,510
320 PUBLICATIONS AND LEGAL NOTICES	13,035	21,720	4,620	4,620
325 RENTS & LEASES-STRUCTURES IMPROVE GRNDS	30			
330 RENTS AND LEASES - EQUIPMENT	43,035	55,517	24,200	24,200
340 SPECIAL DEPARTMENTAL EXPENSE	1,499	1,962	1,430	1,430
348 TRANSPORTATION AND TRAVEL - OTHER				
TOTAL SERVICES AND SUPPLIES	\$ 195,759 *	\$ 293,282 *	\$ 104,060 *	\$ 104,060 *
TOTAL BUDGET UNIT 1040	\$ 195,759	\$ 293,282	\$ 104,060	\$ 104,060

AGENCY - SPECIAL PUBLIC SERVICES AGENCY

COUNTY OF SAN DIEGO FINAL BUDGET
1973-1974
BUDGET UNIT EXPENDITURE DETAIL
SCHEDULE 6

BUDGET UNIT - 1500 ADVERTISING COUNTY RESOURCES
FUND - 1001.00 GENERAL FUND

FUNCTION - GENERAL
ACTIVITY - PROMOTION

EXPENDITURE CLASSIFICATION	EXPENDITURES		APPROPRIATIONS	
	ACTUAL EXPENDITURES 1971-1972	ACTUAL EXPENDITURES 1972-1973	EXPENDITURE ESTIMATES RECOMMENDED 1973-1974	ADOPTED BY THE BOARD OF SUPERVISORS 1973-1974
SERVICES AND SUPPLIES				
340 SPECIAL DEPARTMENTAL EXPENSE	\$ 264,531	\$ 136,788	\$ 122,570	\$ 144,570
P01 ECONOMIC DEVELOPMENT CORP				1,000
P02 LOCAL EVENTS				18,570
P03 COMBO				50,000
P04 CONVENTION & VISITORS BUREAU				65,000
P05 SO CALIF VISITORS COUNCIL				10,000
TOTAL SERVICES AND SUPPLIES	\$ 264,531 *	\$ 136,788 *	\$ 122,570 *	\$ 144,570 *
TOTAL BUDGET UNIT 1500	\$ 264,531	\$ 136,788	\$ 122,570	\$ 144,570

AGENCY - SPECIAL PUBLIC SERVICES AGENCY

COUNTY OF SAN DIEGO FINAL BUDGET

1973-1974
BUDGET UNIT EXPENDITURE DETAIL
SCHEDULE 6BUDGET UNIT - 3900 FIRE PROTECTION
FUND - 1001.00 GENERAL FUNDFUNCTION - PUBLIC PROTECTION
ACTIVITY - FIRE PROTECTION

EXPENDITURE CLASSIFICATION	EXPENDITURES		APPROPRIATIONS	
	ACTUAL EXPENDITURES 1971-1972	ACTUAL EXPENDITURES 1972-1973	EXPENDITURE ESTIMATES RECOMMENDED 1973-1974	ADOPTED BY THE BOARD OF SUPERVISORS 1973-1974
SALARIES AND EMPLOYEE BENEFITS				
101 SALARIES AND WAGES - PERMANENT	\$	\$	\$ 25,691	\$ 25,691
160 RETIREMENT - GENERAL MEMBERS - C.E.R.S.			4,028	4,028
165 RETIREMENT - O.A.S.D.I.			2,802	2,802
170 EMPLOYEE GROUP INSURANCE			374	374
175 EMPLOYEE COMPENSATION INSURANCE			57	57
TOTAL SALARIES AND EMPLOYEE BENEFITS	\$ *	\$ *	\$ 32,952 *	\$ 32,952 *
SERVICES AND SUPPLIES				
215 COMMUNICATIONS	\$	\$		\$
280 MAINTENANCE - EQUIPMENT - AUTOMOTIVE	1,004			
285 MAINTENANCE - EQUIPMENT OFFICE AND OTHER	24			
300 MEMBERSHIPS			40	40
310 OFFICE EXPENSE			600	600
330 RENTS AND LEASES - EQUIPMENT	72			
335 SMALL TOOLS AND INSTRUMENTS	967			
340 SPECIAL DEPARTMENTAL EXPENSE	1,173		79,700	79,700
348 TRANSPORTATION AND TRAVEL - OTHER			670	670
TOTAL SERVICES AND SUPPLIES	\$ 3,285 *	\$ *	\$ 81,010 *	\$ 81,010 *
OTHER CHARGES				
453 CONTRIBUTIONS TO OTHER AGENCIES	\$ 1,934-	\$ 260,218	\$ 459,756	\$ 959,756
TOTAL OTHER CHARGES	\$ 1,934-*	\$ 260,218 *	\$ 459,756 *	\$ 959,756 *
FIXED ASSETS				
510 EQUIPMENT	\$ 5,885	\$	\$ 52,680	\$ 52,680
NO QUAN DESCRIPTION				
01 LOT MINOR EQUIP			1,115	1,115
02 1 CALCULATOR			115	115
03 1 DESK EXEC.-6 FT			210	210
04 1 DESK EXEC.			160	160
05 1 DESK, SEC.			170	170
06 1 TRANSCRIBER			260	260
07 1 TYPEWRITER			650	650
08 1 FIRE TRUCK			45,000	45,000
09 2 AUTO, COMPACT			5,000	5,000
TOTAL FIXED ASSETS	\$ 5,885 *	\$ *	\$ 52,680 *	\$ 52,680 *
TOTAL BUDGET UNIT 3900	\$ 7,236	\$ 260,218	\$ 626,398	\$ 1,126,398

AGENCY - SPECIAL PUBLIC SERVICES AGENCY

COUNTY OF SAN DIEGO FINAL BUDGET
1973-1974
BUDGET UNIT EXPENDITURE DETAIL
SCHEDULE 6

BUDGET UNIT - 3910 FIRE PROTECTION, WATERSHED RESOURCES ADVISORY COMMISSION
FUND - 1001.00 GENERAL FUND

FUNCTION - PUBLIC PROTECTION
ACTIVITY - FIRE PROTECTION

EXPENDITURE CLASSIFICATION	EXPENDITURES		APPROPRIATIONS	
	ACTUAL EXPENDITURES 1971-1972	ACTUAL EXPENDITURES 1972-1973	EXPENDITURE ESTIMATES RECOMMENDED 1973-1974	ADOPTED BY THE BOARD OF SUPERVISORS 1973-1974
SERVICES AND SUPPLIES				
205 AGRICULTURAL	\$ 4,032	\$ 19,523	\$	\$
210 CLOTHING AND PERSONAL SUPPLIES		136		
280 MAINTENANCE - EQUIPMENT - AUTOMOTIVE	4	2,916		
285 MAINTENANCE - EQUIPMENT OFFICE AND OTHER	567	324		
295 MEDICAL, DENTAL AND LABORATORY SUPPLIES		26		
300 MEMBERSHIPS	317	317		
310 OFFICE EXPENSE	26			
315 PROFESSIONAL AND SPECIALIZED SERVICES	4,204	2,500		
330 RENTS AND LEASES - EQUIPMENT	5,845	26,472		
335 SMALL TOOLS AND INSTRUMENTS	146	212		
340 SPECIAL DEPARTMENTAL EXPENSE	2,239	250		
344 TRANSPORTATION AND TRAVEL-B/S APPROVED		350		
345 TRANSPORTATION AND TRAVEL-CAO OR AGY APP		813		
346 TRANSP AND TRAVEL - IN-CITY & NON-TRAVEL	854			
347 TRANSPORTATION AND TRAVEL - EMPLY AUTO	1,041	1,337		
348 TRANSPORTATION AND TRAVEL - OTHER	413	669		
TOTAL SERVICES AND SUPPLIES	\$ 19,688 *	\$ 55,845 *	\$	\$ *
TOTAL BUDGET UNIT 3910	\$ 19,688	\$ 55,845	\$	\$

AGENCY - SPECIAL PUBLIC SERVICES AGENCY

COUNTY OF SAN DIEGO FINAL BUDGET

1973-1974
BUDGET UNIT EXPENDITURE DETAIL
SCHEDULE 6BUDGET UNIT - 4100 SAN DIEGO COUNTY DEPARTMENT OF AGRICULTURE
FUND - 1001.00 GENERAL FUNDFUNCTION - PUBLIC PROTECTION
ACTIVITY - PROTECTIVE INSPECTION

EXPENDITURE CLASSIFICATION	EXPENDITURES		APPROPRIATIONS	
	ACTUAL EXPENDITURES 1971-1972	ACTUAL EXPENDITURES 1972-1973	EXPENDITURE ESTIMATES RECOMMENDED 1973-1974	ADOPTED BY THE BOARD OF SUPERVISORS 1973-1974
SALARIES AND EMPLOYEE BENEFITS				
101 SALARIES AND WAGES - PERMANENT	\$ 783,615	\$ 873,497	\$ 948,436	\$ 948,436
102 SALARIES AND WAGES - NONPERMANENT	14,774	36,270	21,191	21,191
160 RETIREMENT - GENERAL MEMBERS - C.E.R.S.		72,558	72,544	72,544
165 RETIREMENT - O.A.S.D.I.		35,679	48,657	48,657
170 EMPLOYEE GROUP INSURANCE		15,423	16,575	16,575
175 EMPLOYEE COMPENSATION INSURANCE		1,087	1,083	1,083
190 SALARY SAVINGS			45,000-	45,000-
TOTAL SALARIES AND EMPLOYEE BENEFITS	\$ 798,389 *	\$ 1,034,514 *	\$ 1,063,486 *	\$ 1,063,486 *
SERVICES AND SUPPLIES				
205 AGRICULTURAL	\$ 50,354	\$ 54,458	\$ 66,000	\$ 66,000
210 CLOTHING AND PERSONAL SUPPLIES	75	835	200	200
215 COMMUNICATIONS	16	63	270	270
230 HOUSEHOLD EXPENSE	711	1,608	1,000	1,000
280 MAINTENANCE - EQUIPMENT - AUTOMOTIVE	75	125	250	250
285 MAINTENANCE - EQUIPMENT OFFICE AND OTHER	881	931	1,100	1,100
290 MAINTENANCE - STRUCTURES IMPROVE GROUNDS	1			
295 MEDICAL, DENTAL AND LABORATORY SUPPLIES	633	936	700	700
300 MEMBERSHIPS		18	40	40
310 OFFICE EXPENSE	7,623	8,568	7,200	7,200
315 PROFESSIONAL AND SPECIALIZED SERVICES	1,500	1,988	10,000	10,000
330 RENTS AND LEASES - EQUIPMENT	16	109	10,500	10,500
335 SMALL TOOLS AND INSTRUMENTS	89	497	980	980
340 SPECIAL DEPARTMENTAL EXPENSE	1,296	2,319	32,965	32,965
344 TRANSPORTATION AND TRAVEL - B/S APPROVED		1,189		
345 TRANSPORTATION AND TRAVEL - CAD OR AGY APP		1,574		
346 TRANSP AND TRAVEL - IN-CITY & NON-TRAVEL	3,341	648	2,851	2,851
347 TRANSPORTATION AND TRAVEL - EMPLY AUTO	46,413	48,186	60,650	60,650
348 TRANSPORTATION AND TRAVEL - OTHER	1,156	1,137	1,593	1,593
TOTAL SERVICES AND SUPPLIES	\$ 114,180 *	\$ 125,189 *	\$ 196,299 *	\$ 196,299 *
FIXED ASSETS				
510 EQUIPMENT	\$ 1,664	\$ 5,734	\$ 4,645	\$ 4,645
NO QUAN DESCRIPTION				
01 LOT MINOR ITEMS			80	80
02 1 ADDING MACHINE W/AUTOMATIC MULTIPLICATIO			420	420
03 1 CAMERA			220	220
04 1 MICROTOME			800	800
05 1 TWO PORTABLE EGG CANDLERS			275	275
06 1 COMMERCIAL GARBAGE DISPOSAL			600	600
07 1 PROVER LIQUEFIED PETROLEUM GAS 20 GAL			1,850	1,850
08 1 SCALE EQUAL ARM 20 LBS CAP.			400	400
TOTAL FIXED ASSETS	\$ 1,664 *	\$ 5,734 *	\$ 4,645 *	\$ 4,645 *
EXPENDITURE TRANSFERS AND REIMBURSEMENTS				
600 COSTS APPLIED	\$ 79,039-	\$ 81,893-	\$ 194,900-	\$ 194,900-
605 REIMBURSED PROJECTS	7,841-			
TOTAL EXPENDITURE TRANSFERS AND REIMBURSEMENTS	\$ 86,880-*	\$ 81,893-*	\$ 194,900-*	\$ 194,900-*
TOTAL BUDGET UNIT 4100	\$ 827,353	\$ 1,083,544	\$ 1,069,530	\$ 1,069,530

AGENCY - SPECIAL PUBLIC SERVICES AGENCY

COUNTY OF SAN DIEGO FINAL BUDGET
1973-1974
BUDGET UNIT EXPENDITURE DETAIL
SCHEDULE 6

BUDGET UNIT - 4300 COUNTY VETERINARIAN
FUND - 1001.00 GENERAL FUND

FUNCTION - PUBLIC PROTECTION
ACTIVITY - PROTECTIVE INSPECTION

EXPENDITURE CLASSIFICATION	EXPENDITURES		APPROPRIATIONS	
	ACTUAL EXPENDITURES 1971-1972	ACTUAL EXPENDITURES 1972-1973	EXPENDITURE ESTIMATES RECOMMENDED 1973-1974	ADOPTED BY THE BOARD OF SUPERVISORS 1973-1974
SALARIES AND EMPLOYEE BENEFITS				
101 SALARIES AND WAGES - PERMANENT	\$ 548,587	\$ 625,063	\$ 824,909	\$ 822,724
102 SALARIES AND WAGES - NONPERMANENT	19,222	40,923	25,254	61,854
160 RETIREMENT - GENERAL MEMBERS - C.E.R.S.		51,813	58,794	58,794
165 RETIREMENT - O.A.S.D.I.		32,515	41,591	43,732
170 EMPLOYEE GROUP INSURANCE		12,469	15,455	15,455
175 EMPLOYEE COMPENSATION INSURANCE		797	897	941
190 SALARY SAVINGS			10,000-	10,000-
TOTAL SALARIES AND EMPLOYEE BENEFITS	\$ 567,809 *	\$ 763,580 *	\$ 956,900 *	\$ 993,500 *
SERVICES AND SUPPLIES				
210 CLOTHING AND PERSONAL SUPPLIES	\$ 174	\$ 48	\$ 643	\$ 643
215 COMMUNICATIONS	10	15	26	26
230 HOUSEHOLD EXPENSE	2,265	1,619	3,630	3,630
285 MAINTENANCE - EQUIPMENT OFFICE AND OTHER	333	826	600	600
290 MAINTENANCE-STRUCTURES IMPROVE GROUNDS	14			
295 MEDICAL, DENTAL AND LABORATORY SUPPLIES	13,170	4,594	4,000	4,000
310 OFFICE EXPENSE	8,276	6,603	8,550	8,550
314 E. D. P. COSTS	10,424	8,364	8,035	8,035
315 PROFESSIONAL AND SPECIALIZED SERVICES	6,823	6,680	12,000	12,000
340 SPECIAL DEPARTMENTAL EXPENSE	8,076	33,953	37,134	37,134
344 TRANSPORTATION AND TRAVEL-B/S APPROVED		804		
345 TRANSPORTATION AND TRAVEL-CAO OR AGY APP		384		
346 TRANSP AND TRAVEL - IN-CTY & NON-TRAVEL	1,114		1,500	1,500
347 TRANSPORTATION AND TRAVEL - EMPLOY AUTO	6,616	7,086	8,000	8,000
TOTAL SERVICES AND SUPPLIES	\$ 57,295 *	\$ 70,976 *	\$ 84,118 *	\$ 84,118 *
FIXED ASSETS				
510 EQUIPMENT	\$ 5,462	\$ 17,263	\$ 14,963	\$ 21,363
NO QUAN DESCRIPTION				
01 LOT MINOR EQUIPMENT			4,052	4,053
02 4 DESKS LARGE			840	840
03 6 DESKS W/TYPEWRITER ATTACHMT			1,260	1,260
04 4 DESKS REGULAR			700	700
05 1 CALCULATOR			830	830
06 1 INTERCOM SYSTEM			1,500	1,500
07 7 EXTRA LONG RANGE PROJECTOR			1,365	1,365
08 7 SHORT RANGE PROJECTOR			861	861
09 3 TYPEWRITERS ELECTRIC			1,680	1,680
10 1 MICROSCOPE STAGE			125	125
11 1 FEED TANK			1,000	1,000
12 1 SURGICAL SINK TABLE			750	750
13 3 CASH REGISTERS				6,399
TOTAL FIXED ASSETS	\$ 5,462 *	\$ 17,263 *	\$ 14,963 *	\$ 21,363 *
EXPENDITURE TRANSFERS AND REIMBURSEMENTS				
600 COSTS APPLIED	\$ 822-	\$	\$	\$
605 REIMBURSED PROJECTS	3,898-			
TOTAL EXPENDITURE TRANSFERS AND REIMBURSEMENTS	\$ 4,720*	\$ *	\$ *	\$ *
TOTAL BUDGET UNIT 4300	\$ 625,846	\$ 851,819	\$ 1,055,981	\$ 1,098,981

AGENCY - SPECIAL PUBLIC SERVICES AGENCY

COUNTY OF SAN DIEGO FINAL BUDGET

1973-1974

BUDGET UNIT EXPENDITURE DETAIL
SCHEDULE 6

BUDGET UNIT - 4400 SEALER OF WEIGHTS AND MEASURES
FUND - 1001.00 GENERAL FUND

FUNCTION - PUBLIC PROTECTION
ACTIVITY - PROTECTIVE INSPECTION

EXPENDITURE CLASSIFICATION	EXPENDITURES		APPROPRIATIONS	
	ACTUAL EXPENDITURES 1971-1972	ACTUAL EXPENDITURES 1972-1973	EXPENDITURE ESTIMATES RECOMMENDED 1973-1974	ADOPTED BY THE BOARD OF SUPERVISORS 1973-1974
SERVICES AND SUPPLIES				
347 TRANSPORTATION AND TRAVEL - EMPLY AUTO	\$	\$ 623	\$	\$
TOTAL SERVICES AND SUPPLIES	\$ *	\$ 623 *	\$ *	\$ *
TOTAL BUDGET UNIT 4400	\$	\$ 623	\$	\$

AGENCY - SPECIAL PUBLIC SERVICES AGENCY

COUNTY OF SAN DIEGO FINAL BUDGET
 1973-1974
 BUDGET UNIT EXPENDITURE DETAIL
 SCHEDULE 6

BUDGET UNIT - 4450 SAN DIEGO COUNTY GRAZING ADVISORY BOARD
 FUND - 1200.00 GRAZING LANDS

FUNCTION - PUBLIC PROTECTION
 ACTIVITY - OTHER PROTECTION

EXPENDITURE CLASSIFICATION	EXPENDITURES		APPROPRIATIONS	
	ACTUAL EXPENDITURES 1971-1972	ACTUAL EXPENDITURES 1972-1973	EXPENDITURE ESTIMATES RECOMMENDED 1973-1974	ADOPTED BY THE BOARD OF SUPERVISORS 1973-1974
OTHER CHARGES				
453 CONTRIBUTIONS TO OTHER AGENCIES	\$	\$	\$ 16,750	\$ 16,750
TOTAL OTHER CHARGES	\$	\$ *	\$ 16,750 *	\$ 16,750 *
TOTAL BUDGET UNIT 4450	\$	\$	\$ 16,750	\$ 16,750

AGENCY - SPECIAL PUBLIC SERVICES AGENCY

COUNTY OF SAN DIEGO FINAL BUDGET

1973-1974
BUDGET UNIT EXPENDITURE DETAIL
SCHEDULE 6

BUDGET UNIT - 4620 PUBLIC ADMINISTRATOR
FUND - 1001.00 GENERAL FUND

FUNCTION - PUBLIC PROTECTION
ACTIVITY - OTHER PROTECTION

EXPENDITURE CLASSIFICATION	EXPENDITURES		APPROPRIATIONS	
	ACTUAL EXPENDITURES 1971-1972	ACTUAL EXPENDITURES 1972-1973	EXPENDITURE ESTIMATES RECOMMENDED 1973-1974	ADOPTED BY THE BOARD OF SUPERVISORS 1973-1974
SALARIES AND EMPLOYEE BENEFITS				
101 SALARIES AND WAGES - PERMANENT	\$ 286,103	\$ 308,077	\$ 335,298	\$ 335,298
102 SALARIES AND WAGES - NONPERMANENT	1,716	1,214	1,980	1,980
160 RETIREMENT - GENERAL MEMBERS - C.E.R.S.		25,582	26,292	26,292
165 RETIREMENT - O.A.S.D.I.		12,963	16,529	16,529
170 EMPLOYEE GROUP INSURANCE		6,029	6,409	6,409
175 EMPLOYEE COMPENSATION INSURANCE		369	388	388
190 SALARY SAVINGS			18,966	18,966
TOTAL SALARIES AND EMPLOYEE BENEFITS	\$ 287,819 *	\$ 354,234 *	\$ 367,930 *	\$ 367,930 *
SERVICES AND SUPPLIES				
210 CLOTHING AND PERSONAL SUPPLIES	\$ 24	\$ 55	\$ 150	\$ 150
215 COMMUNICATIONS	251	200	150	150
245 INSURANCE - PUBLIC LIABILITY	867	1,234	1,200	1,200
285 MAINTENANCE - EQUIPMENT OFFICE AND OTHER	671	633	700	700
300 MEMBERSHIPS	25	25	25	25
310 OFFICE EXPENSE	6,642	6,928	7,100	7,100
315 PROFESSIONAL AND SPECIALIZED SERVICES	180	330	420	420
320 PUBLICATIONS AND LEGAL NOTICES	691	621	735	735
330 RENTS AND LEASES - EQUIPMENT	711	1,043	1,000	1,000
340 SPECIAL DEPARTMENTAL EXPENSE	397	315	1,300	1,300
344 TRANSPORTATION AND TRAVEL - B/S APPROVED		205		
345 TRANSPORTATION AND TRAVEL - CAD OR AGY APP		104		
346 TRANSP AND TRAVEL - IN-CITY & NON-TRAVEL	493	70	574	574
348 TRANSPORTATION AND TRAVEL - OTHER			30	30
TOTAL SERVICES AND SUPPLIES	\$ 10,952 *	\$ 11,763 *	\$ 13,384 *	\$ 13,384 *
FIXED ASSETS				
510 EQUIPMENT	\$ 1,449	\$ 3,250	\$ 14,800	\$ 14,800
NO QUAN DESCRIPTION				
01 LOT MINOR EQUIPMENT			10,714	10,714
02 2 CHAIR, EXECUTIVE, STEEL, UPHOLSTERED			310	310
03 1 CHAIR, EXECUTIVE, WOOD, UPHOLSTERED			225	225
04 2 DESK, TYPEWRITER, STEEL			350	350
05 1 DESK, EXECUTIVE, STEEL 30 X 60			148	148
06 1 COUCH			225	225
07 1 CREDENZA, WOOD			225	225
08 1 CALCULATOR, 10 KEY, ELECTRONIC, PRINTOUT			438	438
09 1 CALCULATOR, ELECTRONIC, VISUAL			215	215
10 1 ADDING MACHINE, 10 KEY			220	220
11 1 TYPEWRITER, ELECTRIC			610	610
12 2 FANS, FLOOR, PEDESTAL			220	220
13 1 CABINET, GUN, 84 X 72 X 18			350	350
14 1 VAULT JACK, HYDRAULIC			550	550
TOTAL FIXED ASSETS	\$ 1,449 *	\$ 3,250 *	\$ 14,800 *	\$ 14,800 *
TOTAL BUDGET UNIT 4620	\$ 300,220	\$ 369,247	\$ 396,114	\$ 396,114

AGENCY - SPECIAL PUBLIC SERVICES AGENCY

COUNTY OF SAN DIEGO FINAL BUDGET
1973-1974
BUDGET UNIT EXPENDITURE DETAIL
SCHEDULE 6

BUDGET UNIT - 4700 OFFICE OF EMERGENCY SERVICES
FUND - 1001.00 GENERAL FUND

FUNCTION - PUBLIC PROTECTION
ACTIVITY - OTHER PROTECTION

EXPENDITURE CLASSIFICATION	EXPENDITURES		APPROPRIATIONS	
	ACTUAL EXPENDITURES 1971-1972	ACTUAL EXPENDITURES 1972-1973	EXPENDITURE ESTIMATES RECOMMENDED 1973-1974	ADOPTED BY THE BOARD OF SUPERVISORS 1973-1974
SALARIES AND EMPLOYEE BENEFITS				
101 SALARIES AND WAGES - PERMANENT	\$ 135,421	\$ 123,582	\$ 144,830	\$ 144,830
102 SALARIES AND WAGES - NONPERMANENT	346			
160 RETIREMENT - GENERAL MEMBERS - C.E.R.S.		10,344	10,701	10,701
165 RETIREMENT - O.A.S.D.I.		4,949	6,812	6,812
170 EMPLOYEE GROUP INSURANCE		1,917	2,431	2,431
175 EMPLOYEE COMPENSATION INSURANCE		147	153	153
190 SALARY SAVINGS			690-	690-
TOTAL SALARIES AND EMPLOYEE BENEFITS	\$ 135,767 *	\$ 140,939 *	\$ 164,237 *	\$ 164,237 *
SERVICES AND SUPPLIES				
215 COMMUNICATIONS	\$	\$ 3,093	\$	\$
225 FOOD	693	709	964	964
230 HOUSEHOLD EXPENSE		13,192		
280 MAINTENANCE - EQUIPMENT - AUTOMOTIVE	3	105		
285 MAINTENANCE - EQUIPMENT OFFICE AND OTHER	1,119	1,118	1,485	1,485
290 MAINTENANCE-STRUCTURES IMPROVE GROUNDS	309	221		
295 MEDICAL, DENTAL AND LABORATORY SUPPLIES	185	239		
300 MEMBERSHIPS	50	105	110	110
310 OFFICE EXPENSE	4,069	5,191	5,300	5,300
314 E. D. P. COSTS	1,004	766	732	732
315 PROFESSIONAL AND SPECIALIZED SERVICES	519	424	418	418
325 RENTS & LEASES-STRUCTURES IMPROVE GRNDS	16,860		15,787	15,787
330 RENTS AND LEASES - EQUIPMENT	378	2,825	3,360	3,360
335 SMALL TOOLS AND INSTRUMENTS	41			
340 SPECIAL DEPARTMENTAL EXPENSE	1,895	2,750	2,000	2,000
344 TRANSPORTATION AND TRAVEL-B/S APPROVED		1,504		
345 TRANSPORTATION AND TRAVEL-CAO OR AGY APP		311		
346 TRANSP AND TRAVEL - IN-CTY & NON-TRAVEL	1,790	20	1,645	1,645
348 TRANSPORTATION AND TRAVEL - OTHER	92	42	50	50
350 UTILITIES				
TOTAL SERVICES AND SUPPLIES	\$ 29,027 *	\$ 32,615 *	\$ 31,851 *	\$ 31,851 *
FIXED ASSETS				
510 EQUIPMENT	\$ 795	\$ 4,425	\$ 3,965	\$ 3,965
NO QUAN DESCRIPTION				
01 LOT MINOR EQUIPMENT			660	660
02 LOT SURPLUS PROPERTY			1,000	1,000
03 2 ALPHA COUNTER			1,430	1,430
04 1 TYPEWRITER, ELECTRIC			600	600
05 1 TYPEWRITER, ELEC. PORT. BTRY SUP.			275	275
530 STRUCTURES AND IMPROVEMENTS	13,248	12,942		
TOTAL FIXED ASSETS	\$ 14,043 *	\$ 17,367 *	\$ 3,965 *	\$ 3,965 *
TOTAL BUDGET UNIT 4700	\$ 178,837	\$ 190,921	\$ 200,053	\$ 200,053

AGENCY - SPECIAL PUBLIC SERVICES AGENCY

COUNTY OF SAN DIEGO FINAL BUDGET

1973-1974
BUDGET UNIT EXPENDITURE DETAIL
SCHEDULE 6

BUDGET UNIT - 4800 FISH AND GAME COMMISSION
FUND - 1210.00 FISH AND GAME

FUNCTION - PUBLIC PROTECTION
ACTIVITY - OTHER PROTECTION

EXPENDITURE CLASSIFICATION	EXPENDITURES		APPROPRIATIONS	
	ACTUAL EXPENDITURES 1971-1972	ACTUAL EXPENDITURES 1972-1973	EXPENDITURE ESTIMATES RECOMMENDED 1973-1974	ADOPTED BY THE BOARD OF SUPERVISORS 1973-1974
SERVICES AND SUPPLIES				
285 MAINTENANCE - EQUIPMENT OFFICE AND OTHER	\$ 127	\$	\$	\$
290 MAINTENANCE-STRUCTURES IMPROVE GROUNDS	141		670	670
340 SPECIAL DEPARTMENTAL EXPENSE	50	158		
TOTAL SERVICES AND SUPPLIES	\$ 318 *	\$ 158 *	\$ 670 *	\$ 670 *
OTHER CHARGES				
453 CONTRIBUTIONS TO OTHER AGENCIES	\$ 6,900	\$ 5,400	\$ 10,315	\$ 10,315
TOTAL OTHER CHARGES	\$ 6,900 *	\$ 5,400 *	\$ 10,315 *	\$ 10,315 *
FIXED ASSETS				
510 EQUIPMENT	\$	\$ 1,451	\$ 9,795	\$ 9,795
NO. QUAN DESCRIPTION				
01 LOT MINOR EQUIPMENT			101	101
02 1 AERTOR-COMPRESSOR			5,000	5,000
03 2 PROJECTOR			420	420
04 1 SONIC SPOTTER			175	175
05 1 SONIC RECEIVER/TAGS			1,905	1,905
06 4 CAMERA			1,780	1,780
07 2 SCUBA UNITS			414	414
TOTAL FIXED ASSETS	\$ *	\$ 1,451 *	\$ 9,795 *	\$ 9,795 *
TOTAL BUDGET UNIT 4800	\$ 7,218	\$ 7,009	\$ 20,780	\$ 20,780

AGENCY - SPECIAL PUBLIC SERVICES AGENCY

 COUNTY OF SAN DIEGO FINAL BUDGET
 1973-1974
 BUDGET UNIT EXPENDITURE DETAIL
 SCHEDULE 6

 BUDGET UNIT - 7150 COUNTY LIBRARY
 FUND - 1220.00 COUNTY LIBRARY

 FUNCTION - EDUCATION
 ACTIVITY - LIBRARY SERVICES

EXPENDITURE CLASSIFICATION	EXPENDITURES		APPROPRIATIONS	
	ACTUAL EXPENDITURES 1971-1972	ACTUAL EXPENDITURES 1972-1973	EXPENDITURE ESTIMATES RECOMMENDED 1973-1974	ADOPTED BY THE BOARD OF SUPERVISORS 1973-1974
SALARIES AND EMPLOYEE BENEFITS				
101 SALARIES AND WAGES - PERMANENT	\$ 794,013	\$ 945,151	\$ 1,148,676	\$ 1,148,676
102 SALARIES AND WAGES - NONPERMANENT	104,190	92,177	38,664	38,664
160 RETIREMENT - GENERAL MEMBERS - C.E.R.S.	64,582	74,096	84,528	84,528
165 RETIREMENT - O.A.S.D.I.	42,294	52,514	63,558	63,558
170 EMPLOYEE GROUP INSURANCE	19,063	26,375	31,607	31,607
175 EMPLOYEE COMPENSATION INSURANCE	1,025	1,241	1,366	1,366
TOTAL SALARIES AND EMPLOYEE BENEFITS	\$ 1,025,167 *	\$ 1,191,554 *	\$ 1,368,399 *	\$ 1,368,399 *
SERVICES AND SUPPLIES				
215 COMMUNICATIONS	\$	\$ 6,888	\$ 10,415	\$ 10,415
230 HOUSEHOLD EXPENSE	118,865	87,308	108,090	108,090
242 INSURANCE - INDIVIDUAL AND BLANKET BONDS	49	54	78	78
244 INSURANCE - COUNTY PROPERTY	1,313	1,311	1,500	1,500
245 INSURANCE - PUBLIC LIABILITY	4,383	4,547	6,106	6,106
280 MAINTENANCE - EQUIPMENT - AUTOMOTIVE	3,958	5,349	5,240	5,240
285 MAINTENANCE - EQUIPMENT OFFICE AND OTHER	4,298	5,427	5,200	5,200
290 MAINTENANCE-STRUCTURES IMPROVE GROUNDS	231	47,603	48,562	48,562
300 MEMBERSHIPS	28	21	50	50
305 MISCELLANEOUS EXPENSE	322	273	400	400
310 OFFICE EXPENSE	37,041	63,529	80,886	80,886
314 E. D. P. COSTS	4,704	4,296	4,764	4,764
315 PROFESSIONAL AND SPECIALIZED SERVICES	69,047	45,751	44,856	44,856
325 RENTS & LEASES-STRUCTURES IMPROVE GRNDS	134,686	138,006	147,957	147,957
330 RENTS AND LEASES - EQUIPMENT		634	1,500	1,500
335 SMALL TOOLS AND INSTRUMENTS	78	220	400	400
340 SPECIAL DEPARTMENTAL EXPENSE	335,852	432,333	478,560	634,560
344 TRANSPORTATION AND TRAVEL-B/S APPROVED		101		
345 TRANSPORTATION AND TRAVEL-CAO OR AGY APP		224		
346 TRANSP AND TRAVEL - IN-CITY & NON-TRAVEL	1,058	750	900	900
347 TRANSPORTATION AND TRAVEL - EMPLY AUTO	8,421	10,978	10,300	10,300
348 TRANSPORTATION AND TRAVEL - OTHER		2		
350 UTILITIES	37,405	37,519	44,201	44,201
TOTAL SERVICES AND SUPPLIES	\$ 761,739 *	\$ 893,124 *	\$ 999,965 *	\$ 1,155,965 *
OTHER CHARGES				
462 JUDGEMENTS	\$ 3	\$ 47	\$ 100	\$ 100
467 TAXES AND ASSESSMENTS	714	1,313	1,100	1,100
TOTAL OTHER CHARGES	\$ 717 *	\$ 1,360 *	\$ 1,200 *	\$ 1,200 *
FIXED ASSETS				
510 EQUIPMENT	\$ 20,611	\$ 32,223	\$ 27,704	\$ 27,704
NO QUAN DESCRIPTION				
01 LOT MINOR EQUIPMENT			18,000	18,000
02 1 METRO VAN 1500			6,825	6,825
03 3 MICROFILM CAMERA			2,616	2,616
04 1 35MM CAMERA			263	263
TOTAL FIXED ASSETS	\$ 20,611 *	\$ 32,223 *	\$ 27,704 *	\$ 27,704 *
EXPENDITURE TRANSFERS AND REIMBURSEMENTS				
600 COSTS APPLIED	\$ 121-	\$ 441-	\$	\$

AGENCY - SPECIAL PUBLIC SERVICES AGENCY

COUNTY OF SAN DIEGO FINAL BUDGET
1973-1974
BUDGET UNIT EXPENDITURE DETAIL
SCHEDULE 6

BUDGET UNIT - 7150 COUNTY LIBRARY
FUND - 1220.00 COUNTY LIBRARY

FUNCTION - EDUCATION
ACTIVITY - LIBRARY SERVICES

EXPENDITURE CLASSIFICATION	EXPENDITURES		APPROPRIATIONS	
	ACTUAL EXPENDITURES 1971-1972	ACTUAL EXPENDITURES 1972-1973	EXPENDITURE ESTIMATES RECOMMENDED 1973-1974	ADOPTED BY THE BOARD OF SUPERVISORS 1973-1974
EXPENDITURE TRANSFERS AND REIMBURSEMENTS - CONTINUED				
605 REIMBURSED PROJECTS				
TOTAL EXPENDITURE TRANSFERS AND REIMBURSEMENTS	\$ 37,828-	\$ 441-*	\$ *	\$ *
TOTAL BUDGET UNIT 7150	\$ 1,770,285	\$ 2,117,820	\$ 2,397,268	\$ 2,553,268

AGENCY - SPECIAL PUBLIC SERVICES AGENCY

 COUNTY OF SAN DIEGO FINAL BUDGET
 1973-1974
 BUDGET UNIT EXPENDITURE DETAIL
 SCHEDULE 6

 BUDGET UNIT - 7151 GOVERNMENTAL REFERENCE LIBRARY
 FUND - 1001.00 GENERAL FUND

 FUNCTION - EDUCATION
 ACTIVITY - LIBRARY SERVICES

EXPENDITURE CLASSIFICATION	EXPENDITURES		APPROPRIATIONS	
	ACTUAL EXPENDITURES 1971-1972	ACTUAL EXPENDITURES 1972-1973	EXPENDITURE ESTIMATES RECOMMENDED 1973-1974	ADOPTED BY THE BOARD OF SUPERVISORS 1973-1974
SERVICES AND SUPPLIES				
340 SPECIAL DEPARTMENTAL EXPENSE	\$	\$ 21,929	\$ 27,343	\$ 27,343
TOTAL SERVICES AND SUPPLIES	\$ *	\$ 21,929 *	\$ 27,343 *	\$ 27,343 *
TOTAL BUDGET UNIT 7151	\$	\$ 21,929	\$ 27,343	\$ 27,343

AGENCY - SPECIAL PUBLIC SERVICES AGENCY

COUNTY OF SAN DIEGO FINAL BUDGET

1973-1974
BUDGET UNIT EXPENDITURE DETAIL
SCHEDULE 6

BUDGET UNIT - 7200 FARM ADVISOR
FUND - 1001.00 GENERAL FUND

FUNCTION - EDUCATION
ACTIVITY - AGRICULTURAL EDUCATION

EXPENDITURE CLASSIFICATION	EXPENDITURES		APPROPRIATIONS	
	ACTUAL EXPENDITURES 1971-1972	ACTUAL EXPENDITURES 1972-1973	EXPENDITURE ESTIMATES RECOMMENDED 1973-1974	ADOPTED BY THE BOARD OF SUPERVISORS 1973-1974
SALARIES AND EMPLOYEE BENEFITS				
101 SALARIES AND WAGES - PERMANENT	\$ 59,179	\$ 59,817	\$ 79,335	\$ 79,335
102 SALARIES AND WAGES - NONPERMANENT	1,967	1,778		
160 RETIREMENT - GENERAL MEMBERS - C.E.R.S.		5,068	6,282	6,282
165 RETIREMENT - O.A.S.D.I.		3,395	4,370	4,370
170 EMPLOYEE GROUP INSURANCE		1,836	2,135	2,135
175 EMPLOYEE COMPENSATION INSURANCE		74	88	88
190 SALARY SAVINGS			345	345
TOTAL SALARIES AND EMPLOYEE BENEFITS	\$ 61,146 *	\$ 71,968 *	\$ 91,865 *	\$ 91,865 *
SERVICES AND SUPPLIES				
285 MAINTENANCE - EQUIPMENT OFFICE AND OTHER	\$ 688	\$ 449	\$ 850	\$ 850
295 MEDICAL, DENTAL AND LABORATORY SUPPLIES	115	42	75	75
310 OFFICE EXPENSE	3,623	4,262	3,600	3,600
335 SMALL TOOLS AND INSTRUMENTS			60	60
340 SPECIAL DEPARTMENTAL EXPENSE	1,563	1,084	1,500	1,500
344 TRANSPORTATION AND TRAVEL-B/S APPROVED		302		
345 TRANSPORTATION AND TRAVEL-CAO OR AGY APP		1,016		
346 TRANSP AND TRAVEL - IN-CTY & NON-TRAVEL	1,617	467	1,500	1,500
347 TRANSPORTATION AND TRAVEL - EMPLY AUTO	423	437	500	500
348 TRANSPORTATION AND TRAVEL - OTHER	44	36	60	60
TOTAL SERVICES AND SUPPLIES	\$ 8,073 *	\$ 8,095 *	\$ 8,145 *	\$ 8,145 *
FIXED ASSETS				
510 EQUIPMENT	\$ 1,372	\$ 1,961	\$ 1,785	\$ 1,785
NO QUAN DESCRIPTION				
01 LOT MINOR EQUIPMENT			950	950
02 I DESK			210	210
03 I TYPEWRITER SELECTRIC II			625	625
TOTAL FIXED ASSETS	\$ 1,372 *	\$ 1,961 *	\$ 1,785 *	\$ 1,785 *
EXPENDITURE TRANSFERS AND REIMBURSEMENTS				
600 COSTS APPLIED	\$ 1,350	\$	\$	\$
605 REIMBURSED PROJECTS	1,932			
TOTAL EXPENDITURE TRANSFERS AND REIMBURSEMENTS	\$ 3,282 *	\$ *	\$ *	\$ *
TOTAL BUDGET UNIT 7200	\$ 67,309	\$ 82,024	\$ 101,795	\$ 101,795

AGENCY - SPECIAL PUBLIC SERVICES AGENCY

 COUNTY OF SAN DIEGO FINAL BUDGET
 1973-1974
 BUDGET UNIT EXPENDITURE DETAIL
 SCHEDULE 6

 BUDGET UNIT - 7300 DEPARTMENT OF PARKS AND RECREATION
 FUND - 1001.00 GENERAL FUND

 FUNCTION - RECREATION AND CULTURAL SERVICES
 ACTIVITY - RECREATION FACILITIES

EXPENDITURE CLASSIFICATION	EXPENDITURES		APPROPRIATIONS	
	ACTUAL EXPENDITURES 1971-1972	ACTUAL EXPENDITURES 1972-1973	EXPENDITURE ESTIMATES RECOMMENDED 1973-1974	ADOPTED BY THE BOARD OF SUPERVISORS 1973-1974
SALARIES AND EMPLOYEE BENEFITS				
101 SALARIES AND WAGES - PERMANENT	\$ 1,071,672	\$ 1,143,223	\$ 1,195,838	\$ 1,195,838
102 SALARIES AND WAGES - NONPERMANENT	95,604	105,842	114,919	114,919
160 RETIREMENT - GENERAL MEMBERS - C.E.R.S.		97,182	94,945	94,945
165 RETIREMENT - O.A.S.D.I.		61,032	67,293	67,293
170 EMPLOYEE GROUP INSURANCE		22,749	25,795	25,795
175 EMPLOYEE COMPENSATION INSURANCE		1,481	1,465	1,465
TOTAL SALARIES AND EMPLOYEE BENEFITS	\$ 1,167,276 *	\$ 1,431,509 *	\$ 1,500,255 *	\$ 1,500,255 *
SERVICES AND SUPPLIES				
205 AGRICULTURAL	\$ 2,890	\$ 2,728	\$ 3,940	\$ 3,940
210 CLOTHING AND PERSONAL SUPPLIES	1,773	1,538	2,500	2,500
215 COMMUNICATIONS		3,541		
230 HOUSEHOLD EXPENSE	11,357	12,573	14,400	14,400
280 MAINTENANCE - EQUIPMENT - AUTOMOTIVE	438	229	500	500
285 MAINTENANCE - EQUIPMENT OFFICE AND OTHER	3,102	4,106	3,750	3,750
290 MAINTENANCE-STRUCTURES IMPROVE GROUNDS	33,156	76,288	159,098	159,098
291 MAINTENANCE-STRUCTURES IMPROVE GROUNDS	70,308	10,973		
295 MEDICAL, DENTAL AND LABORATORY SUPPLIES	253	201	400	400
300 MEMBERSHIPS	187	85	200	200
305 MISCELLANEOUS EXPENSE	76	22		
310 OFFICE EXPENSE	2,118	2,937	3,500	3,500
314 E. D. P. COSTS	6,091	702		
315 PROFESSIONAL AND SPECIALIZED SERVICES	4,645	490	250	250
330 RENTS AND LEASES - EQUIPMENT	250	4,407	6,000	6,000
335 SMALL TOOLS AND INSTRUMENTS	4,270	4,228	5,500	5,500
340 SPECIAL DEPARTMENTAL EXPENSE	1,671	3,832	2,600	2,600
344 TRANSPORTATION AND TRAVEL-B/S APPROVED		148		
345 TRANSPORTATION AND TRAVEL-CAO OR AGY APP		66		
346 TRANSP AND TRAVEL - IN-CITY & NON-TRAVEL	1,091	264	1,300	1,300
347 TRANSPORTATION AND TRAVEL - EMPLY AUTO	596	580	2,600	2,600
348 TRANSPORTATION AND TRAVEL - OTHER	4	11		
350 UTILITIES	34,527	32,097	44,000	44,000
TOTAL SERVICES AND SUPPLIES	\$ 178,803 *	\$ 162,046 *	\$ 250,538 *	\$ 250,538 *
FIXED ASSETS				
510 EQUIPMENT	\$ 34,308	\$ 15,862	\$ 23,111	\$ 23,111
NO	QUAN	DESCRIPTION		
01	LOT	MINOR EQUIPMENT	400	400
02	2	MODULAR LINE DESK, 42=X76=	420	420
03	1	EXECUTIVE POSTURE CHAIR, FABRIC & VINYL	160	160
04	2	MODULAR SECRETARIAL CENTERS	500	500
05	1	CREDENZA, 51-1/2=X18=	160	160
06	1	NORELCO 86 TRANSCRIBER	270	270
07	2	NORELCO 85 RECORDER	210	210
08	1	PROJECTOR, SLIDE OR FILM STRIP	200	200
09	1	TAPE RECORDER - PLAYER	200	200
10	1	CALCULATOR	350	350
11	1	BOOKCASE WITH DOORS, WALNUT	160	160
12	1	CAMERA, 35 MM.	210	210
13	7	MOWER, ROTARY	6,930	6,930
14	2	MOWER, REEL	5,000	5,000

AGENCY - SPECIAL PUBLIC SERVICES AGENCY

COUNTY OF SAN DIEGO FINAL BUDGET

1973-1974
BUDGET UNIT EXPENDITURE-DETAIL-
SCHEDULE 6BUDGET UNIT - 7300 DEPARTMENT OF PARKS AND RECREATION
FUND - 1001.00 GENERAL FUNDFUNCTION - RECREATION AND CULTURAL SERVICES
ACTIVITY - RECREATION FACILITIES

EXPENDITURE CLASSIFICATION	EXPENDITURES		APPROPRIATIONS	
	ACTUAL EXPENDITURES 1971-1972	ACTUAL EXPENDITURES 1972-1973	EXPENDITURE ESTIMATES RECOMMENDED 1973-1974	ADOPTED BY THE BOARD OF SUPERVISORS 1973-1974
FIXED ASSETS - CONTINUED				
15 2 CHAINSAW			706	706
16 1 CHAINSAW			228	228
17 1 BRUSH CHIPPER CHUTE			382	382
18 1 VACUUM, INDUSTRIAL			241	241
19 2 SPACE HEATERS			454	454
20 1 HOUSE TRAILER, 10'X55'			3,500	3,500
21 6 CHEMICAL TOILETS			1,530	1,530
22 1 PUMP, INCL. ATTACHMENTS			350	350
23 1 PAINT SPRAYER			250	250
24 1 DISPLAY BOARD, INC. ACCESSORIES			300	300
TOTAL FIXED ASSETS	\$ 34,308 *	\$ 15,862 *	\$ 23,111 *	\$ 23,111 *
EXPENDITURE TRANSFERS AND REIMBURSEMENTS				
600 COSTS APPLIED	\$ 7,425-	\$	\$ 3,500-	\$ 3,500-
605 REIMBURSED PROJECTS	\$ 38,898-	\$	\$	\$
TOTAL EXPENDITURE TRANSFERS AND REIMBURSEMENTS	\$ 46,323-*	\$ *	\$ 3,500-*	\$ 3,500-*
TOTAL BUDGET UNIT 7300	\$ 1,334,064	\$ 1,609,417	\$ 1,770,404	\$ 1,770,404

AGENCY - SPECIAL PUBLIC SERVICES AGENCY

COUNTY OF SAN DIEGO FINAL BUDGET

1973-1974
BUDGET UNIT EXPENDITURE DETAIL
SCHEDULE 6BUDGET UNIT - 7400 SAN DIEGO CITY-COUNTY CAMP COMMISSION, HEADQUARTERS & FACILITIES
FUND - 1001.00 GENERAL FUNDFUNCTION - RECREATION AND CULTURAL SERVICES
ACTIVITY - RECREATION FACILITIES

EXPENDITURE CLASSIFICATION	EXPENDITURES		APPROPRIATIONS	
	ACTUAL EXPENDITURES 1971-1972	ACTUAL EXPENDITURES 1972-1973	EXPENDITURE ESTIMATES RECOMMENDED 1973-1974	ADOPTED BY THE BOARD OF SUPERVISORS 1973-1974
SALARIES AND EMPLOYEE BENEFITS				
101 SALARIES AND WAGES - PERMANENT	\$ 52,547	\$	\$	\$
102 SALARIES AND WAGES - NONPERMANENT	376			
TOTAL SALARIES AND EMPLOYEE BENEFITS	\$ 52,923 *	\$	\$	\$ *
SERVICES AND SUPPLIES				
245 INSURANCE - PUBLIC LIABILITY	\$ 157	\$	\$	\$
285 MAINTENANCE - EQUIPMENT OFFICE AND OTHER	104			
300 MEMBERSHIPS			135	
310 OFFICE EXPENSE	915			
315 PROFESSIONAL AND SPECIALIZED SERVICES	3,200			
325 RENTS & LEASES-STRUCTURES IMPROVE GRNDS	178,180			
340 SPECIAL DEPARTMENTAL EXPENSE	67		170	
346 TRANSP AND TRAVEL - IN-CITY & NON-TRAVEL	444			
347 TRANSPORTATION AND TRAVEL - EMPLY AUTO	1,125		60	
TOTAL SERVICES AND SUPPLIES	\$ 184,192 *	\$	\$ 365 *	\$ *
OTHER CHARGES				
453 CONTRIBUTIONS TO OTHER AGENCIES	\$ 20,690	\$	\$	\$
TOTAL OTHER CHARGES	\$ 20,690 *	\$	\$	\$ *
FIXED ASSETS				
510 EQUIPMENT	\$ 3,783	\$	\$	\$
TOTAL FIXED ASSETS	\$ 3,783 *	\$	\$	\$ *
TOTAL BUDGET UNIT 7400	\$ 261,588	\$	\$ 365	\$

AGENCY - SPECIAL PUBLIC SERVICES AGENCY

COUNTY OF SAN DIEGO FINAL BUDGET
1973-1974
BUDGET UNIT EXPENDITURE DETAIL
SCHEDULE 6

BUDGET UNIT - 7420 SAN DIEGO CITY - COUNTY CAMPING
FUND - 1241.00 SAN DIEGO CITY-COUNTY CAMP COM

FUNCTION - RECREATION AND CULTURAL SERVICES
ACTIVITY - RECREATION FACILITIES

EXPENDITURE CLASSIFICATION	EXPENDITURES		APPROPRIATIONS	
	ACTUAL EXPENDITURES 1971-1972	ACTUAL EXPENDITURES 1972-1973	EXPENDITURE ESTIMATES RECOMMENDED 1973-1974	ADOPTED BY THE BOARD OF SUPERVISORS 1973-1974
SALARIES AND EMPLOYEE BENEFITS				
101 SALARIES AND WAGES - PERMANENT	\$ 220,315	\$	\$	\$
102 SALARIES AND WAGES - NONPERMANENT	43,748			
160 RETIREMENT - GENERAL MEMBERS - C.E.R.S.	17,391			
165 RETIREMENT - O.A.S.D.I.	12,779			
170 EMPLOYEE GROUP INSURANCE	4,928			
175 EMPLOYEE COMPENSATION INSURANCE	301			
TOTAL SALARIES AND EMPLOYEE BENEFITS	\$ 299,462 *	\$	\$	\$ *
SERVICES AND SUPPLIES				
205 AGRICULTURAL	\$ 13	\$	\$	\$
210 CLOTHING AND PERSONAL SUPPLIES	447			
215 COMMUNICATIONS	937			
225 FOOD	105,726			
230 HOUSEHOLD EXPENSE	13,371			
244 INSURANCE - COUNTY PROPERTY	881			
245 INSURANCE - PUBLIC LIABILITY	1,037			
246 INSURANCE - OTHER	213			
280 MAINTENANCE - EQUIPMENT - AUTOMOTIVE	13,882			
285 MAINTENANCE - EQUIPMENT OFFICE AND OTHER	45			
290 MAINTENANCE-STRUCTURES IMPROVE GROUNDS	10,913			
295 MEDICAL, DENTAL AND LABORATORY SUPPLIES	2,094			
310 OFFICE EXPENSE	693			
315 PROFESSIONAL AND SPECIALIZED SERVICES	380			
325 RENTS & LEASES-STRUCTURES IMPROVE GRNDS	1,793			
330 RENTS AND LEASES - EQUIPMENT	1,389			
335 SMALL TOOLS AND INSTRUMENTS	404			
340 SPECIAL DEPARTMENTAL EXPENSE	3,472			
346 TRANSP AND TRAVEL - IN-CITY & NON-TRAVEL	14			
347 TRANSPORTATION AND TRAVEL - EMPLY AUTO	2,664			
348 TRANSPORTATION AND TRAVEL - OTHER	2,040			
350 UTILITIES	26,130			
TOTAL SERVICES AND SUPPLIES	\$ 188,538 *	\$	\$	\$ *
TOTAL BUDGET UNIT 7420	\$ 488,000	\$	\$	\$

AGENCY - SPECIAL PUBLIC SERVICES AGENCY

COUNTY OF SAN DIEGO FINAL BUDGET
1973-1974
BUDGET UNIT EXPENDITURE DETAIL
SCHEDULE 6

BUDGET UNIT - 7500 MUSEUMS AND ZOOS
FUND - 1001.00 GENERAL FUND

FUNCTION - RECREATION AND CULTURAL SERVICES
ACTIVITY - CULTURAL SERVICES

EXPENDITURE CLASSIFICATION	EXPENDITURES		APPROPRIATIONS	
	ACTUAL EXPENDITURES 1971-1972	ACTUAL EXPENDITURES 1972-1973	EXPENDITURE ESTIMATES RECOMMENDED 1973-1974	ADOPTED BY THE BOARD OF SUPERVISORS 1973-1974
OTHER CHARGES				
453 CONTRIBUTIONS TO OTHER AGENCIES	\$ 125,528	\$ 124,606	\$ 119,430	\$ 136,564
P01 NATURAL HISTORY MUSEUM				35,000
P02 HISTORICAL SHRINE				9,500
P03 MUSEUM OF MAN				21,850
P04 FINE ARTS SOCIETY				22,000
P05 HALL OF CHAMPIONS				5,700
P06 S D AEROSPACE MUSEUM				12,000
P07 S D HISTORICAL SOCIETY				14,000
P08 S D ZOOLOGICAL SOCIETY				12,500
P09 INTER AEROSPACE HALL OF FAME				4,014
TOTAL OTHER CHARGES	\$ 125,528 *	\$ 124,606 *	\$ 119,430 *	\$ 136,564 *
TOTAL BUDGET UNIT 7500	\$ 125,528	\$ 124,606	\$ 119,430	\$ 136,564

COUNTY OF SAN DIEGO FINAL BUDGET
1973-1974
AGENCY EXPENDITURE SUMMARY
SCHEDULE 6A

AGENCY - GENERAL ADMINISTRATION	EXPENDITURES		APPROPRIATIONS	
EXPENDITURE CLASSIFICATION	ACTUAL EXPENDITURES 1971-1972	ACTUAL EXPENDITURES 1972-1973	EXPENDITURE ESTIMATES RECOMMENDED 1973-1974	ADOPTED BY THE BOARD OF SUPERVISORS 1973-1974
SALARIES AND EMPLOYEE BENEFITS				
101 SALARIES AND WAGES - PERMANENT	\$ 1,978,230	\$ 2,239,951	\$ 2,450,633	\$ 2,489,255
102 SALARIES AND WAGES - NONPERMANENT	106,950	139,104	114,688	115,688
160 RETIREMENT - GENERAL MEMBERS - C.E.R.S.		180,390	192,855	192,855
165 RETIREMENT - O.A.S.D.I.		89,815	113,877	113,935
170 EMPLOYEE GROUP INSURANCE		37,375	44,045	44,045
175 EMPLOYEE COMPENSATION INSURANCE		970	1,249	1,249
190 SALARY SAVINGS			76,000-	76,000-
TOTAL SALARIES AND EMPLOYEE BENEFITS	\$ 2,085,180 *	\$ 2,687,605 *	\$ 2,841,347 *	\$ 2,881,027 *
SERVICES AND SUPPLIES				
210 CLOTHING AND PERSONAL SUPPLIES	\$	\$ 15	\$	\$
215 COMMUNICATIONS	375	5,186	1,350	1,400
225 FOOD	18	30		
230 HOUSEHOLD EXPENSE	8	24		
242 INSURANCE - INDIVIDUAL AND BLANKET BONDS	208-	20		
243 INSURANCE - WORKMEN'S COMPENSATION	20-			
262 JURY AND WITNESS EXPENSE - WITNESS	6			
280 MAINTENANCE - EQUIPMENT - AUTOMOTIVE	2,787	2,016	3,500	3,680
285 MAINTENANCE - EQUIPMENT OFFICE AND OTHER	578	106		
290 MAINTENANCE-STRUCTURES IMPROVE GROUNDS	25,591	3,235	3,395	3,395
300 MEMBERSHIPS	17,760	9,703	1,500	1,000
305 MISCELLANEOUS EXPENSE	55,723	55,417	66,112	93,962
310 OFFICE EXPENSE	23,089	55,315	69,159	69,159
314 E. D. P. COSTS	136,165	226,999	193,782	193,782
315 PROFESSIONAL AND SPECIALIZED SERVICES	57,852	55,226	66,600	66,600
320 PUBLICATIONS AND LEGAL NOTICES	3,043	2,869	3,900	11,400
325 RENTS & LEASES-STRUCTURES IMPROVE GRNDS	33,675	46,915	47,013	47,045
330 RENTS AND LEASES - EQUIPMENT	136,101	119,983	29,847,542	1,445,758
340 SPECIAL DEPARTMENTAL EXPENSE		16,922	2,000	15,500
344 TRANSPORTATION AND TRAVEL-B/S APPROVED		10,977		
345 TRANSPORTATION AND TRAVEL-CAO OR AGY APP	21,634	8,418	42,413	29,413
346 TRANSP AND TRAVEL - IN-CTY & NON-TRAVEL	12,427	14,536	19,850	20,750
347 TRANSPORTATION AND TRAVEL - EMPLY AUTO	817	1,658	558	558
348 TRANSPORTATION AND TRAVEL - OTHER				
TOTAL SERVICES AND SUPPLIES	\$ 527,421 *	\$ 635,570 *	\$ 30,368,674 *	\$ 2,003,402 *
OTHER CHARGES				
453 CONTRIBUTIONS TO OTHER AGENCIES	\$	\$ 11,279	\$	\$
TOTAL OTHER CHARGES	\$ *	\$ 11,279 *	\$ *	\$ *
FIXED ASSETS				
510 EQUIPMENT	\$ 22,886	\$ 39,331	\$ 26,723	\$ 28,088
TOTAL FIXED ASSETS	\$ 22,886 *	\$ 39,331 *	\$ 26,723 *	\$ 28,088 *
EXPENDITURE TRANSFERS AND REIMBURSEMENTS				
600 COSTS APPLIED	\$ 14,146-	\$	\$	\$
605 REIMBURSED PROJECTS	34,268-	\$	\$	\$
TOTAL EXPENDITURE TRANSFERS AND REIMBURSEMENTS	\$ 48,414-*	\$ *	\$ *	\$ *
TOTAL GENERAL ADMINISTRATION	\$ 2,587,073	\$ 3,373,785	\$ 33,236,744	\$ 4,912,517

COUNTY OF SAN DIEGO FINAL BUDGET
1973-1974
AGENCY EXPENDITURE SUMMARY
SCHEDULE 6A

AGENCY - PROGRAM DEVELOPMENT AGENCY	EXPENDITURES		APPROPRIATIONS	
EXPENDITURE CLASSIFICATION	ACTUAL EXPENDITURES 1971-1972	ACTUAL EXPENDITURES 1972-1973	EXPENDITURE ESTIMATES RECOMMENDED 1973-1974	ADOPTED BY THE BOARD OF SUPERVISORS 1973-1974
SALARIES AND EMPLOYEE BENEFITS				
101 SALARIES AND WAGES - PERMANENT	\$ 1,783,619	\$ 1,870,850	\$ 2,265,577	\$ 2,265,577
102 SALARIES AND WAGES - NONPERMANENT	107,443	110,449	49,680	49,680
160 RETIREMENT - GENERAL MEMBERS - C.E.R.S.		155,550	178,334	178,334
165 RETIREMENT - O.A.S.D.I.		77,942	116,558	116,558
170 EMPLOYEE GROUP INSURANCE		30,571	38,633	38,633
175 EMPLOYEE COMPENSATION INSURANCE		2,367	2,367	2,367
190 SALARY SAVINGS	3,264-		56,529-	56,529-
TOTAL SALARIES AND EMPLOYEE BENEFITS	\$ 1,887,798 *	\$ 2,247,481 *	\$ 2,594,620 *	\$ 2,594,620 *
SERVICES AND SUPPLIES				
215 COMMUNICATIONS	\$	\$ 5	\$ 300	\$ 300
280 MAINTENANCE - EQUIPMENT - AUTOMOTIVE			670	670
285 MAINTENANCE - EQUIPMENT OFFICE AND OTHER	24,761	4,970		
290 MAINTENANCE-STRUCTURES IMPROVE GROUNDS	1			
295 MEDICAL, DENTAL AND LABORATORY SUPPLIES	22			
300 MEMBERSHIPS	245	315	370	370
305 MISCELLANEOUS EXPENSE	188	51		
310 OFFICE EXPENSE	147,670	170,815	165,230	165,230
314 E. D. P. COSTS	8,676	2,767	2,599	2,599
315 PROFESSIONAL AND SPECIALIZED SERVICES	22,906	31,026	64,840	64,840
330 RENTS AND LEASES - EQUIPMENT	1,237,637	1,282,810	1,530,406	1,373,230
340 SPECIAL DEPARTMENTAL EXPENSE		43	525	525
344 TRANSPORTATION AND TRAVEL-B/S APPROVED		1,125	2,000	2,000
345 TRANSPORTATION AND TRAVEL-CAO OR AGY APP		6,443	2,100	2,100
346 TRANSP AND TRAVEL - IN-CITY & NON-TRAVEL	4,434	900	1,000	1,000
347 TRANSPORTATION AND TRAVEL - EMPLY AUTO	1,006	2,335	4,500	4,500
348 TRANSPORTATION AND TRAVEL - OTHER	4,446	12,461	5,000	5,000
TOTAL SERVICES AND SUPPLIES	\$ 1,451,992 *	\$ 1,516,066 *	\$ 1,779,540 *	\$ 1,622,364 *
FIXED ASSETS				
510 EQUIPMENT	\$ 14,060	\$ 18,996	\$ 18,270	\$ 18,270
TOTAL FIXED ASSETS	\$ 14,060 *	\$ 18,996 *	\$ 18,270 *	\$ 18,270 *
EXPENDITURE TRANSFERS AND REIMBURSEMENTS				
600 COSTS APPLIED	\$ 3,310,947-	\$ 3,480,769-	\$ 4,030,717-	\$ 4,030,717-
605 REIMBURSED PROJECTS	41,793-			
TOTAL EXPENDITURE TRANSFERS AND REIMBURSEMENTS	\$ 3,352,740-*	\$ 3,480,769-*	\$ 4,030,717-*	\$ 4,030,717-*
TOTAL PROGRAM DEVELOPMENT AGENCY	\$ 1,110	\$ 301,774	\$ 361,713	\$ 204,537

COUNTY OF SAN DIEGO FINAL BUDGET
1973-1974
AGENCY EXPENDITURE SUMMARY
SCHEDULE 6A

AGENCY:--FISCAL AGENCY

EXPENDITURE CLASSIFICATION	EXPENDITURES		APPROPRIATIONS	
	ACTUAL EXPENDITURES 1971-1972	ACTUAL EXPENDITURES 1972-1973	EXPENDITURE ESTIMATES RECOMMENDED 1973-1974	ADOPTED BY THE BOARD OF SUPERVISORS 1973-1974
SALARIES AND EMPLOYEE BENEFITS				
101 SALARIES AND WAGES - PERMANENT	\$ 4,799,032	\$ 5,233,461	\$ 6,252,684	\$ 6,252,684
102 SALARIES AND WAGES - NONPERMANENT	553,272	480,701	484,794	484,794
160 RETIREMENT - GENERAL MEMBERS - C.E.R.S.	7,847,608	9,750,579	10,750,674	10,750,674
165 RETIREMENT - O.A.S.D.I.	3,350,676	4,520,695	6,370,523	6,370,523
170 EMPLOYEE GROUP INSURANCE	1,522,571	2,081,915	2,431,979	2,431,979
175 EMPLOYEE COMPENSATION INSURANCE	169,100	270,305	330,789	330,789
190 SALARY SAVINGS			152,936	166,401
TOTAL SALARIES AND EMPLOYEE BENEFITS	\$ 18,242,259 *	\$ 22,337,656 *	\$ 26,468,507 *	\$ 26,455,042 *
SERVICES AND SUPPLIES				
215 COMMUNICATIONS	\$ 2	\$ 3	\$ 35	\$ 35
242 INSURANCE - INDIVIDUAL AND BLANKET BONDS	13,396	34	2,000	2,000
243 INSURANCE - WORKMEN'S COMPENSATION		1,369		
244 INSURANCE - COUNTY PROPERTY	94,703	87,428	84,482	84,482
245 INSURANCE - PUBLIC LIABILITY	463,365	473,439	560,600	560,600
246 INSURANCE - OTHER	250			
285 MAINTENANCE - EQUIPMENT OFFICE AND OTHER	13,634	13,372	21,935	21,935
295 MEDICAL, DENTAL AND LABORATORY SUPPLIES	56	46	75	75
300 MEMBERSHIPS	1,283	1,894	1,790	1,790
305 MISCELLANEOUS EXPENSE	49,647	76,989	50,793	50,793
310 OFFICE EXPENSE	172,351	168,701	188,513	188,513
311 OFFICE EXPENSE - SUPPLIES REISSUED	631,417	704,448	723,000	723,000
314 E. D. P. COSTS	1,743,708	1,725,608	1,853,057	1,853,057
315 PROFESSIONAL AND SPECIALIZED SERVICES	74,159	57,350	85,650	35,650
320 PUBLICATIONS AND LEGAL NOTICES	19,114	20,991	27,700	27,700
330 RENTS AND LEASES - EQUIPMENT	65,486	104,505	89,682	89,682
335 SMALL TOOLS AND INSTRUMENTS	47	48	200	200
340 SPECIAL DEPARTMENTAL EXPENSE	84,856	103,377	131,700	131,700
344 TRANSPORTATION AND TRAVEL-B/S APPROVED		155,484		
345 TRANSPORTATION AND TRAVEL-CAO OR AGY APP		4,677		
346 TRANSP AND TRAVEL - IN-CITY & NON-TRAVEL	135,357	1,159	138,555	138,555
347 TRANSPORTATION AND TRAVEL - EMPLOY AUTO	106,869	103,824	114,100	114,100
348 TRANSPORTATION AND TRAVEL - OTHER	1,249	1,369	4,068	4,068
TOTAL SERVICES AND SUPPLIES	\$ 3,670,949 *	\$ 3,803,797 *	\$ 4,077,935 *	\$ 4,027,935 *
OTHER CHARGES				
455 BOND REDEMPTIONS	\$ 1,055,000	\$ 1,080,000	\$ 1,105,000	\$ 1,105,000
456 INTEREST ON BONDS	294,651	262,639	228,316	228,316
460 INTEREST ON NOTES AND WARRANTS	1,234,322	1,118,022	1,250,000	1,250,000
462 JUDGEMENTS	64			
467 TAXES AND ASSESSMENTS	12,772	10,086	7,000	7,000
TOTAL OTHER CHARGES	\$ 2,596,809 *	\$ 2,470,747 *	\$ 2,590,316 *	\$ 2,590,316 *
FIXED ASSETS				
510 EQUIPMENT	\$ 57,028	\$ 86,125	\$ 100,316	\$ 100,316
TOTAL FIXED ASSETS	\$ 57,028 *	\$ 86,125 *	\$ 100,316 *	\$ 100,316 *
EXPENDITURE TRANSFERS AND REIMBURSEMENTS				
600 COSTS APPLIED	\$ 2,500,902	\$ 547,111	\$ 400,500	\$ 400,500
601 COSTS APPLIED - CERS		9,311,089	10,261,951	10,261,951
602 COSTS APPLIED - OASDI		4,294,784	6,053,208	6,053,208
603 COSTS APPLIED - GROUP INSURANCE		1,985,499	2,315,929	2,315,929
604 COSTS APPLIED - COMPENSATION INSURANCE	259,795	293,554	325,553	325,553

COUNTY OF SAN DIEGO FINAL BUDGET
1973-1974
AGENCY EXPENDITURE SUMMARY
SCHEDULE 6A

AGENCY - FISCAL AGENCY	EXPENDITURES		APPROPRIATIONS	
EXPENDITURE CLASSIFICATION	ACTUAL EXPENDITURES 1971-1972	ACTUAL EXPENDITURES 1972-1973	EXPENDITURE ESTIMATES RECOMMENDED 1973-1974	ADOPTED BY THE BOARD OF SUPERVISORS 1973-1974
EXPENDITURE TRANSFERS AND REIMBURSEMENTS - CONTINUED				
605 REIMBURSED PROJECTS	187,238-			
TOTAL EXPENDITURE TRANSFERS AND REIMBURSEMENTS	\$ 2,947,935-*	\$ 16,432,037-*	\$ 19,357,141-*	\$ 19,357,141-*
CONTINGENCIES				
705 CONTINGENCY RESERVE	\$	\$	\$ 3,000,000	\$ 2,288,694
TOTAL CONTINGENCIES	\$ *	\$ *	\$ 3,000,000 *	\$ 2,288,694 *
TOTAL FISCAL AGENCY	\$ 21,619,110	\$ 12,266,288	\$ 16,879,933	\$ 16,105,162

COUNTY OF SAN DIEGO FINAL BUDGET
1973-1974
AGENCY EXPENDITURE SUMMARY
SCHEDULE 6A

AGENCY - LAW AND JUSTICE AGENCY	EXPENDITURES		APPROPRIATIONS	
EXPENDITURE CLASSIFICATION	ACTUAL EXPENDITURES 1971-1972	ACTUAL EXPENDITURES 1972-1973	EXPENDITURE ESTIMATES RECOMMENDED 1973-1974	ADOPTED BY THE BOARD OF SUPERVISORS 1973-1974
SALARIES AND EMPLOYEE BENEFITS				
101 SALARIES AND WAGES - PERMANENT	\$ 20,253,520	\$ 22,590,236	\$ 25,396,460	\$ 25,497,880
102 SALARIES AND WAGES - NONPERMANENT	543,255	551,260	587,213	587,213
160 RETIREMENT - GENERAL MEMBERS - C.E.R.S.		2,555,908	2,806,421	2,824,385
165 RETIREMENT - D.A.S.D.1.		537,548	1,071,091	1,075,308
170 EMPLOYEE GROUP INSURANCE		401,553	456,863	458,522
175 EMPLOYEE COMPENSATION INSURANCE		102,283	111,198	111,655
190 SALARY SAVINGS	3,264		772,316-	769,436-
191 EMPLOYEE BENEFIT SAVINGS			319,493-	338,090-
TOTAL SALARIES AND EMPLOYEE BENEFITS	\$ 20,800,039 *	\$ 26,738,788 *	\$ 29,337,437 *	\$ 29,447,437 *
SERVICES AND SUPPLIES				
210 CLOTHING AND PERSONAL SUPPLIES	\$ 36,743	\$ 50,059	\$ 35,034	\$ 35,034
215 COMMUNICATIONS	10,908	43,593	1,286	1,286
225 FOOD	402,839	445,807	397,890	397,890
230 HOUSEHOLD EXPENSE	49,425	56,887	53,175	53,175
245 INSURANCE - PUBLIC LIABILITY	3,613	2,436	4,000	4,000
261 JURY AND WITNESS EXPENSE - JURORS	674,786	765,040	698,360	798,360
262 JURY AND WITNESS EXPENSE - WITNESS	134,663	157,384	156,300	156,300
263 JURY AND WITNESS EXPENSE - INTERPRETERS	6,370	10,172	11,450	11,450
285 MAINTENANCE - EQUIPMENT OFFICE AND OTHER	22,264	30,500	37,808	37,808
290 MAINTENANCE-STRUCTURES IMPROVE GROUNDS	2,202	221	1,000	1,000
295 MEDICAL, DENTAL AND LABORATORY SUPPLIES	29,195	40,379	54,045	54,045
300 MEMBERSHIPS	556	6,874	9,585	9,585
305 MISCELLANEOUS EXPENSE	1,831	2,805	5,900	5,900
310 OFFICE EXPENSE	313,717	420,360	404,639	404,639
314 E. D. P. COSTS	850,784	760,951	1,090,605	1,090,605
315 PROFESSIONAL AND SPECIALIZED SERVICES	604,228	661,559	1,031,307	1,031,307
316 PROF SPECIALIZED SERV-CRT APPTD ATTNEYS	1,557,681	2,002,872	1,764,700	2,114,700
320 PUBLICATIONS AND LEGAL NOTICES		662		
325 RENTS & LEASES-STRUCTURES IMPROVE GRNDS	19	138		
330 RENTS AND LEASES - EQUIPMENT	120,470	226,504	202,376	202,376
340 SPECIAL DEPARTMENTAL EXPENSE	187,772	352,581	321,964	321,964
341 SPEC DEPART EXP-D. A. SPECIAL APPROPRIAT	14,392	72,038	5,000	5,000
342 SPEC DEPART EXP-SHERIFF SPEC APPROPRIATN	16,000	12,880	15,000	15,000
344 TRANSPORTATION AND TRAVEL-B/S APPROVED		46,060	21,195	21,195
345 TRANSPORTATION AND TRAVEL-CAO OR AGY APP		17,346	15,815	15,815
346 TRANSP AND TRAVEL - IN-CITY & NON-TRAVEL	48,709	19,277	46,992	46,992
347 TRANSPORTATION AND TRAVEL - EMPLOY AUTO	27,246	30,875	28,650	28,650
348 TRANSPORTATION AND TRAVEL - OTHER	58,509	76,234	80,345	80,345
TOTAL SERVICES AND SUPPLIES	\$ 5,174,922 *	\$ 6,312,494 *	\$ 6,494,421 *	\$ 6,944,421 *
OTHER CHARGES				
453 CONTRIBUTIONS TO OTHER AGENCIES	\$ 2,288	\$ 3,646	\$ 3,600	\$ 3,600
TOTAL OTHER CHARGES	\$ 2,288 *	\$ 3,646 *	\$ 3,600 *	\$ 3,600 *
FIXED ASSETS				
510 EQUIPMENT	\$ 425,056	\$ 253,060	\$ 222,145	\$ 222,145
TOTAL FIXED ASSETS	\$ 425,056 *	\$ 253,060 *	\$ 222,145 *	\$ 222,145 *
EXPENDITURE TRANSFERS AND REIMBURSEMENTS				
600 COSTS APPLIED	\$ 24,391-	\$ 38,135-	\$ 34,940-	\$ 34,940-
605 REIMBURSED PROJECTS	147,344-			
TOTAL EXPENDITURE TRANSFERS AND REIMBURSEMENTS	\$ 171,735-*	\$ 38,135-*	\$ 34,940-*	\$ 34,940-*
TOTAL LAW AND JUSTICE AGENCY	\$ 26,230,570	\$ 33,269,853	\$ 36,022,663	\$ 36,582,663

COUNTY OF SAN DIEGO FINAL BUDGET
1973-1974
AGENCY EXPENDITURE SUMMARY
SCHEDULE 6A

AGENCY - HUMAN RESOURCES AGENCY

EXPENDITURE CLASSIFICATION	EXPENDITURES		APPROPRIATIONS	
	ACTUAL EXPENDITURES 1971-1972	ACTUAL EXPENDITURES 1972-1973	EXPENDITURE ESTIMATES RECOMMENDED 1973-1974	ADOPTED BY THE BOARD OF SUPERVISORS 1973-1974
SALARIES AND EMPLOYEE BENEFITS				
101 SALARIES AND WAGES - PERMANENT	\$ 29,885,700	\$ 34,332,812	\$ 41,683,337	\$ 41,759,867
102 SALARIES AND WAGES - NONPERMANENT	604,102	2,730,961	1,722,739	1,722,739
160 RETIREMENT - GENERAL MEMBERS - C.E.R.S.		3,005,948	3,153,716	3,152,980
165 RETIREMENT - O.A.S.D.I.		1,680,614	2,118,673	2,117,006
170 EMPLOYEE GROUP INSURANCE		716,878	807,561	806,863
175 EMPLOYEE COMPENSATION INSURANCE		59,601	61,547	61,526
190 SALARY SAVINGS			1,851,954-	1,852,450-
TOTAL SALARIES AND EMPLOYEE BENEFITS	\$ 30,489,802 *	\$ 42,526,814 *	\$ 47,695,619 *	\$ 47,768,531 *
SERVICES AND SUPPLIES				
205 AGRICULTURAL	\$ 2,342	\$ 1,153	\$ 2,770	\$ 2,770
210 CLOTHING AND PERSONAL SUPPLIES	72,836	72,816	87,228	91,920
215 COMMUNICATIONS	563	207,835	8,648	8,648
225 FOOD	421,189	481,915	582,180	599,177
230 HOUSEHOLD EXPENSE	72,138	87,685	130,417	134,410
243 INSURANCE - WORKMEN'S COMPENSATION	4,311	1,724-	2,500	2,500
280 MAINTENANCE - EQUIPMENT - AUTOMOTIVE	2,859	336-		
285 MAINTENANCE - EQUIPMENT OFFICE AND OTHER	36,455	35,749	49,997	49,997
290 MAINTENANCE - STRUCTURES IMPROVE GROUNDS	204,472	98,975	72,795	73,795
295 MEDICAL, DENTAL AND LABORATORY SUPPLIES	3,976	9,030	7,498	7,498
300 MEMBERSHIPS	776	1,706	1,620	1,620
305 MISCELLANEOUS EXPENSE	1,829	218	129,960	130,560
310 OFFICE EXPENSE	309,543	378,094	334,256	334,356
314 E. D. P. COSTS	412,418	611,561	816,621	816,621
315 PROFESSIONAL AND SPECIALIZED SERVICES	518,673	638,607	644,469	639,469
320 PUBLICATIONS AND LEGAL NOTICES	1,004	1,331	1,500	1,500
325 RENTS & LEASES - STRUCTURES IMPROVE GRNDS	42,278	4,193		
330 RENTS AND LEASES - EQUIPMENT	46,546	77,120	118,731	118,731
335 SMALL TOOLS AND INSTRUMENTS	5,909	3,163	11,380	11,380
340 SPECIAL DEPARTMENTAL EXPENSE	2,338,660	3,016,661	5,319,282	14,511,940
342 SPEC DEPART EXP - SHERIFF SPEC APPROPRIATN	2			
344 TRANSPORTATION AND TRAVEL - B/S APPROVED		7,067	4,553	3,953
345 TRANSPORTATION AND TRAVEL - CAD OR AGY APP		24,394	4,069	4,069
346 TRANSP AND TRAVEL - IN-CITY & NON-TRAVEL	23,605	5,193	25,691	25,691
347 TRANSPORTATION AND TRAVEL - EMPLOY AUTO	798,767	944,390	1,054,957	1,053,197
348 TRANSPORTATION AND TRAVEL - OTHER	29,169	38,392	41,335	41,335
350 UTILITIES	70,854	56,833	79,058	79,058
TOTAL SERVICES AND SUPPLIES	\$ 5,421,174 *	\$ 6,802,021 *	\$ 9,531,515 *	\$ 18,744,195 *
OTHER CHARGES				
440 SUPPORT AND CARE OF PERSONS	\$ 91,118,545	\$ 92,030,399	\$ 80,480,046	\$ 78,728,462
453 CONTRIBUTIONS TO OTHER AGENCIES	151,250	185,000	224,068	399,953
TOTAL OTHER CHARGES	\$ 91,269,795 *	\$ 92,215,399 *	\$ 80,704,114 *	\$ 79,128,415 *
FIXED ASSETS				
510 EQUIPMENT	\$ 252,981	\$ 294,603	\$ 392,445	\$ 402,281
530 STRUCTURES AND IMPROVEMENTS	6,755	1,765	6,050	6,050
TOTAL FIXED ASSETS	\$ 259,736 *	\$ 296,368 *	\$ 398,495 *	\$ 408,331 *
EXPENDITURE TRANSFERS AND REIMBURSEMENTS				
600 COSTS APPLIED	\$ 103,231-	\$ 36,784-	\$ 1,308,885-	\$ 1,308,885-

COUNTY OF SAN DIEGO FINAL BUDGET
 1973-1974
 AGENCY EXPENDITURE SUMMARY
 SCHEDULE 6A

AGENCY - HUMAN RESOURCES AGENCY

EXPENDITURE CLASSIFICATION	EXPENDITURES		APPROPRIATIONS	
	ACTUAL EXPENDITURES 1971-1972	ACTUAL EXPENDITURES 1972-1973	EXPENDITURE ESTIMATES RECOMMENDED 1973-1974	ADOPTED BY THE BOARD OF SUPERVISORS 1973-1974
EXPENDITURE TRANSFERS AND REIMBURSEMENTS - CONTINUED				
605 REIMBURSED PROJECTS				
TOTAL EXPENDITURE TRANSFERS AND REIMBURSEMENTS	\$ 272,577-	\$ 2,729,314-	\$ 1,308,885-*	\$ 1,308,885-*
TOTAL HUMAN RESOURCES AGENCY	\$127,064,699	\$139,074,504	\$137,020,858	\$144,740,587

COUNTY OF SAN DIEGO FINAL BUDGET
1973-1974
AGENCY EXPENDITURE SUMMARY
SCHEDULE 6A

AGENCY - PUBLIC WORKS AGENCY

EXPENDITURE CLASSIFICATION	EXPENDITURES		APPROPRIATIONS	
	ACTUAL EXPENDITURES 1971-1972	ACTUAL EXPENDITURES 1972-1973	EXPENDITURE ESTIMATES RECOMMENDED 1973-1974	ADOPTED BY THE BOARD OF SUPERVISORS 1973-1974
SALARIES AND EMPLOYEE BENEFITS				
101 SALARIES AND WAGES - PERMANENT	\$ 14,333,875	\$ 15,988,460	\$ 19,559,302	\$ 19,566,572
102 SALARIES AND WAGES - NONPERMANENT	1,099,994	1,075,817	1,276,191	1,311,842
160 RETIREMENT - GENERAL MEMBERS - C.E.R.S.	1,251,404	1,326,731	1,467,100	1,467,301
165 RETIREMENT - O.A.S.D.I.	571,605	721,660	977,823	979,788
170 EMPLOYEE GROUP INSURANCE	234,377	293,301	346,554	346,554
175 EMPLOYEE COMPENSATION INSURANCE	57,400	86,923	98,587	98,785
190 SALARY SAVINGS			710,000-	710,000-
TOTAL SALARIES AND EMPLOYEE BENEFITS	\$ 17,548,655 *	\$ 19,492,892 *	\$ 23,015,557 *	\$ 23,060,842 *
SERVICES AND SUPPLIES				
205 AGRICULTURAL	\$ 8	\$	\$	\$
210 CLOTHING AND PERSONAL SUPPLIES	6,850	4,707	11,209	11,209
215 COMMUNICATIONS	1,422,467	1,212,495	1,824,645	1,824,645
225 FOOD	76	11		
230 HOUSEHOLD EXPENSE	82,998	106,997	117,169	117,169
245 INSURANCE - PUBLIC LIABILITY		59,265	47,300	47,300
262 JURY AND WITNESS EXPENSE - WITNESS		21		
280 MAINTENANCE - EQUIPMENT - AUTOMOTIVE	945,783	1,352,700	1,109,000	1,109,000
285 MAINTENANCE - EQUIPMENT OFFICE AND OTHER	53,749	184,885	170,503	170,503
290 MAINTENANCE-STRUCTURES IMPROVE GROUNDS	763,070	788,600	1,217,097	1,217,097
291 MAINTENANCE-STRUCTURES IMPROVE GROUNDS	669,797	836,420	2,014,900	2,303,200
295 MEDICAL, DENTAL AND LABORATORY SUPPLIES	4,255	3,398	4,535	4,535
300 MEMBERSHIPS	4,952	4,790	5,955	5,955
305 MISCELLANEOUS EXPENSE	3,365	50		
310 OFFICE EXPENSE	94,014	169,186	175,358	175,358
311 OFFICE EXPENSE - SUPPLIES REISSUED		47		
314 E. D. P. COSTS	7,267	9,960	21,816	21,816
315 PROFESSIONAL AND SPECIALIZED SERVICES	530,543	477,032	3,914,372	3,984,272
317 PROF SPECIALIZED SERV-INTER DEPARTMENTAL	2,800,726	3,755,339	2,947,273	2,967,273
318 PROJECT REIMBURSEMENT-GEN SERVICES DEPT	4,489		87,000	87,000
320 PUBLICATIONS AND LEGAL NOTICES	247	474	2,000	2,000
325 RENTS & LEASES-STRUCTURES IMPROVE GRNDS	1,604,834	1,793,704	3,111,322	3,204,322
330 RENTS AND LEASES - EQUIPMENT	1,000,988	1,085,871	1,361,639	619,049
331 RENT & LEASE-EQUIPMENT-INTERDEPARTMENTAL				742,590
335 SMALL TOOLS AND INSTRUMENTS	33,346	35,706	36,225	36,225
340 SPECIAL DEPARTMENTAL EXPENSE	7,428,716	7,620,859	9,132,736	18,315,684
344 TRANSPORTATION AND TRAVEL-B/S APPROVED		8,868	17,362	16,362
345 TRANSPORTATION AND TRAVEL-CAO OR AGY APP		9,928	14,759	13,759
346 TRANSP AND TRAVEL - IN-CITY & NON-TRAVEL	15,535	8,038	8,341	7,341
347 TRANSPORTATION AND TRAVEL - EMPLY AUTO	125,163	165,687	201,850	201,850
348 TRANSPORTATION AND TRAVEL - OTHER	3,058	6,017	10,200	10,200
350 UTILITIES	1,050,253	1,200,884	1,423,441	1,423,441
TOTAL SERVICES AND SUPPLIES	\$ 18,656,549 *	\$ 20,901,939 *	\$ 28,988,007 *	\$ 38,639,155 *
OTHER CHARGES				
453 CONTRIBUTIONS TO OTHER AGENCIES	\$ 303,646	\$ 1,639,363	\$ 2,932,210	\$ 3,057,210
460 INTEREST ON NOTES AND WARRANTS		35,227		
462 JUDGEMENTS	2			
465 RIGHTS OF WAY	81,477	37,136	75,000	75,000
466 RIGHTS OF WAY	1,648,119	1,079,717	1,237,500	1,237,500
467 TAXES AND ASSESSMENTS	4,982	19,968		
TOTAL OTHER CHARGES	\$ 2,038,226 *	\$ 2,811,411 *	\$ 4,244,710 *	\$ 4,369,710 *
FIXED ASSETS				
510 EQUIPMENT	\$ 1,963,367	\$ 1,913,384	\$ 2,161,397	\$ 2,170,397

COUNTY OF SAN DIEGO FINAL BUDGET
 1973-1974
 AGENCY EXPENDITURE SUMMARY
 SCHEDULE 6A

AGENCY -- PUBLIC WORKS AGENCY EXPENDITURE CLASSIFICATION	EXPENDITURES		APPROPRIATIONS	
	ACTUAL EXPENDITURES 1971-1972	ACTUAL EXPENDITURES 1972-1973	EXPENDITURE ESTIMATES RECOMMENDED 1973-1974	ADOPTED BY THE BOARD OF SUPERVISORS 1973-1974
FIXED ASSETS - CONTINUED				
520 LAND	851,033	2,192,558	7,660,020	10,526,320
530 STRUCTURES AND IMPROVEMENTS	1,382,481	1,428,882	5,837,350	6,220,350
TOTAL FIXED ASSETS	\$ 4,196,881 *	\$ 5,534,824 *	\$ 15,658,767 *	\$ 18,917,067 *
EXPENDITURE TRANSFERS AND REIMBURSEMENTS				
600 COSTS APPLIED	\$ 4,457,070-	\$ 7,968,149-	\$ 9,553,268-	\$ 9,623,168-
605 REIMBURSED PROJECTS	1,700,148-	283,498-	691,019-	691,019-
TOTAL EXPENDITURE TRANSFERS AND REIMBURSEMENTS	\$ 6,157,218-*	\$ 8,251,647-*	\$ 10,244,287-*	\$ 10,314,187-*
TOTAL PUBLIC WORKS AGENCY	\$ 36,283,093	\$ 40,489,419	\$ 61,662,754	\$ 74,672,587

COUNTY OF SAN DIEGO FINAL BUDGET
1973-1974
AGENCY EXPENDITURE SUMMARY
SCHEDULE 6A

AGENCY - ENVIRONMENTAL DEVELOPMENT AGENCY

EXPENDITURE CLASSIFICATION	EXPENDITURES		APPROPRIATIONS	
	ACTUAL EXPENDITURES 1971-1972	ACTUAL EXPENDITURES 1972-1973	EXPENDITURE ESTIMATES RECOMMENDED 1973-1974	ADOPTED BY THE BOARD OF SUPERVISORS 1973-1974
SALARIES AND EMPLOYEE BENEFITS				
101 SALARIES AND WAGES - PERMANENT	\$ 2,033,978	\$ 1,818,076	\$ 2,770,226	\$ 2,770,226
102 SALARIES AND WAGES - NONPERMANENT	499,782	398,457	12,000	12,000
160 RETIREMENT - GENERAL MEMBERS - C.E.R.S.		164,251	221,766	221,766
165 RETIREMENT - O.A.S.D.I.		92,895	139,061	139,061
170 EMPLOYEE GROUP INSURANCE		34,114	47,804	47,804
175 EMPLOYEE COMPENSATION INSURANCE		2,251	2,741	2,741
TOTAL SALARIES AND EMPLOYEE BENEFITS	\$ 2,533,760 *	\$ 2,510,044 *	\$ 3,193,598 *	\$ 3,193,598 *
SERVICES AND SUPPLIES				
210 CLOTHING AND PERSONAL SUPPLIES	\$	\$ 17	\$	\$
215 COMMUNICATIONS		27		
280 MAINTENANCE - EQUIPMENT - AUTOMOTIVE	1,754	36		
285 MAINTENANCE - EQUIPMENT OFFICE AND OTHER	2,218	43		
291 MAINTENANCE-STRUCTURES IMPROVE GROUNDS	296,203	2,720	2,934	2,934
300 MEMBERSHIPS	2,680	47,202-		
305 MISCELLANEOUS EXPENSE	5,449	287	995	995
310 OFFICE EXPENSE	109,064	291		
314 E. D. P. COSTS	61,899	172,898	137,195	137,195
315 PROFESSIONAL AND SPECIALIZED SERVICES	292,311	33,067	23,385	23,385
320 PUBLICATIONS AND LEGAL NOTICES	3,329	481,665	124,213	124,213
330 RENTS AND LEASES - EQUIPMENT	75,228	5,125	8,000	8,000
335 SMALL TOOLS AND INSTRUMENTS		117,633	104,016	104,016
340 SPECIAL DEPARTMENTAL EXPENSE	736,236	44		
344 TRANSPORTATION AND TRAVEL-B/S APPROVED		76,240-	40,000	40,000
345 TRANSPORTATION AND TRAVEL-CAO OR AGY APP		10,018		
346 TRANSP AND TRAVEL - IN-CTY & NON-TRAVEL	27,719	7,245		
347 TRANSPORTATION AND TRAVEL - EMPLY AUTO	7,921	3,025	15,515	15,515
TOTAL SERVICES AND SUPPLIES	\$ 1,622,038 *	\$ 720,949 *	\$ 482,762 *	\$ 482,762 *
OTHER CHARGES				
453 CONTRIBUTIONS TO OTHER AGENCIES	\$ 41,375	\$ 25,875	\$ 139,219	\$ 142,219
TOTAL OTHER CHARGES	\$ 41,375 *	\$ 25,875 *	\$ 139,219 *	\$ 142,219 *
FIXED ASSETS				
510 EQUIPMENT	\$ 85,743	\$ 19,199-	\$ 61,046	\$ 61,046
TOTAL FIXED ASSETS	\$ 85,743 *	\$ 19,199-*	\$ 61,046 *	\$ 61,046 *
EXPENDITURE TRANSFERS AND REIMBURSEMENTS				
600 COSTS APPLIED	\$ 51,400-	\$ 1,646-	\$	\$
605 REIMBURSED PROJECTS	241,040-	17,247-		
TOTAL EXPENDITURE TRANSFERS AND REIMBURSEMENTS	\$ 292,440-*	\$ 18,893-*	\$	\$
TOTAL ENVIRONMENTAL DEVELOPMENT AGENCY	\$ 3,990,476	\$ 3,218,776	\$ 3,876,625	\$ 3,879,625

COUNTY OF SAN DIEGO FINAL BUDGET
1973-1974
AGENCY EXPENDITURE SUMMARY
SCHEDULE 6A

AGENCY - HEALTH CARE AGENCY	EXPENDITURES		APPROPRIATIONS	
	EXPENDITURE CLASSIFICATION	ACTUAL EXPENDITURES 1971-1972	ACTUAL EXPENDITURES 1972-1973	EXPENDITURE ESTIMATES RECOMMENDED 1973-1974
SALARIES AND EMPLOYEE BENEFITS				
101 SALARIES AND WAGES - PERMANENT	\$ 12,555,690	\$ 14,141,393	\$ 18,859,352 ^b	\$ 18,827,381
102 SALARIES AND WAGES - NONPERMANENT	296,285	135,069	201,456	201,456
160 RETIREMENT - GENERAL MEMBERS - C.E.R.S.		1,106,463	1,346,823	1,344,134
165 RETIREMENT - O.A.S.D.I.		617,408	892,744	890,874
170 EMPLOYEE GROUP INSURANCE		267,294	344,014	343,589
175 EMPLOYEE COMPENSATION INSURANCE		28,430	35,746	35,679
190 SALARY SAVINGS			1,051,408-	1,060,462-
TOTAL SALARIES AND EMPLOYEE BENEFITS	\$ 12,851,975 *	\$ 16,296,057 *	\$ 20,628,727 *	\$ 20,582,651 *
SERVICES AND SUPPLIES				
205 AGRICULTURAL	\$ 8,422	\$ 9,701	\$ 16,500	\$ 16,500
210 CLOTHING AND PERSONAL SUPPLIES	17,389	18,423	20,026	20,026
215 COMMUNICATIONS	973	12,608	3,455	3,455
225 FOOD	143,857	169,650	204,238	204,238
230 HOUSEHOLD EXPENSE	61,420	67,404	74,817	74,817
280 MAINTENANCE - EQUIPMENT - AUTOMOTIVE		27	550	550
285 MAINTENANCE - EQUIPMENT OFFICE AND OTHER	17,467	11,830	20,979	20,979
290 MAINTENANCE-STRUCTURES IMPROVE GROUNDS	41,727	38,177	71,745	71,745
295 MEDICAL, DENTAL AND LABORATORY SUPPLIES	368,420	426,582	686,726	686,726
300 MEMBERSHIPS	465	762	2,147	2,147
305 MISCELLANEOUS EXPENSE	510	624		
310 OFFICE EXPENSE	67,370	86,104	121,508	121,508
314 E. D. P. COSTS	15,483	59,246	85,482	85,482
315 PROFESSIONAL AND SPECIALIZED SERVICES	2,169,703	2,747,814	4,312,916	4,312,916
317 PROF SPECIALIZED SERV-INTER DEPARTMENTAL			10,000	10,000
320 PUBLICATIONS AND LEGAL NOTICES	65	201	200	200
325 RENTS & LEASES-STRUCTURES IMPROVE GRNDS	39,516	10,800	18,600	18,600
330 RENTS AND LEASES - EQUIPMENT	27,235	41,706	58,645	58,645
335 SMALL TODDL AND INSTRUMENTS	1,487	1,339	3,770	3,770
340 SPECIAL DEPARTMENTAL EXPENSE	22,624	38,682	720,782	9,818,380
344 TRANSPORTATION AND TRAVEL-B/S APPROVED		7,748	6,634	6,634
345 TRANSPORTATION AND TRAVEL-CAO OR AGY APP		4,601	2,931	2,931
346 TRANSP AND TRAVEL - IN-CITY & NON-TRAVEL	10,716	4,888	14,517	14,517
347 TRANSPORTATION AND TRAVEL - EMPLY AUTO	143,824	159,127	191,563	191,563
348 TRANSPORTATION AND TRAVEL - OTHER	982	777	1,106	1,106
350 UTILITIES	82,752	87,491	90,265	90,265
TOTAL SERVICES AND SUPPLIES	\$ 3,242,407 *	\$ 4,006,312 *	\$ 6,740,102 *	\$ 15,837,700 *
OTHER CHARGES				
440 SUPPORT AND CARE OF PERSONS	\$ 4,866,061	\$ 4,044,139	\$ 5,131,722	\$ 5,131,722
453 CONTRIBUTIONS TO OTHER AGENCIES	8,049,996	9,608,956	10,357,331	10,357,331
TOTAL OTHER CHARGES	\$ 12,916,057 *	\$ 13,653,095 *	\$ 15,489,053 *	\$ 15,489,053 *
FIXED ASSETS				
510 EQUIPMENT	\$ 119,123	\$ 178,137	\$ 584,062	\$ 583,582
TOTAL FIXED ASSETS	\$ 119,123 *	\$ 178,137 *	\$ 584,062 *	\$ 583,582 *
EXPENDITURE TRANSFERS AND REIMBURSEMENTS				
600 COSTS APPLIED	\$ 22,483-	\$ 186-	\$ 600-	\$ 600-
605 REIMBURSED PROJECTS	1,035,121-	782,293-	805,523-	805,523-
TOTAL EXPENDITURE TRANSFERS AND REIMBURSEMENTS	\$ 1,057,604-*	\$ 782,479-*	\$ 806,123-*	\$ 806,123-*
TOTAL HEALTH CARE AGENCY	\$ 28,071,958	\$ 33,351,122	\$ 42,635,821	\$ 51,686,863

COUNTY OF SAN DIEGO FINAL BUDGET
1973-1974
AGENCY EXPENDITURE SUMMARY
SCHEDULE 6A

AGENCY - SPECIAL PUBLIC SERVICES AGENCY

EXPENDITURE CLASSIFICATION	EXPENDITURES		APPROPRIATIONS	
	ACTUAL EXPENDITURES 1971-1972	ACTUAL EXPENDITURES 1972-1973	EXPENDITURE ESTIMATES RECOMMENDED 1973-1974	ADOPTED BY THE BOARD OF SUPERVISORS 1973-1974
SALARIES AND EMPLOYEE BENEFITS				
101 SALARIES AND WAGES - PERMANENT	\$ 4,301,290	\$ 4,499,848	\$ 5,226,069	\$ 5,223,884
102 SALARIES AND WAGES - NONPERMANENT	660,457	663,321	559,585	596,185
160 RETIREMENT - GENERAL MEMBERS - C.E.R.S.	81,973	371,289	398,547	398,547
165 RETIREMENT - O.A.S.D.I.	55,073	240,624	298,065	300,206
170 EMPLOYEE GROUP INSURANCE	23,991	96,470	111,532	111,532
175 EMPLOYEE COMPENSATION INSURANCE	1,326	6,125	6,506	6,550
190 SALARY SAVINGS			124,422-	124,422-
TOTAL SALARIES AND EMPLOYEE BENEFITS	\$ 5,124,110 *	\$ 5,877,677 *	\$ 6,475,882 *	\$ 6,512,482 *
SERVICES AND SUPPLIES				
205 AGRICULTURAL	\$ 57,289	\$ 76,709	\$ 69,940	\$ 69,940
210 CLOTHING AND PERSONAL SUPPLIES	2,493	2,612	3,493	3,493
215 COMMUNICATIONS	1,278	13,826	10,861	10,861
225 FOOD	106,419	709	964	964
230 HOUSEHOLD EXPENSE	146,569	116,300	127,120	127,120
242 INSURANCE - INDIVIDUAL AND BLANKET BONDS	49	54	78	78
244 INSURANCE - COUNTY PROPERTY	2,194	1,311	1,500	1,500
245 INSURANCE - PUBLIC LIABILITY	6,444	5,781	7,306	7,306
246 INSURANCE - OTHER	213			
280 MAINTENANCE - EQUIPMENT - AUTOMOTIVE	19,364	8,724	5,990	5,990
285 MAINTENANCE - EQUIPMENT OFFICE AND OTHER	14,289	17,550	78,815	78,815
290 MAINTENANCE-STRUCTURES IMPROVE GROUNDS	44,765	124,112	208,330	208,330
291 MAINTENANCE-STRUCTURES IMPROVE GROUNDS	70,308	10,973		
295 MEDICAL, DENTAL AND LABORATORY SUPPLIES	16,450	6,038	5,175	5,175
300 MEMBERSHIPS	717	781	540	540
305 MISCELLANEOUS EXPENSE	457	301	400	400
310 OFFICE EXPENSE	191,543	243,376	287,850	287,850
314 E. D. P. COSTS	176,434	214,354	237,399	237,399
315 PROFESSIONAL AND SPECIALIZED SERVICES	411,933	366,433	460,294	722,158
320 PUBLICATIONS AND LEGAL NOTICES	25,447	28,473	21,791	21,791
325 RENTS & LEASES-STRUCTURES IMPROVE GRNDS	385,774	185,626	227,614	227,614
330 RENTS AND LEASES - EQUIPMENT	181,271	146,693	132,921	132,921
335 SMALL TOOLS AND INSTRUMENTS	5,995	5,157	6,940	6,940
340 SPECIAL DEPARTMENTAL EXPENSE	825,921	832,909	1,054,750	1,232,750
344 TRANSPORTATION AND TRAVEL-B/S APPROVED		4,732	500	500
345 TRANSPORTATION AND TRAVEL-CAO OR AGY APP		4,912	200	200
346 TRANSP AND TRAVEL - IN-CTY & NON-TRAVEL	12,655	2,734	11,070	11,070
347 TRANSPORTATION AND TRAVEL - EMPLY AUTO	68,069	70,140	83,480	83,480
348 TRANSPORTATION AND TRAVEL - OTHER	15,025	12,741	13,078	13,078
350 UTILITIES	98,154	69,616	88,201	88,201
TOTAL SERVICES AND SUPPLIES	\$ 2,887,519 *	\$ 2,573,677 *	\$ 3,146,600 *	\$ 3,586,464 *
OTHER CHARGES				
453 CONTRIBUTIONS TO OTHER AGENCIES	\$ 151,184	\$ 390,224	\$ 631,251	\$ 1,148,385
462 JUDGEMENTS	3	47	100	100
467 TAXES AND ASSESSMENTS	714	1,313	1,100	1,100
TOTAL OTHER CHARGES	\$ 151,901 *	\$ 391,584 *	\$ 632,451 *	\$ 1,149,585 *
FIXED ASSETS				
510 EQUIPMENT	\$ 506,095	\$ 98,682	\$ 302,555	\$ 308,955
530 STRUCTURES AND IMPROVEMENTS	13,248	12,942		
TOTAL FIXED ASSETS	\$ 519,343 *	\$ 111,624 *	\$ 302,555 *	\$ 308,955 *
EXPENDITURE TRANSFERS AND REIMBURSEMENTS				
600 COSTS APPLIED	\$ 88,757-	\$ 82,334-	\$ 198,400-	\$ 198,400-

COUNTY OF SAN DIEGO FINAL BUDGET
 1973-1974
 AGENCY EXPENDITURE SUMMARY
 SCHEDULE 6A

AGENCY - SPECIAL PUBLIC SERVICES AGENCY

EXPENDITURES

APPROPRIATIONS
 EXPENDITURE ESTIMATES
 RECOMMENDED
 1973-1974
 ADOPTED BY
 THE BOARD OF
 SUPERVISORS
 1973-1974

EXPENDITURE CLASSIFICATION

ACTUAL
 EXPENDITURES
 1971-1972

ACTUAL
 EXPENDITURES
 1972-1973

EXPENDITURE TRANSFERS AND REIMBURSEMENTS - CONTINUED

605 REIMBURSED PROJECTS

TOTAL EXPENDITURE TRANSFERS AND REIMBURSEMENTS

\$ 90,397-
 179,154-*

\$ 82,334-*

\$ 198,400-*

\$ 198,400-*

TOTAL SPECIAL PUBLIC SERVICES AGENCY

\$ 8,503,719

\$ 8,872,228

\$ 10,359,088

\$ 11,359,086

COUNTY OF SAN DIEGO FINAL BUDGET
1973-1974
DETAIL OF PROVISIONS FOR RESERVES
(WITH SUPPLEMENTAL DATA AFFECTING RESERVE TOTALS)
SCHEDULE 7

DESCRIPTION-PURPOSE	RESERVE BALANCE AS OF JUNE 30, 1973	DECREASES BY CANCELLATION MADE AVAILABLE FOR FINANCING RECOMMENDED	ADOPTED BY THE BOARD OF OF SUPERVISORS	INCREASES OR NEW RESERVES TO BE PROVIDED IN BUDGET YEAR RECOMMENDED	ADOPTED BY THE BOARD OF SUPERVISORS	TOTAL RESERVE FOR BUDGET YEAR	FUND
RESERVE FOR LONG TERM DEPOSIT	\$ 139,666	\$	\$	\$	\$	\$ 139,666	GENERAL
RESERVE FOR INVENTORIES	1,361,018					1,361,018	GENERAL
RESERVE FOR NOTES RECEIVABLE	180,150					180,150	GENERAL
RESERVE FOR DUE FROM OTHER FUNDS - LOANS							GENERAL
RESERVE FOR LONG TERM DEPOSITS	2,042,328					2,042,328	ROAD
RESERVE FOR ACCOUNTS RECEIVABLE	12,880					12,880	ROAD
RESERVE FOR LONG TERM DEPOSITS	4,110					4,110	FISH & GAME
RESERVE FOR LONG TERM DEPOSITS	13					13	COUNTY LIBRARY
RESERVE FOR INVENTORIES	9,743					9,743	COUNTY LIBRARY
RESERVE FOR INVENTORIES	99,255					99,255	ROAD
GENERAL RESERVE	9,450	4,725	4,725			4,725	DEBT SERVICE
TOTAL COUNTY FUNDS	\$ 3,858,613	\$ 4,725	\$ 4,725	\$	\$	\$ 3,853,888	

COUNTY OF SAN DIEGO FINAL BUDGET
1973-1974
STATUS OF EXPENDITURES FROM BOND (CONSTRUCTION) FUNDS
SPECIAL INFORMATION STATEMENT
SCHEDULE 8

DESCRIPTION ISSUE-FUND-PROJECT IDENTIFICATION	AMOUNT OF BONDS AUTHORIZED	AMOUNT OF BONDS SOLD TO DATE	TOTAL ACTUAL OR ESTIMATED PROJECT COST	TOTAL EXPENDITURES AS OF JUNE 30, 1973	
				FROM BOND PROCEEDS	FROM OTHER SOURCES

THERE WERE NO TRANSACTIONS TO BE REPORTED DURING THE PERIOD JULY 1, 1972 TO JUNE 30, 1973..

COUNTY OF SAN DIEGO FINAL BUDGET
1973-1974
OPERATIONS OF WORKING CAPITAL FUND
SPECIAL INFORMATION STATEMENT
SCHEDULE 9

THE FOLLOWING WORKING CAPITAL AND REVOLVING FUND BUDGETS ARE FOR INFORMATIONAL PURPOSES. THESE FUNDS ARE ESTABLISHED TO ACCOUNT FOR SERVICES RENDERED TO OTHER DEPARTMENTS OF THE COUNTY AND THEIR OPERATIONS ARE FINANCED BY CHARGES MADE FOR SERVICES RENDERED BY EACH FUND. ALL COSTS FOR PROVIDING THE SERVICES ARE RECOVERED BY CHARGES TO THE FUND AND DEPARTMENT BENEFITING FROM THE SERVICES OR SUPPLIES RECEIVED.

OPERATING DETAILS	ACTUAL 1971-72	ACTUAL/ESTIMATED 1972-73	PROPOSED ESTIMATES 1973-74	APPROVED ESTIMATES 1973-74
FUNCTION - GENERAL				
SERVICE ACTIVITY - COMMUNICATIONS				
FUND - PUBLIC WORKS AGENCY-1910				
INCOME	\$ 90,808	\$ 40,000	\$ 20,000	\$ 20,000
EXPENSES				
COST OF INVENTORIES MATERIALS AND SUPPLIES USED	135,559	40,000	22,000	22,000
TOTAL EXPENSES	135,559	40,000	22,000	22,000
EXCESS INCOME OVER (UNDER) EXPENSES	\$ (44,751)	\$	\$ (2,000)	\$ (2,000)
FUNCTION - PUBLIC ASSISTANCE				
SERVICE ACTIVITY - HOSPITAL CARE				
FUND - EDGEMOOR GERIATRIC HOSPITAL WORKING CAPITAL-1912				
INCOME	\$ 10,789	\$ 11,000	\$ 11,300	\$ 11,300
EXPENSES				
COST OF INVENTORIES MATERIALS AND SUPPLIES	10,059	10,250	10,600	10,600
GENERAL OPERATING EXPENSES	245	300	275	275
TOTAL EXPENSES	10,304	10,550	10,875	10,875
EXCESS INCOME OVER (UNDER) EXPENSES	\$ 485	\$ 450	\$ 425	\$ 425
FUNCTION - PUBLIC PROTECTION				
SERVICE ACTIVITY - DETENTION AND CORRECTION				
FUND - JAIL STORES WORKING CAPITAL-1915				
INCOME	\$ 180,444	\$ 200,000	\$ 210,000	\$ 210,000
EXPENSES				
COST OF INVENTORIES MATERIALS AND SUPPLIES USED				
INVENTORY-BEGINNING OF YEAR	7,987	8,000	8,000	8,000
PLUS: PURCHASES DURING YEAR	131,543	138,000	143,000	143,000
TOTAL AVAILABLE	139,530	146,000	151,000	151,000
LESS: INVENTORY END OF YEAR	(9,650)	(8,000)	(10,000)	(10,000)
TOTAL	129,880	138,000	141,000	141,000
GENERAL OPERATING EXPENSE	29,706	41,000	47,000	47,000
TOTAL EXPENSES	159,586	179,000	188,000	188,000
EXCESS INCOME OVER (UNDER) EXPENSES	\$ 20,858	\$ 21,000	\$ 22,000	\$ 22,000
FIXED ASSETS EXPENDITURES				
EQUIPMENT	\$ 1,058	\$ 1,500	\$ 400	\$ 400
TOTAL FIXED ASSETS	\$ 1,058	\$ 1,500	\$ 400	\$ 400

COUNTY OF SAN DIEGO FINAL BUDGET
1973-1974
OPERATIONS OF WORKING CAPITAL FUND
SPECIAL INFORMATION STATEMENT
SCHEDULE 9

OPERATING DETAILS	ACTUAL 1971-72	ACTUAL/ESTIMATED 1972-73	PROPOSED ESTIMATES 1973-74	APPROVED ESTIMATES 1973-74
FUNCTION - GENERAL				
SERVICE ACTIVITY - FINANCE				
FUND - PURCHASING REVOLVING-1921				
INCOME				
CHARGES FOR SERVICES	\$ 2,252,508	\$ 2,400,000	\$ 2,500,000	\$ 2,500,000
EXPENSES	1,850			
COST OF INVENTORIES MATERIALS AND SUPPLIES USED	2,253,077	2,400,000	2,500,000	2,500,000
TOTAL EXPENSES	2,254,927	2,400,000	2,500,000	2,500,000
EXCESS INCOME OVER (UNDER) EXPENSES	\$ (2,419)	\$	\$	\$
FUNCTION - PUBLIC PROTECTION				
SERVICE ACTIVITY - DETENTION AND CORRECTION				
FUND - COUNTY HONOR CAMPS WORKING CAPITAL-1931				
INCOME				
CHARGES FOR SERVICES	\$ 45,910	\$ 45,000	\$ 50,000	\$ 50,000
COST OF INVENTORIES MATERIALS AND SUPPLIES USED	39,643	36,000	42,000	42,000
GENERAL OPERATING EXPENSES	1,921	2,000	2,000	2,000
TOTAL EXPENSES	41,564	38,000	44,000	44,000
EXCESS INCOME OVER (UNDER) EXPENSES	\$ 4,346	\$ 7,000	\$ 6,000	\$ 6,000
FUNCTION - PUBLIC WAYS & FACILITIES				
SERVICE ACTIVITY - ROAD CONSTRUCTION & MAINTENANCE				
FUND - ROAD DEPARTMENT WORKING CAPITAL-1940				
INCOME				
CHARGES FOR SERVICES	\$ 1,185,467	\$ 1,285,140	\$ 1,889,310	\$ 1,889,310
TRANSFERS FROM OTHER FUNDS		108,245	171,510	171,510
MISCELLANEOUS REVENUE	20,878	34,250	144,750	144,750
TOTAL INCOME	1,206,345	1,427,635	2,205,570	2,205,570
TOTAL EXPENSES	934,067	1,016,190	1,561,970	1,561,970
EXCESS INCOME OVER (UNDER) EXPENSES	\$ 272,278	\$ 411,445	\$ 643,600	\$ 643,600
FIXED ASSETS EXPENDITURES				
EQUIPMENT	\$ 421,070	\$ 411,445	\$ 643,600	\$ 643,600
TOTAL FIXED ASSETS	421,070	411,445	643,600	643,600
FUNCTION - PUBLIC WAYS & FACILITIES				
SERVICE ACTIVITY - ROAD CONSTRUCTION & MAINTENANCE				
FUND - ROAD RIGHT OF WAY REVOLVING-1950				
INCOME				
TRANSFER FROM OTHER FUNDS	\$	\$	\$ 925,500	\$ 925,500
TOTAL EXPENSES			925,500	925,500
EXCESS INCOME OVER (UNDER) EXPENSES	\$	\$	\$	\$

COUNTY OF SAN DIEGO FINAL BUDGET
 1973-1974
 OPERATIONS OF WORKING CAPITAL FUND
 SPECIAL INFORMATION STATEMENT
 SCHEDULE 9

OPERATING DETAILS	ACTUAL 1971-72	ACTUAL/ESTIMATED 1972-73	PROPOSED ESTIMATES 1973-74	APPROVED ESTIMATES 1973-74
FUNCTION - PUBLIC PROTECTION				
SERVICE ACTIVITY - DETENTION AND CORRECTION				
FUND - RANCHO DEL CAMPO WORKING CAPITAL-1962				
INCOME				
CHARGES FOR SERVICES	\$ 2,138	\$ 2,875	\$ 1,905	\$ 1,905
COST OF INVENTORIES MATERIALS AND SUPPLIES USED	1,897	2,150	1,279	1,279
TOTAL EXPENSES	1,897	2,150	1,279	1,279
EXCESS INCOME OVER (UNDER) EXPENSES	\$ 241	\$ 725	\$ 626	\$ 626

SPECIAL DISTRICTS

GOVERNED THROUGH BOARD OF SUPERVISORS

COUNTY OF SAN DIEGO FINAL BUDGET
1973-1974
SUMMARY OF SPECIAL DISTRICT BUDGETS
GOVERNED THROUGH BOARD OF SUPERVISORS
SCHEDULE 11

FUND	APPROPRIATIONS		REQUIREMENTS	PROVISIONS FOR	TOTAL
	EXPENDITURES	CONTINGENCIES		RESERVES (INCREASES OR NEW RESERVES)	REQUIREMENTS
LIGHTING DISTRICTS					
BLACKTON HIGHWAY LIGHTING DISTRICT	\$ 860	\$ 80			\$ 940
CARDIFF PUBLIC HIGHWAY LIGHTING DISTRICT	25,020	2,180			27,200
EDEN GARDENS LIGHTING DISTRICT	1,130	100			1,230
EL CAJON HIGHWAY LIGHTING DISTRICT	1,730	150			1,880
ENCINITAS LIGHTING DISTRICT	140	10			150
FALLBROOK HIGHWAY LIGHTING DISTRICT	11,470	1,000			12,470
HARBORSIDE LIGHTING DISTRICT	6,190	540			6,730
JULIAN PUBLIC HIGHWAY LIGHTING DISTRICT	650	60			710
LAKESIDE PUBLIC HIGHWAY LIGHTING DISTRICT	13,910	1,210			15,120
LEMON GROVE LIGHTING DISTRICT	48,350	4,210			52,560
REED TEMPORARY ZONE				220	220
TAYLOR TEMPORARY ZONE				370	370
POWAY LIGHTING DISTRICT	5,340	460		100	5,900
LONG TEMPORARY ZONE				468	468
SCOTT TEMPORARY ZONE				300	300
RAMONA PUBLIC HIGHWAY LIGHTING DISTRICT	5,740	500			6,240
REXFORD LIGHTING DISTRICT	4,840	430			5,270
BALINT TEMPORARY ZONE				380	380
SAN MARCOS HIGHWAY LIGHTING DISTRICT	1,120	100			1,220
MARTINI TEMPORARY ZONE				320	320
SOLANA BEACH PUBLIC HIGHWAY LIGHTING DISTRICT	10,550	920			11,470
SPRING VALLEY LIGHTING DISTRICT	35,930	3,130			39,060
FARRAR TEMPORARY ZONE				300	300
LIND TEMPORARY ZONE				210	210
MOORE TEMPORARY ZONE				450	450
SYCAMORE HILLS LIGHTING DISTRICT	21,810	1,900			23,710
VISTA LA MESA PUBLIC HIGHWAY LIGHTING DISTRICT	2,770	240			3,010
LOWERISON TEMPORARY ZONE				440	440
TOTAL LIGHTING DISTRICTS	\$ 197,550	\$ 17,220		\$ 3,558	\$ 218,328

COUNTY OF SAN DIEGO FINAL BUDGET
 1973-1974
 SUMMARY OF SPECIAL DISTRICT BUDGETS
 GOVERNED THROUGH BOARD OF SUPERVISORS
 SCHEDULE 11

MEANS OF FINANCING

AVAILABLE FINANCING	TOTAL	CURRENT PROPERTY TAX TO BALANCE BUDGET UNSECURED	SECURED	TAX RATE ON SECURED ROLL (ACTUAL)
\$ 225	\$ 715	\$ 468	\$ 715	.196
6,983	20,217	14	19,749	.125
319	911		897	.104
515	1,365		1,365	.350
55	95		95	.041
5,803	6,667	627	6,040	.087
1,945	4,785	149	4,636	.115
207	503	53	450	.087
3,874	11,246	964	10,282	.130
9,565	42,995	317	42,678	.214
	220		220	.062
	370		370	.182
719	5,181	6	5,175	.197
	468		468	.288
	300		300	.185
2,261	3,979	328	3,651	.110
808	4,462	5	4,457	.231
	380		380	.235
483	737		737	.099
	320		320	.355
4,760	6,710	488	6,222	.048
9,485	29,575	175	29,400	.186
	300		300	.119
	210		210	.151
	450		450	.116
5,979	17,731	193	17,538	.142
641	2,369	35	2,334	.088
	440		440	.201
\$ 54,627	\$ 163,701	\$ 3,822	\$ 159,879	

COUNTY OF SAN DIEGO FINAL BUDGET
1973-1974
SUMMARY OF SPECIAL DISTRICT BUDGETS
GOVERNED THROUGH BOARD OF SUPERVISORS
SCHEDULE 11

FUND	APPROPRIATIONS		REQUIREMENTS	
	EXPENDITURES	CONTINGENCIES	PROVISIONS FOR RESERVES (INCREASES OR NEW RESERVES)	TOTAL REQUIREMENTS
LIGHTING MAINTENANCE DISTRICTS				
BROOKSIDE LIGHTING MAINTENANCE DISTRICT	\$ 4,070	\$ 360	\$	\$ 4,430
CARLTON OAKS LIGHTING MAINTENANCE DISTRICT	450	40		490
DONALD WAY LIGHTING MAINTENANCE DISTRICT	140	10		150
ENCINITAS LIGHTING MAINTENANCE DISTRICT NO. 1	9,770	850		10,620
JACUMBA LIGHTING MAINTENANCE DISTRICT	1,520	130	20	1,670
LAKE SAN MARCOS LIGHTING MAINTENANCE DISTRICT	7,510	650		8,160
LEMON GROVE LIGHTING MAINTENANCE DISTRICT	2,850	250		3,100
LEUCADIA LIGHTING MAINTENANCE DISTRICT	750	60		810
PEPPER DRIVE LIGHTING MAINTENANCE DISTRICT	1,360	120		1,480
ROYAL CREST LIGHTING MAINTENANCE DISTRICT	440	40		480
SAN DIEGO COUNTY LIGHTING MAINTENANCE DISTRICT NO. 1	268,620	23,210	3,055	294,885
SAN DIEGO COUNTY LIGHTING MAINTENANCE DISTRICT NO. 2	16,050	1,400		17,450
SPRING VALLEY LIGHTING MAINTENANCE DISTRICT	11,420	1,000		12,420
SUNSHINE PARK LIGHTING MAINTENANCE DISTRICT	870	80		950
WINTER GARDENS LIGHTING MAINTENANCE DISTRICT	2,430	210		2,640
TOTAL LIGHTING MAINTENANCE DISTRICTS	\$ 328,250	\$ 28,410	\$ 3,075	\$ 359,735

COUNTY OF SAN DIEGO FINAL BUDGET
 1973-1974
 SUMMARY OF SPECIAL DISTRICT BUDGETS
 GOVERNED THROUGH BOARD OF SUPERVISORS
 SCHEDULE 11

MEANS OF FINANCING

AVAILABLE FINANCING	TOTAL	CURRENT PROPERTY TAX TO BALANCE BUDGET UNSECURED	SECURED	TAX RATE ON SECURED ROLL (ACTUAL)
\$ 1,108	\$ 3,322	\$ 11	\$ 3,311	.153
117	373		373	.261
50	100		100	.298
3,152	7,468	413	7,055	.395
290	1,380		1,380	.491
3,070	5,090	34	5,056	.052
1,704	1,396	55	1,341	.177
600	210		210	.152
326	1,154		1,154	.219
101	379		379	.140
89,446	205,439	79	205,360	.327
11,522	5,928		5,928	.046
3,261	9,159	31	9,128	.139
215	735		735	.342
682	1,958	15	1,943	.222
\$ 115,644	\$ 244,091	\$ 638	\$ 243,453	

COUNTY OF SAN DIEGO FINAL BUDGET
1973-1974
SUMMARY OF SPECIAL DISTRICT BUDGETS
GOVERNED THROUGH BOARD OF SUPERVISORS
SCHEDULE 11

FUND	APPROPRIATIONS		REQUIREMENTS	TOTAL REQUIREMENTS
	EXPENDITURES	CONTINGENCIES	PROVISIONS FOR RESERVES (INCREASES OR NEW RESERVES)	
SANITATION DISTRICTS				
ALPINE SANITATION DISTRICT				
MAINTENANCE FUND	\$ 68,450	\$ 3,400	\$	\$ 71,850
DEBT SERVICE 1953 (115M) FUND	9,334			9,334
DEBT SERVICE 1953 (5M) 1970 (285M)	26,520			26,520
BUENA SANITATION DISTRICT				
MAINTENANCE FUND	81,350	5,500	24,120	110,970
DEBT SERVICE 1964 SEWER FUND	175,748			175,748
CARDIFF SANITATION DISTRICT				
MAINTENANCE FUND	2,723,600	14,200	16,600	2,754,400
DEBT SERVICE 1956 FUND	26,918			26,918
1965 SEWER REVENUE FUND	288,756			288,756
1965 SEWER MAINTENANCE & OPERATION FUND	116,120			116,120
1965 SEWER REVENUE BOND - INTEREST FUND	30,628			30,628
1965 SEWER REVENUE BOND - RETIREMENT FUND	21,250			21,250
1965 SEWER REVENUE BOND - RESERVE FUND	45,444			45,444
1965 SEWER REVENUE BOND - SURPLUS FUND	32,033			32,033
JULIAN SANITATION DISTRICT				
MAINTENANCE FUND	14,475	590	4,500	19,565
DEBT SERVICE 1953 FUND	3,242			3,242
LAKESIDE SANITATION DISTRICT				
MAINTENANCE FUND	1,126,050	19,400	8,800	1,154,250
DEBT SERVICE 1958 FUND	31,978			31,978
LEMON GROVE SANITATION DISTRICT				
MAINTENANCE FUND	329,012	18,600	10,000	357,612
MONTGOMERY SANITATION DISTRICT				
MAINTENANCE FUND	360,198	10,100		370,298
PINE VALLEY SANITATION DISTRICT				
MAINTENANCE FUND	11,950	1,150	4,000	17,100
RAMONA SANITATION DISTRICT				
MAINTENANCE FUND	70,500	6,900	13,000	90,400
DEBT SERVICE 1949	99,494		9,133	108,627
RANCHO SANTA FE SANITATION DISTRICT				
MAINTENANCE FUND	78,400	3,400		81,800
DEBT SERVICE 1960	9,895			9,895

COUNTY OF SAN DIEGO FINAL BUDGET
1973-1974
SUMMARY OF SPECIAL DISTRICT BUDGETS
GOVERNED THROUGH BOARD OF SUPERVISORS
SCHEDULE 11

AVAILABLE FINANCING	MEANS OF FINANCING			TAX RATE ON SECURED ROLL (ACTUAL)
	TOTAL	CURRENT PROPERTY TAX TO BALANCE BUDGET UNSECURED	SECURED	
\$ 53,782	\$ 18,068	\$ 413	\$ 17,655	.656
4,458	4,876	138	4,738	.174
11,985	14,535	157	14,378	.535
110,970 (1)				
62,669	113,079	204	112,875	.811
2,730,294	24,106	630	23,476	.107
11,372	15,546	154	15,392	.070
288,756 (2)				
116,120				
30,628 (3)				
21,250 (4)				
45,444 (5)				
32,033				
18,859	706	65	641	.134
254	2,988	70	2,918	.609
1,154,250 (6)				
13,650	18,328	130	18,198	.067
357,612 (7)				
370,298 (8)				
17,100 (9)				
90,400				
70,232	38,395	90	38,305	.686
27,699	54,101	329	53,772	.765
1,346	8,549	56	8,493	.121

COUNTY OF SAN DIEGO FINAL BUDGET
1973-1974
SUMMARY OF SPECIAL DISTRICT BUDGETS
GOVERNED THROUGH BOARD OF SUPERVISORS
SCHEDULE 11

FUND	APPROPRIATIONS		REQUIREMENTS	TOTAL
	EXPENDITURES	CONTINGENCIES	PROVISIONS FOR RESERVES (INCREASES OR NEW RESERVES)	REQUIREMENTS
SANITATION DISTRICTS				
ROLANDO SANITATION DISTRICT MAINTENANCE FUND	\$ 23,690	\$ 2,000	\$ 2,400	\$ 28,090
SOLANA BEACH SANITATION MAINTENANCE FUND	268,100	10,700	28,300	307,100
1965 SEWER REVENUE FUND	226,440			226,440
1965 SEWER MAINTENANCE & OPERATION FUND	77,200			77,200
1965 SEWER REVENUE BOND - INTEREST FUND	31,908			31,908
1965 SEWER REVENUE BOND - RETIREMENT FUND	21,250			21,250
1965 SEWER REVENUE BOND - RESERVE FUND	44,441			44,441
1965 SEWER REVENUE BOND - SURPLUS FUND	11,508			11,508
SPRING VALLEY SANITATION DISTRICT MAINTENANCE FUND	1,472,024	30,300	15,000	1,517,324
DEBT SERVICE 1956 FUND	76,276			76,276
1962 SEWER REVENUE FUND	923,041			923,041
1962 SEWER REVENUE MAINTENANCE & OPERATION FUND	204,400			204,400
1962 SEWER REVENUE BOND - INTEREST FUND	51,003			51,003
1962 SEWER REVENUE BOND - PRINCIPAL FUND	58,334			58,334
1962 SEWER REVENUE BOND - RESERVE FUND	101,885			101,885
1962 SEWER REVENUE BOND - SURPLUS REVENUE FUND	162,766			162,766
WHISPERING PALMS SANITATION DISTRICT MAINTENANCE FUND	15,350	1,500	6,000	22,850
TOTAL SANITATION DISTRICTS	\$ 9,550,961	\$ 127,740	\$ 141,853	\$ 9,820,554

COUNTY OF SAN DIEGO FINAL BUDGET
 1973-1974
 SUMMARY OF SPECIAL DISTRICT BUDGETS
 GOVERNED THROUGH BOARD OF SUPERVISORS
 SCHEDULE 11

MEANS OF FINANCING

AVAILABLE FINANCING	TOTAL	CURRENT PROPERTY TAX TO UNSECURED	BALANCE BUDGET SECURED	TAX RATE ON SECURED ROLL (ACTUAL)
\$ 28,090 (10)	\$	\$	\$	
284,277	22,823	773	22,050	.081
226,440 (11)				
77,200 (12)				
31,908 (13)				
21,250 (14)				
44,441 (15)				
11,508 (16)				
1,499,320	18,004	687	17,317	.024
30,249	46,027	327	45,700	.063
923,041 (17)				
204,400 (18)				
51,003 (19)				
58,334 (20)				
101,885 (21)				
162,766 (22)				
11,649	11,201	51	11,150	.396
\$ 9,409,222	\$ 411,332	\$ 4,274	\$ 407,058	

COUNTY OF SAN DIEGO FINAL BUDGET
1973-1974
SUMMARY OF SPECIAL DISTRICT BUDGETS
GOVERNED THROUGH BOARD OF SUPERVISORS
SCHEDULE 11

FUND	EXPENDITURES	APPROPRIATIONS CONTINGENCIES	REQUIREMENTS PROVISIONS FOR RESERVES (INCREASES OR NEW RESERVES)	TOTAL REQUIREMENTS
RECREATION AND PARK DISTRICTS				
SPRING VALLEY RECREATION AND PARK DISTRICT	\$ 39,010	\$ 3,954	\$ 3,000	\$ 45,964
MAINTENANCE DISTRICTS				
RANCHO SANTA FE MAINTENANCE DISTRICT MAINTENANCE FUND	\$ 56,748	\$ 3,000	\$	\$ 59,748
SAN DIEGO COUNTY DRAINAGE MAINTENANCE DISTRICT NO. 1 MAINTENANCE FUND	11,300			11,300
WINTER GARDENS SEWER MAINTENANCE DISTRICT MAINTENANCE FUND	84,150	8,400	1,000	93,550
TOTAL MAINTENANCE DISTRICTS	\$ 152,198	\$ 11,400	\$ 1,000	\$ 164,598
COMMUNITY SERVICES DISTRICTS				
CARDIFF MARINA COMMUNITY SERVICE DISTRICT	\$ 4,400	\$	\$	\$ 4,400

COUNTY OF SAN DIEGO FINAL BUDGET
1973-1974
SUMMARY OF SPECIAL DISTRICT BUDGETS
GOVERNED THROUGH BOARD OF SUPERVISORS
SCHEDULE 11

MEANS OF FINANCING

AVAILABLE FINANCING	TOTAL	CURRENT PROPERTY TAX TO BALANCE BUDGET UNSECURED	SECURED	TAX RATE ON SECURED ROLL (ACTUAL)
\$ 5,358	\$ 40,606	\$ 1,665	\$ 38,941	.164
22,906	36,842	106	36,736	.124
10,403	897		897	.035
93,550 (23)				
\$ 126,859	\$ 37,739	\$ 106	\$ 37,633	
\$ 4,400 (24)	\$	\$	\$	

COUNTY OF SAN DIEGO FINAL BUDGET
1973-1974
SUMMARY OF SPECIAL DISTRICT BUDGETS
GOVERNED THROUGH BOARD OF SUPERVISORS
SCHEDULE 11

FUND	APPROPRIATIONS		REQUIREMENTS	TOTAL REQUIREMENTS	
	EXPENDITURES	CONTINGENCIES	PROVISIONS FOR RESERVES (INCREASES OR NEW RESERVES)		
COUNTY SERVICE AREAS					
NO. 1	WHISPERING PALMS	\$ 24,397	\$ 2,295	\$ 1,140	\$ 27,832
NO. 4	MAJESTIC PINES, ZONES A, B & C	27,259	1,400	23,208	51,867
	DEBT SERVICE	10,950		13,950	24,900
NO. 5	HIGH VALLEY	1,760	150	75	1,985
NO. 6	PAUMA VALLEY	9,150	800	400	10,350
NO. 7	RAINBOW VALLEY	4,900	200	2,979	8,079
NO. 8	MAGEE ROAD	3,590	310	155	4,055
NO. 9	SANTA FE				
	ZONE A	1,444	127	63	1,634
	ZONE B	1,115	97	43	1,255
	ZONE C	5,218	450		5,668
NO. 10	DAVIS DRIVE	940	80	40	1,060
NO. 11	BERNARDO ROAD				
	ZONE A	1,640	140	70	1,850
	ZONE B	1,190	100	50	1,340
	ZONE C	1,280	100	2,045	3,425
	ZONE D	860	70	1,367	2,297
NO. 12	LOMAIR	2,680	230	115	3,025
NO. 13	PALA MESA				
	ZONE A	7,100	620	310	8,030
	ZONE B, STEWART CANYON	4,150	360	180	4,690
NO. 14	RANCHO DIEGO	2,085	160	3,291	5,536
NO. 16	WYNOLA	5,299	460	230	5,989
NO. 17	SAN DIEGUITO	107,296	500	2,400	110,196
NO. 18	HARRISON PARK	4,208	330	1,433	5,971
	ZONE A	217		2,892	3,109
NO. 20	DAILY ROAD	6,899	590	2,276	9,765
NO. 21	PAUMA HEIGHTS	3,167	270	2,254	5,691
NO. 22	WEST DAUGHERTY STREET	677	60	642	1,379
NO. 23	ROCK TERRACE	438	30	480	948
NO. 24	MT WHITNEY ROAD	807	60	1,297	2,164
NO. 25	JACUMBA	350			350
NO. 26	RANCHO SAN DIEGO	30,600	3,504		34,104
NO. 27	GLASGOW AVENUE	173		875	1,048
NO. 28	DATE STREET	173		875	1,048
NO. 29	CORTEZ WAY	114		529	643
NO. 30	ROYAL OAKS DRIVE & CARROLL LANE	2,401	190	2,029	4,620
NO. 31	ELTINGE DRIVE	229		1,275	1,504
NO. 32	CARLTON HILLS	13,330	1,100	550	14,980
NO. 33	SOLANA BEACH	14,231	1,200	2,534	17,965
NO. 34	EIGHTH STREET	560	40	683	1,283
NO. 36	VIA DEL ALBA	1,840		7,460	9,300

COUNTY OF SAN DIEGO FINAL BUDGET
 1973-1974
 SUMMARY OF SPECIAL DISTRICT BUDGETS
 GOVERNED THROUGH BOARD OF SUPERVISORS
 SCHEDULE 11

MEANS OF FINANCING

AVAILABLE FINANCING	TOTAL	CURRENT PROPERTY TAX TO BALANCE BUDGET		TAX RATE ON SECURED ROLL (ACTUAL)
		UNSECURED	SECURED	
\$ 3,794	\$ 24,038	\$ 63	\$ 23,975	.626
51,867 (25)				
	24,900		24,900	1.491
200	1,785		1,785	.161
359	9,991		9,991	1.070
3,304	4,775	140	4,635	.150
675	3,380		3,380	1.591
1,634 (26)				
320	935		935	.259
5,668 (27)				
403	657		657	.606
1,192	658		658	.393
795	545		545	
417	3,008		3,008	1.414
394	1,903		1,903	1.679
191	2,834		2,834	1.761
2,452	5,578		5,578	.234
2,968	1,722		1,722	.225
97	5,439		5,439	1.314
1,779	4,210		4,210	1.710
21,865	88,331	2,456	85,875	.051
2,331	3,640		3,640	.684
373	2,736		2,736	.559
1,065	8,700	7	8,693	1.134
5,691 (28)				
148	1,231	8	1,223	.150
123	825		825	.899
137	2,027		2,027	2.957
30	320	2	318	.079
10	34,094		34,094	.747
77	971		971	.891
50	998		998	1.771
24	619		619	1.033
441	4,179		4,179	1.497
197	1,307	103	1,204	.952
883	14,097	38	14,059	.030
3,245	14,720	334	14,386	.038
118	1,165		1,165	1.111
	9,300		9,300	1.220

COUNTY OF SAN DIEGO FINAL BUDGET
1973-1974
SUMMARY OF SPECIAL DISTRICT BUDGETS
GOVERNED THROUGH BOARD OF SUPERVISORS
SCHEDULE 11

FUND	APPROPRIATIONS		REQUIREMENTS	TOTAL	
	EXPENDITURES	CONTINGENCIES	PROVISIONS FOR RESERVES (INCREASES OR NEW RESERVES)	REQUIREMENTS	
COUNTY SERVICES AREAS CONT'D					
NO. 37	ARCADIA STREET	\$ 423	\$	870	\$ 1,293
NO. 38	GAY RIO TERRACE	2,903	100	4,390	7,393
NO. 39	SUNBEAM LANE	934	50	635	1,619
NO. 40	MONTGOMERY STREET	368		890	1,258
NO. 41	KNOB HILL	759	34	1,467	2,260
NO. 42	WOODLAWN PARK				
	ZONE A	870		2,040	2,910
	ZONE B	2,309		1,380	3,689
NO. 45	RINCON SPRINGS ROAD	1,282	100	565	1,947
NO. 46	ROCOSO ROAD	1,303	77	1,822	3,202
NO. 47	ALTA VISTA ACRES	3,198	278	139	3,615
NO. 48	POWAY PARKS	6,710	600	6,156	13,466
NO. 49	SUNSET KNOLLS ROAD	951	83	704	1,738
NO. 50	KNOLL PARK LANE	481	42	486	1,009
TOTAL COUNTY SERVICE AREAS		\$ 327,208	\$ 17,387	\$ 101,739	\$ 446,334

COUNTY OF SAN DIEGO FINAL BUDGET
 1973-1974
 SUMMARY OF SPECIAL DISTRICT BUDGETS
 GOVERNED THROUGH BOARD OF SUPERVISORS
 SCHEDULE 11

MEANS OF FINANCING

AVAILABLE FINANCING	TOTAL	CURRENT PROPERTY TAX TO BALANCE BUDGET		TAX RATE ON SECURED ROLL (ACTUAL)
		UNSECURED	SECURED	
\$ 37	\$ 1,256	\$	\$ 1,256	
1,669	5,724		5,724	
155	1,464		1,464	3.793
59	1,199		1,199	1.587
249	2,011		2,011	6.591
354	2,556		2,556	2.900
368	3,321		3,321	2.317
82	1,865		1,865	.856
205	2,997		2,997	1.096
	3,615		3,615	1.920
	13,466		13,466	.026
1,738				
1,009				
121,242	325,092	3,151	321,941	

COUNTY OF SAN DIEGO FINAL BUDGET
1973-1974
SUMMARY OF SPECIAL DISTRICT BUDGETS
GOVERNED THROUGH BOARD OF SUPERVISORS
SCHEDULE 11

FUND	APPROPRIATIONS		REQUIREMENTS	TOTAL
	EXPENDITURES	CONTINGENCIES	PROVISIONS FOR RESERVES (INCREASES OR NEW RESERVES)	REQUIREMENTS
COUNTY FLOOD CONTROL DISTRICT				
ZONE 1	\$ 427,300	\$ 9,300	\$ 4,900	\$ 441,500
ZONE 2	588,855	6,600	9,700	605,155
ZONE 3	214,500	9,000	5,900	229,400
ZONE 4	103,825	3,500	3,400	110,725
ZONE 5	43,800	1,200	1,000	46,000
TOTAL COUNTY FLOOD CONTROL DISTRICT	\$ 1,378,280	\$ 29,600	\$ 24,900	\$ 1,432,780
AIR POLLUTION CONTROL DISTRICT				
	\$ 5,500	\$	\$	\$ 5,500
TOTAL SPECIAL DISTRICTS GOVERNED THROUGH BOARD OF SUPERVISORS	\$ 11,983,357	\$ 235,711	\$ 279,125	\$ 12,498,193

COUNTY OF SAN DIEGO FINAL BUDGET
 1973-1974
 SUMMARY OF SPECIAL DISTRICT BUDGETS
 GOVERNED THROUGH BOARD OF SUPERVISORS
 SCHEDULE 11

MEANS OF FINANCING				
AVAILABLE FINANCING	TOTAL	CURRENT PROPERTY TAX TO UNSECURED	BALANCE BUDGET SECURED	TAX RATE ON SECURED ROLL (ACTUAL)
\$ 334,145	\$ 107,355	\$ 2,122	\$ 105,233	.032
391,410	213,745	7,376	206,369	.108
99,431	129,969	3,344	126,625	.060
36,688	74,037	5,365	68,672	.133
13,385	32,615	396	32,219	.122
\$ 875,059	\$ 557,721	\$ 18,603	\$ 539,118	
\$ 5,500	\$	\$	\$	
\$ 10,717,911	\$ 1,780,282	\$ 32,259	\$ 1,748,023	

COUNTY OF SAN DIEGO FINAL BUDGET
1973-1974
SUMMARY OF SPECIAL DISTRICT BUDGETS
GOVERNED THROUGH BOARD OF SUPERVISORS
SCHEDULE 11

PORTION OF FUND BALANCE AVAILABLE WHICH IS NOT REQUIRED FOR FINANCING BUDGET YEAR REQUIREMENTS

(1)	89,431
(2)	5,920
(3)	229
(4)	159
(5)	1,057
(6)	13,665
(7)	44,987
(8)	2,970
(9)	510
(10)	6,331
(11)	3,095
(12)	476
(13)	238
(14)	159
(15)	3,107
(16)	174
(17)	22,679
(18)	409
(19)	328
(20)	541
(21)	2,324
(22)	568
(23)	1,932
(24)	300
(25)	6,751
(26)	2,343
(27)	1,660
(28)	5,138
(29)	7,853

COUNTY OF SAN DIEGO FINAL BUDGET
1973-1974
SUMMARY OF AVAILABLE FINANCING
BEFORE PROVIDING FOR CURRENT PROPERTY TAX LEVY
BUDGETS OF SPECIAL DISTRICTS
GOVERNED THROUGH BOARD OF SUPERVISORS
SCHEDULE 12

FUND	FUND BALANCE AS OF JUNE 30, 1973 (ACTUAL)	RESERVE FOR ENCUMBRANCES	LESS: FUND BALANCE - UNAVAILABLE UNCANCELLED GENERAL RESERVES AND RESERVES WITHIN A.C.O. FUNDS	OTHER RESERVES
LIGHTING DISTRICTS				
BLACKTON HIGHWAY LIGHTING DISTRICT	493	65	203	
CARDIFF PUBLIC HIGHWAY LIGHTING DISTRICT	14,112	1,825	5,304	
EDEN GARDENS LIGHTING DISTRICT	649	85	245	
EL CAJON HIGHWAY LIGHTING DISTRICT	955	130	310	
ENCINITAS LIGHTING DISTRICT	103	10	38	
FALLBROOK HIGHWAY LIGHTING DISTRICT	9,123	725	2,595	
HARBORSIDE LIGHTING DISTRICT	3,664	460	1,259	
JULIAN PUBLIC HIGHWAY LIGHTING DISTRICT	408	50	151	
LAKE SIDE PUBLIC HIGHWAY LIGHTING DISTRICT	8,422	1,020	3,528	
LEMON GROVE LIGHTING DISTRICT	22,356	4,001	8,790	
POWAY LIGHTING DISTRICT	1,965	410	836	
RAMONA PUBLIC HIGHWAY LIGHTING DISTRICT	4,019	410	1,348	
REXFORD LIGHTING DISTRICT	2,093	400	885	
SAN MARCOS HIGHWAY LIGHTING DISTRICT	808	115	210	
SOLANA BEACH PUBLIC HIGHWAY LIGHTING DISTRICT	8,824	800	3,264	
SPRING VALLEY LIGHTING DISTRICT	18,224	2,400	6,339	
SYCAMORE HILLS LIGHTING DISTRICT	13,049	1,650	5,420	
VISTA LA MESA PUBLIC HIGHWAY LIGHTING DISTRICT	1,420	210	569	
TOTAL LIGHTING DISTRICTS	\$ 110,687	\$ 14,766	\$ 41,294	
LIGHTING MAINTENANCE DISTRICTS				
BROOKSIDE LIGHTING MAINTENANCE DISTRICT	\$ 2,418	\$ 300	\$ 1,010	
CARLTON OAKS LIGHTING MAINTENANCE DISTRICT	264	40	107	
DONALD WAY LIGHTING MAINTENANCE DISTRICT	99	10	39	
ENCINITAS LIGHTING MAINTENANCE DISTRICT NO. 1	5,853	931	1,770	
JACUMBA LIGHTING MAINTENANCE	630	100	240	
LAKE SAN MARCOS LIGHTING MAINTENANCE DISTRICT	4,821	382	1,369	
LEMON GROVE LIGHTING MAINTENANCE DISTRICT	2,791	210	877	
LEUCADIA LIGHTING MAINTENANCE DISTRICT	809	20	189	
PEPPER DRIVE LIGHTING MAINTENANCE DISTRICT	762	100	336	
ROYAL CREST LIGHTING MAINTENANCE DISTRICT	249	40	108	
SAN DIEGO COUNTY LIGHTING MAINTENANCE DISTRICT NO. 1	74,604	14,993	20,165	
SAN DIEGO COUNTY LIGHTING MAINTENANCE DISTRICT NO. 2	8,519	600	1,397	
SPRING VALLEY LIGHTING MAINTENANCE DISTRICT	6,944	850	2,833	
SUNSHINE PARK LIGHTING MAINTENANCE DISTRICT	499	70	214	
WINTER GARDENS LIGHTING MAINTENANCE DISTRICT	1,307	175	450	
TOTAL LIGHTING MAINTENANCE DISTRICTS	\$ 110,569	\$ 18,821	\$ 31,104	

COUNTY OF SAN DIEGO FINAL BUDGET
 1973-1974
 SUMMARY OF AVAILABLE FINANCING
 BEFORE PROVIDING FOR CURRENT PROPERTY TAX LEVY
 BUDGETS OF SPECIAL DISTRICTS
 GOVERNED THROUGH BOARD OF SUPERVISORS
 SCHEDULE 12

INTER-FUND TRANSFERS	FUND BALANCE AVAILABLE FOR FINANCING BUDGET YEAR REQUIREMENTS-ACTUAL	ESTIMATED REVENUES OTHER THAN CURRENT PROPERTY TAXES	TOTAL AVAILABLE FINANCING
\$	\$ 225	\$	\$ 225
	6,983		6,983
	319		319
	515		515
	55		55
	5,803		5,803
	1,945		1,945
	207		207
	3,874		3,874
	9,565		9,565
	719		719
	2,261		2,261
	808		808
	483		483
	4,760		4,760
	9,485		9,485
	5,979		5,979
	641		641
\$	\$ 54,627	\$	\$ 54,627
	1,108		1,108
	117		117
	50		50
	3,152		3,152
	290		290
	3,070		3,070
	1,704		1,704
	600		600
	326		326
	101		101
	39,446	50,000	89,446
	6,522	5,000	11,522
	3,261		3,261
	215		215
	682		682
\$	\$ 60,644	\$ 55,000	\$ 115,644

COUNTY OF SAN DIEGO FINAL BUDGET
 1973-1974
 SUMMARY OF AVAILABLE FINANCING
 BEFORE PROVIDING FOR CURRENT PROPERTY TAX LEVY
 BUDGETS OF SPECIAL DISTRICTS
 GOVERNED THROUGH BOARD OF SUPERVISORS
 SCHEDULE 12

FUND	FUND BALANCE AS OF JUNE 30, 1973 (ACTUAL)	RESERVE FOR ENCUMBRANCES	LESS: FUND BALANCE - UNAVAILABLE UNCANCELLED GENERAL RESERVES AND RESERVES WITHIN A.C.O. FUNDS	OTHER RESERVES
SANITATION DISTRICTS				
ALPINE SANITATION DISTRICT				
MAINTENANCE	\$ 16,251	\$ 1,230	\$ 10,000	\$
DEBT SERVICE 1953 (115M)	6,174		1,916	
DEBT SERVICE 1953 (5M), 1970 (285M)	18,937		7,252	
BUENA SANITATION DISTRICT				
MAINTENANCE	114,704	149	5,000	
DEBT SERVICE 1964	91,806		35,837	
CARDIFF SANITATION DISTRICT				
MAINTENANCE	130,716	103,404	25,000	
DEBT SERVICE 1956	13,729		2,707	
1965 SEWER REVENUE	128,182			
1965 SEWER MAINTENANCE & OPERATION	29,805	774		
1965 SEWER REVENUE BOND - INTEREST	9,411			
1965 SEWER REVENUE BOND - RETIREMENT	6,567			
1965 SEWER REVENUE BOND - RESERVE	43,501			
1965 SEWER REVENUE BOND - SURPLUS FUND	10,009			
JULIAN SANITATION DISTRICT				
MAINTENANCE	9,476	41		
DEBT SERVICE 1953	204			
LAKESIDE SANITATION DISTRICT				
MAINTENANCE	443,087	276,609	5,000	
DEBT SERVICE 1958	14,523		1,573	
LEMON GROVE SANITATION DISTRICT				
MAINTENANCE	121,671	1,961	2,000	
MONTGOMERY SANITATION DISTRICT				
MAINTENANCE	224,440	152,356	2,000	
PINE VALLEY SANITATION DISTRICT				
MAINTENANCE	9,757	17		
RAMONA SANITATION DISTRICT				
MAINTENANCE	33,397	196	9,000	
DEBT SERVICE 1949	122,887		52,655	
RANCHO SANTA FE SANITATION DISTRICT				
MAINTENANCE	6,063	165	203	
DEBT SERVICE 1960	1,299			

COUNTY OF SAN DIEGO FINAL BUDGET
1973-1974
SUMMARY OF AVAILABLE FINANCING
BEFORE PROVIDING FOR CURRENT PROPERTY TAX LEVY
BUDGETS OF SPECIAL DISTRICTS
GOVERNED THROUGH BOARD OF SUPERVISORS
SCHEDULE 12

INTER-FUND TRANSFERS	FUND BALANCE AVAILABLE FOR FINANCING BUDGET YEAR REQUIREMENTS-ACTUAL	ESTIMATED REVENUES OTHER THAN CURRENT PROPERTY TAXES	TOTAL AVAILABLE FINANCING
\$	\$ 5,021	\$ 48,761	\$ 53,782
	4,258	200	4,458
	11,685	300	11,985
	109,555	90,846	200,401
	55,969	6,700	62,669
	2,312	2,727,982	2,730,294
	11,022	350	11,372
	128,182	166,494	294,676
	29,031	87,089	116,120
	9,411	21,446	30,857
	6,567	14,842	21,409
	43,501	3,000	46,501
	10,009	22,024	32,033
	9,435	9,424	18,859
	204	50	254
	161,478	1,006,437	1,167,915
	12,950	700	13,650
	117,710	284,889	402,599
	70,084	303,184	373,268
	9,740	7,870	17,610
	24,201	66,199	90,400
	70,232		70,232
	5,898	21,801	27,699
	1,096	250	1,346

COUNTY OF SAN DIEGO FINAL BUDGET
1973-1974
SUMMARY OF AVAILABLE FINANCING
BEFORE PROVIDING FOR CURRENT PROPERTY TAX LEVY
BUDGETS OF SPECIAL DISTRICTS
GOVERNED THROUGH BOARD OF SUPERVISORS
SCHEDULE 12

FUND	FUND BALANCE AS OF JUNE 30, 1973 (ACTUAL)	RESERVE FOR ENCUMBRANCES	LESS: FUND BALANCE - UNAVAILABLE UNCANCELLED GENERAL RESERVES AND RESERVES WITHIN A.C.O. FUNDS	OTHER RESERVES
SANITATION DISTRICTS				
ROLANDO SANITATION DISTRICT MAINTENANCE	\$ 10,321	\$ 221	\$ 500	
SOLANA BEACH SANITATION DISTRICT MAINTENANCE	91,455	60,733		
1965 SEWER REVENUE	48,236			
1965 SEWER MAINTENANCE & OPERATION	12,782	184		
1965 SEWER REVENUE BOND - INTEREST	9,779			
1965 SEWER REVENUE BOND - RETIREMENT	6,569			
1965 SEWER REVENUE BOND - RESERVE	45,548			
1965 SEWER REVENUE BOND - SURPLUS REVENUE	11,182			
SPRING VALLEY SANITATION DISTRICT MAINTENANCE	145,505	68,500	22,000	
DEBT SERVICE 1956	41,461		12,112	
1962 SEWER REVENUE	334,089			
1962 SEWER MAINTENANCE & OPERATION	5,005	200		
1962 SEWER REVENUE BOND - INTEREST	8,343			
1962 SEWER REVENUE BOND - PRINCIPAL	10,141			
1962 SEWER REVENUE BOND - RESERVE	102,209			
1962 SEWER REVENUE BOND - SURPLUS REVENUE	144,834			
WHISPERING PALMS SANITATION DISTRICT MAINTENANCE	11,384	35		
TOTAL SANITATION DISTRICTS	\$ 2,645,439	\$ 666,775	\$ 194,755	
RECREATION AND PARK DISTRICTS				
SPRING VALLEY RECREATION DISTRICT	\$ 59,120	\$ 55,762	\$	
MAINTENANCE DISTRICTS				
RANCHO SANTA FE MAINTENANCE DISTRICT	\$ 12,865	\$ 765	\$	
SAN DIEGO COUNTY DRAINAGE MAINTENANCE DISTRICT NO. 1	9,824	21		
WINTER GARDENS SEWER MAINTENANCE DISTRICT	20,351	229		
TOTAL MAINTENANCE DISTRICTS	\$ 43,040	\$ 1,015	\$	

COUNTY OF SAN DIEGO FINAL BUDGET
 1973-1974
 SUMMARY OF AVAILABLE FINANCING
 BEFORE PROVIDING FOR CURRENT PROPERTY TAX LEVY
 BUDGETS OF SPECIAL DISTRICTS
 GOVERNED THROUGH BOARD OF SUPERVISORS
 SCHEDULE 12

INTER-FUND TRANSFERS	FUND BALANCE AVAILABLE FOR FINANCING BUDGET YEAR REQUIREMENTS-ACTUAL	ESTIMATED REVENUES OTHER THAN CURRENT PROPERTY TAXES	TOTAL AVAILABLE FINANCING
\$	\$ 9,600	\$ 24,821	\$ 34,421
	30,722	253,555	284,277
	48,236	181,299	229,535
	12,598	65,078	77,676
	9,779	22,367	32,146
	6,569	14,840	21,409
	45,548	2,000	47,548
	11,182	500	11,682
	55,005	1,444,315	1,499,320
	29,349	900	30,249
	334,089	611,631	945,720
	4,805	200,004	204,809
	8,343	42,988	51,331
	10,141	48,734	58,875
	102,209	2,000	104,209
	144,834	18,500	163,334
	11,349	300	11,649
\$	\$ 1,783,909	\$ 7,824,670	\$ 9,608,579
\$	\$ 3,358	\$ 2,000	\$ 5,358
\$	\$ 12,100	\$ 10,806	\$ 22,906
	9,803	600	10,403
	20,122	75,360	95,482
\$	\$ 42,025	\$ 86,766	\$ 128,791

COUNTY OF SAN DIEGO FINAL BUDGET
1973-1974
SUMMARY OF AVAILABLE FINANCING
BEFORE PROVIDING FOR CURRENT PROPERTY TAX LEVY
BUDGETS OF SPECIAL DISTRICTS
GOVERNED THROUGH BOARD OF SUPERVISORS
SCHEDULE 12

FUNDS	FUND BALANCE AS OF JUNE 30, 1973 (ACTUAL)	RESERVE FOR ENCUMBRANCES	LESS: FUND BALANCE - UNAVAILABLE UNCANCELLED GENERAL RESERVES AND RESERVES WITHIN A.C.O. FUNDS	OTHER RESERVES
COMMUNITY SERVICE DISTRICTS				
CARDIFF MARINA	\$ 4,500	\$	\$	
COUNTY SERVICE AREAS				
NO. 1 WHISPERING PALMS	\$ 13,512	\$ 5,258	\$ 4,460	
NO. 4 MAJESTIC PINES	32,963	9,312	4,400	
NO. 5 HIGH VALLEY	350	150		
NO. 6 PAUMA VALLEY	1,092	325	408	
NO. 7 RAINBOW VALLEY	3,810	506		
NO. 8 MAGEE ROAD	1,332	22	635	
NO. 9 SANTA FE				
ZONE A	4,379	90	312	
ZONE B	1,737	1,289	128	
ZONE C	17,740	2,135	8,277	
NO. 10 DAVIS DRIVE	783	343	37	
NO. 11 BERNARDO DRIVE				
ZONE A	1,352	57	103	
ZONE B	1,268	370	103	
ZONE C	503		86	
ZONE D	843	385	64	
NO. 12 LOMAIR	364	117	56	
NO. 13 PALA MESA				
ZONE A	5,442	1,800	1,190	
ZONE B	5,694		2,726	
NO. 14 RANCHO DIEGO	4,544	1,124	3,323	
NO. 16 WYNOLA	3,942	1,918	245	
NO. 17 SAN DIEGUITO	7,623	2,758		
NO. 18 HARRISON PARK	3,093	355	407	
ZONE A	373			
NO. 20 DAILY ROAD	1,898	371	462	
NO. 21 PAUMA HEIGHTS	14,116	2,900	387	
NO. 22 WEST DOUGHERTY STREET	315	126	41	
NO. 23 ROCK TERRACE	369	218	28	
NO. 24 MT. WHITNEY ROAD	175	2	36	
NO. 25 JACUMBA	320	250	40	
NO. 26 RANCHO SAN DIEGO	16,054	16,044		
NO. 27 GLASGOW AVENUE	77			
NO. 28 DATE STREET	50			
NO. 29 CORTEZ WAY	24			

COUNTY OF SAN DIEGO FINAL BUDGET
 1973-1974
 SUMMARY OF AVAILABLE FINANCING
 BEFORE PROVIDING FOR CURRENT PROPERTY TAX LEVY
 BUDGETS OF SPECIAL DISTRICTS
 GOVERNED THROUGH BOARD OF SUPERVISORS
 SCHEDULE 12

INTER-FUND TRANSFERS	FUND BALANCE AVAILABLE FOR FINANCING BUDGET YEAR REQUIREMENTS-ACTUAL	ESTIMATED REVENUES OTHER THAN CURRENT PROPERTY TAXES	TOTAL AVAILABLE FINANCING
\$	\$ 4,500	\$ 200	\$ 4,700
\$	\$ 3,794	\$	\$ 3,794
	19,251	39,367	58,618
	200		200
	359		359
	3,304		3,304
	675		675
	3,977		3,977
	320		320
	7,328		7,328
	403		403
	1,192		1,192
	795		795
	417		417
	394		394
	191		191
	2,452		2,452
	2,968		2,968
	97		97
	1,779		1,779
	4,865	17,000	21,865
	2,331		2,331
	373		373
	1,065		1,065
	10,829		10,829
	148		148
	123		123
	137		137
	30		30
	10		10
	77		77
	50		50
	24		24

COUNTY OF SAN DIEGO FINAL BUDGET
1973-1974
SUMMARY OF AVAILABLE FINANCING
BEFORE PROVIDING FOR CURRENT PROPERTY TAX LEVY
BUDGETS OF SPECIAL DISTRICTS
GOVERNED THROUGH BOARD OF SUPERVISORS
SCHEDULE 12

FUND	FUND BALANCE AS OF JUNE 30, 1973 (ACTUAL)	RESERVE FOR ENCUMBRANCES	LESS: FUND BALANCE - UNAVAILABLE UNCANCELLED GENERAL RESERVES AND RESERVES WITHIN A.C.O. FUNDS	OTHER RESERVES
COUNTY SERVICE AREAS CONTD				
NO. 30 ROYAL OAKS DRIVE & CARROLL LANE	\$ 1,946	\$ 1,432	\$ 73	\$
NO. 31 ELTINGE DRIVE	197			
NO. 32 CARLTON HILLS	4,693	3,615	195	
NO. 33 SOLANA BEACH	4,787	1,311	231	
NO. 34 EIGHTH STREET IN OLIVENHAIN	253	120	15	
NO. 37 ARCADIA STREET	37			
NO. 38 GAY RIO TERRACE	2,669		1,000	
NO. 39 SUNBEAM LANE	1,355	1,200		
NO. 40 MONTGOMERY STREET	59			
NO. 41 KNOB HILL DRIVE	4,449	4,200		
NO. 42 WOODLAWN PARK				
ZONE A	1,504	1,150		
ZONE B	7,168	6,800		
NO. 44 HIDDEN MEADOWS				
NO. 45 RINCON SPRINGS ROAD	486	404		
NO. 46 ROCOSO ROAD	241	36		
NO. 47 ALTA VISTA ACRES				
NO. 48 POWAY PARKS				
NO. 49 SUNSET KNOLLS ROAD				
NO. 50 KNOLL PARK LANE				
TOTAL COUNTY SERVICE AREAS	\$ 175,981	\$ 68,493	\$ 29,468	
COUNTY FLOOD CONTROL DISTRICT				
ZONE 1	\$ 292,681	\$ 7,436	\$ 68,500	
ZONE 2	241,349	12,739	39,200	
ZONE 3	202,688	84,057	31,700	
ZONE 4	85,240	38,952	12,600	
ZONE 5	19,991	206	7,400	
TOTAL FLOOD CONTROL DISTRICT	\$ 841,949	\$ 143,390	\$ 159,400	
AIR POLLUTION CONTROL DISTRICT	\$ 8,258	\$ 405	\$	
TOTAL SPECIAL DISTRICTS GOVERNED THROUGH BOARD OF SUPERVISORS	\$ 3,999,543	\$ 969,427	\$ 456,021	

COUNTY OF SAN DIEGO FINAL BUDGET
 1973-1974
 SUMMARY OF AVAILABLE FINANCING
 BEFORE PROVIDING FOR CURRENT PROPERTY TAX LEVY
 BUDGETS OF SPECIAL DISTRICTS
 GOVERNED THROUGH BOARD OF SUPERVISORS
 SCHEDULE 12

INTER-FUND TRANSFERS	FUND BALANCE AVAILABLE FOR FINANCING BUDGET YEAR REQUIREMENTS-ACTUAL	ESTIMATED REVENUES OTHER THAN CURRENT PROPERTY TAXES	TOTAL AVAILABLE FINANCING
\$	\$ 441	\$	\$ 441
	197		197
	883		883
	3,245		3,245
	118		118
	37		37
	1,669		1,669
	155		155
	59		59
	249		249
	354		354
	368		368
	82		82
	205		205
		1,738	1,738
		1,009	1,009
\$	\$ 78,020	\$ 59,114	\$ 137,134
\$	\$ 216,745	\$ 117,400	\$ 334,145
	189,410	202,000	391,410
	86,931	12,500	99,431
	33,688	3,000	36,688
	12,385	1,000	13,385
\$	\$ 539,159	\$ 335,900	\$ 875,059
\$	\$ 7,853	\$ 5,500	\$ 13,353
\$	\$ 2,574,095	\$ 8,369,150	\$ 10,943,245

COUNTY OF SAN DIEGO FINAL BUDGET
1973-1974
SPECIAL DISTRICTS
GOVERNED THROUGH BOARD OF SUPERVISORS
ASSESSED VALUATION AND DELINQUENCY ALLOWANCE DATA
SCHEDULE 13A

DISTRICT-FUND NET ASSESSED VALUATION		DELINQUENCY ALLOWANCE SECURED %
	SECURED ROLL	UNSECURED ROLL	
LIGHTING DISTRICTS			
BLACKTON HIGHWAY LIGHTING DISTRICT	\$ 364,985	\$	
CARDIFF PUBLIC HIGHWAY LIGHTING DISTRICT	15,711,052	237,874	.60
EDEN GARDENS LIGHTING DISTRICT	857,396	8,371	2.00
EL CAJON HIGHWAY LIGHTING DISTRICT	390,174		1.60
ENCINITAS LIGHTING DISTRICT	230,921		1.80
FALLBROOK HIGHWAY LIGHTING DISTRICT	6,748,596	329,863	2.50
HARBORSIDE LIGHTING DISTRICT	3,995,968	97,286	.50
JULIAN PUBLIC HIGHWAY LIGHTING DISTRICT	497,942	47,064	3.40
LAKESIDE PUBLIC HIGHWAY LIGHTING DISTRICT	7,774,784	619,206	1.70
LEMON GROVE LIGHTING DISTRICT	19,949,910	117,572	.50
REED TEMPORARY ZONE	357,657		5.00
TAYLOR TEMPORARY ZONE	202,758		5.00
POWAY LIGHTING DISTRICT	2,627,571	2,799	.20
LONG TEMPORARY ZONE	162,395		5.00
SCOTT TEMPORARY ZONE	161,778		5.00
RAMONA PUBLIC HIGHWAY LIGHTING DISTRICT	3,249,255	170,257	2.00
RESMAR LIGHTING DISTRICT	313,557		5.00
REXFORD LIGHTING DISTRICT	1,931,234	1,880	
BALINT TEMPORARY DISTRICT	161,664		5.00
SAN MARCOS HIGHWAY LIGHTING DISTRICT	749,164	250	1.20
MARTINI TEMPORARY ZONE	90,090		5.00
SOLANA BEACH PUBLIC HIGHWAY LIGHTING DISTRICT	12,658,649	630,466	1.90
SPRING VALLEY LIGHTING DISTRICT	15,846,530	79,762	.70
FARRAR TEMPORARY ZONE	252,918		5.00
LIND TEMPORARY ZONE	139,129		5.00
MOORE TEMPORARY ZONE	389,959		5.00
SYCAMORE HILLS LIGHTING DISTRICT	12,314,139	109,975	.70
VISTA LA MESA PUBLIC HIGHWAY LIGHTING DISTRICT	2,653,940	37,317	.20
LOWERISON TEMPORARY ZONE	218,737		5.00
TOTAL LIGHTING DISTRICTS	\$111,002,852	\$ 2,489,942	

COUNTY OF SAN DIEGO FINAL BUDGET
1973-1974
SPECIAL DISTRICTS
GOVERNED THROUGH BOARD OF SUPERVISORS
ASSESSED VALUATION AND DELINQUENCY ALLOWANCE DATA
SCHEDULE 13A

DISTRICT-FUND	NET ASSESSED VALUATION		DELINQUENCY ALLOWANCE SECURED %
	SECURED ROLL	UNSECURED ROLL	
LIGHTING MAINTENANCE DISTRICTS			
BROOKSIDE LIGHTING MAINTENANCE DISTRICT	\$ 2,166,091	\$ 6,270	.40
CARLTON OAKS LIGHTING MAINTENANCE DISTRICT	142,653		1.70
DONALD WAY LIGHTING MAINTENANCE	33,530		
ENCINITAS LIGHTING MAINTENANCE DISTRICT NO. 1	1,786,259	90,575	.30
JACUMBA LIGHTING MAINTENANCE DISTRICT	260,273	606	2.20
LAKE SAN MARCOS LIGHTING MAINTENANCE DISTRICT	9,775,250	67,794	
LEMON GROVE LIGHTING MAINTENANCE DISTRICT	758,306	25,233	
LEUCADIA LIGHTING MAINTENANCE DISTRICT	137,941	36	
PEPPER DRIVE LIGHTING MAINTENANCE DISTRICT	527,345		
ROYAL CREST LIGHTING MAINTENANCE DISTRICT	270,856		2.10
SAN DIEGO COUNTY LIGHTING MAINTENANCE DISTRICT NO. 1	62,958,917	39,134	.80
SAN DIEGO COUNTY LIGHTING MAINTENANCE DISTRICT NO. 2	13,045,902		3.90
SPRING VALLEY LIGHTING MAINTENANCE DISTRICT	6,601,647	18,305	2.20
SUNSHINE PARK LIGHTING MAINTENANCE DISTRICT	215,145		
WINTER GARDENS LIGHTING MAINTENANCE	876,907	5,750	1.10
TOTAL LIGHTING MAINTENANCE DISTRICTS	\$ 99,557,022	\$ 253,703	
SANITATION DISTRICTS			
ALPINE SANITATION DISTRICT			
OPERATING FUND			
DEBT SERVICE FUND 1953 (115M)	\$ 2,694,965	\$ 58,485	1.40
DEBT SERVICE FUND 1953 (5M)	2,723,313	58,485	1.40
DEBT SERVICE FUND 1953 (5M)	2,694,965	58,485	1.40
BUENA SANITATION DISTRICT			
OPERATING FUND	13,476,229	20,345	5.00
DEBT SERVICE 1964	13,930,165	20,345	1.80
CARDIFF SANITATION DISTRICT			
OPERATING FUND	22,121,659	151,342	1.80
DEBT SERVICE FUND 1956	22,121,659	151,342	1.80
JULIAN SANITATION DISTRICT			
OPERATING FUND	479,243	10,922	4.00
DEBT SERVICE FUND 1953	479,243	10,922	4.00
LAKESIDE SANITATION DISTRICT			
OPERATING FUND	26,321,062	188,352	5.00
DEBT SERVICE FUND 1958	27,474,863	188,442	3.70
LEMON GROVE SANITATION DISTRICT	37,016,760	476,947	5.00
MONTGOMERY SANITATION DISTRICT	26,412,161	769,693	5.00
PINE VALLEY SANITATION DISTRICT	287,991	1,250	5.00
RAMONA SANITATION DISTRICT			
OPERATING FUND	5,424,184	62,474	5.00
DEBT SERVICE FUND 1949	5,589,764	62,474	2.10

COUNTY OF SAN DIEGO FINAL BUDGET
1973-1974
SPECIAL DISTRICTS
GOVERNED THROUGH BOARD OF SUPERVISORS
ASSESSED VALUATION AND DELINQUENCY ALLOWANCE DATA
SCHEDULE 13A

DISTRICT-FUND NET ASSESSED VALUATION		DELINQUENCY ALLOWANCE SECURED %
	SECURED ROLL	UNSECURED ROLL	
RANCHO SANTA FE SANITATION DISTRICT			
OPERATING FUND	\$ 7,029,509	\$ 43,776	.30
DEBT SERVICE FUND 1960	7,029,509	43,776	.30
ROLANDO SANITATION DISTRICT			
SOLANA BEACH SANITATION DISTRICT	5,243,278	13,810	.40
SPRING VALLEY SANITATION DISTRICT	27,239,752	284,998	1.70
OPERATING FUND	73,063,363	484,920	1.40
DEBT SERVICE FUND 1956	73,666,903	484,920	1.40
WHISPERING PALMS SANITATION DISTRICT			
WHISPERING PALMS SANITATION DISTRICT	2,816,128	10,000	
TOTAL SANITATION DISTRICTS	\$405,336,668	\$ 3,656,505	
RECREATION AND PARK DISTRICTS			
SPRING VALLEY RECREATION AND PARK DISTRICT MAINTENANCE	\$ 23,439,841	\$ 1,164,025	1.50
MAINTENANCE DISTRICTS			
RANCHO SANTA FE MAINTENANCE DISTRICT	\$ 29,755,895	\$ 64,871	1.60
SAN DIEGO COUNTY DRAINAGE MAINTENANCE DISTRICT NO. 1	2,577,843		.70
WINTER GARDENS SEWER MAINTENANCE DISTRICT	10,083,129	12,098	5.00
TOTAL MAINTENANCE DISTRICTS	\$ 42,416,867	\$ 76,969	
COMMUNITY SERVICES DISTRICTS			
CARDIFF MARINA COMMUNITY SERVICE DISTRICT	\$ 930,230	\$ 5,767	5.00
COUNTY SERVICE AREAS			
COUNTY SERVICE AREA NO. 1 WHISPERING PALMS	\$ 2,856,779	\$ 10,325	
COUNTY SERVICE AREA NO. 4 MAJESTIC PINES	1,670,463	2,614	5.00
COUNTY SERVICE AREA NO. 4 MAJESTIC PINES DEBT SERVICE	1,670,463	2,614	5.00
COUNTY SERVICE AREA NO. 5 HIGH VALLEY	923,656	445	.30
COUNTY SERVICE AREA NO. 6 PAUMA VALLEY	878,074		3.30
COUNTY SERVICE AREA NO. 7 RAINBOW VALLEY	3,045,869	62,439	3.00
COUNTY SERVICE AREA NO. 8 MAGEE ROAD, PALA	212,383		2.10
COUNTY SERVICE AREA NO. 9 SANTA FE			
ZONE A	421,429		45.70
ZONE B	360,627		2.50
ZONE C	2,971,152		1.40
ZONE D	3,825,860	2,079	5.00

COUNTY OF SAN DIEGO FINAL BUDGET
1973-1974
SPECIAL DISTRICTS
GOVERNED THROUGH BOARD OF SUPERVISORS
ASSESSED VALUATION AND DELINQUENCY ALLOWANCE DATA
SCHEDULE 13A

DISTRICT-FUND NET ASSESSED VALUATION		DELINQUENCY ALLOWANCE SECURED %
	SECURED ROLL	UNSECURED ROLL	
COUNTY SERVICE AREAS CONTD			
COUNTY SERVICE AREA NO. 10 DAVIS DRIVE	108,385		4.50
COUNTY SERVICE AREA NO. 11 BERNARDO ROAD			
ZONE A	167,490		5.00
ZONE B	167,095		5.00
ZONE C	184,421		.80
ZONE D	104,170		
COUNTY SERVICE AREA NO. 12 LOMAIR	71,322		4.20
COUNTY SERVICE AREA NO. 13 PALA MESA			
ZONE A	2,393,003		2.50
ZONE B	767,607		19.30
COUNTY SERVICE AREA NO. 14 RANCHO DIEGO	414,040		3.10
COUNTY SERVICE AREA NO. 15 VIA PUERTA DEL SOL	602,402		
COUNTY SERVICE AREA NO. 16 WYNOLA	164,255		
COUNTY SERVICE AREA NO. 17 SAN DIEGUITO	170,596,023	4,043,465	2.60
COUNTY SERVICE AREA NO. 18 HARRISON PARK	532,220		2.60
ZONE A	308,520		2.40
COUNTY SERVICE AREA NO. 20 DAILY ROAD	766,969	2,000	1.10
COUNTY SERVICE AREA NO. 21 PAUMA HEIGHTS	287,428		5.00
COUNTY SERVICE AREA NO. 22 WEST DOUGHERTY STREET	340,491	5,470	2.70
COUNTY SERVICE AREA NO. 23 ROCK TERRACE ROAD	71,121		
COUNTY SERVICE AREA NO. 24 MT. WHITNEY ROAD	48,370		
COUNTY SERVICE AREA NO. 25 JACUMBA	364,657	3,447	2.60
COUNTY SERVICE AREA NO. 26 RANCHO SAN DIEGO	4,565,586	875	5.00
COUNTY SERVICE AREA NO. 27 GLASGOW AVENUE	108,950		
COUNTY SERVICE AREA NO. 28 DATE STREET	56,352		7.80
COUNTY SERVICE AREA NO. 29 CORTEZ WAY	59,866		4.40
COUNTY SERVICE AREA NO. 30 ROYAL OAK DRIVE AND CARROLL LANE	279,235		
COUNTY SERVICE AREA NO. 31 ELTINGE DRIVE	121,380	5,587	1.40
COUNTY SERVICE AREA NO. 32 CARLTON HILLS	19,590,913	130,132	.60
COUNTY SERVICE AREA NO. 33 SOLANA BEACH	22,171,306	897,287	2.30
COUNTY SERVICE AREA NO. 34 8TH STREET IN OLIVENHAIN	104,840		
COUNTY SERVICE AREA NO. 36 VIA DEL ALBA	762,584		5.00
COUNTY SERVICE AREA NO. 37 ARCADIA AVENUE	73,170		5.00
COUNTY SERVICE AREA NO. 38 GAY RIO TERRACE	265,638		5.00
COUNTY SERVICE AREA NO. 39 SUNBEAM LANE	38,590		5.00
COUNTY SERVICE AREA NO. 40 MONTGOMERY STREET	75,536		5.00
COUNTY SERVICE AREA NO. 41 KNOB HILL DRIVE	30,511		5.00
COUNTY SERVICE AREA NO. 42 WOODLAWN PARK	231,423	200	5.00
ZONE A	88,134		5.00
ZONE B	143,289	200	5.00
COUNTY SERVICE AREA NO. 43 VISTA CIELO	26,201		5.00
COUNTY SERVICE AREA NO. 44 HIDDEN MEADOWS	1,885,410	375	5.00
COUNTY SERVICE AREA NO. 45 RINCON SPRINGS ROAD	217,940		5.00
COUNTY SERVICE AREA NO. 46 ROCOSO ROAD	273,426		5.00
COUNTY SERVICE AREA NO. 47 ALTA VISTA ACRES	184,818		5.00
COUNTY SERVICE AREA NO. 48 POWAY	52,244,412	784,348	5.00
TOTAL COUNTY SERVICE AREAS	\$300,896,254	\$ 5,953,902	

COUNTY OF SAN DIEGO FINAL BUDGET
1973-1974
SPECIAL DISTRICTS
GOVERNED THROUGH BOARD OF SUPERVISORS
ASSESSED VALUATION AND DELINQUENCY ALLOWANCE DATA
SCHEDULE 13A

DISTRICT-FUND NET ASSESSED VALUATION		DELINQUENCY ALLOWANCE SECURED %
	SECURED ROLL	UNSECURED ROLL	
SAN DIEGO COUNTY FLOOD CONTROL DISTRICTS			
ZONE 1	\$ 335,276,180	\$ 6,186,999	3.20
ZONE 2	190,907,540	6,488,837	3.50
ZONE 3	208,867,047	5,785,090	1.60
ZONE 4	51,340,843	3,674,353	5.00
ZONE 5	26,362,893	318,780	6.30
ZONE 6	169,851		5.00
TOTAL SAN DIEGO COUNTY FLOOD CONTROL DISTRICTS	\$ 812,924,354	\$ 22,454,059	
TOTAL SPECIAL DISTRICTS GOVERNED THROUGH BOARD OF SUPERVISORS	\$1,796,504,088	\$ 36,054,872	

COUNTY OF SAN DIEGO FINAL BUDGET
1973-1974
SPECIAL DISTRICTS
GOVERNED THROUGH THE BOARD OF SUPERVISORS
ANALYSIS OF REVENUE BY DISTRICT BY SOURCE
OTHER THAN CURRENT PROPERTY TAXES
SCHEDULE 13B

REVENUE ACCOUNT	DISTRICT - REVENUE SOURCE	ACTUAL REVENUES 1971-1972	ACTUAL REVENUES 1972-1973	REVENUE ESTIMATES RECOMMENDED 1973-1974	ADOPTED BY THE BOARD OF SUPERVISORS 1973-1974	FUND - GENERAL OR OPERATING UNLESS OTHERWISE INDICATED
LIGHTING DISTRICTS						
BLACKTON HIGHWAY LIGHTING DISTRICT						
USE OF MONEY AND PROPERTY						
219.01	INTEREST - DEPOSITS AND INVESTMENTS	\$ 26	\$ 28	\$	\$	
	TOTAL USE OF MONEY AND PROPERTY	\$ 26 *	\$ 28 *	\$	* \$	*
AID FROM OTHER GOVERNMENTAL AGENCIES						
245.51	STATE AID FOR HOMEOWNERS PROP TAX RED	\$ 68	\$ 92	\$	\$	
	TOTAL AID FROM OTHER GOVERNMENTAL AGENCIES	\$ 68 *	\$ 92 *	\$	* \$	*
	TOTAL DISTRICT	\$ 94 *	\$ 120 *	\$	* \$	*
CARDIFF PUBLIC HIGHWAY LIGHTING DISTRICT						
TAXES OTHER THAN CURRENT PROPERTY						
203.01	PROPERTY TAXES - PRIOR SECURED	\$ 250	\$ 295	\$	\$	
204.01	PROPERTY TAXES - PRIOR UNSECURED	12	2			
	TOTAL TAXES OTHER THAN CURRENT PROPERTY	\$ 262 *	\$ 297 *	\$	* \$	*
USE OF MONEY AND PROPERTY						
219.01	INTEREST - DEPOSITS AND INVESTMENTS	\$ 585	\$ 821	\$	\$	
	TOTAL USE OF MONEY AND PROPERTY	\$ 585 *	\$ 821 *	\$	* \$	*
AID FROM OTHER GOVERNMENTAL AGENCIES						
245.51	STATE AID FOR HOMEOWNERS PROP TAX RED	\$ 1,232	\$ 1,502	\$	\$	
245.53	STATE AID FOR BUS INV PROP REDUCTION	93	88			
	TOTAL AID FROM OTHER GOVERNMENTAL AGENCIES	\$ 1,325 *	\$ 1,590 *	\$	* \$	*

COUNTY OF SAN DIEGO FINAL BUDGET
 1973-1974
 SPECIAL DISTRICTS
 GOVERNED THROUGH THE BOARD OF SUPERVISORS
 ANALYSIS OF REVENUE BY DISTRICT BY SOURCE
 OTHER THAN CURRENT PROPERTY TAXES
 SCHEDULE 13B

REVENUE ACCOUNT	DISTRICT - REVENUE SOURCE	ACTUAL REVENUES 1971-1972	ACTUAL REVENUES 1972-1973	REVENUE ESTIMATES RECOMMENDED 1973-1974	ADOPTED BY THE BOARD OF SUPERVISORS 1973-1974	FUND - GENERAL OR OPERATING UNLESS OTHERWISE INDICATED
CARDIFF PUBLIC HIGHWAY LIGHTING DISTRICT - CONTINUED						
OTHER REVENUE						
290.05	REV APP PR YR-FROM USE OF MONEY & PROP	\$ 18-	\$	\$	\$	
290.06	REV APP PR YR-AID FR OTHER GOV			3		
293.09	OTHER-TRANSFERS FROM OTHER FUNDS	547				
	TOTAL OTHER REVENUE	\$ 529 *	\$ 3 *	\$ *	\$ *	*
	TOTAL DISTRICT	\$ 2,701 *	\$ 2,711 *	\$ *	\$ *	*
EDEN GARDENS LIGHTING DISTRICT						
TAXES OTHER THAN CURRENT PROPERTY						
203.01	PROPERTY TAXES - PRIOR SECURED	\$ 34	\$ 45	\$	\$	
	TOTAL TAXES OTHER THAN CURRENT PROPERTY	\$ 34 *	\$ 45 *	\$ *	\$ *	*
USE OF MONEY AND PROPERTY						
219.01	INTEREST - DEPOSITS AND INVESTMENTS	\$ 38	\$ 37	\$	\$	
	TOTAL USE OF MONEY AND PROPERTY	\$ 38 *	\$ 37 *	\$ *	\$ *	*
AID FROM OTHER GOVERNMENTAL AGENCIES						
245.51	STATE AID FOR HOMEOWNERS PROP TAX	\$	\$	\$	\$	
245.53	STATE AID FOR BUS INV PROP REDUCTION	\$ 65	\$ 67	\$	\$	
	TOTAL AID FROM OTHER GOVERNMENTAL AGENCIES	\$ 67 *	\$ 69 *	\$ *	\$ *	*
	TOTAL DISTRICT	\$ 139 *	\$ 151 *	\$ *	\$ *	*
EL CAJON HIGHWAY LIGHTING DISTRICT						
USE OF MONEY AND PROPERTY						
219.01	INTEREST - DEPOSITS AND INVESTMENTS	\$ 74	\$ 51	\$	\$	
	TOTAL USE OF MONEY AND PROPERTY	\$ 74 *	\$ 51 *	\$ *	\$ *	*

COUNTY OF SAN DIEGO FINAL BUDGET
1973-1974
SPECIAL DISTRICTS
GOVERNED THROUGH THE BOARD OF SUPERVISORS
ANALYSIS OF REVENUE BY DISTRICT BY SOURCE
OTHER THAN CURRENT PROPERTY TAXES
SCHEDULE 13B

REVENUE ACCOUNT	DISTRICT - REVENUE SOURCE	ACTUAL REVENUES 1971-1972	ACTUAL REVENUES 1972-1973	REVENUE ESTIMATES RECOMMENDED 1973-1974	ADOPTED BY THE BOARD OF SUPERVISORS 1973-1974	FUND - GENERAL OR OPERATING UNLESS OTHERWISE INDICATED
EL CAJON HIGHWAY LIGHTING DISTRICT - CONTINUED						
AID FROM OTHER GOVERNMENTAL AGENCIES						
245.51	STATE AID FOR HOMEOWNERS PROP TAX RED	\$	\$ 367	\$	\$	
TOTAL AID FROM OTHER GOVERNMENTAL AGENCIES		\$ *	\$ 367 *	\$ *	\$ *	*
OTHER REVENUE						
293.09	OTHER-TRANSFERS FROM OTHER FUNDS	\$ 1,710	\$	\$	\$	
TOTAL OTHER REVENUE		\$ 1,710 *	\$ *	\$ *	\$ *	*
TOTAL DISTRICT		\$ 1,784 *	\$ 418 *	\$ *	\$ *	*
ENCINITAS LIGHTING DISTRICT						
USE OF MONEY AND PROPERTY						
219.01	INTEREST - DEPOSITS AND INVESTMENTS	\$ 5	\$ 6	\$	\$	
TOTAL USE OF MONEY AND PROPERTY		\$ 5 *	\$ 6 *	\$ *	\$ *	*
AID FROM OTHER GOVERNMENTAL AGENCIES						
245.51	STATE AID FOR HOMEOWNERS PROP TAX RED	\$ 3	\$ 5	\$	\$	
TOTAL AID FROM OTHER GOVERNMENTAL AGENCIES		\$ 3 *	\$ 5 *	\$ *	\$ *	*
TOTAL DISTRICT		\$ 8 *	\$ 11 *	\$ *	\$ *	*
FALLBROOK HIGHWAY LIGHTING DISTRICT						
TAXES OTHER THAN CURRENT PROPERTY						
203.01	PROPERTY TAXES - PRIOR SECURED	\$ 170	\$ 340	\$	\$	
204.01	PROPERTY TAXES - PRIOR UNSECURED	39	27			
TOTAL TAXES OTHER THAN CURRENT PROPERTY		\$ 209 *	\$ 367 *	\$ *	\$ *	*
USE OF MONEY AND PROPERTY						
219.01	INTEREST - DEPOSITS AND INVESTMENTS	\$ 374	\$ 486	\$	\$	
TOTAL USE OF MONEY AND PROPERTY		\$ 374 *	\$ 486 *	\$ *	\$ *	*

COUNTY OF SAN DIEGO FINAL BUDGET
1973-1974
SPECIAL DISTRICTS
GOVERNED THROUGH THE BOARD OF SUPERVISORS
ANALYSIS OF REVENUE BY DISTRICT BY SOURCE
OTHER THAN CURRENT PROPERTY TAXES
SCHEDULE 13B

REVENUE ACCOUNT	DISTRICT - REVENUE SOURCE	ACTUAL REVENUES 1971-1972	ACTUAL REVENUES 1972-1973	REVENUE ESTIMATES RECOMMENDED 1973-1974	ADOPTED BY THE BOARD OF SUPERVISORS 1973-1974	FUND - GENERAL OR OPERATING UNLESS OTHERWISE INDICATED
FALLBROOK HIGHWAY LIGHTING DISTRICT - CONTINUED						
AID FROM OTHER GOVERNMENTAL AGENCIES						
245.51	STATE AID FOR HOMEOWNERS PROP TAX					
	^{RED} STATE AID FOR BUS INV PROP REDUCTION	\$ 327	\$ 434	\$	\$	
245.53	STATE AID FOR BUS INV PROP REDUCTION	156	185			
TOTAL AID FROM OTHER GOVERNMENTAL AGENCIES		\$ 483 *	\$ 619 *	\$	* \$	*
OTHER REVENUE						
293.20	OTHER-MISCELLANEOUS	\$	\$ 230	\$	\$	
TOTAL OTHER REVENUE		\$ *	\$ 230 *	\$	* \$	*
TOTAL DISTRICT		\$ 1,066 *	\$ 1,702 *	\$	* \$	*
HARBORSIDE LIGHTING DISTRICT						
TAXES OTHER THAN CURRENT PROPERTY						
203.01	PROPERTY TAXES - PRIOR SECURED	\$ 61	\$ 63	\$	\$	
204.01	PROPERTY TAXES - PRIOR UNSECURED	1				
TOTAL TAXES OTHER THAN CURRENT PROPERTY		\$ 62 *	\$ 63 *	\$	* \$	*
USE OF MONEY AND PROPERTY						
219.01	INTEREST - DEPOSITS AND INVESTMENTS	\$ 83	\$ 199	\$	\$	
TOTAL USE OF MONEY AND PROPERTY		\$ 83 *	\$ 199 *	\$	* \$	*
AID FROM OTHER GOVERNMENTAL AGENCIES						
245.51	STATE AID FOR HOMEOWNERS PROP TAX					
	^{RED} STATE AID FOR BUS INV PROP REDUCTION	\$ 390	\$ 357	\$	\$	
245.53	STATE AID FOR BUS INV PROP REDUCTION	4	14			
TOTAL AID FROM OTHER GOVERNMENTAL AGENCIES		\$ 394 *	\$ 371 *	\$	* \$	*
OTHER REVENUE						
293.09	OTHER-TRANSFERS FROM OTHER FUNDS	\$ 839	\$ 2	\$	\$	
TOTAL OTHER REVENUE		\$ 839 *	\$ 2 *	\$	* \$	*
TOTAL DISTRICT		\$ 1,378 *	\$ 635 *	\$	* \$	*

COUNTY OF SAN DIEGO FINAL BUDGET
1973-1974
SPECIAL DISTRICTS
GOVERNED THROUGH THE BOARD OF SUPERVISORS
ANALYSIS OF REVENUE BY DISTRICT BY SOURCE
OTHER THAN CURRENT PROPERTY TAXES
SCHEDULE 13B

REVENUE ACCOUNT	DISTRICT - REVENUE SOURCE	ACTUAL REVENUES 1971-1972	ACTUAL REVENUES 1972-1973	REVENUE ESTIMATES RECOMMENDED 1973-1974	ADOPTED BY THE BOARD OF SUPERVISORS 1973-1974	FUND - GENERAL OR OPERATING UNLESS OTHERWISE INDICATED
JULIAN PUBLIC HIGHWAY LIGHTING						
TAXES OTHER THAN CURRENT PROPERTY						
203.01	PROPERTY TAXES - PRIOR SECURED	\$ 7	\$ 16	\$	\$	
204.01	PROPERTY TAXES - PRIOR UNSECURED		2			
TOTAL TAXES OTHER THAN CURRENT PROPERTY		\$ 7 *	\$ 18 *	\$	\$ *	*
USE OF MONEY AND PROPERTY						
219.01	INTEREST - DEPOSITS AND INVESTMENTS	\$ 27	\$ 25	\$	\$	
TOTAL USE OF MONEY AND PROPERTY		\$ 27 *	\$ 25 *	\$	\$ *	*
AID FROM OTHER GOVERNMENTAL AGENCIES						
245.51	STATE AID FOR HOMEOWNERS PROP TAX					
245.53	STATE AID FOR BUS INV PROP REDUCTION	\$ 12	\$ 19	\$	\$	
TOTAL AID FROM OTHER GOVERNMENTAL AGENCIES		\$ 22 *	\$ 28 *	\$	\$ *	*
OTHER REVENUE						
290.06	REV APP PR YR-AID FR OTHER GOV AGEN-ST	\$	\$ 1	\$	\$	
TOTAL OTHER REVENUE		\$ *	\$ 1 *	\$	\$ *	*
TOTAL DISTRICT		\$ 56 *	\$ 72 *	\$	\$ *	*
LAKESIDE PUBLIC HIGHWAY LIGHTING DISTRICT						
TAXES OTHER THAN CURRENT PROPERTY						
203.01	PROPERTY TAXES - PRIOR SECURED	\$ 253	\$ 181	\$	\$	
204.01	PROPERTY TAXES - PRIOR UNSECURED	36				
TOTAL TAXES OTHER THAN CURRENT PROPERTY		\$ 289 *	\$ 181 *	\$	\$ *	*
USE OF MONEY AND PROPERTY						
219.01	INTEREST - DEPOSITS AND INVESTMENTS	\$ 648	\$ 534	\$	\$	
TOTAL USE OF MONEY AND PROPERTY		\$ 648 *	\$ 534 *	\$	\$ *	*

COUNTY OF SAN DIEGO FINAL BUDGET
 1973-1974
 SPECIAL DISTRICTS
 GOVERNED THROUGH THE BOARD OF SUPERVISORS
 ANALYSIS OF REVENUE BY DISTRICT BY SOURCE
 OTHER THAN CURRENT PROPERTY TAXES
 SCHEDULE 13B

REVENUE ACCOUNT	DISTRICT - REVENUE SOURCE	ACTUAL REVENUES 1971-1972	ACTUAL REVENUES 1972-1973	REVENUE ESTIMATES RECOMMENDED 1973-1974	ADOPTED BY THE BOARD OF SUPERVISORS 1973-1974	FUND - GENERAL OR OPERATING UNLESS OTHERWISE INDICATED
LAKESIDE PUBLIC HIGHWAY LIGHTING DISTRICT - CONTINUED						
AID FROM OTHER GOVERNMENTAL AGENCIES						
245.51	STATE AID FOR HOMEOWNERS PROP TAX	\$ 536	\$ 614	\$	\$	
245.53	RED STATE AID FOR BUS INV PROP REDUCTION	\$ 135	\$ 99	\$	\$	
	TOTAL AID FROM OTHER GOVERNMENTAL AGENCIES	\$ 671 *	\$ 713 *	\$	\$ *	*
OTHER REVENUE						
290.05	REV APP PR YR-FROM USE OF MONEY & PROP	\$ 11-	\$	\$	\$	
	TOTAL OTHER REVENUE	\$ 11-*	\$ *	\$ *	\$ *	*
	TOTAL DISTRICT	\$ 1,597 *	\$ 1,428 *	\$ *	\$ *	*
LEMON GROVE LIGHTING DISTRICT						
TAXES OTHER THAN CURRENT PROPERTY						
203.01	PROPERTY TAXES - PRIOR SECURED	\$ 59	\$ 67	\$	\$	
204.01	PROPERTY TAXES - PRIOR UNSECURED		\$ 22			
	TOTAL TAXES OTHER THAN CURRENT PROPERTY	\$ 59 *	\$ 89 *	\$ *	\$ *	*
USE OF MONEY AND PROPERTY						
219.01	INTEREST - DEPOSITS AND INVESTMENTS	\$ 1,599	\$ 893	\$	\$	
	TOTAL USE OF MONEY AND PROPERTY	\$ 1,599 *	\$ 893 *	\$ *	\$ *	*
AID FROM OTHER GOVERNMENTAL AGENCIES						
245.51	STATE AID FOR HOMEOWNERS PROP TAX	\$ 2,606	\$ 4,806	\$	\$	
245.53	RED STATE AID FOR BUS INV PROP REDUCTION	\$ 33	\$ 39	\$	\$	
	TOTAL AID FROM OTHER GOVERNMENTAL AGENCIES	\$ 2,639 *	\$ 4,845 *	\$ *	\$ *	*
OTHER REVENUE						
290.05	REV APP PR YR-FROM USE OF MONEY & PROP	\$ 16-	\$	\$	\$	

COUNTY OF SAN DIEGO FINAL BUDGET
1973-1974
SPECIAL DISTRICTS
GOVERNED THROUGH THE BOARD OF SUPERVISORS
ANALYSIS OF REVENUE BY DISTRICT BY SOURCE
OTHER THAN CURRENT PROPERTY TAXES
SCHEDULE 13B

REVENUE ACCOUNT	DISTRICT - REVENUE SOURCE	ACTUAL REVENUES 1971-1972	ACTUAL REVENUES 1972-1973	REVENUE ESTIMATES RECOMMENDED 1973-1974	ADOPTED BY THE BOARD OF SUPERVISORS 1973-1974	FUND - GENERAL OR OPERATING UNLESS OTHERWISE INDICATED
LEMON GROVE LIGHTING DISTRICT - CONTINUED						
293.09	OTHER-TRANSFERS FROM OTHER FUNDS	6,525	5,155			
293.20	OTHER-MISCELLANEOUS		398			
TOTAL OTHER REVENUE		\$ 6,509 *	\$ 5,553 *	\$ *	\$ *	*
TOTAL DISTRICT		\$ 10,806 *	\$ 11,380 *	\$ *	\$ *	*
POWAY LIGHTING DISTRICT						
USE OF MONEY AND PROPERTY						
219.01	INTEREST - DEPOSITS AND INVESTMENTS	\$ 90	\$ 77	\$ *	\$ *	*
TOTAL USE OF MONEY AND PROPERTY		\$ 90 *	\$ 77 *	\$ *	\$ *	*
AID FROM OTHER GOVERNMENTAL AGENCIES						
245.51	STATE AID FOR HOMEOWNERS PROP TAX RED	\$ 203	\$ 386	\$ *	\$ *	*
TOTAL AID FROM OTHER GOVERNMENTAL AGENCIES		\$ 203 *	\$ 386 *	\$ *	\$ *	*
OTHER REVENUE						
293.09	OTHER-TRANSFERS FROM OTHER FUNDS	\$ 918	\$ 1,301	\$ *	\$ *	*
TOTAL OTHER REVENUE		\$ 918 *	\$ 1,301 *	\$ *	\$ *	*
TOTAL DISTRICT		\$ 1,211 *	\$ 1,764 *	\$ *	\$ *	*
RAMONA PUBLIC HIGHWAY LIGHTING						
TAXES OTHER THAN CURRENT PROPERTY						
203.01	PROPERTY TAXES - PRIOR SECURED	\$ 67	\$ 88	\$ *	\$ *	*
204.01	PROPERTY TAXES - PRIOR UNSECURED		26			
TOTAL TAXES OTHER THAN CURRENT PROPERTY		\$ 67 *	\$ 114 *	\$ *	\$ *	*
USE OF MONEY AND PROPERTY						
219.01	INTEREST - DEPOSITS AND INVESTMENTS	\$ 184	\$ 219	\$ *	\$ *	*
TOTAL USE OF MONEY AND PROPERTY		\$ 184 *	\$ 219 *	\$ *	\$ *	*

COUNTY OF SAN DIEGO FINAL BUDGET
 1973-1974
 SPECIAL DISTRICTS
 GOVERNED THROUGH THE BOARD OF SUPERVISORS
 ANALYSIS OF REVENUE BY DISTRICT BY SOURCE
 OTHER THAN CURRENT PROPERTY TAXES
 SCHEDULE 13B

REVENUE ACCOUNT	DISTRICT - REVENUE SOURCE	ACTUAL REVENUES 1971-1972	ACTUAL REVENUES 1972-1973	REVENUE ESTIMATES RECOMMENDED 1973-1974	ADOPTED BY THE BOARD OF SUPERVISORS 1973-1974	FUND - GENERAL OR OPERATING UNLESS OTHERWISE INDICATED
RAMONA PUBLIC HIGHWAY LIGHTING - CONTINUED						
AID FROM OTHER GOVERNMENTAL AGENCIES						
245.51	STATE AID FOR HOMEOWNERS PROP TAX					
	RED					
245.53	STATE AID FOR BUS INV PROP REDUCTION	\$ 252	\$ 321	\$	\$	
		73	71			
	TOTAL AID FROM OTHER GOVERNMENTAL AGENCIES	\$ 325 *	\$ 392 *	\$	* \$	*
OTHER REVENUE						
293.09	OTHER-TRANSFERS FROM OTHER FUNDS	\$ 244	\$ 7	\$	\$	
	TOTAL OTHER REVENUE	\$ 244 *	\$ 7 *	\$	* \$	*
	TOTAL DISTRICT	\$ 820 *	\$ 732 *	\$	* \$	*
REXFORD LIGHTING DISTRICT						
TAXES OTHER THAN CURRENT PROPERTY						
203.01	PROPERTY TAXES - PRIOR SECURED	\$ 5	\$	\$	\$	
	TOTAL TAXES OTHER THAN CURRENT PROPERTY	\$ 5 *	\$	* \$	* \$	*
USE OF MONEY AND PROPERTY						
219.01	INTEREST - DEPOSITS AND INVESTMENTS	\$ 136	\$ 60	\$	\$	
	TOTAL USE OF MONEY AND PROPERTY	\$ 136 *	\$ 60 *	\$	* \$	*
AID FROM OTHER GOVERNMENTAL AGENCIES						
245.51	STATE AID FOR HOMEOWNERS PROP TAX					
	RED					
245.53	STATE AID FOR BUS INV PROP REDUCTION	\$ 149	\$ 493	\$	\$	
			2			
	TOTAL AID FROM OTHER GOVERNMENTAL AGENCIES	\$ 149 *	\$ 495 *	\$	* \$	*
OTHER REVENUE						
290.05	REV APP PR YR-FROM USE OF MONEY & PROP	\$ 30	\$	\$	\$	
290.06	REV APP PR YR-AID FR OTHER GOV AGEN-ST		1			

COUNTY OF SAN DIEGO FINAL BUDGET
1973-1974
SPECIAL DISTRICTS
GOVERNED THROUGH THE BOARD OF SUPERVISORS
ANALYSIS OF REVENUE BY DISTRICT BY SOURCE
OTHER THAN CURRENT PROPERTY TAXES
SCHEDULE 13B

REVENUE ACCOUNT	DISTRICT - REVENUE SOURCE	ACTUAL REVENUES 1971-1972	ACTUAL REVENUES 1972-1973	REVENUE ESTIMATES RECOMMENDED 1973-1974	ADOPTED BY THE BOARD OF SUPERVISORS 1973-1974	FUND - GENERAL OR OPERATING UNLESS OTHERWISE INDICATED
REXFORD LIGHTING DISTRICT - CONTINUED						
293.09	OTHER-TRANSFERS FROM OTHER FUNDS	775	1,976			
TOTAL	OTHER REVENUE	\$ 805 *	\$ 1,977 *	\$ *	\$ *	*
TOTAL	DISTRICT	\$ 1,095 *	\$ 2,532 *	\$ *	\$ *	*
SAN MARCOS HIGHWAY LIGHTING DISTRICT						
USE OF MONEY AND PROPERTY						
219.01	INTEREST - DEPOSITS AND INVESTMENTS	\$ 34	\$ 21	\$	\$	
TOTAL	USE OF MONEY AND PROPERTY	\$ 34 *	\$ 21 *	\$ *	\$ *	*
AID FROM OTHER GOVERNMENTAL AGENCIES						
245.51	STATE AID FOR HOMEOWNERS PROP TAX RED	\$	\$ 175	\$	\$	
TOTAL	AID FROM OTHER GOVERNMENTAL AGENCIES	\$ *	\$ 175 *	\$ *	\$ *	*
OTHER REVENUE						
293.09	OTHER-TRANSFERS FROM OTHER FUNDS	\$ 1,150	\$ 320	\$	\$	
TOTAL	OTHER REVENUE	\$ 1,150 *	\$ 320 *	\$ *	\$ *	*
TOTAL	DISTRICT	\$ 1,184 *	\$ 516 *	\$ *	\$ *	*
SOLANA BEACH PUBLIC HIGHWAY LIGHTING DISTRICT						
TAXES OTHER THAN CURRENT PROPERTY						
203.01	PROPERTY TAXES - PRIOR SECURED	\$ 133	\$ 230	\$	\$	
204.01	PROPERTY TAXES - PRIOR UNSECURED	1	29			
TOTAL	TAXES OTHER THAN CURRENT PROPERTY	\$ 134 *	\$ 259 *	\$ *	\$ *	*
USE OF MONEY AND PROPERTY						
219.01	INTEREST - DEPOSITS AND INVESTMENTS	\$ 406	\$ 683	\$	\$	
TOTAL	USE OF MONEY AND PROPERTY	\$ 406 *	\$ 683 *	\$ *	\$ *	*

COUNTY OF SAN DIEGO FINAL BUDGET
1973-1974
SPECIAL DISTRICTS
GOVERNED THROUGH THE BOARD OF SUPERVISORS
ANALYSIS OF REVENUE BY DISTRICT BY SOURCE
OTHER THAN CURRENT PROPERTY TAXES
SCHEDULE 13B

REVENUE ACCOUNT	DISTRICT - REVENUE SOURCE	ACTUAL REVENUES 1971-1972	ACTUAL REVENUES 1972-1973	REVENUE ESTIMATES RECOMMENDED 1973-1974	ADOPTED BY THE BOARD OF SUPERVISORS 1973-1974	FUND - GENERAL OR OPERATING UNLESS OTHERWISE INDICATED
SOLANA BEACH PUBLIC HIGHWAY LIGHTING DISTRICT - CONTINUED						
AID FROM OTHER GOVERNMENTAL AGENCIES						
245.51	STATE AID FOR HOMEOWNERS PROP TAX	\$ 714	\$ 411	\$	\$	
245.53	STATE AID FOR BUS INV PROP REDUCTION	\$ 95	\$ 148	\$	\$	
	TOTAL AID FROM OTHER GOVERNMENTAL AGENCIES	\$ 809 *	\$ 559 *	\$	\$ *	*
	TOTAL DISTRICT	\$ 1,349 *	\$ 1,501 *	\$	\$ *	*
SPRING VALLE LIGHTING DISTRICT						
TAXES OTHER THAN CURRENT PROPERTY						
203.01	PROPERTY TAXES - PRIOR SECURED	\$ 94	\$ 177	\$	\$	
204.01	PROPERTY TAXES - PRIOR UNSECURED	\$ 3	\$	\$	\$	
	TOTAL TAXES OTHER THAN CURRENT PROPERTY	\$ 97 *	\$ 177 *	\$	\$ *	*
USE OF MONEY AND PROPERTY						
219.01	INTEREST - DEPOSITS AND INVESTMENTS	\$ 1,066	\$ 864	\$	\$	
	TOTAL USE OF MONEY AND PROPERTY	\$ 1,066 *	\$ 864 *	\$	\$ *	*
AID FROM OTHER GOVERNMENTAL AGENCIES						
245.51	STATE AID FOR HOMEOWNERS PROP TAX	\$ 2,181	\$ 2,848	\$	\$	
245.53	STATE AID FOR BUS INV PROP REDUCTION	\$	\$ 27	\$	\$	
	TOTAL AID FROM OTHER GOVERNMENTAL AGENCIES	\$ 2,181 *	\$ 2,875 *	\$	\$ *	*
OTHER REVENUE						
293.09	OTHER-TRANSFERS FROM OTHER FUNDS	\$ 3,982	\$ 4,339	\$	\$	
	TOTAL OTHER REVENUE	\$ 3,982 *	\$ 4,339 *	\$	\$ *	*
	TOTAL DISTRICT	\$ 7,326 *	\$ 8,255 *	\$	\$ *	*
SYCAMORE HILLS LIGHTING DISTRICT						
TAXES OTHER THAN CURRENT PROPERTY						
203.01	PROPERTY TAXES - PRIOR SECURED	\$ 234	\$ 86	\$	\$	

COUNTY OF SAN DIEGO FINAL BUDGET
 1973-1974
 SPECIAL DISTRICTS
 GOVERNED THROUGH THE BOARD OF SUPERVISORS
 ANALYSIS OF REVENUE BY DISTRICT BY SOURCE
 OTHER THAN CURRENT PROPERTY TAXES
 SCHEDULE 13B

REVENUE ACCOUNT	DISTRICT - REVENUE SOURCE	ACTUAL REVENUES 1971-1972	ACTUAL REVENUES 1972-1973	REVENUE ESTIMATES RECOMMENDED 1973-1974	ADOPTED BY THE BOARD OF SUPERVISORS 1973-1974	FUND - GENERAL OR OPERATING UNLESS OTHERWISE INDICATED
SYCAMORE HILLS LIGHTING DISTRICT - CONTINUED						
204.01	PROPERTY TAXES - PRIOR UNSECURED	4	2			
	TOTAL TAXES OTHER THAN CURRENT PROPERTY	\$ 238 *	\$ 88 *	\$ *	\$ *	\$ *
USE OF MONEY AND PROPERTY						
219.01	INTEREST - DEPOSITS AND INVESTMENTS	\$ 610	\$ 709	\$ *	\$ *	\$ *
	TOTAL USE OF MONEY AND PROPERTY	\$ 610 *	\$ 709 *	\$ *	\$ *	\$ *
AID FROM OTHER GOVERNMENTAL AGENCIES						
245.51	STATE AID FOR HOMEOWNERS PROP TAX	\$ 1,429	\$ 1,900	\$ *	\$ *	\$ *
245.53	STATE AID FOR BUS INV PROP REDUCTION	36	29			
	TOTAL AID FROM OTHER GOVERNMENTAL AGENCIES	\$ 1,465 *	\$ 1,929 *	\$ *	\$ *	\$ *
OTHER REVENUE						
290.05	REV APP PR YR-FROM USE OF MONEY & PROP	\$ 15-		\$ *	\$ *	\$ *
290.06	REV APP PR YR-AID FR OTHER GOV AGEN-ST		5			
	TOTAL OTHER REVENUE	\$ 15-	\$ 5	\$ *	\$ *	\$ *
	TOTAL DISTRICT	\$ 2,298 *	\$ 2,731 *	\$ *	\$ *	\$ *
VISTA - LA MESA PUBLIC HIGHWAY LIGHTING DISTRICT						
TAXES OTHER THAN CURRENT PROPERTY						
203.01	PROPERTY TAXES - PRIOR SECURED	\$	\$ 18	\$ *	\$ *	\$ *
204.01	PROPERTY TAXES - PRIOR UNSECURED		1			
	TOTAL TAXES OTHER THAN CURRENT PROPERTY	\$ *	\$ 19 *	\$ *	\$ *	\$ *
USE OF MONEY AND PROPERTY						
219.01	INTEREST - DEPOSITS AND INVESTMENTS	\$ 72	\$ 90	\$ *	\$ *	\$ *
	TOTAL USE OF MONEY AND PROPERTY	\$ 72 *	\$ 90 *	\$ *	\$ *	\$ *

COUNTY OF SAN DIEGO FINAL BUDGET
 1973-1974
 SPECIAL DISTRICTS
 GOVERNED THROUGH THE BOARD OF SUPERVISORS
 ANALYSIS OF REVENUE BY DISTRICT BY SOURCE
 OTHER THAN CURRENT PROPERTY TAXES
 SCHEDULE 13B

REVENUE ACCOUNT	DISTRICT - REVENUE SOURCE	ACTUAL REVENUES 1971-1972	ACTUAL REVENUES 1972-1973	REVENUE ESTIMATES RECOMMENDED 1973-1974	ADOPTED BY THE BOARD OF SUPERVISORS 1973-1974	FUND - GENERAL OR OPERATING UNLESS OTHERWISE INDICATED
VISTA - LA MESA PUBLIC HIGHWAY LIGHTING DISTRICT - CONTINUED						
AID FROM OTHER GOVERNMENTAL AGENCIES						
245.51	STATE AID FOR HOMEOWNERS PROP TAX	\$ 158	\$ 217	\$	\$	
245.53	STATE AID FOR BUS INV PROP REDUCTION	\$ 7	\$ 4	\$	\$	
	TOTAL AID FROM OTHER GOVERNMENTAL AGENCIES	\$ 165 *	\$ 221 *	\$	\$ *	*
OTHER REVENUE						
293.09	OTHER-TRANSFERS FROM OTHER FUNDS	\$	\$ 440	\$	\$	
	TOTAL OTHER REVENUE	\$ *	\$ 440 *	\$	\$ *	*
	TOTAL DISTRICT	\$ 237 *	\$ 770 *	\$	\$ *	*
	TOTAL LIGHTING DISTRICTS	\$ 35,149 *	\$ 37,429 *	\$	\$ *	*

COUNTY OF SAN DIEGO FINAL BUDGET
 1973-1974
 SPECIAL DISTRICTS
 GOVERNED THROUGH THE BOARD OF SUPERVISORS
 ANALYSIS OF REVENUE BY DISTRICT BY SOURCE
 OTHER THAN CURRENT PROPERTY TAXES
 SCHEDULE 138

REVENUE ACCOUNT	DISTRICT - REVENUE SOURCE	ACTUAL REVENUES 1971-1972	ACTUAL REVENUES 1972-1973	REVENUE ESTIMATES RECOMMENDED 1973-1974	ADOPTED BY THE BOARD OF SUPERVISORS 1973-1974	FUND - GENERAL OR OPERATING UNLESS OTHERWISE INDICATED
LIGHTING MAINTENANCE DISTRICTS						
BROOKSIDE LIGHTING MAINTENANCE DISTRICT						
TAXES OTHER THAN CURRENT PROPERTY						
203.01	PROPERTY TAXES - PRIOR SECURED	\$ 4	\$ 18	\$	\$	
204.01	PROPERTY TAXES - PRIOR UNSECURED	8				
	TOTAL TAXES OTHER THAN CURRENT PROPERTY	\$ 12 *	\$ 18 *	\$ *	\$ *	*
USE OF MONEY AND PROPERTY						
219.01	INTEREST - DEPOSITS AND INVESTMENTS	\$ 108	\$ 141	\$	\$	
	TOTAL USE OF MONEY AND PROPERTY	\$ 108 *	\$ 141 *	\$ *	\$ *	*
AID FROM OTHER GOVERNMENTAL AGENCIES						
227.01	OTHER STATE IN-LIEU TAXES-HWAY LAND RENT	\$ 33	\$ 19	\$	\$	
	TOTAL AID FROM OTHER GOVERNMENTAL AGENCIES	\$ 33 *	\$ 19 *	\$ *	\$ *	*
	TOTAL DISTRICT	\$ 153 *	\$ 178 *	\$ *	\$ *	*
CARLTON OAKS LIGHTING MAINTENANCE DISTRICT						
TAXES OTHER THAN CURRENT PROPERTY						
203.01	PROPERTY TAXES - PRIOR SECURED	\$ 174	\$ 13	\$	\$	
	TOTAL TAXES OTHER THAN CURRENT PROPERTY	\$ 174 *	\$ 13 *	\$ *	\$ *	*
USE OF MONEY AND PROPERTY						
219.01	INTEREST - DEPOSITS AND INVESTMENTS	\$ 18	\$ 30	\$	\$	
	TOTAL USE OF MONEY AND PROPERTY	\$ 18 *	\$ 30 *	\$ *	\$ *	*
OTHER REVENUE						
290.02	REV APP PR YR-TAXES	\$ 62-	\$	\$	\$	
	TOTAL OTHER REVENUE	\$ 62*	\$ *	\$ *	\$ *	*
	TOTAL DISTRICT	\$ 130 *	\$ 43 *	\$ *	\$ *	*

COUNTY OF SAN DIEGO FINAL BUDGET
1973-1974
SPECIAL DISTRICTS
GOVERNED THROUGH THE BOARD OF SUPERVISORS
ANALYSIS OF REVENUE BY DISTRICT BY SOURCE
OTHER THAN CURRENT PROPERTY TAXES
SCHEDULE 13B

REVENUE ACCOUNT	DISTRICT - REVENUE SOURCE	ACTUAL REVENUES 1971-1972	ACTUAL REVENUES 1972-1973	REVENUE ESTIMATES RECOMMENDED 1973-1974	ADOPTED BY THE BOARD OF SUPERVISORS 1973-1974	FUND - GENERAL OR OPERATING UNLESS OTHERWISE INDICATED
DONALD WAY LIGHTING MAINTENANCE DISTRICT						
USE OF MONEY AND PROPERTY						
219.01	INTEREST - DEPOSITS AND INVESTMENTS	\$ 1	\$ 6	\$	\$	
	TOTAL USE OF MONEY AND PROPERTY	\$ 1 *	\$ 6 *	\$	* \$	*
	TOTAL DISTRICT	\$ 1 *	\$ 6 *	\$	* \$	*
ENCINITAS LIGHTING MAINTENANCE DISTRICT NO 1						
TAXES OTHER THAN CURRENT PROPERTY						
203.01	PROPERTY TAXES - PRIOR SECURED	\$ 142	\$ 46	\$	\$	
	TOTAL TAXES OTHER THAN CURRENT PROPERTY	\$ 142 *	\$ 46 *	\$	* \$	*
USE OF MONEY AND PROPERTY						
219.01	INTEREST - DEPOSITS AND INVESTMENTS	\$ 218	\$ 400	\$	\$	
	TOTAL USE OF MONEY AND PROPERTY	\$ 218 *	\$ 400 *	\$	* \$	*
	TOTAL DISTRICT	\$ 360 *	\$ 446 *	\$	* \$	*
JACUMBA LIGHTING MAINTENANCE DISTRICT						
TAXES OTHER THAN CURRENT PROPERTY						
203.01	PROPERTY TAXES - PRIOR SECURED	\$ 23	\$ 16	\$	\$	
	TOTAL TAXES OTHER THAN CURRENT PROPERTY	\$ 23 *	\$ 16 *	\$	* \$	*
USE OF MONEY AND PROPERTY						
219.01	INTEREST - DEPOSITS AND INVESTMENTS	\$ 13	\$ 41	\$	\$	
	TOTAL USE OF MONEY AND PROPERTY	\$ 13 *	\$ 41 *	\$	* \$	*
OTHER REVENUE						
290.02	REV APP PR YR-TAXES	\$ 4	\$	\$	\$	
	TOTAL OTHER REVENUE	\$ 4 *	\$	* \$	* \$	*
	TOTAL DISTRICT	\$ 40 *	\$ 57 *	\$	* \$	*

COUNTY OF SAN DIEGO FINAL BUDGET
 1973-1974
 SPECIAL DISTRICTS
 GOVERNED THROUGH THE BOARD OF SUPERVISORS
 ANALYSIS OF REVENUE BY DISTRICT BY SOURCE
 OTHER THAN CURRENT PROPERTY TAXES
 SCHEDULE 13B

REVENUE ACCOUNT	DISTRICT - REVENUE SOURCE	ACTUAL REVENUES 1971-1972	ACTUAL REVENUES 1972-1973	REVENUE ESTIMATES RECOMMENDED 1973-1974	ADOPTED BY THE BOARD OF SUPERVISORS 1973-1974	FUND - GENERAL OR OPERATING UNLESS OTHERWISE INDICATED
LAKE SAN MARCOS LIGHTING MAINTENANCE DISTRICT						
TAXES OTHER THAN CURRENT PROPERTY						
203.01	PROPERTY TAXES - PRIOR SECURED	\$ 3	\$ 20	\$	\$	
	TOTAL TAXES OTHER THAN CURRENT PROPERTY	\$ 3 *	\$ 20 *	\$	\$ *	*
USE OF MONEY AND PROPERTY						
219.01	INTEREST - DEPOSITS AND INVESTMENTS	\$ 179	\$ 346	\$	\$	
	TOTAL USE OF MONEY AND PROPERTY	\$ 179 *	\$ 346 *	\$	\$ *	*
OTHER REVENUE						
293.20	OTHER-MISCELLANEOUS	\$ 330	\$	\$	\$	
	TOTAL OTHER REVENUE	\$ 330 *	\$ *	\$ *	\$ *	*
	TOTAL DISTRICT	\$ 512 *	\$ 366 *	\$ *	\$ *	*
LEMON GROVE LIGHTING MAINTENANCE DISTRICT						
TAXES OTHER THAN CURRENT PROPERTY						
203.01	PROPERTY TAXES - PRIOR SECURED	\$ 23	\$	\$	\$	
204.01	PROPERTY TAXES - PRIOR UNSECURED		2			
	TOTAL TAXES OTHER THAN CURRENT PROPERTY	\$ 23 *	\$ 2 *	\$ *	\$ *	*
USE OF MONEY AND PROPERTY						
219.01	INTEREST - DEPOSITS AND INVESTMENTS	\$ 145	\$ 210	\$	\$	
	TOTAL USE OF MONEY AND PROPERTY	\$ 145 *	\$ 210 *	\$ *	\$ *	*
	TOTAL DISTRICT	\$ 168 *	\$ 212 *	\$ *	\$ *	*
LEUCADIA LIGHTING MAINTENANCE DISTRICT						
USE OF MONEY AND PROPERTY						
219.01	INTEREST - DEPOSITS AND INVESTMENTS	\$ 25	\$ 68	\$	\$	
	TOTAL USE OF MONEY AND PROPERTY	\$ 25 *	\$ 68 *	\$ *	\$ *	*

COUNTY OF SAN DIEGO FINAL BUDGET
 1973-1974
 SPECIAL DISTRICTS
 GOVERNED THROUGH THE BOARD OF SUPERVISORS
 ANALYSIS OF REVENUE BY DISTRICT BY SOURCE
 OTHER THAN CURRENT PROPERTY TAXES
 SCHEDULE 13B

REVENUE ACCOUNT	DISTRICT - REVENUE SOURCE	ACTUAL REVENUES 1971-1972	ACTUAL REVENUES 1972-1973	REVENUE ESTIMATES RECOMMENDED 1973-1974	ADOPTED BY THE BOARD OF SUPERVISORS 1973-1974	FUND - GENERAL OR OPERATING UNLESS OTHERWISE INDICATED
LEUCADIA LIGHTING MAINTENANCE DISTRICT - CONTINUED						
CHARGES FOR CURRENT SERVICES						
280.02	SANITATION SERV-SEWER SERV CHG & CON FEE	\$ 18	\$ 18	\$	\$	
	TOTAL CHARGES FOR CURRENT SERVICES	\$ 18 *	\$ 18 *	\$	* \$	*
	TOTAL DISTRICT	\$ 43 *	\$ 86 *	\$	* \$	*
PEPPER DRIVE LIGHTING MAINTENANCE DISTRICT						
TAXES OTHER THAN CURRENT PROPERTY						
203.01	PROPERTY TAXES - PRIOR SECURED	\$ 11	\$	\$	\$	
	TOTAL TAXES OTHER THAN CURRENT PROPERTY	\$ 11 *	\$	* \$	* \$	*
USE OF MONEY AND PROPERTY						
219.01	INTEREST - DEPOSITS AND INVESTMENTS	\$ 35	\$ 43	\$	\$	
	TOTAL USE OF MONEY AND PROPERTY	\$ 35 *	\$ 43 *	\$	* \$	*
	TOTAL DISTRICT	\$ 46 *	\$ 43 *	\$	* \$	*
ROYAL CREST LIGHTING MAINTENANCE DISTRICT						
USE OF MONEY AND PROPERTY						
219.01	INTEREST - DEPOSITS AND INVESTMENTS	\$ 15	\$ 16	\$	\$	
	TOTAL USE OF MONEY AND PROPERTY	\$ 15 *	\$ 16 *	\$	* \$	*
	TOTAL DISTRICT	\$ 15 *	\$ 16 *	\$	* \$	*
SAN DIEGO COUNTY LIGHTING MAINTENANCE DISTRICT NO 1						
TAXES OTHER THAN CURRENT PROPERTY						
203.01	PROPERTY TAXES - PRIOR SECURED	\$ 769	\$ 187	\$	\$	
	TOTAL TAXES OTHER THAN CURRENT PROPERTY	\$ 769 *	\$ 187 *	\$	* \$	*

COUNTY OF SAN DIEGO FINAL BUDGET
1973-1974
SPECIAL DISTRICTS
GOVERNED THROUGH THE BOARD OF SUPERVISORS
ANALYSIS OF REVENUE BY DISTRICT BY SOURCE
OTHER THAN CURRENT PROPERTY TAXES
SCHEDULE 13B

REVENUE ACCOUNT	DISTRICT - REVENUE SOURCE	ACTUAL REVENUES 1971-1972	ACTUAL REVENUES 1972-1973	REVENUE ESTIMATES RECOMMENDED 1973-1974	ADOPTED BY THE BOARD OF SUPERVISORS 1973-1974	FUND - GENERAL OR OPERATING UNLESS OTHERWISE INDICATED
SAN DIEGO COUNTY LIGHTING MAINTENANCE DISTRICT NO 1 - CONTINUED						
USE OF MONEY AND PROPERTY						
219.01	INTEREST - DEPOSITS AND INVESTMENTS	\$ 3,892	\$ 5,355	\$	\$	
TOTAL USE OF MONEY AND PROPERTY		\$ 3,892 *	\$ 5,355 *	\$	\$	*
OTHER REVENUE						
290.02	REV APP PR YR-TAXES	\$ 21	\$	\$	\$	
290.05	REV APP PR YR-FROM USE OF MONEY & PROP		53-			
293.20	OTHER=MISCELLANEOUS	12,203	14,628	50,000	50,000	
TOTAL OTHER REVENUE		\$ 12,171 *	\$ 14,628 *	\$ 50,000 *	\$ 50,000 *	*
TOTAL DISTRICT		\$ 16,832 *	\$ 20,170 *	\$ 50,000 *	\$ 50,000 *	*
SAN DIEGO COUNTY LIGHTING MAINTENANCE DISTRICT NO 2						
TAXES OTHER THAN CURRENT PROPERTY						
203.01	PROPERTY TAXES - PRIOR SECURED	\$	\$ 84	\$	\$	
TOTAL TAXES OTHER THAN CURRENT PROPERTY		\$ *	\$ 84 *	\$	\$	*
USE OF MONEY AND PROPERTY						
219.01	INTEREST - DEPOSITS AND INVESTMENTS	\$ 545	\$ 747	\$	\$	
TOTAL USE OF MONEY AND PROPERTY		\$ 545 *	\$ 747 *	\$	\$	*
OTHER REVENUE						
293.20	OTHER=MISCELLANEOUS	\$ 605	\$ 1,684	\$ 5,000	\$ 5,000	
TOTAL OTHER REVENUE		\$ 605 *	\$ 1,684 *	\$ 5,000 *	\$ 5,000 *	*
TOTAL DISTRICT		\$ 1,150 *	\$ 2,515 *	\$ 5,000 *	\$ 5,000 *	*
SPRING VALLEY LIGHTING MAINTENANCE DISTRICT						
TAXES OTHER THAN CURRENT PROPERTY						
203.01	PROPERTY TAXES - PRIOR SECURED	\$ 147	\$ 124	\$	\$	

COUNTY OF SAN DIEGO FINAL BUDGET
 1973-1974
 SPECIAL DISTRICTS
 GOVERNED THROUGH THE BOARD OF SUPERVISORS
 ANALYSIS OF REVENUE BY DISTRICT BY SOURCE
 OTHER THAN CURRENT PROPERTY TAXES
 SCHEDULE 13B

REVENUE ACCOUNT	DISTRICT - REVENUE SOURCE	ACTUAL REVENUES 1971-1972	ACTUAL REVENUES 1972-1973	REVENUE ESTIMATES RECOMMENDED 1973-1974	ADOPTED BY THE BOARD OF SUPERVISORS 1973-1974	FUND - GENERAL OR OPERATING UNLESS OTHERWISE INDICATED
SPRING VALLEY LIGHTING MAINTENANCE DISTRICT - CONTINUED						
204.01	PROPERTY TAXES - PRIOR UNSECURED		1			
	TOTAL TAXES OTHER THAN CURRENT PROPERTY	\$ 147 *	\$ 125 *	\$ *	\$ *	*
USE OF MONEY AND PROPERTY						
219.01	INTEREST - DEPOSITS AND INVESTMENTS	\$ 311	\$ 382	\$	\$	
	TOTAL USE OF MONEY AND PROPERTY	\$ 311 *	\$ 382 *	\$ *	\$ *	*
AID FROM OTHER GOVERNMENTAL AGENCIES						
227.01	OTHER STATE IN-LIEU TAXES-HWAY LAND RENT	\$ 14	\$ 30	\$	\$	
	TOTAL AID FROM OTHER GOVERNMENTAL AGENCIES	\$ 14 *	\$ 30 *	\$ *	\$ *	*
	TOTAL DISTRICT	\$ 472 *	\$ 537 *	\$ *	\$ *	*
SUNSHINE PARK LIGHTING MAINTENANCE DISTRICT						
USE OF MONEY AND PROPERTY						
219.01	INTEREST - DEPOSITS AND INVESTMENTS	\$ 25	\$ 26	\$	\$	
	TOTAL USE OF MONEY AND PROPERTY	\$ 25 *	\$ 26 *	\$ *	\$ *	*
	TOTAL DISTRICT	\$ 25 *	\$ 26 *	\$ *	\$ *	*
WINTER GARDENS LIGHTING MAINTENANCE DISTRICT						
USE OF MONEY AND PROPERTY						
219.01	INTEREST - DEPOSITS AND INVESTMENTS	\$ 74	\$ 54	\$	\$	
	TOTAL USE OF MONEY AND PROPERTY	\$ 74 *	\$ 54 *	\$ *	\$ *	*
OTHER REVENUE						
293.09	OTHER-TRANSFERS FROM OTHER FUNDS	\$ 1,540	\$ 1,597	\$	\$	
	TOTAL OTHER REVENUE	\$ 1,540 *	\$ 1,597 *	\$ *	\$ *	*
	TOTAL DISTRICT	\$ 1,614 *	\$ 1,651 *	\$ *	\$ *	*
	TOTAL LIGHTING MAINTENANCE DISTRICTS	\$ 21,561 *	\$ 26,352 *	\$ 55,000 *	\$ 55,000 *	*

COUNTY OF SAN DIEGO FINAL BUDGET
1973-1974
SPECIAL DISTRICTS
GOVERNED THROUGH THE BOARD OF SUPERVISORS
ANALYSIS OF REVENUE BY DISTRICT BY SOURCE
OTHER THAN CURRENT PROPERTY TAXES
SCHEDULE 13B

REVENUE ACCOUNT	DISTRICT - REVENUE SOURCE	ACTUAL REVENUES 1971-1972	ACTUAL REVENUES 1972-1973	REVENUE ESTIMATES RECOMMENDED 1973-1974	ADOPTED BY THE BOARD OF SUPERVISORS 1973-1974	FUND - GENERAL OR OPERATING UNLESS OTHERWISE INDICATED
SANITATION DISTRICTS						
ALPINE SANITATION DISTRICT - MAINTENANCE						
TAXES OTHER THAN CURRENT PROPERTY						
203.01	PROPERTY TAXES - PRIOR SECURED	\$ 157	\$ 722	\$ 20	\$ 20	
203.01	PROPERTY TAXES - PRIOR SECURED	34	457			
203.01	PROPERTY TAXES - PRIOR SECURED	4	184	100	100	DEBT SERVICE, 1953 (115M) DEBT SERVICE, 1953 (5M), 1971 (285M)
	TOTAL TAXES OTHER THAN CURRENT PROPERTY	\$ 195 *	\$ 1,363 *	\$ 120 *	\$ 120 *	
USE OF MONEY AND PROPERTY						
219.01	INTEREST - DEPOSITS AND INVESTMENTS	\$ 295	\$ 1,194	\$ 100	\$ 100	
219.01	INTEREST - DEPOSITS AND INVESTMENTS	318	387	200	200	
219.01	INTEREST - DEPOSITS AND INVESTMENTS	7,365	4,911	200	200	DEBT SERVICE, 1953 (115M) DEBT SERVICE, 1953 (5M), 1971 (285M)
	TOTAL USE OF MONEY AND PROPERTY	\$ 7,978 *	\$ 6,492 *	\$ 500 *	\$ 500 *	
CHARGES FOR CURRENT SERVICES						
280.01	SANITATION SERV-SERV TO PROPERTY OWNERS					
280.02	SANITATION SERV-SEWER SERV CHG & CON FEE	\$ 9,988	\$ 17,226	\$ 19,400	\$ 19,616	
280.06	SANITATION SERV-CONNECT FEES	750	18,675			
	TOTAL CHARGES FOR CURRENT SERVICES	\$ 10,738 *	\$ 35,901 *	\$ 26,400 *	\$ 26,616 *	
OTHER REVENUE						
288.01	PREMIUM & ACCRUED INTER ON BONDS ISSUED	\$ 1,249				DEBT SERVICE, 1953 (5M), 1971 (285M)
290.01	REV APP PR YR-OTHER REVENUE	159				
290.05	REV APP PR YR-FROM USE OF MONEY & PROP.	8				DEBT SERVICE, 1953 (115M)
290.08	REV APP PR YR-CHARGES FOR CURRENT SERV	15				
291.01	SALE OF FIXED ASSETS-LAND, STRUCT & IMP			25,000	22,025	
293.09	OTHER-TRANSFERS FROM OTHER FUNDS	26,004				DEBT SERVICE, 1953 (5M), 1971 (285M)
	TOTAL OTHER REVENUE	\$ 27,419 *	\$ *	\$ 25,000 *	\$ 22,025 *	
	TOTAL DISTRICT	\$ 46,330 *	\$ 43,756 *	\$ 52,020 *	\$ 49,261 *	

COUNTY OF SAN DIEGO FINAL BUDGET
 1973-1974
 SPECIAL DISTRICTS
 GOVERNED THROUGH THE BOARD OF SUPERVISORS
 ANALYSIS OF REVENUE BY DISTRICT BY SOURCE
 OTHER THAN CURRENT PROPERTY TAXES
 SCHEDULE 13B

REVENUE ACCOUNT	DISTRICT - REVENUE SOURCE	ACTUAL REVENUES 1971-1972	ACTUAL REVENUES 1972-1973	REVENUE ESTIMATES RECOMMENDED 1973-1974	ADOPTED BY THE BOARD OF SUPERVISORS 1973-1974	FUND - GENERAL OR OPERATING UNLESS OTHERWISE INDICATED
BUENA SANITATION DISTRICT - MAINTENANCE						
TAXES OTHER THAN CURRENT PROPERTY						
203.01	PROPERTY TAXES - PRIOR SECURED	\$ 53	\$	\$	\$	
203.01	PROPERTY TAXES - PRIOR SECURED	4,947	4,051	2,000	2,000	DEBT SERVICE, 1964 SEWER
	TOTAL TAXES OTHER THAN CURRENT PROPERTY	\$ 5,000 *	\$ 4,051 *	\$ 2,000 *	\$ 2,000 *	
USE OF MONEY AND PROPERTY						
219.01	INTEREST - DEPOSITS AND INVESTMENTS	\$ 2,701	\$ 6,290	\$ 300	\$ 300	
219.01	INTEREST - DEPOSITS AND INVESTMENTS	7,143	6,673	4,700	4,700	DEBT SERVICE, 1964 SEWER
	TOTAL USE OF MONEY AND PROPERTY	\$ 9,844 *	\$ 12,963 *	\$ 5,000 *	\$ 5,000 *	
CHARGES FOR CURRENT SERVICES						
280.01	SANITATION SERV-SERV TO PROPERTY OWNERS	\$	\$ 474	\$ 25,000	\$ 25,000	
280.02	SANITATION SERV-SEWER SERV CHG & CON FEE	50,553	66,482	71,970	63,546	
280.06	SANITATION SERV-CONNECT FEES	12,480	38,820	6,000	2,000	
	TOTAL CHARGES FOR CURRENT SERVICES	\$ 63,033 *	\$ 105,776 *	\$ 102,970 *	\$ 90,546 *	
OTHER REVENUE						
290.01	REV APP PR YR-OTHER REVENUE	\$ 3,931	\$	\$	\$	
290.05	REV APP PR YR-FROM USE OF MONEY & PROP	33-				
290.05	REV APP PR YR-FROM USE OF MONEY & PROP	166-				DEBT SERVICE, 1964 SEWER
290.08	REV APP PR YR-CHARGES FOR CURRENT SERV	643				
293.09	OTHER-TRANSFERS FROM OTHER FUNDS	34,600	15,000			DEBT SERVICE, 1964 SEWER
	TOTAL OTHER REVENUE	\$ 38,975 *	\$ 15,000 *	\$ *	\$ *	
	TOTAL DISTRICT	\$ 116,852 *	\$ 137,790 *	\$ 109,970 *	\$ 97,546 *	
CARDIFF SANITATION DISTRICT - MAINTENANCE						
TAXES OTHER THAN CURRENT PROPERTY						
203.01	PROPERTY TAXES - PRIOR SECURED	\$ 337	\$ 255	\$ 250	\$ 250	
203.01	PROPERTY TAXES - PRIOR SECURED	180	123	100	100	DEBT SERVICE, 1956

COUNTY OF SAN DIEGO FINAL BUDGET
 1973-1974
 SPECIAL DISTRICTS
 GOVERNED THROUGH THE BOARD OF SUPERVISORS
 ANALYSIS OF REVENUE BY DISTRICT BY SOURCE
 OTHER THAN CURRENT PROPERTY TAXES
 SCHEDULE 13B

REVENUE ACCOUNT	DISTRICT - REVENUE SOURCE	ACTUAL REVENUES 1971-1972	ACTUAL REVENUES 1972-1973	REVENUE ESTIMATES RECOMMENDED 1973-1974	ADOPTED BY THE BOARD OF SUPERVISORS 1973-1974	FUND - GENERAL OR OPERATING UNLESS OTHERWISE INDICATED
CARDIFF SANITATION DISTRICT - MAINTENANCE - CONTINUED						
204.01	PROPERTY TAXES - PRIOR UNSECURED		5			DEBT SERVICE, 1956
204.01	PROPERTY TAXES - PRIOR UNSECURED		2			
	TOTAL TAXES OTHER THAN CURRENT PROPERTY	\$ 517 *	\$ 385 *	\$ 350 *	\$ 350 *	
USE OF MONEY AND PROPERTY						
219.01	INTEREST - DEPOSITS AND INVESTMENTS	\$ 612	\$ 1,308	\$ 500	\$ 500	
219.01	INTEREST - DEPOSITS AND INVESTMENTS	497	625	250	250	DEBT SERVICE, 1956
219.01	INTEREST - DEPOSITS AND INVESTMENTS	996	7,870	2,000	2,300	1965 SEWER - REVENUE
219.01	INTEREST - DEPOSITS AND INVESTMENTS	891	1,509	300	300	1965 SEWER-MAINTENANCE & OPERATION
219.01	INTEREST - DEPOSITS AND INVESTMENTS	588	684	800	500	1965 SEWER REVENUE
219.01	INTEREST - DEPOSITS AND INVESTMENTS	702	769	500	500	BOND-INTEREST
219.01	INTEREST - DEPOSITS AND INVESTMENTS	1,862	3,566	3,000	3,000	1965 SEWER REVENUE
219.01	INTEREST - DEPOSITS AND INVESTMENTS	1	1	50	50	BOND-RETIREMENT
	TOTAL USE OF MONEY AND PROPERTY	\$ 6,149 *	\$ 16,332 *	\$ 7,400 *	\$ 7,400 *	1965 SEWER REVENUE BOND-SURPLUS
AID FROM OTHER GOVERNMENTAL AGENCIES						
260.01	OTHER GOVERNMENTAL AGENCIES	\$	\$ 55,000	\$	\$	
	TOTAL AID FROM OTHER GOVERNMENTAL AGENCIES	\$ *	\$ 55,000 *	\$ *	\$ *	
CHARGES FOR CURRENT SERVICES						
268.02	PLAN & ENGIN SERV-PLAN PREP & SUP CONST	\$	\$	\$	\$ 90,000	
268.05	PLAN & ENGIN SERV-OTHER GOVERN AGENCIES		93,078	2,492,500	2,492,500	
280.01	SANITATION SERV-SERV TO PROPERTY OWNERS			115,000	25,000	1965 SEWER - REVENUE
280.02	SANITATION SERV-SEWER SERV CHG & CON FEE	84,947	117,914	131,500	132,652	1965 SEWER - REVENUE
280.06	SANITATION SERV-CONNECT FEES	13,560	143,035	60,000	6,542	1965 SEWER - REVENUE
	TOTAL CHARGES FOR CURRENT SERVICES	\$ 98,507 *	\$ 354,027 *	\$ 2,799,000 *	\$ 2,746,694 *	
OTHER REVENUE						
290.01	REV APP PR YR-OTHER REVENUE	\$ 1,788	\$	\$	\$	1965 SEWER - REVENUE
290.02	REV APP PR YR-TAXES	4				

COUNTY OF SAN DIEGO FINAL BUDGET
 1973-1974
 SPECIAL DISTRICTS
 GOVERNED THROUGH THE BOARD OF SUPERVISORS
 ANALYSIS OF REVENUE BY DISTRICT BY SOURCE
 OTHER THAN CURRENT PROPERTY TAXES
 SCHEDULE 13B

REVENUE ACCOUNT	DISTRICT - REVENUE SOURCE	ACTUAL REVENUES 1971-1972	ACTUAL REVENUES 1972-1973	REVENUE ESTIMATES RECOMMENDED 1973-1974	ADOPTED BY THE BOARD OF SUPERVISORS 1973-1974	FUND - GENERAL OR OPERATING UNLESS OTHERWISE INDICATED
CARDIFF SANITATION DISTRICT - MAINTENANCE - CONTINUED						
290.02	REV APP PR YR-TAXES	11-				DEBT SERVICE, 1956
290.02	REV APP PR YR-TAXES	60-				1965 SEWER - REVENUE
290.05	REV APP PR YR-FROM USE OF MONEY & PROP	10-				
290.05	REV APP PR YR-FROM USE OF MONEY & PROP	18-				DEBT SERVICE, 1956
290.05	REV APP PR YR-FROM USE OF MONEY & PROP	12-				1965 SEWER - REVENUE
290.05	REV APP PR YR-FROM USE OF MONEY & PROP	5-				1965 SEWER-MAINTENANCE & OPERATION
290.05	REV APP PR YR-FROM USE OF MONEY & PROP	9-				1965 SEWER REVENUE BOND-INTEREST
290.05	REV APP PR YR-FROM USE OF MONEY & PROP	6-				1965 SEWER REVENUE BOND-RETIREMENT
290.05	REV APP PR YR-FROM USE OF MONEY & PROP	65-				1965 SEWER REVENUE BOND-RESERVE
290.08	REV APP PR YR-CHARGES FOR CURRENT SERV	581				1965 SEWER - REVENUE
293.09	OTHER-TRANSFERS FROM OTHER FUNDS	5,000	32,342	71,207	144,732	
293.09	OTHER-TRANSFERS FROM OTHER FUNDS	80				DEBT SERVICE, 1956
293.09	OTHER-TRANSFERS FROM OTHER FUNDS	42,500	85,000	231,820	86,789	1965 SEWER-MAINTENANCE & OPERATION
293.09	OTHER-TRANSFERS FROM OTHER FUNDS	24,125	21,670	21,228	20,946	1965 SEWER REVENUE BOND-INTEREST
293.09	OTHER-TRANSFERS FROM OTHER FUNDS	16,000	14,030	14,500	14,342	1965 SEWER REVENUE BOND-RETIREMENT
293.09	OTHER-TRANSFERS FROM OTHER FUNDS	23,250				1965 SEWER REVENUE BOND-RESERVE
293.09	OTHER-TRANSFERS FROM OTHER FUNDS		10,000	12,200	21,974	1965 SEWER REVENUE BOND-SURPLUS
TOTAL OTHER REVENUE		\$ 113,132 *	\$ 163,042 *	\$ 350,955 *	\$ 288,783 *	
TOTAL DISTRICT		\$ 218,305 *	\$ 588,786 *	\$ 3,157,705 *	\$ 3,043,227 *	
JULIAN SANITATION DISTRICT - MAINTENANCE TAXES OTHER THAN CURRENT PROPERTY						
203.01	PROPERTY TAXES - PRIOR SECURED	\$ 25	\$ 41	\$ 50	\$ 50	DEBT SERVICE, 1953
203.01	PROPERTY TAXES - PRIOR SECURED		92			
TOTAL TAXES OTHER THAN CURRENT PROPERTY		\$ 25 *	\$ 133 *	\$ 50 *	\$ 50 *	

COUNTY OF SAN DIEGO FINAL BUDGET
1973-1974
SPECIAL DISTRICTS
GOVERNED THROUGH THE BOARD OF SUPERVISORS
ANALYSIS OF REVENUE BY DISTRICT BY SOURCE
OTHER THAN CURRENT PROPERTY TAXES
SCHEDULE 13B

REVENUE ACCOUNT	DISTRICT - REVENUE SOURCE	ACTUAL REVENUES 1971-1972	ACTUAL REVENUES 1972-1973	REVENUE ESTIMATES RECOMMENDED 1973-1974	ADOPTED BY THE BOARD OF SUPERVISORS 1973-1974	FUND - GENERAL OR OPERATING UNLESS OTHERWISE INDICATED
JULIAN SANITATION DISTRICT - MAINTENANCE - CONTINUED						
USE OF MONEY AND PROPERTY						
219.01	INTEREST - DEPOSITS AND INVESTMENTS	\$ 127	\$ 367	\$ 50	\$ 50	DEBT SERVICE, 1953
219.01	INTEREST - DEPOSITS AND INVESTMENTS	60	81			
TOTAL USE OF MONEY AND PROPERTY		\$ 187 *	\$ 448 *	\$ 50 *	\$ 50 *	
CHARGES FOR CURRENT SERVICES						
280.01	SANITATION SERV-SERV TO PROPERTY OWNERS	\$	\$	\$ 500	\$ 500	
280.02	SANITATION SERV-SEWER SERV. CHG & CON. FEE	2,699	6,682	9,940	8,799	
280.06	SANITATION SERV-CONNECT FEES		1,475	1,250		
TOTAL CHARGES FOR CURRENT SERVICES		\$ 2,699 *	\$ 8,157 *	\$ 11,690 *	\$ 9,299 *	
OTHER REVENUE						
290.05	REV APP PR YR-FROM USE OF MONEY & PROP	\$ 3-	\$	\$	\$	DEBT SERVICE, 1953
290.08	REV APP PR YR-CHARGES FOR CURRENT SERV	1		.75	.75	
TOTAL OTHER REVENUE		\$ 2-*	\$ *	\$ 75 *	\$ 75 *	
TOTAL DISTRICT		\$ 2,909 *	\$ 8,738 *	\$ 11,865 *	\$ 9,474 *	
LAKESIDE SANITATION DISTRICT - MAINTENANCE						
TAXES OTHER THAN CURRENT PROPERTY						
203.01	PROPERTY TAXES - PRIOR SECURED	\$ 1,747	\$ 1,314	\$ 300	\$ 300	DEBT SERVICE, 1958
203.01	PROPERTY TAXES - PRIOR SECURED	648	474			
204.01	PROPERTY TAXES - PRIOR UNSECURED	13				DEBT SERVICE, 1958
204.01	PROPERTY TAXES - PRIOR UNSECURED	4				
TOTAL TAXES OTHER THAN CURRENT PROPERTY		\$ 2,412 *	\$ 1,788 *	\$ 300 *	\$ 300 *	
USE OF MONEY AND PROPERTY						
219.01	INTEREST - DEPOSITS AND INVESTMENTS	\$ 18,451	\$ 23,143	\$ 2,000	\$ 2,000	DEBT SERVICE, 1958
219.01	INTEREST - DEPOSITS AND INVESTMENTS	501	547	400	400	
TOTAL USE OF MONEY AND PROPERTY		\$ 18,952 *	\$ 23,690 *	\$ 2,400 *	\$ 2,400 *	

COUNTY OF SAN DIEGO FINAL BUDGET
 1973-1974
 SPECIAL DISTRICTS
 GOVERNED THROUGH THE BOARD OF SUPERVISORS
 ANALYSIS OF REVENUE BY DISTRICT BY SOURCE
 OTHER THAN CURRENT PROPERTY TAXES
 SCHEDULE 13B

REVENUE ACCOUNT	DISTRICT - REVENUE SOURCE	ACTUAL REVENUES 1971-1972	ACTUAL REVENUES 1972-1973	REVENUE ESTIMATES RECOMMENDED 1973-1974	ADOPTED BY THE BOARD OF SUPERVISORS 1973-1974	FUND - GENERAL OR OPERATING UNLESS OTHERWISE INDICATED
LAKESIDE SANITATION DISTRICT - MAINTENANCE - CONTINUED						
AID FROM OTHER GOVERNMENTAL AGENCIES						
241.10	STATE AID CONSTRUCTION-OTHER	\$ 25,750	\$ 13,950	\$ 13,000	\$ 13,000	
253.10	FED AID FOR CONSTR - OTHER	56,650	27,250	117,000	117,000	
	TOTAL AID FROM OTHER GOVERNMENTAL AGENCIES	\$ 82,400 *	\$ 41,200 *	\$ 130,000 *	\$ 130,000 *	
CHARGES FOR CURRENT SERVICES						
268.05	PLAN & ENGIN SERV-OTHER GOVERN AGENCIES	\$	\$	\$ 50,000	\$ 50,000	
280.01	SANITATION SERV-SERV TO PROPERTY OWNERS			447,000	447,000	
280.02	SANITATION SERV-SEWER SERV CHG & CON FEE	101,113	220,672	291,500	294,397	
280.06	SANITATION SERV-CONNECT FEES	113,784	95,343	199,600	82,840	
	TOTAL CHARGES FOR CURRENT SERVICES	\$ 214,897 *	\$ 316,015 *	\$ 988,100 *	\$ 874,237 *	
OTHER REVENUE						
290.01	REV APP PR YR-OTHER REVENUE	\$ 270-	\$	\$	\$	
290.02	REV APP PR YR-TAXES	30				
290.02	REV APP PR YR-TAXES	92-				DEBT SERVICE, 1958
290.05	REV APP PR YR-FROM USE OF MONEY & PROP	312-				
290.05	REV APP PR YR-FROM USE OF MONEY & PROP	20-				DEBT SERVICE, 1958
290.08	REV APP PR YR-CHARGES FOR CURRENT SERV	1,108		200	200	
293.20	OTHER-MISCELLANEOUS	120	460			
	TOTAL OTHER REVENUE	\$ 564 *	\$ 460 *	\$ 200 *	\$ 200 *	
	TOTAL DISTRICT	\$ 319,225 *	\$ 383,153 *	\$ 1,121,000 *	\$ 1,007,137 *	
LEMON GROVE SANITATION DISTRICT - MAINTENANCE						
TAXES OTHER THAN CURRENT PROPERTY						
203.01	PROPERTY TAXES - PRIOR SECURED	\$ 651	\$ 906	\$	\$	
204.01	PROPERTY TAXES - PRIOR UNSECURED	45	10			
	TOTAL TAXES OTHER THAN CURRENT PROPERTY	\$ 696 *	\$ 916 *	\$	\$	*

COUNTY OF SAN DIEGO FINAL BUDGET
 1973-1974
 SPECIAL DISTRICTS
 GOVERNED THROUGH THE BOARD OF SUPERVISORS
 ANALYSIS OF REVENUE BY DISTRICT BY SOURCE
 OTHER THAN CURRENT PROPERTY TAXES
 SCHEDULE 13B

REVENUE ACCOUNT	DISTRICT - REVENUE SOURCE	ACTUAL REVENUES 1971-1972	ACTUAL REVENUES 1972-1973	REVENUE ESTIMATES RECOMMENDED 1973-1974	ADOPTED BY THE BOARD OF SUPERVISORS 1973-1974	FUND - GENERAL OR OPERATING UNLESS OTHERWISE INDICATED
LEMON GROVE SANITATION DISTRICT - MAINTENANCE - CONTINUED						
USE OF MONEY AND PROPERTY						
219.01	INTEREST - DEPOSITS AND INVESTMENTS	\$ 4,704	\$ 7,738	\$ 1,500	\$ 1,500	
	TOTAL USE OF MONEY AND PROPERTY	\$ 4,704 *	\$ 7,738 *	\$ 1,500 *	\$ 1,500 *	
AID FROM OTHER GOVERNMENTAL AGENCIES						
227.01	OTHER STATE IN-LIEU TAXES-HWAY LAND RENT	\$ 94	\$ 98	\$	\$	
	TOTAL AID FROM OTHER GOVERNMENTAL AGENCIES	\$ 94 *	\$ 98 *	\$ *	\$ *	
CHARGES FOR CURRENT SERVICES						
280.01	SANITATION SERV-SERV TO PROPERTY OWNERS	\$	\$	\$ 15,000	\$ 15,000	
280.02	SANITATION SERV-SEWER SERV CHG & CON FEE	98,091	174,992	253,600	246,389	
280.06	SANITATION SERV-CONNECT FEES	8,125	6,533	12,200		
	TOTAL CHARGES FOR CURRENT SERVICES	\$ 106,216 *	\$ 181,525 *	\$ 280,800 *	\$ 261,389 *	
OTHER REVENUE						
290.01	REV APP PR YR-OTHER REVENUE	\$ 8,831	\$	\$	\$	
290.02	REV APP PR YR-TAXES	46				
290.05	REV APP PR YR-FROM USE OF MONEY & PROP	53-				
290.08	REV APP PR YR-CHARGES FOR CURRENT SERV	572	250-			
293.20	OTHER-MISCELLANEOUS	5		22,000	22,000	
	TOTAL OTHER REVENUE	\$ 9,401 *	\$ 250-*	\$ 22,000 *	\$ 22,000 *	
	TOTAL DISTRICT	\$ 121,111 *	\$ 190,027 *	\$ 304,300 *	\$ 284,889 *	
MONTGOMERY SANITATION DISTRICT - MAINTENANCE						
TAXES OTHER THAN CURRENT PROPERTY						
203.01	PROPERTY TAXES - PRIOR SECURED	\$ 867	\$ 1,075	\$	\$	
204.01	PROPERTY TAXES - PRIOR UNSECURED	-1				
	TOTAL TAXES OTHER THAN CURRENT PROPERTY	\$ 868 *	\$ 1,075 *	\$ *	\$ *	

COUNTY OF SAN DIEGO FINAL BUDGET
 1973-1974
 SPECIAL DISTRICTS
 GOVERNED THROUGH THE BOARD OF SUPERVISORS
 ANALYSIS OF REVENUE BY DISTRICT BY SOURCE
 OTHER THAN CURRENT PROPERTY TAXES
 SCHEDULE 13B

REVENUE ACCOUNT	DISTRICT - REVENUE SOURCE	ACTUAL REVENUES 1971-1972	ACTUAL REVENUES 1972-1973	REVENUE ESTIMATES RECOMMENDED 1973-1974	ADOPTED BY THE BOARD OF SUPERVISORS 1973-1974	FUND - GENERAL OR OPERATING UNLESS OTHERWISE INDICATED
MONTGOMERY SANITATION DISTRICT - MAINTENANCE - CONTINUED						
USE OF MONEY AND PROPERTY						
219.01	INTEREST - DEPOSITS AND INVESTMENTS	\$ 5,456	\$ 7,841	\$ 2,000	\$ 2,000	
	TOTAL USE OF MONEY AND PROPERTY	\$ 5,456 *	\$ 7,841 *	\$ 2,000 *	\$ 2,000 *	
AID FROM OTHER GOVERNMENTAL AGENCIES						
227.01	OTHER STATE IN-LIEU TAXES-HWAY LAND RENT	\$ 3	\$	\$	\$	
	TOTAL AID FROM OTHER GOVERNMENTAL AGENCIES	\$ 3 *	\$ *	\$ *	\$ *	\$ *
CHARGES FOR CURRENT SERVICES						
280.01	SANITATION SERV-SERV TO PROPERTY OWNERS	\$	\$	\$ 70,000	\$ 70,000	
280.02	SANITATION SERV-SEWER SERV CHG & CON FEE	111,657	237,783	136,650	133,896	
280.06	SANITATION SERV-CONNECT FEES	950	27,181	40,000	7,288	
	TOTAL CHARGES FOR CURRENT SERVICES	\$ 112,607 *	\$ 264,964 *	\$ 246,650 *	\$ 211,184 *	
OTHER REVENUE						
290.01	REV APP PR YR-OTHER REVENUE	\$ 509	\$	\$	\$	
290.02	REV APP PR YR-TAXES	9-				
290.05	REV APP PR YR-FROM USE OF MONEY & PROP	78-				
290.08	REV APP PR YR-CHARGES FOR CURRENT SERV	2,014				
293.20	OTHER-MISCELLANEOUS		4,536	90,000	90,000	
	TOTAL OTHER REVENUE	\$ 2,436 *	\$ 4,536 *	\$ 90,000 *	\$ 90,000 *	
	TOTAL DISTRICT	\$ 121,370 *	\$ 278,416 *	\$ 338,650 *	\$ 303,184 *	
PINE VALLEY SANITATION DISTRICT - MAINTENANCE						
USE OF MONEY AND PROPERTY						
219.01	INTEREST - DEPOSITS AND INVESTMENTS	\$ 678	\$ 874	\$	\$	
	TOTAL USE OF MONEY AND PROPERTY	\$ 678 *	\$ 874 *	\$ *	\$ *	\$ *

COUNTY OF SAN DIEGO FINAL BUDGET
1973-1974
SPECIAL DISTRICTS
GOVERNED THROUGH THE BOARD OF SUPERVISORS
ANALYSIS OF REVENUE BY DISTRICT BY SOURCE
OTHER THAN CURRENT PROPERTY TAXES
SCHEDULE 13B

REVENUE ACCOUNT	DISTRICT --	REVENUE SOURCE	ACTUAL REVENUES 1971-1972	ACTUAL REVENUES 1972-1973	REVENUE ESTIMATES RECOMMENDED 1973-1974	ADOPTED BY THE BOARD OF SUPERVISORS 1973-1974	FUND - GENERAL OR OPERATING UNLESS OTHERWISE INDICATED
PINE VALLEY SANITATION DISTRICT -- MAINTENANCE -- CONTINUED							
CHARGES FOR CURRENT SERVICES							
280.01		SANITATION SERV--SERV TO PROPERTY OWNERS	\$	\$	\$ 400	\$	400
280.02		SANITATION SERV--SEWER SERV CHG & CON FEE	9,570	9,760	7,470		7,470
TOTAL CHARGES FOR CURRENT SERVICES			\$ 9,570 *	\$ 9,760 *	\$ 7,870 *	\$	7,870 *
OTHER REVENUE							
290.05		REV APP PR YR--FROM USE OF MONEY & PROP	\$ 10-	\$	\$	\$	
290.08		REV APP PR YR--CHARGES FOR CURRENT SERV	1				
TOTAL OTHER REVENUE			\$ 9-	\$ *	\$ *	\$	*
TOTAL DISTRICT			\$ 10,239 *	\$ 10,634 *	\$ 7,870 *	\$	7,870 *
RAMONA SANITATION DISTRICT - MAINTENANCE							
TAXES OTHER THAN CURRENT PROPERTY							
203.01		PROPERTY TAXES - PRIOR SECURED	\$ 438	\$ 809	\$	\$	
203.01		PROPERTY TAXES - PRIOR SECURED	28	65	25		
204.01		PROPERTY TAXES - PRIOR UNSECURED		8			DEBT SERVICE, 1949
204.01		PROPERTY TAXES - PRIOR UNSECURED		1			DEBT SERVICE, 1949
TOTAL TAXES OTHER THAN CURRENT PROPERTY			\$ 466 *	\$ 883 *	\$ 25 *	\$	*
USE OF MONEY AND PROPERTY							
219.01		INTEREST - DEPOSITS AND INVESTMENTS	\$ 1,594	\$ 2,191	\$	\$	
219.01		INTEREST - DEPOSITS AND INVESTMENTS	21,300	74,464	3,350		DEBT SERVICE, 1949
TOTAL USE OF MONEY AND PROPERTY			\$ 22,894 *	\$ 76,655 *	\$ 3,350 *	\$	*
CHARGES FOR CURRENT SERVICES							
280.01		SANITATION SERV--SERV TO PROPERTY OWNERS	\$	\$	\$ 1,000	\$	1,000
280.02		SANITATION SERV--SEWER SERV CHG & CON FEE	18,232	49,737	55,500		65,199

COUNTY OF SAN DIEGO FINAL BUDGET
1973-1974
SPECIAL DISTRICTS
GOVERNED THROUGH THE BOARD OF SUPERVISORS
ANALYSIS OF REVENUE BY DISTRICT BY SOURCE
OTHER THAN CURRENT PROPERTY TAXES
SCHEDULE 13B

REVENUE ACCOUNT	DISTRICT - REVENUE SOURCE	ACTUAL REVENUES 1971-1972	ACTUAL REVENUES 1972-1973	REVENUE ESTIMATES RECOMMENDED 1973-1974	ADOPTED BY THE BOARD OF SUPERVISORS 1973-1974	FUND - GENERAL OR OPERATING UNLESS OTHERWISE INDICATED
RAMONA SANITATION DISTRICT - MAINTENANCE - CONTINUED						
280.06	SANITATION SERV-CONNECT FEES	25	2,584			
	TOTAL CHARGES FOR CURRENT SERVICES	\$ 18,257 *	\$ 52,321 *	\$ 56,500 *	\$ 66,199 *	
OTHER REVENUE						
288.01	PREMIUM & ACCRUED INTER ON BONDS ISSUED	\$ 2,768	\$	\$	\$	DEBT SERVICE, 1949
290.05	REV APP PR YR-FROM USE OF MONEY & PROP	17-				
290.05	REV APP PR YR-FROM USE OF MONEY & PROP	4-				DEBT SERVICE, 1949
290.08	REV APP PR YR-CHARGES FOR CURRENT SERV	14				
293.09	OTHER-TRANSFERS FROM OTHER FUNDS		40,000			DEBT SERVICE, 1949
	TOTAL OTHER REVENUE	\$ 2,761 *	\$ 40,000 *	\$ *	\$ *	*
	TOTAL DISTRICT	\$ 44,378 *	\$ 169,859 *	\$ 59,875 *	\$ 66,199 *	
RANCHO SANTA FE SANITATION DISTRICT - MAINTENANCE						
TAXES OTHER THAN CURRENT PROPERTY						
203.01	PROPERTY TAXES - PRIOR SECURED	\$ 535	\$ 491	\$ 300	\$ 300	DEBT SERVICE, 1960
203.01	PROPERTY TAXES - PRIOR SECURED	106	72	50	50	
	TOTAL TAXES OTHER THAN CURRENT PROPERTY	\$ 641 *	\$ 563 *	\$ 350 *	\$ 350 *	
USE OF MONEY AND PROPERTY						
219.01	INTEREST - DEPOSITS AND INVESTMENTS	\$ 2,039	\$ 1,013	\$ 1,300	\$ 1,300	DEBT SERVICE, 1960
219.01	INTEREST - DEPOSITS AND INVESTMENTS	256	310	200	200	
	TOTAL USE OF MONEY AND PROPERTY	\$ 2,295 *	\$ 1,323 *	\$ 1,500 *	\$ 1,500 *	
CHARGES FOR CURRENT SERVICES						
280.01	SANITATION SERV-SERV TO PROPERTY OWNERS	\$	\$	\$ 5,000	\$ 5,000	
280.02	SANITATION SERV-SEWER SERV CHG & CON FEE	1,633-	6,692	13,780	10,725	
280.06	SANITATION SERV-CONNECT FEES	5,800	4,438	4,476	4,476	
	TOTAL CHARGES FOR CURRENT SERVICES	\$ 4,167 *	\$ 11,130 *	\$ 23,256 *	\$ 20,201 *	

COUNTY OF SAN DIEGO FINAL BUDGET
 1973-1974
 SPECIAL DISTRICTS
 GOVERNED THROUGH THE BOARD OF SUPERVISORS
 ANALYSIS OF REVENUE BY DISTRICT BY SOURCE
 OTHER THAN CURRENT PROPERTY TAXES
 SCHEDULE 13B

REVENUE ACCOUNT	DISTRICT - REVENUE SOURCE	ACTUAL REVENUES 1971-1972	ACTUAL REVENUES 1972-1973	REVENUE ESTIMATES RECOMMENDED 1973-1974	ADOPTED BY THE BOARD OF SUPERVISORS 1973-1974	FUND - GENERAL OR OPERATING UNLESS OTHERWISE INDICATED
RANCHO SANTA FE SANITATION DISTRICT - MAINTENANCE - CONTINUED						
OTHER REVENUE						
290.05	REV APP PR YR-FROM USE OF MONEY & PROP	\$ 31-	\$	\$	\$	
290.08	REV APP PR YR-CHARGES FOR CURRENT SERV	71				
293.20	OTHER-MISCELLANEOUS	80				
TOTAL OTHER REVENUE		\$ 120 *	\$ *	\$ *	\$ *	*
TOTAL DISTRICT		\$ 7,223 *	\$ 13,016 *	\$ 25,106 *	\$ 22,051 *	
ROLANDO SANITATION DISTRICT - MAINTENANCE						
TAXES OTHER THAN CURRENT PROPERTY						
203.01	PROPERTY TAXES - PRIOR SECURED	\$ 4	\$ 66	\$	\$	
TOTAL TAXES OTHER THAN CURRENT PROPERTY		\$ 4 *	\$ 66 *	\$ *	\$ *	*
USE OF MONEY AND PROPERTY						
219.01	INTEREST - DEPOSITS AND INVESTMENTS	\$ 1,093	\$ 946	\$ 300	\$ 300	
TOTAL USE OF MONEY AND PROPERTY		\$ 1,093 *	\$ 946 *	\$ 300 *	\$ 300 *	
CHARGES FOR CURRENT SERVICES						
280.01	SANITATION SERV-SERV TO PROPERTY OWNERS	\$	\$	\$ 1,000	\$ 1,000	
280.02	SANITATION SERV-SEWER SERV CHG & CON FEE	641	12,910	25,060	23,521	
280.06	SANITATION SERV-CONNECT FEES	25	175			
TOTAL CHARGES FOR CURRENT SERVICES		\$ 666 *	\$ 13,085 *	\$ 26,060 *	\$ 24,521 *	
OTHER REVENUE						
290.05	REV APP PR YR-FROM USE OF MONEY & PROP	\$ 21-	\$	\$	\$	
290.08	REV APP PR YR-CHARGES FOR CURRENT SERV	35				
293.20	OTHER-MISCELLANEOUS	235				
TOTAL OTHER REVENUE		\$ 249 *	\$ *	\$ *	\$ *	*
TOTAL DISTRICT		\$ 2,012 *	\$ 14,097 *	\$ 26,360 *	\$ 24,821 *	

COUNTY OF SAN DIEGO FINAL BUDGET
1973-1974
SPECIAL DISTRICTS
GOVERNED THROUGH THE BOARD OF SUPERVISORS
ANALYSIS OF REVENUE BY DISTRICT BY SOURCE
OTHER THAN CURRENT PROPERTY TAXES
SCHEDULE 13B

REVENUE ACCOUNT	DISTRICT - REVENUE SOURCE	ACTUAL REVENUES 1971-1972	ACTUAL REVENUES 1972-1973	REVENUE ESTIMATES RECOMMENDED 1973-1974	ADOPTED BY THE BOARD OF SUPERVISORS 1973-1974	FUND - GENERAL OR OPERATING UNLESS OTHERWISE INDICATED
SOLANA BEACH SANITATION DISTRICT - MAINTENANCE						
TAXES OTHER THAN CURRENT PROPERTY						
203.01	PROPERTY TAXES - PRIOR SECURED	\$ 1,196	\$ 1,274	\$ 500	\$ 500	1965 SEWER REVENUE
203.01	PROPERTY TAXES - PRIOR SECURED	14-				
	TOTAL TAXES OTHER THAN CURRENT PROPERTY	\$ 1,182 *	\$ 1,274 *	\$ 500 *	\$ 500 *	
USE OF MONEY AND PROPERTY						
219.01	INTEREST - DEPOSITS AND INVESTMENTS	\$ 8,741	\$ 5,120	\$ 2,000	\$ 2,000	1965 SEWER REVENUE
219.01	INTEREST - DEPOSITS AND INVESTMENTS	1,670	2,952	1,600	1,600	
219.01	INTEREST - DEPOSITS AND INVESTMENTS	1,201	1,017	200	200	1965 SEWER MAINTENANCE & OPERATION
219.01	INTEREST - DEPOSITS AND INVESTMENTS	611	712	900	500	1965 SEWER REVENUE BOND-INTEREST
219.01	INTEREST - DEPOSITS AND INVESTMENTS	705	768		200	1965 SEWER REVENUE BOND-RETIREMENT
219.01	INTEREST - DEPOSITS AND INVESTMENTS	3,304	3,648	2,000	2,000	1965 SEWER REVENUE BOND-RESERVE
219.01	INTEREST - DEPOSITS AND INVESTMENTS	289	574	300	500	1965 SEWER REVENUE BOND-SURPLUS
	TOTAL USE OF MONEY AND PROPERTY	\$ 16,521 *	\$ 14,791 *	\$ 7,000 *	\$ 7,000 *	
CHARGES FOR CURRENT SERVICES						
268.01	PLAN & ENGIN SERV-SERV TO PROP OWNERS	\$	\$	\$	\$ 11,000	1965 SEWER MAINTENANCE & OPERATION
268.02	PLAN & ENGIN SERV-PLAN PREP & SUP CONST				115,000	
268.05	PLAN & ENGIN SERV-OTHER GOVERN AGENCIES			126,000		1965 SEWER MAINTENANCE & OPERATION
280.02	SANITATION SERV-SEWER SERV CHG & CON FEE	66,931	107,734	133,000	139,699	1965 SEWER REVENUE
280.06	SANITATION SERV-CONNECT FEES	144,176				
280.06	SANITATION SERV-CONNECT FEES	7,860	45,996	40,000	40,000	1965 SEWER REVENUE
	TOTAL CHARGES FOR CURRENT SERVICES	\$ 218,967 *	\$ 153,730 *	\$ 299,000 *	\$ 305,699 *	
OTHER REVENUE						
290.02	REV APP PR YR-TAXES	\$ 15	\$	\$	\$	1965 SEWER REVENUE
290.02	REV APP PR YR-TAXES	12				
290.05	REV APP PR YR-FROM USE OF MONEY & PROP	124-				
290.05	REV APP PR YR-FROM USE OF MONEY & PROP	50-				1965 SEWER REVENUE

COUNTY OF SAN DIEGO FINAL BUDGET
1973-1974
SPECIAL DISTRICTS
GOVERNED THROUGH THE BOARD OF SUPERVISORS
ANALYSIS OF REVENUE BY DISTRICT BY SOURCE
OTHER THAN CURRENT PROPERTY TAXES
SCHEDULE 13B

REVENUE ACCOUNT	DISTRICT - REVENUE SOURCE	ACTUAL REVENUES 1971-1972	ACTUAL REVENUES 1972-1973	REVENUE ESTIMATES RECOMMENDED 1973-1974	ADOPTED BY THE BOARD OF SUPERVISORS 1973-1974	FUND - GENERAL OR OPERATING UNLESS OTHERWISE INDICATED
SOLANA BEACH SANITATION DISTRICT - MAINTENANCE - CONTINUED						
290.05	REV APP PR YR-FROM USE OF MONEY & PROP	10-				1965 SEWER MAINTENANCE & OPERATION
290.05	REV APP PR YR-FROM USE OF MONEY & PROP	9-				1965 SEWER REVENUE BOND-INTEREST
290.05	REV APP PR YR-FROM USE OF MONEY & PROP	6-				1965 SEWER REVENUE BOND-RETIREMENT
290.05	REV APP PR YR-FROM USE OF MONEY & PROP	73-				1965 SEWER REVENUE BOND-RESERVE
290.05	REV APP PR YR-FROM USE OF MONEY & PROP	2-				1965 SEWER REVENUE BOND-SURPLUS
290.08	REV APP PR YR-CHARGES FOR CURRENT SERV	546				1965 SEWER REVENUE
293.01	OTHER-DECEDENT'S PROPERTY FOUND ON BODY				136,055	
293.09	OTHER-TRANSFERS FROM OTHER FUNDS	10,000	21,113	50,704	53,878	1965 SEWER MAINTENANCE & OPERATION
293.09	OTHER-TRANSFERS FROM OTHER FUNDS	49,000	71,800	98,200	21,867	1965 SEWER REVENUE BOND-INTEREST
293.09	OTHER-TRANSFERS FROM OTHER FUNDS	25,200	22,297	22,108	14,640	1965 SEWER REVENUE BOND-RETIREMENT
293.09	OTHER-TRANSFERS FROM OTHER FUNDS	16,000	14,000	14,450		1965 SEWER REVENUE BOND-SURPLUS
293.09	OTHER-TRANSFERS FROM OTHER FUNDS	6,000	4,000	13,400		
293.10	OTHER-VOIDED AND CANCELLED WARRANTS		2,300			
293.20	OTHER-MISCELLANEOUS	232				
TOTAL OTHER REVENUE		\$ 106,731 *	\$ 135,510 *	\$ 198,862 *	\$ 226,440 *	
TOTAL DISTRICT		\$ 343,401 *	\$ 305,305 *	\$ 505,362 *	\$ 539,639 *	
SPRING VALLEY SANITATION DISTRICT - MAINTENANCE TAXES OTHER THAN CURRENT PROPERTY						
203.01	PROPERTY TAXES - PRIOR SECURED	\$ 1,259	\$ 1,758	\$ 1,000	\$ 1,000	
203.01	PROPERTY TAXES - PRIOR SECURED	941	1,026	400	400	DEBT SERVICE, 1956
203.01	PROPERTY TAXES - PRIOR SECURED	236-				1962 SEWER - REVENUE
204.01	PROPERTY TAXES - PRIOR UNSECURED	22	1			
204.01	PROPERTY TAXES - PRIOR UNSECURED	14				DEBT SERVICE, 1956
204.01	PROPERTY TAXES - PRIOR UNSECURED	10-				1962 SEWER - REVENUE
TOTAL TAXES OTHER THAN CURRENT PROPERTY		\$ 1,990 *	\$ 2,785 *	\$ 1,400 *	\$ 1,400 *	

COUNTY OF SAN DIEGO FINAL BUDGET
1973-1974
SPECIAL DISTRICTS
GOVERNED THROUGH THE BOARD OF SUPERVISORS
ANALYSIS OF REVENUE BY DISTRICT BY SOURCE
OTHER THAN CURRENT PROPERTY TAXES
SCHEDULE 13B

REVENUE ACCOUNT	DISTRICT - REVENUE SOURCE	ACTUAL REVENUES 1971-1972	ACTUAL REVENUES 1972-1973	REVENUE ESTIMATES RECOMMENDED 1973-1974	ADOPTED BY THE BOARD OF SUPERVISORS 1973-1974	FUND - GENERAL OR OPERATING UNLESS OTHERWISE INDICATED
SPRING VALLEY SANITATION DISTRICT - MAINTENANCE - CONTINUED						
USE OF MONEY AND PROPERTY						
219.01	INTEREST - DEPOSITS AND INVESTMENTS	\$ 1,577	\$ 5,570	\$ 1,000	\$ 1,000	
219.01	INTEREST - DEPOSITS AND INVESTMENTS	2,127	2,160	500	500	DEBT SERVICE, 1956
219.01	INTEREST - DEPOSITS AND INVESTMENTS	1,993	8,964	1,500	1,500	1962 SEWER - REVENUE
219.01	INTEREST - DEPOSITS AND INVESTMENTS	1,217	1,816	500	500	1962 SEWER REVENUE MAINTENANCE & OP
219.01	INTEREST - DEPOSITS AND INVESTMENTS	1,091	1,313	300	300	1962 SEWER REVENUE BOND-INTEREST
219.01	INTEREST - DEPOSITS AND INVESTMENTS	1,867	2,357	700	400	1962 SEWER REVENUE BOND-PRINCIPAL
219.01	INTEREST - DEPOSITS AND INVESTMENTS	5,723	6,866	2,000	2,000	1962 SEWER REVENUE BOND-RESERVE
219.01	INTEREST - DEPOSITS AND INVESTMENTS	651	573		300	1962 SEWER REVENUE BOND-SURPLUS
TOTAL USE OF MONEY AND PROPERTY		\$ 16,246 *	\$ 29,619 *	\$ 6,500 *	\$ 6,500 *	
AID FROM OTHER GOVERNMENTAL AGENCIES						
227.01	OTHER STATE IN-LIEU TAXES-HWAY LAND RENT	\$ 61	\$ 189	\$	\$	
227.01	OTHER STATE IN-LIEU TAXES-HWAY LAND RENT	105	95			DEBT SERVICE, 1956
241.10	STATE AID CONSTRUCTION-OTHER	83,947	556			
TOTAL AID FROM OTHER GOVERNMENTAL AGENCIES		\$ 84,113 *	\$ 840 *	\$ *	\$ *	
CHARGES FOR CURRENT SERVICES						
268.01	PLAN & ENGIN SERV-SERV TO PROP OWNERS	\$	\$	\$	\$ 88,000	
268.02	PLAN & ENGIN SERV-PLAN PREP & SUP CONST				115,000	
268.05	PLAN & ENGIN SERV-OTHER GOVERN AGENCIES			95,000	625,000	
268.05	PLAN & ENGIN SERV-OTHER GOVERN AGENCIES			733,000		1962 SEWER - REVENUE
280.02	SANITATION SERV-SEWER SERV CHG & CON FEE	372,089	528,137	526,850	535,250	1962 SEWER - REVENUE
280.03	SANITATION SERV-OTHER GOVERN AGENCIES		50			1962 SEWER - REVENUE
280.06	SANITATION SERV-CONNECT FEES	7,410	125,202	293,727	74,101	1962 SEWER - REVENUE
TOTAL CHARGES FOR CURRENT SERVICES		\$ 379,499 *	\$ 653,389 *	\$ 1,648,577 *	\$ 1,437,351 *	
OTHER REVENUE						
290.02	REV APP PR YR-TAXES	\$ 48	\$	\$	\$	

COUNTY OF SAN DIEGO FINAL BUDGET
1973-1974
SPECIAL DISTRICTS
GOVERNED THROUGH THE BOARD OF SUPERVISORS
ANALYSIS OF REVENUE BY DISTRICT BY SOURCE
OTHER THAN CURRENT PROPERTY TAXES
SCHEDULE 13B

REVENUE ACCOUNT	DISTRICT - REVENUE SOURCE	ACTUAL REVENUES 1971-1972	ACTUAL REVENUES 1972-1973	REVENUE ESTIMATES RECOMMENDED 1973-1974	ADOPTED BY THE BOARD OF SUPERVISORS 1973-1974	FUND - GENERAL OR OPERATING UNLESS OTHERWISE INDICATED
SPRING VALLEY SANITATION DISTRICT - MAINTENANCE -- CONTINUED						
290.02	REV APP PR YR-TAXES		27			DEBT SERVICE, 1956
290.02	REV APP PR YR-TAXES		4			1962 SEWER - REVENUE
290.05	REV APP PR YR-FROM USE OF MONEY & PROP		36-			DEBT SERVICE, 1956
290.05	REV APP PR YR-FROM USE OF MONEY & PROP		59-			1962 SEWER - REVENUE
290.05	REV APP PR YR-FROM USE OF MONEY & PROP		35-			1962 SEWER REVENUE MAINTENANCE & OP.
290.05	REV APP PR YR-FROM USE OF MONEY & PROP		31-			1962 SEWER REVENUE BOND-INTEREST
290.05	REV APP PR YR-FROM USE OF MONEY & PROP		20-			1962 SEWER REVENUE BOND-PRINCIPAL
290.05	REV APP PR YR-FROM USE OF MONEY & PROP		30-			1962 SEWER REVENUE BOND-RESERVE
290.05	REV APP PR YR-FROM USE OF MONEY & PROP		166-			1962 SEWER REVENUE BOND-SURPLUS
290.05	REV APP PR YR-FROM USE OF MONEY & PROP		27-			1962 SEWER - REVENUE
290.08	REV APP PR YR-CHARGES FOR CURRENT SERV	3,180	1,166			1962 SEWER - REVENUE
291.01	SALE OF FIXED ASSETS-LAND, STRUCT & IMP		128,300			1962 SEWER - REVENUE
293.03	OTHER-NOTES RECEIVABLE COLLECTIONS		43,876			
293.09	OTHER-TRANSFERS FROM OTHER FUNDS	125,000	150,000	448,557	614,315	
293.09	OTHER-TRANSFERS FROM OTHER FUNDS	163,000	187,600	1,021,463	199,504	1962 SEWER REVENUE MAINTENANCE & OP
293.09	OTHER-TRANSFERS FROM OTHER FUNDS	49,400	44,000	43,403	42,688	1962 SEWER REVENUE BOND-INTEREST
293.09	OTHER-TRANSFERS FROM OTHER FUNDS	47,250	44,000	49,298	48,334	1962 SEWER REVENUE BOND-PRINCIPAL
293.09	OTHER-TRANSFERS FROM OTHER FUNDS		20,000			1962 SEWER REVENUE BOND-RESERVE
293.09	OTHER-TRANSFERS FROM OTHER FUNDS		100,000	13,636	18,200	1962 SEWER REVENUE BOND-SURPLUS
293.20	OTHER-MISCELLANEOUS	12,000	4,073			1962 SEWER - REVENUE
293.20	OTHER-MISCELLANEOUS	5,370	6,026	780	780	1962 SEWER REVENUE BOND-RESERVE
293.20	OTHER-MISCELLANEOUS	44,750				1962 SEWER REVENUE BOND-SURPLUS
293.20	OTHER-MISCELLANEOUS	4,151	43,702			
TOTAL OTHER REVENUE		\$ 453,776 *	\$ 772,743 *	\$ 1,577,137 *	\$ 923,821 *	
TOTAL DISTRICT		\$ 935,624 *	\$ 1,459,376 *	\$ 3,233,614 *	\$ 2,369,072 *	

COUNTY OF SAN DIEGO FINAL BUDGET
 1973-1974
 SPECIAL DISTRICTS
 GOVERNED THROUGH THE BOARD OF SUPERVISORS
 ANALYSIS OF REVENUE BY DISTRICT BY SOURCE
 OTHER THAN CURRENT PROPERTY TAXES
 SCHEDULE 13B

REVENUE ACCOUNT	DISTRICT - REVENUE SOURCE	ACTUAL REVENUES 1971-1972	ACTUAL REVENUES 1972-1973	REVENUE ESTIMATES RECOMMENDED 1973-1974	ADOPTED BY THE BOARD OF SUPERVISORS 1973-1974	FUND - GENERAL OR OPERATING UNLESS OTHERWISE INDICATED
WHISPERING PALMS SANITATION DISTRICT - MAINTENANCE						
TAXES OTHER THAN CURRENT PROPERTY						
203.01	PROPERTY TAXES - PRIOR SECURED	\$ 11	\$	\$ 100	\$	100
	TOTAL TAXES OTHER THAN CURRENT PROPERTY	\$ 11 *	\$ *	\$ 100 *	\$	100 *
USE OF MONEY AND PROPERTY						
219.01	INTEREST - DEPOSITS AND INVESTMENTS	\$ 466	\$ 616	\$ 200	\$	200
	TOTAL USE OF MONEY AND PROPERTY	\$ 466 *	\$ 616 *	\$ 200 *	\$	200 *
CHARGES FOR CURRENT SERVICES						
280.02	SANITATION SERV-SEWER SERV CHG & CON					
	FEE	\$ 8	\$ 990	\$	\$	
280.06	SANITATION SERV-CONNECT FEES	\$ 38	\$ 3,650			
	TOTAL CHARGES FOR CURRENT SERVICES	\$ 46 *	\$ 4,640 *	\$ *	\$	*
OTHER REVENUE						
290.02	REV APP PR YR-TAXES	\$ 18	\$	\$	\$	
	TOTAL OTHER REVENUE	\$ 18 *	\$ *	\$ *	\$	*
	TOTAL DISTRICT	\$ 541 *	\$ 5,256 *	\$ 300 *	\$	300 *
	TOTAL SANITATION DISTRICTS	\$ 2,289,520 *	\$ 3,608,209 *	\$ 8,953,997 *	\$	7,824,670 *

COUNTY OF SAN DIEGO FINAL BUDGET
1973-1974
SPECIAL DISTRICTS
GOVERNED THROUGH THE BOARD OF SUPERVISORS
ANALYSIS OF REVENUE BY DISTRICT BY SOURCE
OTHER THAN CURRENT PROPERTY TAXES
SCHEDULE 13B

REVENUE ACCOUNT	DISTRICT - REVENUE SOURCE	ACTUAL REVENUES 1971-1972	ACTUAL REVENUES 1972-1973	REVENUE ESTIMATES RECOMMENDED 1973-1974	ADOPTED BY THE BOARD OF SUPERVISORS 1973-1974	FUND - GENERAL OR OPERATING UNLESS OTHERWISE INDICATED
RECREATION AND PARK DISTRICTS						
SPRING VALLEY RECREATION AND PARK DISTRICT						
TAXES OTHER THAN CURRENT PROPERTY						
203.01	PROPERTY TAXES - PRIOR SECURED	\$ 444	\$ 480	\$	\$	
204.01	PROPERTY TAXES - PRIOR UNSECURED	6	4			
	TOTAL TAXES OTHER THAN CURRENT PROPERTY	\$ 450 *	\$ 484 *	\$	\$	*
USE OF MONEY AND PROPERTY						
219.01	INTEREST - DEPOSITS AND INVESTMENTS	\$ 4,361	\$ 3,109	\$	\$	
	TOTAL USE OF MONEY AND PROPERTY	\$ 4,361 *	\$ 3,109 *	\$	\$	*
AID FROM OTHER GOVERNMENTAL AGENCIES						
227.01	OTHER STATE IN-LIEU TAXES-HWAY LAND RENT	\$ 16	\$	\$	\$	
245.51	STATE AID FOR HOMEOWNERS PROP TAX RED	2,433	2,232	2,000	2,000	
245.53	STATE AID FOR BUS INV PROP REDUCTION	280	597			
	TOTAL AID FROM OTHER GOVERNMENTAL AGENCIES	\$ 2,729 *	\$ 2,829 *	\$ 2,000 *	\$ 2,000 *	*
OTHER REVENUE						
290.02	REV APP PR YR-TAXES	\$ 1	\$	\$	\$	
290.05	REV APP PR YR-FROM USE OF MONEY & PROP	81-				
290.06	REV APP PR YR-AID FR OTHER GOV AGEN-ST		30,000 ¹			
293.09	OTHER-TRANSFERS FROM OTHER FUNDS					
	TOTAL OTHER REVENUE	\$ 80-*	\$ 30,001 *	\$	\$	*
	TOTAL DISTRICT	\$ 7,460 *	\$ 36,423 *	\$ 2,000 *	\$ 2,000 *	*
	TOTAL RECREATION AND PARK DISTRICTS	\$ 7,460 *	\$ 36,423 *	\$ 2,000 *	\$ 2,000 *	*

COUNTY OF SAN DIEGO FINAL BUDGET
 1973-1974
 SPECIAL DISTRICTS
 GOVERNED THROUGH THE BOARD OF SUPERVISORS
 ANALYSIS OF REVENUE BY DISTRICT BY SOURCE
 OTHER THAN CURRENT PROPERTY TAXES
 SCHEDULE 13B

REVENUE ACCOUNT	DISTRICT - REVENUE SOURCE	ACTUAL REVENUES 1971-1972	ACTUAL REVENUES 1972-1973	REVENUE ESTIMATES RECOMMENDED 1973-1974	ADOPTED BY THE BOARD OF SUPERVISORS 1973-1974	FUND - GENERAL OR OPERATING UNLESS OTHERWISE INDICATED
MAINTENANCE DISTRICTS						
RANCHO SANTA FE MAINTENANCE DISTRICT						
TAXES OTHER THAN CURRENT PROPERTY						
203.01	PROPERTY TAXES - PRIOR SECURED	\$ 395	\$ 1,034	\$ 500	\$ 500	
204.01	PROPERTY TAXES - PRIOR UNSECURED		17			
	TOTAL TAXES OTHER THAN CURRENT PROPERTY	\$ 395 *	\$ 1,051 *	\$ 500 *	\$ 500 *	
USE OF MONEY AND PROPERTY						
219.01	INTEREST - DEPOSITS AND INVESTMENTS	\$ 536	\$ 570	\$ 500	\$ 500	
	TOTAL USE OF MONEY AND PROPERTY	\$ 536 *	\$ 570 *	\$ 500 *	\$ 500 *	
OTHER REVENUE						
290.01	REV APP PR YR-OTHER REVENUE	\$ 125				
290.02	REV APP PR YR-TAXES	25-				
290.05	REV APP PR YR-FROM USE OF MONEY & PROP	19-				
293.12	OTHER-COMPENSATION INS REFUND OF PREMIUM	162	234			
293.20	OTHER-MISCELLANEOUS			9,806	9,806	
	TOTAL OTHER REVENUE	\$ 243 *	\$ 234 *	\$ 9,806 *	\$ 9,806 *	
	TOTAL DISTRICT	\$ 1,174 *	\$ 1,855 *	\$ 10,806 *	\$ 10,806 *	
SAN DIEGO COUNTY DRAINAGE MAINTENANCE DISTRICT						
TAXES OTHER THAN CURRENT PROPERTY						
203.01	PROPERTY TAXES - PRIOR SECURED	\$ 194	\$ 155	\$ 300	\$ 300	
204.01	PROPERTY TAXES - PRIOR UNSECURED	3				
	TOTAL TAXES OTHER THAN CURRENT PROPERTY	\$ 197 *	\$ 155 *	\$ 300 *	\$ 300 *	
USE OF MONEY AND PROPERTY						
219.01	INTEREST - DEPOSITS AND INVESTMENTS	\$ 438	\$ 648	\$ 300	\$ 300	
	TOTAL USE OF MONEY AND PROPERTY	\$ 438 *	\$ 648 *	\$ 300 *	\$ 300 *	
	TOTAL DISTRICT	\$ 635 *	\$ 803 *	\$ 600 *	\$ 600 *	

COUNTY OF SAN DIEGO FINAL BUDGET
 1973-1974
 SPECIAL DISTRICTS
 GOVERNED THROUGH THE BOARD OF SUPERVISORS
 ANALYSIS OF REVENUE BY DISTRICT BY SOURCE
 OTHER THAN CURRENT PROPERTY TAXES
 SCHEDULE 13B

REVENUE ACCOUNT	DISTRICT - REVENUE SOURCE	ACTUAL REVENUES 1971-1972	ACTUAL REVENUES 1972-1973	REVENUE ESTIMATES RECOMMENDED 1973-1974	ADOPTED BY THE BOARD OF SUPERVISORS 1973-1974	FUND - GENERAL OR OPERATING UNLESS OTHERWISE INDICATED
WINTER GARDEN SEWER MAINTENANCE DISTRICT						
TAXES OTHER THAN CURRENT PROPERTY						
203.01	PROPERTY TAXES - PRIOR SECURED	\$ 339	\$ 425	\$	\$	
TOTAL TAXES OTHER THAN CURRENT PROPERTY		\$ 339 *	\$ 425 *	\$	\$	*
USE OF MONEY AND PROPERTY						
219.01	INTEREST - DEPOSITS AND INVESTMENTS	\$ 981	\$ 1,807	\$	\$	
TOTAL USE OF MONEY AND PROPERTY		\$ 981 *	\$ 1,807 *	\$	\$	*
CHARGES FOR CURRENT SERVICES						
280.01	SANITATION SERV-SERV TO PROPERTY OWNERS	\$	\$	\$ 25,000	\$ 25,000	
280.02	SANITATION SERV-SEWER SERV CHG & CON	37,524	40,944	48,360	48,360	
280.06	SANITATION SERV-CONNECT FEES	238	7,661	2,000	2,000	
TOTAL CHARGES FOR CURRENT SERVICES		\$ 37,762 *	\$ 48,605 *	\$ 75,360 *	\$ 75,360 *	*
OTHER REVENUE						
290.01	REV APP PR YR-OTHER REVENUE	\$ 81-	\$	\$	\$	
290.05	REV APP PR YR-FROM USE OF MONEY & PROP	13-				
290.08	REV APP PR YR-CHARGES FOR CURRENT SERV	825				
293.20	OTHER-MISCELLANEOUS		2,568			
TOTAL OTHER REVENUE		\$ 731 *	\$ 2,568 *	\$	\$	*
TOTAL DISTRICT		\$ 39,813 *	\$ 53,405 *	\$ 75,360 *	\$ 75,360 *	*
TOTAL MAINTENANCE DISTRICTS		\$ 41,622 *	\$ 56,063 *	\$ 86,766 *	\$ 86,766 *	*

COUNTY OF SAN DIEGO FINAL BUDGET
 1973-1974
 SPECIAL DISTRICTS
 GOVERNED THROUGH THE BOARD OF SUPERVISORS
 ANALYSIS OF REVENUE BY DISTRICT BY SOURCE
 OTHER THAN CURRENT PROPERTY TAXES
 SCHEDULE 13B

REVENUE ACCOUNT	DISTRICT - REVENUE SOURCE	ACTUAL REVENUES 1971-1972	ACTUAL REVENUES 1972-1973	REVENUE ESTIMATES RECOMMENDED 1973-1974	ADOPTED BY THE BOARD OF SUPERVISORS 1973-1974	FUND - GENERAL OR OPERATING UNLESS OTHERWISE INDICATED
COMMUNITY SERVICES DISTRICTS						
CARDIFF MARINA COMMUNITY SERVICES DISTRICT						
TAXES OTHER THAN CURRENT PROPERTY						
203.01	PROPERTY TAXES - PRIOR SECURED	\$	\$	5	\$	
	TOTAL TAXES OTHER THAN CURRENT PROPERTY	\$	* \$	5 *	\$	*
USE OF MONEY AND PROPERTY						
219.01	INTEREST - DEPOSITS AND INVESTMENTS	\$	313 \$	363 \$	200 \$	200
	TOTAL USE OF MONEY AND PROPERTY	\$	313 * \$	363 * \$	200 * \$	200 *
OTHER REVENUE						
290.05	REV APP PR YR-FROM USE OF MONEY & PROP	\$	6-	\$	\$	
	TOTAL OTHER REVENUE	\$	6-* \$	* \$	* \$	*
	TOTAL DISTRICT	\$	307 * \$	368 * \$	200 * \$	200 *
	TOTAL COMMUNITY SERVICES DISTRICTS	\$	307 * \$	368 * \$	200 * \$	200 *

COUNTY OF SAN DIEGO FINAL BUDGET
1973-1974
SPECIAL DISTRICTS
GOVERNED THROUGH THE BOARD OF SUPERVISORS
ANALYSIS OF REVENUE BY DISTRICT BY SOURCE
OTHER THAN CURRENT PROPERTY TAXES
SCHEDULE 13B

REVENUE ACCOUNT	DISTRICT - REVENUE SOURCE	ACTUAL REVENUES 1971-1972	ACTUAL REVENUES 1972-1973	REVENUE ESTIMATES RECOMMENDED 1973-1974	ADOPTED BY THE BOARD OF SUPERVISORS 1973-1974	FUND - GENERAL OR OPERATING UNLESS OTHERWISE INDICATED
COUNTY SERVICE AREA						
COUNTY SERVICE AREA NO. 1 - WHISPERING PALMS						
TAXES OTHER THAN CURRENT PROPERTY						
203.01	PROPERTY TAXES - PRIOR SECURED	\$ 18	\$	\$	\$	
	TOTAL TAXES OTHER THAN CURRENT PROPERTY	\$ 18 *	\$ *	\$ *	\$ *	*
USE OF MONEY AND PROPERTY						
219.01	INTEREST - DEPOSITS AND INVESTMENTS	\$ 517	\$ 1,076	\$	\$	
	TOTAL USE OF MONEY AND PROPERTY	\$ 517 *	\$ 1,076 *	\$ *	\$ *	*
AID FROM OTHER GOVERNMENTAL AGENCIES						
245.51	STATE AID FOR HOMEOWNERS PROP TAX RED	\$ 686	\$ 310	\$	\$	
	TOTAL AID FROM OTHER GOVERNMENTAL AGENCIES	\$ 686 *	\$ 310 *	\$ *	\$ *	*
	TOTAL DISTRICT	\$ 1,221 *	\$ 1,386 *	\$ *	\$ *	*
COUNTY SERVICE AREA NO. 2 - LA COSTA						
TAXES OTHER THAN CURRENT PROPERTY						
203.01	PROPERTY TAXES - PRIOR SECURED	\$ 327	\$ 2,553	\$	\$	
204.01	PROPERTY TAXES - PRIOR UNSECURED	32				
	TOTAL TAXES OTHER THAN CURRENT PROPERTY	\$ 359 *	\$ 2,553 *	\$ *	\$ *	*
USE OF MONEY AND PROPERTY						
219.01	INTEREST - DEPOSITS AND INVESTMENTS	\$ 2,207	\$ 1,622	\$	\$	
	TOTAL USE OF MONEY AND PROPERTY	\$ 2,207 *	\$ 1,622 *	\$ *	\$ *	*
AID FROM OTHER GOVERNMENTAL AGENCIES						
245.51	STATE AID FOR HOMEOWNERS PROP TAX RED	\$ 371	\$ 274	\$	\$	

COUNTY OF SAN DIEGO FINAL BUDGET
 1973-1974
 SPECIAL DISTRICTS
 GOVERNED THROUGH THE BOARD OF SUPERVISORS
 ANALYSIS OF REVENUE BY DISTRICT BY SOURCE
 OTHER THAN CURRENT PROPERTY TAXES
 SCHEDULE 13B

REVENUE ACCOUNT	DISTRICT - REVENUE SOURCE	ACTUAL REVENUES 1971-1972	ACTUAL REVENUES 1972-1973	REVENUE ESTIMATES RECOMMENDED 1973-1974	ADOPTED BY THE BOARD OF SUPERVISORS 1973-1974	FUND - GENERAL OR OPERATING UNLESS OTHERWISE INDICATED
COUNTY SERVICE AREA NO. 2 - LA COSTA - CONTINUED						
245.53	STATE AID FOR BUS INV PROP REDUCTION	6				
	TOTAL AID FROM OTHER GOVERNMENTAL AGENCIES	\$ 377 *	\$ 274 *	\$ *	\$ *	*
CHARGES FOR CURRENT SERVICES						
283.03	INSTITUTIONAL CARE & SERV-TRANSPORTATION	\$ 655	\$ 429	\$ *	\$ *	*
	TOTAL CHARGES FOR CURRENT SERVICES	\$ 655 *	\$ 429 *	\$ *	\$ *	*
OTHER REVENUE						
290.05	REV APP PR YR-FROM USE OF MONEY & PROP	\$ 101-	\$ *	\$ *	\$ *	*
290.06	REV APP PR YR-AID FR OTHER GOV AGEN-ST		10			
291.02	SALE OF FIXED ASSETS-EQUIPMENT		125			
	TOTAL OTHER REVENUE	\$ 101-*	\$ 135 *	\$ *	\$ *	*
	TOTAL DISTRICT	\$ 3,497 *	\$ 5,013 *	\$ *	\$ *	*
COUNTY SERVICE AREA NO. 4 MAJESTIC PINES ZONES A,B,C&D						
TAXES OTHER THAN CURRENT PROPERTY						
203.01	PROPERTY TAXES - PRIOR SECURED	\$ 266	\$ *	\$ *	\$ *	*
	TOTAL TAXES OTHER THAN CURRENT PROPERTY	\$ 266 *	\$ *	\$ *	\$ *	*
USE OF MONEY AND PROPERTY						
219.01	INTEREST - DEPOSITS AND INVESTMENTS	\$ 1,021	\$ 1,597	\$ *	\$ *	*
	TOTAL USE OF MONEY AND PROPERTY	\$ 1,021 *	\$ 1,597 *	\$ *	\$ *	*
AID FROM OTHER GOVERNMENTAL AGENCIES						
245.51	STATE AID FOR HOMEOWNERS PROP TAX RED	\$ 839	\$ *	\$ *	\$ *	*
	TOTAL AID FROM OTHER GOVERNMENTAL AGENCIES	\$ 839 *	\$ *	\$ *	\$ *	*

COUNTY OF SAN-DIEGO FINAL BUDGET
 1973-1974
 SPECIAL DISTRICTS
 GOVERNED THROUGH THE BOARD OF SUPERVISORS
 ANALYSIS OF REVENUE BY DISTRICT BY SOURCE
 OTHER THAN CURRENT PROPERTY TAXES
 SCHEDULE 13B

REVENUE ACCOUNT	DISTRICT - REVENUE SOURCE	ACTUAL REVENUES 1971-1972	ACTUAL REVENUES 1972-1973	REVENUE ESTIMATES RECOMMENDED 1973-1974	ADOPTED BY THE BOARD OF SUPERVISORS 1973-1974	FUND - GENERAL OR OPERATING UNLESS OTHERWISE INDICATED
COUNTY SERVICE AREA NO. 4 MAJESTIC PINES ZONES A,B,C&D - CONTINUED						
OTHER REVENUE						
290.01	REV APP PR YR-OTHER REVENUE	\$ 2,719-	\$ 1,477-	\$	\$	
290.05	REV APP PR YR-FROM USE OF MONEY & PROP	65-				
292.04	OTHER SALES-WATER-SALES	25,750	25,301	12,700	12,700	
292.05	OTHER SALES-WATER-SERVICES-OPERATING	5,160	2,270	26,667	26,667	
292.06	OTHER SALES-WATER-SERVICES-NON OPERATING	12,601	14,058			
292.10	OTHER SALES-MISCELLANEOUS		256			
293.05	OTHER-RECOVERED EXPENDITURES	40				
293.09	OTHER-TRANSFERS FROM OTHER FUNDS	1,419	506			
TOTAL OTHER REVENUE		\$ 42,186 *	\$ 40,914 *	\$ 39,367 *	\$ 39,367 *	
TOTAL DISTRICT		\$ 44,312 *	\$ 42,511 *	\$ 39,367 *	\$ 39,367 *	

COUNTY SERVICE AREA NO 5 - HIGH VALLEY

TAXES OTHER THAN CURRENT PROPERTY

203.01	PROPERTY TAXES - PRIOR SECURED	\$ 285	\$ 65	\$	\$	
TOTAL TAXES OTHER THAN CURRENT PROPERTY		\$ 285 *	\$ 65 *	\$ *	\$ *	

USE OF MONEY AND PROPERTY

219.01	INTEREST - DEPOSITS AND INVESTMENTS	\$ 210	\$ 90	\$	\$	
TOTAL USE OF MONEY AND PROPERTY		\$ 210 *	\$ 90 *	\$ *	\$ *	

AID FROM OTHER GOVERNMENTAL AGENCIES

245.51	STATE AID FOR HOMEOWNERS PROP TAX RED	\$ 55	\$ 36	\$	\$	
TOTAL AID FROM OTHER GOVERNMENTAL AGENCIES		\$ 55 *	\$ 36 *	\$ *	\$ *	
TOTAL DISTRICT		\$ 550 *	\$ 191 *	\$ *	\$ *	

COUNTY SERVICE AREA NO. 6 - PAUMA VALLEY

TAXES OTHER THAN CURRENT PROPERTY

203.01	PROPERTY TAXES - PRIOR SECURED	\$ 34	\$ 57	\$	\$	
TOTAL TAXES OTHER THAN CURRENT PROPERTY		\$ 34 *	\$ 57 *	\$ *	\$ *	

COUNTY OF SAN DIEGO FINAL BUDGET
 1973-1974
 SPECIAL DISTRICTS
 GOVERNED THROUGH THE BOARD OF SUPERVISORS
 ANALYSIS OF REVENUE BY DISTRICT BY SOURCE
 OTHER THAN CURRENT PROPERTY TAXES
 SCHEDULE 13B

REVENUE ACCOUNT	DISTRICT - REVENUE SOURCE	ACTUAL REVENUES 1971-1972	ACTUAL REVENUES 1972-1973	REVENUE ESTIMATES RECOMMENDED 1973-1974	ADOPTED BY THE BOARD OF SUPERVISORS 1973-1974	FUND - GENERAL OR OPERATING UNLESS OTHERWISE INDICATED
COUNTY SERVICE AREA NO. 6 - PAUMA VALLEY - CONTINUED						
USE OF MONEY AND PROPERTY						
219.01	INTEREST - DEPOSITS AND INVESTMENTS	\$ 265	\$ 177	\$	\$	
	TOTAL USE OF MONEY AND PROPERTY	\$ 265 *	\$ 177 *	\$	* \$	*
AID FROM OTHER GOVERNMENTAL AGENCIES						
245.51	STATE AID FOR HOMEOWNERS PROP TAX RED	\$ 74	\$ 95	\$	\$	
	TOTAL AID FROM OTHER GOVERNMENTAL AGENCIES	\$ 74 *	\$ 95 *	\$	* \$	*
OTHER REVENUE						
290.08	REV APP PR YR-CHARGES FOR CURRENT SERV	\$ 94	\$	\$	\$	
	TOTAL DOTHER REVENUE	\$ 94 *	\$	* \$	* \$	*
	TOTAL DISTRICT	\$ 467 *	\$ 329 *	\$	* \$	*
COUNTY SERVICE AREA NO. 7 - RAINBOW VALLEY						
TAXES OTHER THAN CURRENT PROPERTY						
203.01	PROPERTY TAXES - PRIOR SECURED	\$ 129	\$ 100	\$	\$	
204.01	PROPERTY TAXES - PRIOR UNSECURED	1				
	TOTAL TAXES OTHER THAN CURRENT PROPERTY	\$ 130 *	\$ 100 *	\$	* \$	*
USE OF MONEY AND PROPERTY						
219.01	INTEREST - DEPOSITS AND INVESTMENTS	\$ 139	\$ 142	\$	\$	
	TOTAL USE OF MONEY AND PROPERTY	\$ 139 *	\$ 142 *	\$	* \$	*
AID FROM OTHER GOVERNMENTAL AGENCIES						
245.51	STATE AID FOR HOMEOWNERS PROP TAX RED	\$ 194	\$ 204	\$	\$	
245.53	STATE AID FOR BUS INV PROP REDUCTION	34	36			
	TOTAL AID FROM OTHER GOVERNMENTAL AGENCIES	\$ 228 *	\$ 240 *	\$	* \$	*

COUNTY OF SAN DIEGO FINAL BUDGET
 1973-1974
 SPECIAL DISTRICTS
 GOVERNED THROUGH THE BOARD OF SUPERVISORS
 ANALYSIS OF REVENUE BY DISTRICT BY SOURCE
 OTHER THAN CURRENT PROPERTY TAXES
 SCHEDULE 13B

REVENUE ACCOUNT	DISTRICT - REVENUE SOURCE	ACTUAL REVENUES 1971-1972	ACTUAL REVENUES 1972-1973	REVENUE ESTIMATES RECOMMENDED 1973-1974	ADOPTED BY THE BOARD OF SUPERVISORS 1973-1974	FUND - GENERAL OR OPERATING UNLESS OTHERWISE INDICATED
COUNTY SERVICE AREA NO. 7 - RAINBOW VALLEY - CONTINUED						
OTHER REVENUE						
291.01	SALE OF FIXED ASSETS-LAND, STRUCT & IMP	\$ 1,379	\$ 1,379	\$	\$	
293.12	OTHER-COMPENSATION INS REFUND OF PREMIUM	33				
	TOTAL OTHER REVENUE	\$ 1,412 *	\$ 1,379 *	\$	* \$	*
	TOTAL DISTRICT	\$ 1,909 *	\$ 1,861 *	\$	* \$	*
COUNTY SERVICE AREA NO 8 - MAGEE ROAD						
USE OF MONEY AND PROPERTY						
219.01	INTEREST - DEPOSITS AND INVESTMENTS	\$ 294	\$ 218	\$	\$	
	TOTAL USE OF MONEY AND PROPERTY	\$ 294 *	\$ 218 *	\$	* \$	*
AID FROM OTHER GOVERNMENTAL AGENCIES						
245.51	STATE AID FOR HOMEOWNERS PROP TAX RED	\$ 43	\$ 21	\$	\$	
	TOTAL AID FROM OTHER GOVERNMENTAL AGENCIES	\$ 43 *	\$ 21 *	\$	* \$	*
	TOTAL DISTRICT	\$ 337 *	\$ 239 *	\$	* \$	*
COUNTY SERVICE AREA NO. 9 SANTA FE						
TAXES OTHER THAN CURRENT PROPERTY						
203.01	PROPERTY TAXES - PRIOR SECURED	\$ 12	\$ 2,922	\$	\$	
203.01	PROPERTY TAXES - PRIOR SECURED		2			
203.01	PROPERTY TAXES - PRIOR SECURED	39	60			
	TOTAL TAXES OTHER THAN CURRENT PROPERTY	\$ 51 *	\$ 2,984 *	\$	* \$	*
USE OF MONEY AND PROPERTY						
219.01	INTEREST - DEPOSITS AND INVESTMENTS	\$ 180	\$ 171	\$	\$	
219.01	INTEREST - DEPOSITS AND INVESTMENTS	103	94			

COUNTY OF SAN DIEGO FINAL BUDGET
 1973-1974
 SPECIAL DISTRICTS
 GOVERNED THROUGH THE BOARD OF SUPERVISORS
 ANALYSIS OF REVENUE BY DISTRICT BY SOURCE
 OTHER THAN CURRENT PROPERTY TAXES
 SCHEDULE 13B

REVENUE ACCOUNT	DISTRICT - REVENUE SOURCE	ACTUAL REVENUES 1971-1972.	ACTUAL REVENUES 1972-1973	REVENUE ESTIMATES RECOMMENDED 1973-1974	ADOPTED BY THE BOARD OF SUPERVISORS 1973-1974	FUND - GENERAL OR OPERATING UNLESS OTHERWISE INDICATED
COUNTY SERVICE AREA NO. 9 SANTA FE - CONTINUED						
219.01	INTEREST - DEPOSITS AND INVESTMENTS	946	1,320			
	TOTAL USE OF MONEY AND PROPERTY	\$ 1,229 *	\$ 1,585 *	\$ *	\$ *	*
AID FROM OTHER GOVERNMENTAL AGENCIES						
245.51	STATE AID FOR HOMEOWNERS PROP TAX	6	65			
245.51	STATE AID FOR HOMEOWNERS PROP TAX	246	320			
	TOTAL AID FROM OTHER GOVERNMENTAL AGENCIES	\$ 252 *	\$ 385 *	\$ *	\$ *	*
OTHER REVENUE						
290.05	REV APP PR YR-FROM USE OF MONEY & PROP	2-				
290.05	REV APP PR YR-FROM USE OF MONEY & PROP	17-				
290.08	REV APP PR YR-CHARGES FOR CURRENT SERV	4-				
293.20	OTHER-MISCELLANEOUS	350				
	TOTAL OTHER REVENUE	\$ 327 *	\$ *	\$ *	\$ *	*
	TOTAL	\$ 1,859	\$ 4,954	\$	\$	
COUNTY SERVICE AREA NO 9 - SANTA FE ZONE A						
AID FROM OTHER GOVERNMENTAL AGENCIES						
245.51	STATE AID FOR HOMEOWNERS PROP TAX		6			
	TOTAL AID FROM OTHER GOVERNMENTAL AGENCIES	\$ *	\$ 6 *	\$ *	\$ *	*
	TOTAL	\$	\$ 6	\$	\$	
	TOTAL DISTRICT	\$ 1,859 *	\$ 4,960 *	\$ *	\$ *	*
COUNTY SERVICE AREA NO. 10 - DAVIS DRIVE						
TAXES OTHER THAN CURRENT PROPERTY						
203.01	PROPERTY TAXES - PRIOR SECURED	100	226			
	TOTAL TAXES OTHER THAN CURRENT PROPERTY	\$ 100 *	\$ 226 *	\$ *	\$ *	*

COUNTY OF SAN DIEGO FINAL BUDGET
1973-1974
SPECIAL DISTRICTS
GOVERNED THROUGH THE BOARD OF SUPERVISORS
ANALYSIS OF REVENUE BY DISTRICT BY SOURCE
OTHER THAN CURRENT PROPERTY TAXES
SCHEDULE 13B

REVENUE ACCOUNT	DISTRICT - REVENUE SOURCE	ACTUAL REVENUES 1971-1972	ACTUAL REVENUES 1972-1973	REVENUE ESTIMATES RECOMMENDED 1973-1974	ADOPTED BY THE BOARD OF SUPERVISORS 1973-1974	FUND - GENERAL OR OPERATING UNLESS OTHERWISE INDICATED
COUNTY SERVICE AREA NO. 10 - DAVIS DRIVE - CONTINUED						
USE OF MONEY AND PROPERTY						
219.01	INTEREST - DEPOSITS AND INVESTMENTS	\$ 61	\$ 65	\$	\$	
TOTAL USE OF MONEY AND PROPERTY		\$ 61 *	\$ 65 *	\$	\$ *	*
AID FROM OTHER GOVERNMENTAL AGENCIES						
245.51	STATE AID FOR HOMEOWNERS PROP TAX RED	\$ 232	\$ 49	\$	\$	
TOTAL AID FROM OTHER GOVERNMENTAL AGENCIES		\$ 232 *	\$ 49 *	\$	\$ *	*
TOTAL DISTRICT		\$ 393 *	\$ 340 *	\$	\$ *	*
COUNTY SERVICE AREA NO. 11 BERNARDO ROAD						
USE OF MONEY AND PROPERTY						
219.01	INTEREST - DEPOSITS AND INVESTMENTS	\$ 141	\$ 140	\$	\$	
219.01	INTEREST - DEPOSITS AND INVESTMENTS	132	121			
219.01	INTEREST - DEPOSITS AND INVESTMENTS	131	133			
219.01	INTEREST - DEPOSITS AND INVESTMENTS	39	92			
TOTAL USE OF MONEY AND PROPERTY		\$ 443 *	\$ 486 *	\$	\$ *	*
AID FROM OTHER GOVERNMENTAL AGENCIES						
245.51	STATE AID FOR HOMEOWNERS PROP TAX RED	\$ 291	\$	\$	\$	
245.51	STATE AID FOR HOMEOWNERS PROP TAX RED	357				
245.51	STATE AID FOR HOMEOWNERS PROP TAX RED	170	148			
245.51	STATE AID FOR HOMEOWNERS PROP TAX RED	153	92			
TOTAL AID FROM OTHER GOVERNMENTAL AGENCIES		\$ 971 *	\$ 240 *	\$	\$ *	*
OTHER REVENUE						
290.05	REV APP PR YR-FROM USE OF MONEY & PROP	\$ 3-	\$	\$	\$	
290.05	REV APP PR YR-FROM USE OF MONEY & PROP		1-			

COUNTY OF SAN DIEGO FINAL BUDGET
 1973-1974
 SPECIAL DISTRICTS
 GOVERNED THROUGH THE BOARD OF SUPERVISORS
 ANALYSIS OF REVENUE BY DISTRICT BY SOURCE
 OTHER THAN CURRENT PROPERTY TAXES
 SCHEDULE 13B

REVENUE ACCOUNT	DISTRICT - REVENUE SOURCE	ACTUAL REVENUES 1971-1972	ACTUAL REVENUES 1972-1973	REVENUE ESTIMATES RECOMMENDED 1973-1974	ADOPTED BY THE BOARD OF SUPERVISORS 1973-1974	FUND - GENERAL OR OPERATING UNLESS OTHERWISE INDICATED
COUNTY SERVICE AREA NO. 11 BERNARDO ROAD - CONTINUED						
290.05	REV APP PR YR-FROM USE OF MONEY & PROP					
293.09	OTHER-TRANSFERS FROM OTHER FUNDS	3-				
293.09	OTHER-TRANSFERS FROM OTHER FUNDS	28-				
		28				
	TOTAL OTHER REVENUE	\$ 7-*	\$ *	\$ *	\$ *	*
	TOTAL	\$ 1,407	\$ 726	\$	\$	
COUNTY SERVICE AREA NO 11 - BERNARDO ROAD ZONE A						
TAXES OTHER THAN CURRENT PROPERTY						
203.01	PROPERTY TAXES - PRIOR SECURED	\$	\$ 114	\$	\$	
	TOTAL TAXES OTHER THAN CURRENT PROPERTY	\$ *	\$ 114 *	\$ *	\$ *	*
	TOTAL	\$	\$ 114	\$	\$	
COUNTY SERVICE AREA NO 11 - BERNARDO ROAD ZONE C						
TAXES OTHER THAN CURRENT PROPERTY						
203.01	PROPERTY TAXES - PRIOR SECURED	\$	\$ 15	\$	\$	
	TOTAL TAXES OTHER THAN CURRENT PROPERTY	\$ *	\$ 15 *	\$ *	\$ *	*
	TOTAL	\$	\$ 15	\$	\$	
	TOTAL DISTRICT	\$ 1,407 *	\$ 855 *	\$ *	\$ *	*
COUNTY SERVICE AREA NO 12 - LOMAIR						
TAXES OTHER THAN CURRENT PROPERTY						
203.01	PROPERTY TAXES - PRIOR SECURED	\$ 84	\$ 5	\$	\$	
	TOTAL TAXES OTHER THAN CURRENT PROPERTY	\$ 84 *	\$ 5 *	\$ *	\$ *	*
USE OF MONEY AND PROPERTY						
219.01	INTEREST - DEPOSITS AND INVESTMENTS	\$ 39	\$ 39	\$	\$	
	TOTAL USE OF MONEY AND PROPERTY	\$ 39 *	\$ 39 *	\$ *	\$ *	*

COUNTY OF SAN DIEGO FINAL BUDGET
 1973-1974
 SPECIAL DISTRICTS
 GOVERNED THROUGH THE BOARD OF SUPERVISORS
 ANALYSIS OF REVENUE BY DISTRICT BY SOURCE
 OTHER THAN CURRENT PROPERTY TAXES
 SCHEDULE 13B

REVENUE ACCOUNT	DISTRICT - REVENUE SOURCE	ACTUAL REVENUES 1971-1972	ACTUAL REVENUES 1972-1973	REVENUE ESTIMATES RECOMMENDED 1973-1974	ADOPTED BY THE BOARD OF SUPERVISORS 1973-1974	FUND - GENERAL OR OPERATING UNLESS OTHERWISE INDICATED
COUNTY SERVICE AREA NO 12 - LOMAIR - CONTINUED						
AID FROM OTHER GOVERNMENTAL AGENCIES						
245.51	STATE AID FOR HOMEOWNERS PROP TAX RED	\$ 12	\$ 13	\$ -	\$	
TOTAL	AID FROM OTHER GOVERNMENTAL AGENCIES	\$ 12 *	\$ 13 *	\$	\$	*
TOTAL	DISTRICT	\$ 135 *	\$ 57 *	\$	\$	*
COUNTY SERVICE AREA NO 13 - PALA MESA ZONE A						
TAXES OTHER THAN CURRENT PROPERTY						
203.01	PROPERTY TAXES - PRIOR SECURED	\$ 90	\$ 110	\$	\$	
203.01	PROPERTY TAXES - PRIOR SECURED	152	480			
TOTAL	TAXES OTHER THAN CURRENT PROPERTY	\$ 242 *	\$ 590 *	\$	\$	*
USE OF MONEY AND PROPERTY						
219.01	INTEREST - DEPOSITS AND INVESTMENTS	\$ 982	\$ 524	\$	\$	
219.01	INTEREST - DEPOSITS AND INVESTMENTS	456	648			
TOTAL	USE OF MONEY AND PROPERTY	\$ 1,438 *	\$ 1,172 *	\$	\$	*
AID FROM OTHER GOVERNMENTAL AGENCIES						
245.51	STATE AID FOR HOMEOWNERS PROP TAX RED	\$ 81	\$ 122	\$	\$	
245.51	STATE AID FOR HOMEOWNERS PROP TAX RED	17	8			
TOTAL	AID FROM OTHER GOVERNMENTAL AGENCIES	\$ 98 *	\$ 130 *	\$	\$	*
CHARGES FOR CURRENT SERVICES						
268.01	PLAN & ENGIN SERV-SERV TO PROP OWNERS	\$ 6,600	\$	\$	\$	
TOTAL	CHARGES FOR CURRENT SERVICES	\$ 6,600 *	\$	\$	\$	*
OTHER REVENUE						
290.05	REV APP PR YR-FROM USE OF MONEY & PROP	\$ 16-	\$	\$	\$	

COUNTY OF SAN DIEGO FINAL BUDGET
1973-1974
SPECIAL DISTRICTS
GOVERNED THROUGH THE BOARD OF SUPERVISORS
ANALYSIS OF REVENUE BY DISTRICT BY SOURCE
OTHER THAN CURRENT PROPERTY TAXES
SCHEDULE 13B

REVENUE ACCOUNT	DISTRICT - REVENUE SOURCE	ACTUAL REVENUES 1971-1972	ACTUAL REVENUES 1972-1973	REVENUE ESTIMATES RECOMMENDED 1973-1974	ADOPTED BY THE BOARD OF SUPERVISORS 1973-1974	FUND - GENERAL OR OPERATING UNLESS OTHERWISE INDICATED
COUNTY SERVICE AREA NO 13 - PALA MESA ZONE A - CONTINUED						
293.09	OTHER-TRANSFERS FROM OTHER FUNDS	11,569-				
293.09	OTHER-TRANSFERS FROM OTHER FUNDS	12,728				
	TOTAL OTHER REVENUE	\$ 1,143 *	\$ *	\$ *	\$ *	*
	TOTAL	\$ 9,521	\$ 1,892	\$	\$	
	TOTAL DISTRICT	\$ 9,521 *	\$ 1,892 *	\$ *	\$ *	*
COUNTY SERVICE AREA NO 14 - RANCHO DIEGO						
USE OF MONEY AND PROPERTY						
219.01	INTEREST - DEPOSITS AND INVESTMENTS	\$ 67	\$ 211	\$	\$	
	TOTAL USE OF MONEY AND PROPERTY	\$ 67 *	\$ 211 *	\$ *	\$ *	*
OTHER REVENUE						
290.05	REV APP PR YR-FROM USE OF MONEY & PROP	\$ 16-	\$	\$	\$	
	TOTAL OTHER REVENUE	\$ 16-*	\$ *	\$ *	\$ *	*
	TOTAL DISTRICT	\$ 51 *	\$ 211 *	\$ *	\$ *	*
COUNTY SERVICE AREA NO 15 - VIA PUERTA DEL SOL						
TAXES OTHER THAN CURRENT PROPERTY						
203.01	PROPERTY TAXES - PRIOR SECURED	\$	\$ 1,003	\$	\$	
	TOTAL TAXES OTHER THAN CURRENT PROPERTY	\$ *	\$ 1,003 *	\$ *	\$ *	*
USE OF MONEY AND PROPERTY						
219.01	INTEREST - DEPOSITS AND INVESTMENTS	\$ 718	\$ 103	\$	\$	
	TOTAL USE OF MONEY AND PROPERTY	\$ 718 *	\$ 103 *	\$ *	\$ *	*
AID FROM OTHER GOVERNMENTAL AGENCIES						
245.51	STATE AID FOR HOMEOWNERS PROP TAX RED	\$ 58	\$ 40	\$	\$	
	TOTAL AID FROM OTHER GOVERNMENTAL AGENCIES	\$ 58 *	\$ 40 *	\$ *	\$ *	*

COUNTY OF SAN DIEGO FINAL BUDGET
 1973-1974
 SPECIAL DISTRICTS
 GOVERNED THROUGH THE BOARD OF SUPERVISORS
 ANALYSIS OF REVENUE BY DISTRICT BY SOURCE
 OTHER THAN CURRENT PROPERTY TAXES
 SCHEDULE 13B

REVENUE ACCOUNT	DISTRICT - REVENUE SOURCE	ACTUAL REVENUES 1971-1972	ACTUAL REVENUES 1972-1973	REVENUE ESTIMATES RECOMMENDED 1973-1974	ADOPTED BY THE BOARD OF SUPERVISORS 1973-1974	FUND - GENERAL OR OPERATING UNLESS OTHERWISE INDICATED
COUNTY SERVICE AREA NO 15 - VIA PUERTA DEL SOL - CONTINUED						
OTHER REVENUE						
290.05	REV APP PR YR-FROM USE OF MONEY & PROP	\$ 19-	\$	\$	\$	
TOTAL OTHER REVENUE		\$ 19*	\$	\$	\$	*
TOTAL DISTRICT		\$ 757 *	\$ 1,146 *	\$	\$	*
COUNTY SERVICE AREA NO 16 - WYNOLA						
USE OF MONEY AND PROPERTY						
219.01	INTEREST - DEPOSITS AND INVESTMENTS	\$ 131	\$ 308	\$	\$	
TOTAL USE OF MONEY AND PROPERTY		\$ 131 *	\$ 308 *	\$	\$	*
TOTAL DISTRICT		\$ 131 *	\$ 308 *	\$	\$	*
COUNTY SERVICE AREA NO 17 - SAN DIEGUITO						
TAXES OTHER THAN CURRENT PROPERTY						
203.01	PROPERTY TAXES - PRIOR SECURED	\$ 1,734	\$ 1,707	\$	\$	
204.01	PROPERTY TAXES - PRIOR UNSECURED	67	47			
TOTAL TAXES OTHER THAN CURRENT PROPERTY		\$ 1,801 *	\$ 1,754 *	\$	\$	*
USE OF MONEY AND PROPERTY						
219.01	INTEREST - DEPOSITS AND INVESTMENTS	\$ 221	\$ 500	\$	\$	
TOTAL USE OF MONEY AND PROPERTY		\$ 221 *	\$ 500 *	\$	\$	*
AID FROM OTHER GOVERNMENTAL AGENCIES						
245.51	STATE AID FOR HOMEOWNERS PROP TAX	\$	\$	\$	\$	
245.53	STATE AID FOR BUS INV PROP REDUCTION	RED 2,373	2,759			
		295	303			
TOTAL AID FROM OTHER GOVERNMENTAL AGENCIES		\$ 2,668 *	\$ 3,062 *	\$	\$	*

COUNTY OF SAN DIEGO FINAL BUDGET
 1973-1974
 SPECIAL DISTRICTS
 GOVERNED THROUGH THE BOARD OF SUPERVISORS
 ANALYSIS OF REVENUE BY DISTRICT BY SOURCE
 OTHER THAN CURRENT PROPERTY TAXES
 SCHEDULE 13B

REVENUE ACCOUNT	DISTRICT - REVENUE SOURCE	ACTUAL REVENUES 1971-1972	ACTUAL REVENUES 1972-1973	REVENUE ESTIMATES RECOMMENDED 1973-1974	ADOPTED BY THE BOARD OF SUPERVISORS 1973-1974	FUND - GENERAL OR OPERATING UNLESS OTHERWISE INDICATED
COUNTY SERVICE AREA NO 17 - SAN DIEGUITO - CONTINUED						
CHARGES FOR CURRENT SERVICES						
283.03	INSTITUTIONAL CARE & SERV-TRANSPORTATION	\$ 16,160	\$ 17,719	\$ 17,000	\$ 17,000	
TOTAL CHARGES FOR CURRENT SERVICES		\$ 16,160 *	\$ 17,719 *	\$ 17,000 *	\$ 17,000 *	
OTHER REVENUE						
290.01	REV APP PR YR-OTHER REVENUE	\$ 337	\$ 722	\$	\$	
290.02	REV APP PR YR-TAXES	23-				
290.06	REV APP PR YR-AID FR OTHER GOV AGEN-ST		2			
TOTAL OTHER REVENUE		\$ 314 *	\$ 724 *	\$ *	\$ *	
TOTAL DISTRICT		\$ 21,164 *	\$ 23,759 *	\$ 17,000 *	\$ 17,000 *	
COUNTY SERVICE AREA NO 18 - HARRISON PARK						
TAXES OTHER THAN CURRENT PROPERTY						
203.01	PROPERTY TAXES - PRIOR SECURED	\$ 88	\$	\$	\$	
TOTAL TAXES OTHER THAN CURRENT PROPERTY		\$ 88 *	\$ *	\$ *	\$ *	
USE OF MONEY AND PROPERTY						
219.01	INTEREST - DEPOSITS AND INVESTMENTS	\$ 161	\$ 422	\$	\$	
TOTAL USE OF MONEY AND PROPERTY		\$ 161 *	\$ 422 *	\$ *	\$ *	
AID FROM OTHER GOVERNMENTAL AGENCIES						
245.51	STATE AID FOR HOMEOWNERS PROP TAX RED	\$ 47	\$ 144	\$	\$	
TOTAL AID FROM OTHER GOVERNMENTAL AGENCIES		\$ 47 *	\$ 144 *	\$ *	\$ *	
OTHER REVENUE						
293.09	OTHER-TRANSFERS FROM OTHER FUNDS	\$ 6,337	\$	\$	\$	
TOTAL OTHER REVENUE		\$ 6,337 *	\$ *	\$ *	\$ *	
TOTAL		\$ 6,633	\$ 566	\$	\$	

COUNTY OF SAN DIEGO FINAL BUDGET
 1973-1974
 SPECIAL DISTRICTS
 GOVERNED THROUGH THE BOARD OF SUPERVISORS
 ANALYSIS OF REVENUE BY DISTRICT BY SOURCE
 OTHER THAN CURRENT PROPERTY TAXES
 SCHEDULE 13B

REVENUE ACCOUNT	DISTRICT - REVENUE SOURCE	ACTUAL REVENUES 1971-1972	ACTUAL REVENUES 1972-1973	REVENUE ESTIMATES RECOMMENDED 1973-1974	ADOPTED BY THE BOARD OF SUPERVISORS 1973-1974	FUND - GENERAL OR OPERATING UNLESS OTHERWISE INDICATED
COUNTY SERVICE AREA NO 18 - HARRISON PARK - CONTINUED						
COUNTY SERVICE AREA NO 18 - HARRISON PARK - ZONE A						
TAXES OTHER THAN CURRENT PROPERTY						
203.01	PROPERTY TAXES - PRIOR SECURED	\$	\$	46	\$	
TOTAL TAXES OTHER THAN CURRENT PROPERTY		\$	* \$	46 *	\$	*
USE OF MONEY AND PROPERTY						
219.01	INTEREST - DEPOSITS AND INVESTMENTS	\$	244	\$	147	\$
TOTAL USE OF MONEY AND PROPERTY		\$	244 *	\$	147 *	\$
AID FROM OTHER GOVERNMENTAL AGENCIES						
245.51	STATE AID FOR HOMEOWNERS PROP TAX RED	\$	74	\$	26	\$
TOTAL AID FROM OTHER GOVERNMENTAL AGENCIES		\$	74 *	\$	26 *	\$
OTHER REVENUE						
293.09	OTHER-TRANSFERS FROM OTHER FUNDS	\$	8,674	\$		\$
TOTAL OTHER REVENUE		\$	8,674 *	\$	*	\$
TOTAL		\$	8,992	\$	219	\$
TOTAL DISTRICT		\$	15,625 *	\$	785 *	\$
COUNTY SERVICE AREA NO 20 - DAILY ROAD						
USE OF MONEY AND PROPERTY						
219.01	INTEREST - DEPOSITS AND INVESTMENTS	\$	378	\$	429	\$
TOTAL USE OF MONEY AND PROPERTY		\$	378 *	\$	429 *	\$
AID FROM OTHER GOVERNMENTAL AGENCIES						
245.51	STATE AID FOR HOMEOWNERS PROP TAX RED	\$	61	\$	19	\$
TOTAL AID FROM OTHER GOVERNMENTAL AGENCIES		\$	61 *	\$	19 *	\$
TOTAL DISTRICT		\$	439 *	\$	448 *	\$

COUNTY OF SAN DIEGO FINAL BUDGET
 1973-1974
 SPECIAL DISTRICTS
 GOVERNED THROUGH THE BOARD OF SUPERVISORS
 ANALYSIS OF REVENUE BY DISTRICT BY SOURCE
 OTHER THAN CURRENT PROPERTY TAXES
 SCHEDULE 13B

REVENUE ACCOUNT	DISTRICT - REVENUE SOURCE	ACTUAL REVENUES 1971-1972	ACTUAL REVENUES 1972-1973	REVENUE ESTIMATES RECOMMENDED 1973-1974	ADOPTED BY THE BOARD OF SUPERVISORS 1973-1974	FUND - GENERAL OR OPERATING UNLESS OTHERWISE INDICATED
COUNTY SERVICE AREA NO 21 - PAUMA HEIGHTS						
TAXES OTHER THAN CURRENT PROPERTY						
203.01	PROPERTY TAXES - PRIOR SECURED	\$	\$ 2,312	\$	\$	
	TOTAL TAXES OTHER THAN CURRENT PROPERTY	\$ *	\$ 2,312 *	\$ *	\$ *	*
USE OF MONEY AND PROPERTY						
219.01	INTEREST - DEPOSITS AND INVESTMENTS	\$ 389	\$ 1,132	\$	\$	
	TOTAL USE OF MONEY AND PROPERTY	\$ 389 *	\$ 1,132 *	\$ *	\$ *	*
OTHER REVENUE						
293.09	OTHER-TRANSFERS FROM OTHER FUNDS	\$ 6,355	\$	\$	\$	
	TOTAL OTHER REVENUE	\$ 6,355 *	\$ *	\$ *	\$ *	*
	TOTAL DISTRICT	\$ 6,744 *	\$ 3,444 *	\$ *	\$ *	*
COUNTY SERVICE AREA NO 22 - WEST DOUGHERTY STREET						
USE OF MONEY AND PROPERTY						
219.01	INTEREST - DEPOSITS AND INVESTMENTS	\$ 25	\$ 59	\$	\$	
	TOTAL USE OF MONEY AND PROPERTY	\$ 25 *	\$ 59 *	\$ *	\$ *	*
AID FROM OTHER GOVERNMENTAL AGENCIES						
245.51	STATE AID FOR HOMEOWNERS PROP TAX	\$	\$ 22	\$	\$	
	RED		1			
245.53	STATE AID FOR BUS INV PROP REDUCTION	\$ 63	\$ 23	\$ *	\$ *	*
	TOTAL AID FROM OTHER GOVERNMENTAL AGENCIES	\$ 63 *	\$ 23 *	\$ *	\$ *	*
	TOTAL DISTRICT	\$ 88 *	\$ 82 *	\$ *	\$ *	*
COUNTY SERVICE AREA NO 23 - ROCK TERRACE ROAD						
USE OF MONEY AND PROPERTY						
219.01	INTEREST - DEPOSITS AND INVESTMENTS	\$ 25	\$ 41	\$	\$	
	TOTAL USE OF MONEY AND PROPERTY	\$ 25 *	\$ 41 *	\$ *	\$ *	*

COUNTY OF SAN DIEGO FINAL BUDGET
1973-1974

SPECIAL DISTRICTS
GOVERNED THROUGH THE BOARD OF SUPERVISORS
ANALYSIS OF REVENUE BY DISTRICT BY SOURCE
OTHER THAN CURRENT PROPERTY TAXES
SCHEDULE 13B

REVENUE ACCOUNT	DISTRICT - REVENUE SOURCE	ACTUAL REVENUES 1971-1972	ACTUAL REVENUES 1972-1973	REVENUE ESTIMATES RECOMMENDED 1973-1974	ADOPTED BY THE BOARD OF SUPERVISORS 1973-1974	FUND - GENERAL OR OPERATING UNLESS OTHERWISE INDICATED
COUNTY SERVICE AREA NO 23 - ROCK TERRACE ROAD - CONTINUED						
AID FROM OTHER GOVERNMENTAL AGENCIES						
245.51	STATE AID FOR HOMEOWNERS PROP TAX RED	\$ 90	\$ 54	\$	\$	
TOTAL AID FROM OTHER GOVERNMENTAL AGENCIES		\$ 90 *	\$ 54 *	\$	\$ *	*
TOTAL DISTRICT		\$ 115 *	\$ 95 *	\$	\$ *	*
COUNTY SERVICE AREA NO 24 - MT WHITNEY ROAD						
USE OF MONEY AND PROPERTY						
219.01	INTEREST - DEPOSITS AND INVESTMENTS	\$ 32	\$ 63	\$	\$	0
TOTAL USE OF MONEY AND PROPERTY		\$ 32 *	\$ 63 *	\$	\$ *	*
AID FROM OTHER GOVERNMENTAL AGENCIES						
245.51	STATE AID FOR HOMEOWNERS PROP TAX RED	\$ 124	\$ 111	\$	\$	
TOTAL AID FROM OTHER GOVERNMENTAL AGENCIES		\$ 124 *	\$ 111 *	\$	\$ *	*
TOTAL DISTRICT		\$ 156 *	\$ 174 *	\$	\$ *	*
COUNTY SERVICE AREA NO 25 - JACUMBA						
TAXES OTHER THAN CURRENT PROPERTY						
203.01	PROPERTY TAXES - PRIOR SECURED	\$	\$ 4	\$	\$	
TOTAL TAXES OTHER THAN CURRENT PROPERTY		\$ *	\$ 4 *	\$	\$ *	*
USE OF MONEY AND PROPERTY						
219.01	INTEREST - DEPOSITS AND INVESTMENTS	\$ 4	\$ 16	\$	\$	
TOTAL USE OF MONEY AND PROPERTY		\$ 4 *	\$ 16 *	\$	\$ *	*
AID FROM OTHER GOVERNMENTAL AGENCIES						
245.51	STATE AID FOR HOMEOWNERS PROP TAX RED	\$ 22	\$ 24	\$	\$	
TOTAL AID FROM OTHER GOVERNMENTAL AGENCIES		\$ 22 *	\$ 24 *	\$	\$ *	*
TOTAL DISTRICT		\$ 26 *	\$ 44 *	\$	\$ *	*

COUNTY OF SAN DIEGO FINAL BUDGET
1973-1974
SPECIAL DISTRICTS
GOVERNED THROUGH THE BOARD OF SUPERVISORS
ANALYSIS OF REVENUE BY DISTRICT BY SOURCE
OTHER THAN CURRENT PROPERTY TAXES
SCHEDULE 13B

REVENUE ACCOUNT	DISTRICT - REVENUE SOURCE	ACTUAL REVENUES 1971-1972	ACTUAL REVENUES 1972-1973	REVENUE ESTIMATES RECOMMENDED 1973-1974	ADOPTED BY THE BOARD OF SUPERVISORS 1973-1974	FUND - GENERAL OR OPERATING UNLESS OTHERWISE INDICATED
COUNTY SERVICE AREA NO 26 - RANCHO SAN DIEGO						
USE OF MONEY AND PROPERTY						
219.01	INTEREST - DEPOSITS AND INVESTMENTS	\$ 503	\$ 375	\$	\$	
	TOTAL USE OF MONEY AND PROPERTY	\$ 503 *	\$ 375 *	\$	* \$	*
CHARGES FOR CURRENT SERVICES						
268.01	PLAN & ENGIN SERV-SERV TO PROP OWNERS	\$ 20,400	\$	\$	\$	
287.20	OTHER-MISCELLANEOUS	19,310	34,190	34,104		
	TOTAL CHARGES FOR CURRENT SERVICES	\$ 39,710 *	\$ 34,190 *	\$ 34,104 *	\$	*
	TOTAL DISTRICT	\$ 40,213 *	\$ 34,565 *	\$ 34,104 *	\$	*
COUNTY SERVICE AREA NO 27 - GLASGOW AVENUE						
USE OF MONEY AND PROPERTY						
219.01	INTEREST - DEPOSITS AND INVESTMENTS	\$ 13	\$ 24	\$	\$	
	TOTAL USE OF MONEY AND PROPERTY	\$ 13 *	\$ 24 *	\$	* \$	*
AID FROM OTHER GOVERNMENTAL AGENCIES						
245.51	STATE AID FOR HOMEOWNERS PROP TAX RED	\$	\$ 60	\$	\$	
	TOTAL AID FROM OTHER GOVERNMENTAL AGENCIES	\$ *	\$ 60 *	\$	* \$	*
	TOTAL DISTRICT	\$ 13 *	\$ 84 *	\$	* \$	*
COUNTY SERVICE AREA NO 28 DATE STREET						
USE OF MONEY AND PROPERTY						
219.01	INTEREST - DEPOSITS AND INVESTMENTS	\$ 137	\$ 58	\$	\$	
	TOTAL USE OF MONEY AND PROPERTY	\$ 137 *	\$ 58 *	\$	* \$	*
AID FROM OTHER GOVERNMENTAL AGENCIES						
245.51	STATE AID FOR HOMEOWNERS PROP TAX RED	\$	\$ 22	\$	\$	
	TOTAL AID FROM OTHER GOVERNMENTAL AGENCIES	\$ *	\$ 22 *	\$	* \$	*
	TOTAL DISTRICT	\$ 137 *	\$ 80 *	\$	* \$	*

COUNTY OF SAN DIEGO FINAL BUDGET
 1973-1974
 SPECIAL DISTRICTS
 GOVERNED THROUGH THE BOARD OF SUPERVISORS
 ANALYSIS OF REVENUE BY DISTRICT BY SOURCE
 OTHER THAN CURRENT PROPERTY TAXES
 SCHEDULE 138

REVENUE ACCOUNT	DISTRICT - REVENUE SOURCE	ACTUAL REVENUES 1971-1972	ACTUAL REVENUES 1972-1973	REVENUE ESTIMATES RECOMMENDED 1973-1974	ADOPTED BY THE BOARD OF SUPERVISORS 1973-1974	FUND - GENERAL OR OPERATING UNLESS OTHERWISE INDICATED
COUNTY SERVICE AREA NO 29 - CORTEZ WAY						
USE OF MONEY AND PROPERTY						
219.01	INTEREST - DEPOSITS AND INVESTMENTS	\$ 25	\$ 21	\$	\$	
	TOTAL USE OF MONEY AND PROPERTY	\$ 25 *	\$ 21 *	\$	\$ *	*
AID FROM OTHER GOVERNMENTAL AGENCIES						
245.51	STATE AID FOR HOMEOWNERS PROP TAX RED	\$	\$ 51	\$	\$	
	TOTAL AID FROM OTHER GOVERNMENTAL AGENCIES	\$ *	\$ 51 *	\$	\$ *	*
	TOTAL DISTRICT	\$ 25 *	\$ 72 *	\$	\$ *	*
COUNTY SERVICE AREA NO 30 - ROYAL OAKS DRIVE & CARROLL LANE						
USE OF MONEY AND PROPERTY						
219.01	INTEREST - DEPOSITS AND INVESTMENTS	\$ 234	\$ 85	\$	\$	
	TOTAL USE OF MONEY AND PROPERTY	\$ 234 *	\$ 85 *	\$	\$ *	*
AID FROM OTHER GOVERNMENTAL AGENCIES						
245.51	STATE AID FOR HOMEOWNERS PROP TAX RED	\$	\$ 228	\$	\$	
	TOTAL AID FROM OTHER GOVERNMENTAL AGENCIES	\$ *	\$ 228 *	\$	\$ *	*
OTHER REVENUE						
293.09	OTHER-TRANSFERS FROM OTHER FUNDS	\$ 5,802	\$	\$	\$	
	TOTAL OTHER REVENUE	\$ 5,802 *	\$ *	\$	\$ *	*
	TOTAL DISTRICT	\$ 6,036 *	\$ 313 *	\$	\$ *	*
COUNTY SERVICE AREA NO 31 - ELTING DRIVE						
USE OF MONEY AND PROPERTY						
219.01	INTEREST - DEPOSITS AND INVESTMENTS	\$ 157	\$ 35	\$	\$	
	TOTAL USE OF MONEY AND PROPERTY	\$ 157 *	\$ 35 *	\$	\$ *	*

COUNTY OF SAN DIEGO FINAL BUDGET
1973-1974
SPECIAL DISTRICTS
GOVERNED THROUGH THE BOARD OF SUPERVISORS
ANALYSIS OF REVENUE BY DISTRICT BY SOURCE
OTHER THAN CURRENT PROPERTY TAXES
SCHEDULE 13B

REVENUE ACCOUNT	DISTRICT - REVENUE SOURCE	ACTUAL REVENUES 1971-1972	ACTUAL REVENUES 1972-1973	REVENUE ESTIMATES RECOMMENDED 1973-1974	ADOPTED BY THE BOARD OF SUPERVISORS 1973-1974	FUND - GENERAL OR OPERATING UNLESS OTHERWISE INDICATED
COUNTY SERVICE AREA NO 31 - ELTING DRIVE - CONTINUED						
AID FROM OTHER GOVERNMENTAL AGENCIES						
245.51	STATE AID FOR HOMEOWNERS PROP TAX RED	\$	\$	127	\$	\$
TOTAL AID FROM OTHER GOVERNMENTAL AGENCIES		\$	* \$	127 *	\$	* \$
OTHER REVENUE						
293.09	OTHER-TRANSFERS FROM OTHER FUNDS	\$	3,824	\$	\$	\$
TOTAL OTHER REVENUE		\$	3,824 *	\$	* \$	* \$
TOTAL DISTRICT		\$	3,981 *	\$	* \$	* \$
COUNTY SERVICE AREA NO. 32 - CARLTON HILLS						
USE OF MONEY AND PROPERTY						
219.01	INTEREST - DEPOSITS AND INVESTMENTS	\$	\$	141	\$	\$
TOTAL USE OF MONEY AND PROPERTY		\$	* \$	141 *	\$	* \$
AID FROM OTHER GOVERNMENTAL AGENCIES						
245.51	STATE AID FOR HOMEOWNERS PROP TAX RED	\$	\$	403	\$	\$
245.53	STATE AID FOR BUS INV PROP REDUCTION	\$	\$	1	\$	\$
TOTAL AID FROM OTHER GOVERNMENTAL AGENCIES		\$	* \$	404 *	\$	* \$
TOTAL DISTRICT		\$	* \$	545 *	\$	* \$
COUNTY SERVICE AREA NO. 33 - SOLANA BEACH						
USE OF MONEY AND PROPERTY						
219.01	INTEREST - DEPOSITS AND INVESTMENTS	\$	273	\$	404	\$
TOTAL USE OF MONEY AND PROPERTY		\$	273 *	\$	404 *	\$
AID FROM OTHER GOVERNMENTAL AGENCIES						
245.51	STATE AID FOR HOMEOWNERS PROP TAX RED	\$	\$	259	\$	\$

COUNTY OF SAN DIEGO FINAL BUDGET
1973-1974
SPECIAL DISTRICTS
GOVERNED THROUGH THE BOARD OF SUPERVISORS
ANALYSIS OF REVENUE BY DISTRICT BY SOURCE
OTHER THAN CURRENT PROPERTY TAXES
SCHEDULE 13B

REVENUE ACCOUNT	DISTRICT - REVENUE SOURCE	ACTUAL REVENUES 1971-1972	ACTUAL REVENUES 1972-1973	REVENUE ESTIMATES RECOMMENDED 1973-1974	ADOPTED BY THE BOARD OF SUPERVISORS 1973-1974	FUND - GENERAL OR OPERATING UNLESS OTHERWISE INDICATED
COUNTY SERVICE AREA NO. 33 - SOLANA BEACH - CONTINUED						
245.53	STATE AID FOR BUS INV PROP REDUCTION		1			
TOTAL AID FROM OTHER GOVERNMENTAL AGENCIES		\$ *	\$ 260 *	\$ *	\$ *	*
OTHER REVENUE						
293.09	OTHER-TRANSFERS FROM OTHER FUNDS	\$ 5,803	\$	\$	\$	
TOTAL OTHER REVENUE		\$ 5,803 *	\$ *	\$ *	\$ *	*
TOTAL DISTRICT		\$ 6,076 *	\$ 664 *	\$ *	\$ *	*
COUNTY SERVICE AREA NO. 34 EIGHTH STREET						
USE OF MONEY AND PROPERTY						
219.01	INTEREST - DEPOSITS AND INVESTMENTS	\$ 27	\$ 30	\$	\$	
TOTAL USE OF MONEY AND PROPERTY		\$ 27 *	\$ 30 *	\$ *	\$ *	*
AID FROM OTHER GOVERNMENTAL AGENCIES						
245.51	STATE AID FOR HOMEOWNERS PROP TAX RED	\$	\$ 51	\$	\$	
TOTAL AID FROM OTHER GOVERNMENTAL AGENCIES		\$ *	\$ 51 *	\$ *	\$ *	*
OTHER REVENUE						
293.09	OTHER-TRANSFERS FROM OTHER FUNDS	\$ 1,990	\$	\$	\$	
TOTAL OTHER REVENUE		\$ 1,990 *	\$ *	\$ *	\$ *	*
TOTAL DISTRICT		\$ 2,017 *	\$ 81 *	\$ *	\$ *	*
COUNTY SERVICE AREA NO. 37 ARCADIA AVE.						
USE OF MONEY AND PROPERTY						
219.01	INTEREST - DEPOSITS AND INVESTMENTS	\$ 17	\$ 4	\$	\$	
TOTAL USE OF MONEY AND PROPERTY		\$ 17 *	\$ 4 *	\$ *	\$ *	*

COUNTY OF SAN DIEGO FINAL BUDGET
 1973-1974
 SPECIAL DISTRICTS
 GOVERNED THROUGH THE BOARD OF SUPERVISORS
 ANALYSIS OF REVENUE BY DISTRICT BY SOURCE
 OTHER THAN CURRENT PROPERTY TAXES
 SCHEDULE 13B

REVENUE ACCOUNT	DISTRICT - REVENUE SOURCE	ACTUAL REVENUES 1971-1972	ACTUAL REVENUES 1972-1973	REVENUE ESTIMATES RECOMMENDED 1973-1974	ADOPTED BY THE BOARD OF SUPERVISORS 1973-1974	FUND - GENERAL OR OPERATING UNLESS OTHERWISE INDICATED
COUNTY SERVICE AREA NO. 37 ARCADIA AVE. - CONTINUED						
OTHER REVENUE						
293.09	OTHER-TRANSFERS FROM OTHER FUNDS	\$ 2,600	\$	\$	\$	
	TOTAL OTHER REVENUE	\$ 2,600 *	\$	* \$	* \$	*
	TOTAL DISTRICT	\$ 2,617 *	\$	4 * \$	* \$	*
COUNTY SERVICE AREA NO. 38 RIO TERRACE ROAD						
USE OF MONEY AND PROPERTY						
219.01	INTEREST - DEPOSITS AND INVESTMENTS	\$	\$ 297	\$	\$	
	TOTAL USE OF MONEY AND PROPERTY	\$ *	\$ 297 *	\$	* \$	*
OTHER REVENUE						
293.09	OTHER-TRANSFERS FROM OTHER FUNDS	\$ 13,000	\$	\$	\$	
	TOTAL OTHER REVENUE	\$ 13,000 *	\$	* \$	* \$	*
	TOTAL DISTRICT	\$ 13,000 *	\$	297 * \$	* \$	*
COUNTY SERVICE AREA #39 SUNBEAM LANE						
USE OF MONEY AND PROPERTY						
219.01	INTEREST - DEPOSITS AND INVESTMENTS	\$	\$ 117	\$	\$	
	TOTAL USE OF MONEY AND PROPERTY	\$ *	\$ 117 *	\$	* \$	*
OTHER REVENUE						
293.09	OTHER-TRANSFERS FROM OTHER FUNDS	\$	\$ 3,050	\$	\$	
	TOTAL OTHER REVENUE	\$ *	\$ 3,050 *	\$	* \$	*
	TOTAL DISTRICT	\$ *	\$ 3,167 *	\$	* \$	*

COUNTY OF SAN DIEGO FINAL BUDGET
1973-1974
SPECIAL DISTRICTS
GOVERNED THROUGH THE BOARD OF SUPERVISORS
ANALYSIS OF REVENUE BY DISTRICT BY SOURCE
OTHER THAN CURRENT PROPERTY TAXES
SCHEDULE 13B

REVENUE ACCOUNT	DISTRICT - REVENUE SOURCE	ACTUAL REVENUES 1971-1972	ACTUAL REVENUES 1972-1973	REVENUE ESTIMATES RECOMMENDED 1973-1974	ADOPTED BY THE BOARD OF SUPERVISORS 1973-1974	FUND - GENERAL OR OPERATING UNLESS OTHERWISE INDICATED
COUNTY SERVICE AREA #40 MONTGOMERY STREET						
USE OF MONEY AND PROPERTY						
219.01	INTEREST - DEPOSITS AND INVESTMENTS	\$	\$ 60	\$	\$	
	TOTAL USE OF MONEY AND PROPERTY	\$ *	\$ 60 *	\$ *	\$ *	*
OTHER REVENUE						
293.09	OTHER-TRANSFERS FROM OTHER FUNDS	\$	\$ 2,670	\$	\$	
	TOTAL OTHER REVENUE	\$ *	\$ 2,670 *	\$ *	\$ *	*
	TOTAL DISTRICT	\$ *	\$ 2,730 *	\$ *	\$ *	*
COUNTY SERVICE AREA #41 KNOB HILL DRIVE						
USE OF MONEY AND PROPERTY						
219.01	INTEREST - DEPOSITS AND INVESTMENTS	\$	\$ 201	\$	\$	
	TOTAL USE OF MONEY AND PROPERTY	\$ *	\$ 201 *	\$ *	\$ *	*
OTHER REVENUE						
293.09	OTHER-TRANSFERS FROM OTHER FUNDS	\$	\$ 4,350	\$	\$	
	TOTAL OTHER REVENUE	\$ *	\$ 4,350 *	\$ *	\$ *	*
	TOTAL DISTRICT	\$ *	\$ 4,551 *	\$ *	\$ *	*
COUNTY SERVICE AREA #42 WOODLAWN PARK-ROAD						
COUNTY SERVICE AREA #42 WOODLAWN PARK-ZONE A						
USE OF MONEY AND PROPERTY						
219.01	INTEREST - DEPOSITS AND INVESTMENTS	\$	\$ 332	\$	\$	
	TOTAL USE OF MONEY AND PROPERTY	\$ *	\$ 332 *	\$ *	\$ *	*
OTHER REVENUE						
293.09	OTHER-TRANSFERS FROM OTHER FUNDS	\$	\$ 10,200	\$	\$	
	TOTAL OTHER REVENUE	\$ *	\$ 10,200 *	\$ *	\$ *	*
	TOTAL	\$	\$ 10,532	\$	\$	

COUNTY OF SAN DIEGO FINAL BUDGET
 1973-1974
 SPECIAL DISTRICTS
 GOVERNED THROUGH THE BOARD OF SUPERVISORS
 ANALYSIS OF REVENUE BY DISTRICT BY SOURCE
 OTHER THAN CURRENT PROPERTY TAXES
 SCHEDULE 13B

REVENUE ACCOUNT	DISTRICT - REVENUE SOURCE	ACTUAL REVENUES 1971-1972	ACTUAL REVENUES 1972-1973	REVENUE ESTIMATES RECOMMENDED 1973-1974	ADOPTED BY THE BOARD OF SUPERVISORS 1973-1974	FUND - GENERAL OR OPERATING UNLESS OTHERWISE INDICATED
COUNTY SERVICE AREA #42 WOODLAWN PARK-ROAD - CONTINUED						
COUNTY SERVICE AREA #42 WOODLAWN PARK-ZONE B						
USE OF MONEY AND PROPERTY						
219.01	INTEREST - DEPOSITS AND INVESTMENTS	\$	\$ 325	\$	\$	
	TOTAL USE OF MONEY AND PROPERTY	\$	* \$ 325 *	\$	* \$	*
OTHER REVENUE						
293.09	OTHER-TRANSFERS FROM OTHER FUNDS	\$	\$ 6,900	\$	\$	
	TOTAL OTHER REVENUE	\$	* \$ 6,900 *	\$	* \$	*
	TOTAL	\$	\$ 7,225	\$	\$	
	TOTAL DISTRICT	\$	* \$ 17,757 *	\$	* \$	*
COUNTY SERVICE AREA #45 RINCON SPRINGS RD						
USE OF MONEY AND PROPERTY						
219.01	INTEREST - DEPOSITS AND INVESTMENTS	\$	\$ 65	\$	\$	
	TOTAL USE OF MONEY AND PROPERTY	\$	* \$ 65 *	\$	* \$	*
OTHER REVENUE						
293.09	OTHER-TRANSFERS FROM OTHER FUNDS	\$	\$ 1,545	\$	\$	
	TOTAL OTHER REVENUE	\$	* \$ 1,545 *	\$	* \$	*
	TOTAL DISTRICT	\$	* \$ 1,610 *	\$	* \$	*
COUNTY SERVICE AREA #46 ROCOSO RD						
USE OF MONEY AND PROPERTY						
219.01	INTEREST - DEPOSITS AND INVESTMENTS	\$	\$ 181	\$	\$	
	TOTAL USE OF MONEY AND PROPERTY	\$	* \$ 181 *	\$	* \$	*

COUNTY OF SAN DIEGO FINAL BUDGET
 1973-1974
 SPECIAL DISTRICTS
 GOVERNED THROUGH THE BOARD OF SUPERVISORS
 ANALYSIS OF REVENUE BY DISTRICT BY SOURCE
 OTHER THAN CURRENT PROPERTY TAXES
 SCHEDULE 13B

REVENUE ACCOUNT	DISTRICT -- REVENUE SOURCE	ACTUAL REVENUES 1971-1972	ACTUAL REVENUES 1972-1973	REVENUE ESTIMATES RECOMMENDED 1973-1974	ADOPTED BY THE BOARD OF SUPERVISORS 1973-1974	FUND - GENERAL OR OPERATING UNLESS OTHERWISE INDICATED
COUNTY SERVICE AREA #46 ROCOSO RD - CONTINUED						
OTHER REVENUE						
293.09	OTHER-TRANSFERS FROM OTHER FUNDS	\$	\$ 5,350	\$	\$	
	TOTAL OTHER REVENUE	\$ *	\$ 5,350 *	\$ *	\$ *	*
	TOTAL DISTRICT	\$ *	\$ 5,531 *	\$ *	\$ *	*
COUNTY SERVICE AREA #49 SUNSET KNOLLS RD						
CHARGES FOR CURRENT SERVICES						
287.02	OTHER-COPY DUPLICATE FILE DOCUMENTS	\$	\$	\$	\$ 1,738	
	TOTAL CHARGES FOR CURRENT SERVICES	\$ *	\$ *	\$ *	\$ 1,738 *	*
	TOTAL DISTRICT	\$ *	\$ *	\$ *	\$ 1,738 *	*
COUNTY SERVICE AREA #50 KNOLL PARK LANE						
CHARGES FOR CURRENT SERVICES						
287.02	OTHER-COPY DUPLICATE FILE DOCUMENTS	\$	\$	\$	\$ 1,009	
	TOTAL CHARGES FOR CURRENT SERVICES	\$ *	\$ *	\$ *	\$ 1,009 *	*
	TOTAL DISTRICT	\$ *	\$ *	\$ *	\$ 1,009 *	*
	TOTAL COUNTY SERVICE AREA	\$ 185,019 *	\$ 162,343 *	\$ 90,471 *	\$ 59,114 *	*

COUNTY OF SAN DIEGO FINAL BUDGET
 1973-1974
 SPECIAL DISTRICTS
 GOVERNED THROUGH THE BOARD OF SUPERVISORS
 ANALYSIS OF REVENUE BY DISTRICT BY SOURCE
 OTHER THAN CURRENT PROPERTY TAXES
 SCHEDULE 138

REVENUE ACCOUNT	DISTRICT - REVENUE SOURCE	ACTUAL REVENUES 1971-1972	ACTUAL REVENUES 1972-1973	REVENUE ESTIMATES RECOMMENDED 1973-1974	ADOPTED BY THE BOARD OF SUPERVISORS 1973-1974	FUND - GENERAL OR OPERATING UNLESS OTHERWISE INDICATED
COUNTY FLOOD CONTROL DISTRICT						
COUNTY FLOOD CONTROL ZONE 1 - OPERATING TAXES OTHER THAN CURRENT PROPERTY						
203.01	PROPERTY TAXES - PRIOR SECURED	\$ 2,197	\$ 5,770	\$ 3,000	\$ 3,000	
204.01	PROPERTY TAXES - PRIOR UNSECURED	92	121			
	TOTAL TAXES OTHER THAN CURRENT PROPERTY	\$ 2,289 *	\$ 5,891 *	\$ 3,000 *	\$ 3,000 *	
USE OF MONEY AND PROPERTY						
219.01	INTEREST - DEPOSITS AND INVESTMENTS	\$ 14,593	\$ 22,989	\$ 10,000	\$ 10,000	
	TOTAL USE OF MONEY AND PROPERTY	\$ 14,593 *	\$ 22,989 *	\$ 10,000 *	\$ 10,000 *	
AID FROM OTHER GOVERNMENTAL AGENCIES						
227.01	OTHER STATE IN-LIEU TAXES-HWAY LAND					
	RENT	\$ 17	\$ 60			
245.51	STATE AID FOR HOMEOWNERS PROP TAX					
	RED	5,979	3,401			
245.53	STATE AID FOR BUS INV PROP REDUCTION	474	652			
	TOTAL AID FROM OTHER GOVERNMENTAL AGENCIES	\$ 6,470 *	\$ 4,113 *	\$ *	\$ *	
CHARGES FOR CURRENT SERVICES						
287.05	OTHER-SERVICES TO OTHER GOVERN AGENCIES	\$	\$	\$ 104,400	\$ 104,400	
	TOTAL CHARGES FOR CURRENT SERVICES	\$ *	\$ *	\$ 104,400 *	\$ 104,400 *	
OTHER REVENUE						
290.05	REV APP PR YR-FROM USE OF MONEY & PROP	\$ 235-	\$	\$	\$	
290.06	REV APP PR YR-AID FR OTHER GOV AGEN-ST			6-		
	TOTAL OTHER REVENUE	\$ 235-*	\$ 6-*	\$ *	\$ *	
	TOTAL DISTRICT	\$ 23,117 *	\$ 32,987 *	\$ 117,400 *	\$ 117,400 *	

COUNTY OF SAN DIEGO FINAL BUDGET
1973-1974
SPECIAL DISTRICTS
GOVERNED THROUGH THE BOARD OF SUPERVISORS
ANALYSIS OF REVENUE BY DISTRICT BY SOURCE
OTHER THAN CURRENT PROPERTY TAXES
SCHEDULE 13B

REVENUE ACCOUNT	DISTRICT - REVENUE SOURCE	ACTUAL REVENUES 1971-1972	ACTUAL REVENUES 1972-1973	REVENUE ESTIMATES RECOMMENDED 1973-1974	ADOPTED BY THE BOARD OF SUPERVISORS 1973-1974	FUND - GENERAL OR OPERATING UNLESS OTHERWISE INDICATED
COUNTY FLOOD CONTROL ZONE 2 - OPERATING TAXES OTHER THAN CURRENT PROPERTY						
203.01	PROPERTY TAXES - PRIOR SECURED	\$ 7,060	\$ 3,077	\$ 3,000	\$ 3,000	
204.01	PROPERTY TAXES - PRIOR UNSECURED	332	180			
TOTAL TAXES OTHER THAN CURRENT PROPERTY		\$ 7,392 *	\$ 3,257 *	\$ 3,000 *	\$ 3,000 *	
USE OF MONEY AND PROPERTY						
219.01	INTEREST - DEPOSITS AND INVESTMENTS	\$ 19,382	\$ 17,450	\$ 10,000	\$ 10,000	
TOTAL USE OF MONEY AND PROPERTY		\$ 19,382 *	\$ 17,450 *	\$ 10,000 *	\$ 10,000 *	
AID FROM OTHER GOVERNMENTAL AGENCIES						
227.01	OTHER STATE IN-LIEU TAXES-HWAY LAND RENT	\$ 7	\$ 19	\$	\$	
245.51	STATE AID FOR HOMEOWNERS PROP TAX					
245.53	STATE AID FOR BUS INV PROP REDUCTION	5,750 1,028	9,547 762			
TOTAL AID FROM OTHER GOVERNMENTAL AGENCIES		\$ 6,785 *	\$ 10,328 *	\$ *	\$ *	\$ *
CHARGES FOR CURRENT SERVICES						
287.05	OTHER-SERVICES TO OTHER GOVERN AGENCIES	\$	\$	\$ 85,000	\$ 189,000	
TOTAL CHARGES FOR CURRENT SERVICES		\$ *	\$ *	\$ 85,000 *	\$ 189,000 *	
OTHER REVENUE						
290.02	REV APP PR YR-TAXES	\$ 17-	\$	\$	\$	
290.05	REV APP PR YR-FROM USE OF MONEY & PROP	369-				
290.06	REV APP PR YR-AID FR OTHER GOV AGEN-ST		12			
293.09	OTHER-TRANSFERS FROM OTHER FUNDS	44,650				
293.20	OTHER-MISCELLANEOUS	72				
TOTAL OTHER REVENUE		\$ 44,336 *	\$ 12 *	\$ *	\$ *	\$ *
TOTAL DISTRICT		\$ 77,895 *	\$ 31,047 *	\$ 98,000 *	\$ 202,000 *	
COUNTY FLOOD CONTROL ZONE 3 - OPERATING TAXES OTHER THAN CURRENT PROPERTY						
203.01	PROPERTY TAXES - PRIOR SECURED	\$ 1,818	\$ 2,437	\$ 2,500	\$ 2,500	

COUNTY OF SAN DIEGO FINAL BUDGET
 1973-1974
 SPECIAL DISTRICTS
 GOVERNED THROUGH THE BOARD OF SUPERVISORS
 ANALYSIS OF REVENUE BY DISTRICT BY SOURCE
 OTHER THAN CURRENT PROPERTY TAXES
 SCHEDULE 13B

REVENUE ACCOUNT	DISTRICT - REVENUE SOURCE	ACTUAL REVENUES 1971-1972	ACTUAL REVENUES 1972-1973	REVENUE ESTIMATES RECOMMENDED 1973-1974	ADOPTED BY THE BOARD OF SUPERVISORS 1973-1974	FUND - GENERAL OR OPERATING UNLESS OTHERWISE INDICATED
COUNTY FLOOD CONTROL ZONE 3 - OPERATING - CONTINUED						
204.01	PROPERTY TAXES - PRIOR UNSECURED	46	52			
	TOTAL TAXES OTHER THAN CURRENT PROPERTY	\$ 1,864 *	\$ 2,489 *	\$ 2,500 *	\$ 2,500 *	
USE OF MONEY AND PROPERTY						
219.01	INTEREST - DEPOSITS AND INVESTMENTS	\$ 11,936	\$ 16,001	\$ 10,000	\$ 10,000	
	TOTAL USE OF MONEY AND PROPERTY	\$ 11,936 *	\$ 16,001 *	\$ 10,000 *	\$ 10,000 *	
AID FROM OTHER GOVERNMENTAL AGENCIES						
227.01	OTHER STATE IN-LIEU TAXES-HWAY LAND RENT	\$ 92	\$ 153	\$	\$	
245.51	STATE AID FOR HOMEOWNERS PROP TAX					
245.53	STATE AID FOR BUS INV PROP REDUCTION	6,746 595	6,310 762			
	TOTAL AID FROM OTHER GOVERNMENTAL AGENCIES	\$ 7,433 *	\$ 7,225 *	\$ *	\$ *	
OTHER REVENUE						
290.02	REV APP PR YR-TAXES	\$	\$ 1-	\$	\$	
290.05	REV APP PR YR-FROM USE OF MONEY & PROP	233-				
290.06	REV APP PR YR-AID FR OTHER GOV AGEN-ST		23-			
	TOTAL OTHER REVENUE	\$ 233-*	\$ 24-*	\$ *	\$ *	
	TOTAL DISTRICT	\$ 21,000 *	\$ 25,691 *	\$ 12,500 *	\$ 12,500 *	
COUNTY FLOOD CONTROL ZONE 4 OPERATING						
TAXES OTHER THAN CURRENT PROPERTY						
203.01	PROPERTY TAXES - PRIOR SECURED	\$ 1,166	\$ 2,124	\$ 1,000	\$ 1,000	
204.01	PROPERTY TAXES - PRIOR UNSECURED	141	41			
	TOTAL TAXES OTHER THAN CURRENT PROPERTY	\$ 1,307 *	\$ 2,165 *	\$ 1,000 *	\$ 1,000 *	
USE OF MONEY AND PROPERTY						
219.01	INTEREST - DEPOSITS AND INVESTMENTS	\$ 3,644	\$ 5,508	\$ 2,000	\$ 2,000	
	TOTAL USE OF MONEY AND PROPERTY	\$ 3,644 *	\$ 5,508 *	\$ 2,000 *	\$ 2,000 *	

COUNTY OF SAN DIEGO FINAL BUDGET
1973-1974
SPECIAL DISTRICTS
GOVERNED THROUGH THE BOARD OF SUPERVISORS
ANALYSIS OF REVENUE BY DISTRICT BY SOURCE
OTHER THAN CURRENT PROPERTY TAXES
SCHEDULE 13B

REVENUE ACCOUNT	DISTRICT - REVENUE SOURCE	ACTUAL REVENUES 1971-1972	ACTUAL REVENUES 1972-1973	REVENUE ESTIMATES RECOMMENDED 1973-1974	ADOPTED BY THE BOARD OF SUPERVISORS 1973-1974	FUND - GENERAL OR OPERATING UNLESS OTHERWISE INDICATED
COUNTY FLOOD CONTROL ZONE 4 OPERATING - CONTINUED						
AID FROM OTHER GOVERNMENTAL AGENCIES						
227.01	OTHER STATE IN-LIEU TAXES-HWAY LAND					
245.51	RENT STATE AID FOR HOMEOWNERS PROP TAX	\$ 2	\$ 1	\$	\$	
245.53	RED STATE AID FOR BUS INV PROP REDUCTION	1,291 382	1,658 333			
	TOTAL AID FROM OTHER GOVERNMENTAL AGENCIES	\$ 1,675 *	\$ 1,992 *	\$	\$	*
OTHER REVENUE						
290.05	REV APP PR YR-FROM USE OF MONEY & PROP	\$ 55-	\$	\$	\$	
290.06	REV APP PR YR-AID FR OTHER GOV AGEN-ST		8-			
	TOTAL OTHER REVENUE	\$ 55-*	\$ 8-*	\$	\$	*
	TOTAL DISTRICT	\$ 6,571 *	\$ 9,657 *	\$ 3,000 *	\$ 3,000 *	
COUNTY FLOOD CONTROL ZONE 5 - OPERATING						
TAXES OTHER THAN CURRENT PROPERTY						
203.01	PROPERTY TAXES - PRIOR SECURED	\$ 781	\$ 1,864	\$ 400	\$ 400	
204.01	PROPERTY TAXES - PRIOR UNSECURED	62	14			
	TOTAL TAXES OTHER THAN CURRENT PROPERTY	\$ 843 *	\$ 1,878 *	\$ 400 *	\$ 400 *	
USE OF MONEY AND PROPERTY						
219.01	INTEREST - DEPOSITS AND INVESTMENTS	\$ 879	\$ 692	\$ 600	\$ 600	
	TOTAL USE OF MONEY AND PROPERTY	\$ 879 *	\$ 692 *	\$ 600 *	\$ 600 *	
AID FROM OTHER GOVERNMENTAL AGENCIES						
227.01	OTHER STATE IN-LIEU TAXES-HWAY LAND					
245.51	RENT STATE AID FOR HOMEOWNERS PROP TAX	\$	\$ 2	\$	\$	
245.53	RED STATE AID FOR BUS INV PROP REDUCTION	256 40	299 65			
	TOTAL AID FROM OTHER GOVERNMENTAL AGENCIES	\$ 296 *	\$ 366 *	\$	\$	*

COUNTY OF SAN DIEGO FINAL BUDGET
1973-1974
SPECIAL DISTRICTS
GOVERNED THROUGH THE BOARD OF SUPERVISORS
ANALYSIS OF REVENUE BY DISTRICT BY SOURCE
OTHER THAN CURRENT PROPERTY TAXES
SCHEDULE 13B

REVENUE ACCOUNT	DISTRICT - REVENUE SOURCE	ACTUAL REVENUES 1971-1972	ACTUAL REVENUES 1972-1973	REVENUE ESTIMATES RECOMMENDED 1973-1974	ADOPTED BY THE BOARD OF SUPERVISORS 1973-1974	FUND - GENERAL OR OPERATING UNLESS OTHERWISE INDICATED
COUNTY FLOOD CONTROL ZONE 5 - OPERATING - CONTINUED						
OTHER REVENUE						
290.05	REV APP PR YR-FROM USE OF MONEY & PROP	\$ 19-	\$	\$	\$	
290.06	REV APP PR YR-AID FR OTHER GOV AGEN-ST		1			
	TOTAL OTHER REVENUE	\$ 19-*	\$ 1 *	\$ *	\$ *	*
	TOTAL DISTRICT	\$ 1,999 *	\$ 2,937 *	\$ 1,000 *	\$ 1,000 *	*
	TOTAL COUNTY FLOOD CONTROL DISTRICT	\$ 130,582 *	\$ 102,319 *	\$ 231,900 *	\$ 335,900 *	*

COUNTY OF SAN DIEGO FINAL BUDGET
1973-1974
SPECIAL DISTRICTS
GOVERNED THROUGH THE BOARD OF SUPERVISORS
ANALYSIS OF REVENUE BY DISTRICT BY SOURCE
OTHER THAN CURRENT PROPERTY TAXES
SCHEDULE 138

REVENUE ACCOUNT	DISTRICT - REVENUE SOURCE	ACTUAL REVENUES 1971-1972	ACTUAL REVENUES 1972-1973	REVENUE ESTIMATES RECOMMENDED 1973-1974	ADOPTED BY THE BOARD OF SUPERVISORS 1973-1974	FUND - GENERAL OR OPERATING UNLESS OTHERWISE INDICATED
AIR POLLUTION CONTROL DISTRICT						
AIR POLLUTION CONTROL DISTRICT						
USE OF MONEY AND PROPERTY						
219.01	INTEREST - DEPOSITS AND INVESTMENTS	\$ 716	\$ 714	\$	\$	
	TOTAL USE OF MONEY AND PROPERTY	\$ 716 *	\$ 714 *	\$	\$ *	*
AID FROM OTHER GOVERNMENTAL AGENCIES						
260.01	OTHER GOVERNMENTAL AGENCIES	\$	\$	\$ 5,000	\$ 5,000	
	TOTAL AID FROM OTHER GOVERNMENTAL AGENCIES	\$ *	\$ *	\$ 5,000 *	\$ 5,000 *	*
CHARGES FOR CURRENT SERVICES						
287.20	OTHER-MISCELLANEOUS	\$ 300	\$ 210	\$ 500	\$ 500	
	TOTAL CHARGES FOR CURRENT SERVICES	\$ 300 *	\$ 210 *	\$ 500 *	\$ 500 *	*
OTHER REVENUE						
290.05	REV APP PR YR-FROM USE OF MONEY & PROP	\$ 16-	\$	\$	\$	
293.10	OTHER-VOIDED AND CANCELLED WARRANTS	\$ 80.	\$	\$	\$	
	TOTAL OTHER REVENUE	\$ 64 *	\$ *	\$ *	\$ *	*
	TOTAL DISTRICT	\$ 1,080 *	\$ 924 *	\$ 5,500 *	\$ 5,500 *	*
	TOTAL AIR POLLUTION CONTROL DISTRICT	\$ 1,080 *	\$ 924 *	\$ 5,500 *	\$ 5,500 *	*
	TOTAL DISTRICTS GOVERNED THROUGH BOARD OF SUPERVISORS	\$ 2,712,300	\$ 4,030,430	\$ 9,425,834	\$ 8,369,150	

COUNTY OF SAN DIEGO FINAL BUDGET
 1973-1974
 SPECIAL DISTRICTS
 GOVERNED THROUGH THE BOARD OF SUPERVISORS
 EXPENDITURE DETAIL
 SCHEDULE 13C

DISTRICT - EXPENDITURE CLASSIFICATION	EXPENDITURES		APPROPRIATIONS		FUND -
	ACTUAL EXPENDITURES 1971-1972	ACTUAL EXPENDITURES 1972-1973	EXPENDITURE ESTIMATES RECOMMENDED 1973-1974	ADOPTED BY THE BOARD OF SUPERVISORS 1973-1974	GENERAL OR OPERATING UNLESS OTHERWISE INDICATED
LIGHTING DISTRICTS					
BLACKTON HIGHWAY LIGHTING DISTRICT					
SERVICES AND SUPPLIES					
315 PROFESSIONAL AND SPECIALIZED SERVICES	\$ 10	\$ 40	\$ 10	\$ 10	
340 SPECIAL DEPARTMENTAL EXPENSE	50	110	110	110	
350 UTILITIES	675	718	740	740	
TOTAL SERVICES AND SUPPLIES	\$ 735 *	\$ 758 *	\$ 860 *	\$ 860 *	
CONTINGENCIES					
705 CONTINGENCY RESERVE	\$	\$	\$ 80	\$ 80	
TOTAL CONTINGENCIES	\$ *	\$ *	\$ 80 *	\$ 80 *	
TOTAL DISTRICT	\$ 735 *	\$ 758 *	\$ 940 *	\$ 940 *	
CARDIFF PUBLIC HIGHWAY LIGHTING DISTRICT					
SERVICES AND SUPPLIES					
315 PROFESSIONAL AND SPECIALIZED SERVICES	\$	\$ 25	\$ 220	\$ 220	
340 SPECIAL DEPARTMENTAL EXPENSE	1,000	1,160	3,010	3,010	
350 UTILITIES	19,749	21,292	21,790	21,790	
TOTAL SERVICES AND SUPPLIES	\$ 20,749 *	\$ 22,477 *	\$ 25,020 *	\$ 25,020 *	
CONTINGENCIES					
705 CONTINGENCY RESERVE	\$	\$	\$ 2,180	\$ 2,180	
TOTAL CONTINGENCIES	\$ *	\$ *	\$ 2,180 *	\$ 2,180 *	
TOTAL DISTRICT	\$ 20,749 *	\$ 22,477 *	\$ 27,200 *	\$ 27,200 *	
EDEN GARDENS LIGHTING DISTRICT					
SERVICES AND SUPPLIES					
315 PROFESSIONAL AND SPECIALIZED SERVICES	\$	\$	\$ 10	\$ 10	

COUNTY OF SAN DIEGO FINAL BUDGET
1973-1974
SPECIAL DISTRICTS
GOVERNED THROUGH THE BOARD OF SUPERVISORS
EXPENDITURE DETAIL
SCHEDULE 13C

DISTRICT - EXPENDITURE CLASSIFICATION	EXPENDITURES		APPROPRIATIONS		FUND - GENERAL OR OPERATING UNLESS OTHERWISE INDICATED
	ACTUAL EXPENDITURES 1971-1972	ACTUAL EXPENDITURES 1972-1973	EXPENDITURE ESTIMATES RECOMMENDED 1973-1974	ADOPTED BY THE BOARD OF SUPERVISORS 1973-1974	
EDEN GARDENS LIGHTING DISTRICT - CONTINUED					
340 SPECIAL DEPARTMENTAL EXPENSE	50	50	140	140	
350 UTILITIES	688	1,106	980	980	
TOTAL SERVICES AND SUPPLIES	\$ 738 *	\$ 1,156 *	\$ 1,130 *	\$ 1,130 *	
CONTINGENCIES					
705 CONTINGENCY RESERVE	\$	\$	\$ 100	\$ 100	
TOTAL CONTINGENCIES	\$ *	\$ *	\$ 100 *	\$ 100 *	
TOTAL DISTRICT	\$ 738 *	\$ 1,156 *	\$ 1,230 *	\$ 1,230 *	
EL CAJON HIGHWAY LIGHTING DISTRICT					
SERVICES AND SUPPLIES					
315 PROFESSIONAL AND SPECIALIZED SERVICES	\$	\$	\$ 20	\$ 20	
340 SPECIAL DEPARTMENTAL EXPENSE		80	210	210	
350 UTILITIES	632	1,460	1,500	1,500	
TOTAL SERVICES AND SUPPLIES	\$ 632 *	\$ 1,540 *	\$ 1,730 *	\$ 1,730 *	
CONTINGENCIES					
705 CONTINGENCY RESERVE	\$	\$	\$ 150	\$ 150	
TOTAL CONTINGENCIES	\$ *	\$ *	\$ 150 *	\$ 150 *	
TOTAL DISTRICT	\$ 632 *	\$ 1,540 *	\$ 1,880 *	\$ 1,880 *	
ENCINITAS LIGHTING DISTRICT					
SERVICES AND SUPPLIES					
315 PROFESSIONAL AND SPECIALIZED SERVICES	\$	\$	\$ 10	\$ 10	
340 SPECIAL DEPARTMENTAL EXPENSE	10	10	20	20	
350 UTILITIES	100	106	110	110	
TOTAL SERVICES AND SUPPLIES	\$ 110 *	\$ 116 *	\$ 140 *	\$ 140 *	
CONTINGENCIES					
705 CONTINGENCY RESERVE	\$	\$	\$ 10	\$ 10	
TOTAL CONTINGENCIES	\$ *	\$ *	\$ 10 *	\$ 10 *	
TOTAL DISTRICT	\$ 110 *	\$ 116 *	\$ 150 *	\$ 150 *	

COUNTY OF SAN DIEGO FINAL BUDGET
 1973-1974
 SPECIAL DISTRICTS
 GOVERNED THROUGH THE BOARD OF SUPERVISORS
 EXPENDITURE DETAIL
 SCHEDULE 13C

DISTRICT - EXPENDITURE CLASSIFICATION	EXPENDITURES		APPROPRIATIONS		FUND - GENERAL OR OPERATING UNLESS OTHERWISE INDICATED
	ACTUAL EXPENDITURES 1971-1972	ACTUAL EXPENDITURES 1972-1973	EXPENDITURE ESTIMATES RECOMMENDED 1973-1974	ADOPTED BY THE BOARD OF SUPERVISORS 1973-1974	
FALLBROOK HIGHWAY LIGHTING DISTRICT					
SERVICES AND SUPPLIES					
290 MAINTENANCE-STRUCTURES IMPROVE GROUNDS	\$ 158	\$	\$ 1,910	\$ 1,910	
315 PROFESSIONAL AND SPECIALIZED SERVICES	4	11	100	100	
340 SPECIAL DEPARTMENTAL EXPENSE	953	550	1,380	1,380	
350 UTILITIES	8,633	8,403	8,080	8,080	
TOTAL SERVICES AND SUPPLIES	\$ 9,748 *	\$ 8,964 *	\$ 11,470 *	\$ 11,470 *	
CONTINGENCIES					
705 CONTINGENCY RESERVE	\$	\$	\$ 1,000	\$ 1,000	
TOTAL CONTINGENCIES	\$ *	\$ *	\$ 1,000 *	\$ 1,000 *	
TOTAL DISTRICT	\$ 9,748 *	\$ 8,964 *	\$ 12,470 *	\$ 12,470 *	
HARBORSIDE LIGHTING DISTRICT					
SERVICES AND SUPPLIES					
315 PROFESSIONAL AND SPECIALIZED SERVICES	\$ 2	\$ 6	\$ 60	\$ 60	
340 SPECIAL DEPARTMENTAL EXPENSE	300	290	750	750	
350 UTILITIES	4,232	5,191	5,380	5,380	
TOTAL SERVICES AND SUPPLIES	\$ 4,534 *	\$ 5,487 *	\$ 6,190 *	\$ 6,190 *	
CONTINGENCIES					
705 CONTINGENCY RESERVE	\$	\$	\$ 540	\$ 540	
TOTAL CONTINGENCIES	\$ *	\$ *	\$ 540 *	\$ 540 *	
TOTAL DISTRICT	\$ 4,534 *	\$ 5,487 *	\$ 6,730 *	\$ 6,730 *	
JULIAN PUBLIC HIGHWAY LIGHTING					
SERVICES AND SUPPLIES					
315 PROFESSIONAL AND SPECIALIZED SERVICES	\$	\$	\$ 10	\$ 10	
340 SPECIAL DEPARTMENTAL EXPENSE	50	30	80	80	
350 UTILITIES	513	545	560	560	
TOTAL SERVICES AND SUPPLIES	\$ 563 *	\$ 575 *	\$ 650 *	\$ 650 *	

COUNTY OF SAN DIEGO FINAL BUDGET
 1973-1974
 SPECIAL DISTRICTS
 GOVERNED THROUGH THE BOARD OF SUPERVISORS
 EXPENDITURE DETAIL
 SCHEDULE 13C

DISTRICT - EXPENDITURE CLASSIFICATION	EXPENDITURES		APPROPRIATIONS		FUND - GENERAL OR OPERATING UNLESS OTHERWISE INDICATED
	ACTUAL EXPENDITURES 1971-1972	ACTUAL EXPENDITURES 1972-1973	EXPENDITURE ESTIMATES RECOMMENDED 1973-1974	ADOPTED BY THE BOARD OF SUPERVISORS 1973-1974	
JULIAN PUBLIC HIGHWAY LIGHTING - CONTINUED					
CONTINGENCIES					
705 CONTINGENCY RESERVE	\$	\$	\$	60	\$ 60
TOTAL CONTINGENCIES	\$	* \$	* \$	60 *	\$ 60 *
TOTAL DISTRICT	\$	563 *	\$	710 *	\$ 710 *
LAKESIDE PUBLIC HIGHWAY LIGHTING DISTRICT					
SERVICES AND SUPPLIES					
315 PROFESSIONAL AND SPECIALIZED SERVICES	\$	6	\$	14	\$ 120
340 SPECIAL DEPARTMENTAL EXPENSE		700		640	\$ 1,680
350 UTILITIES		11,080		11,780	\$ 12,110
TOTAL SERVICES AND SUPPLIES	\$	11,786 *	\$	12,434 *	\$ 13,910 *
CONTINGENCIES					
705 CONTINGENCY RESERVE	\$	\$	\$	1,210	\$ 1,210
TOTAL CONTINGENCIES	\$	* \$	* \$	1,210 *	\$ 1,210 *
TOTAL DISTRICT	\$	11,786 *	\$	15,120 *	\$ 15,120 *
LEMON GROVE LIGHTING DISTRICT					
SERVICES AND SUPPLIES					
315 PROFESSIONAL AND SPECIALIZED SERVICES	\$	14	\$	39	\$ 420
340 SPECIAL DEPARTMENTAL EXPENSE		1,250		2,271	\$ 5,820
350 UTILITIES		33,415		43,438	\$ 42,110
TOTAL SERVICES AND SUPPLIES	\$	34,679 *	\$	45,748 *	\$ 48,350 *
CONTINGENCIES					
705 CONTINGENCY RESERVE	\$	\$	\$	4,210	\$ 4,210
TOTAL CONTINGENCIES	\$	* \$	* \$	4,210 *	\$ 4,210 *
TOTAL DISTRICT	\$	34,679 *	\$	52,560 *	\$ 52,560 *

COUNTY OF SAN DIEGO FINAL BUDGET
1973-1974
SPECIAL DISTRICTS
GOVERNED THROUGH THE BOARD OF SUPERVISORS
EXPENDITURE DETAIL
SCHEDULE 13C

DISTRICT - EXPENDITURE CLASSIFICATION	EXPENDITURES		APPROPRIATIONS		FUND - GENERAL OR OPERATING UNLESS OTHERWISE INDICATED
	ACTUAL EXPENDITURES 1971-1972	ACTUAL EXPENDITURES 1972-1973	EXPENDITURE ESTIMATES RECOMMENDED 1973-1974	ADOPTED BY THE BOARD OF SUPERVISORS 1973-1974	
POWAY LIGHTING DISTRICT					
SERVICES AND SUPPLIES					
315 PROFESSIONAL AND SPECIALIZED SERVICES	\$ 1	\$ 5	\$ 50	\$ 50	
340 SPECIAL DEPARTMENTAL EXPENSE	200	255	640	640	
350 UTILITIES	3,136	4,839	4,650	4,650	
TOTAL SERVICES AND SUPPLIES	\$ 3,337 *	\$ 5,099 *	\$ 5,340 *	\$ 5,340 *	
CONTINGENCIES					
705 CONTINGENCY RESERVE	\$	\$	\$ 460	\$ 460	
TOTAL CONTINGENCIES	\$ *	\$ *	\$ 460 *	\$ 460 *	
TOTAL DISTRICT	\$ 3,337 *	\$ 5,099 *	\$ 5,800 *	\$ 5,800 *	
RAMONA PUBLIC HIGHWAY LIGHTING					
SERVICES AND SUPPLIES					
315 PROFESSIONAL AND SPECIALIZED SERVICES	\$ 2	\$ 6	\$ 50	\$ 50	
340 SPECIAL DEPARTMENTAL EXPENSE	300	290	690	690	
350 UTILITIES	4,504	4,790	5,000	5,000	
TOTAL SERVICES AND SUPPLIES	\$ 4,806 *	\$ 5,086 *	\$ 5,740 *	\$ 5,740 *	
CONTINGENCIES					
705 CONTINGENCY RESERVE	\$	\$	\$ 500	\$ 500	
TOTAL CONTINGENCIES	\$ *	\$ *	\$ 500 *	\$ 500 *	
TOTAL DISTRICT	\$ 4,806 *	\$ 5,086 *	\$ 6,240 *	\$ 6,240 *	
REXFORD LIGHTING DISTRICT					
SERVICES AND SUPPLIES					
315 PROFESSIONAL AND SPECIALIZED SERVICES	\$ 1	\$ 4	\$ 40	\$ 40	
340 SPECIAL DEPARTMENTAL EXPENSE	150	254	580	580	
350 UTILITIES	3,804	4,613	4,220	4,220	
TOTAL SERVICES AND SUPPLIES	\$ 3,955 *	\$ 4,871 *	\$ 4,840 *	\$ 4,840 *	

COUNTY OF SAN DIEGO FINAL BUDGET
 1973-1974
 SPECIAL DISTRICTS
 GOVERNED THROUGH THE BOARD OF SUPERVISORS
 EXPENDITURE DETAIL
 SCHEDULE 13C

DISTRICT - EXPENDITURE CLASSIFICATION	EXPENDITURES		APPROPRIATIONS		FUND - GENERAL OR OPERATING UNLESS OTHERWISE INDICATED
	ACTUAL EXPENDITURES 1971-1972	ACTUAL EXPENDITURES 1972-1973	EXPENDITURE ESTIMATES RECOMMENDED 1973-1974	ADOPTED BY THE BOARD OF SUPERVISORS 1973-1974	
REXFORD LIGHTING DISTRICT - CONTINUED					
CONTINGENCIES					
705 CONTINGENCY RESERVE	\$	\$	\$	430	\$ 430
TOTAL CONTINGENCIES	\$	* \$	* \$	430 *	\$ 430 *
TOTAL DISTRICT	\$	3,955 *	\$ 4,871 *	\$ 5,270 *	\$ 5,270 *
SAN MARCOS HIGHWAY LIGHTING DISTRICT					
SERVICES AND SUPPLIES					
315 PROFESSIONAL AND SPECIALIZED SERVICES	\$	\$	\$	10	\$ 10
340 SPECIAL DEPARTMENTAL EXPENSE		3	82	140	140
350 UTILITIES		758	1,083	970	970
TOTAL SERVICES AND SUPPLIES	\$	761 *	\$ 1,165 *	\$ 1,120 *	\$ 1,120 *
CONTINGENCIES					
705 CONTINGENCY RESERVE	\$	\$	\$	100	\$ 100
TOTAL CONTINGENCIES	\$	* \$	* \$	100 *	\$ 100 *
TOTAL DISTRICT	\$	761 *	\$ 1,165 *	\$ 1,220 *	\$ 1,220 *
SOLANA BEACH PUBLIC HIGHWAY LIGHTING DISTRICT					
SERVICES AND SUPPLIES					
290 MAINTENANCE-STRUCTURES IMPROVE GROUNDS	\$	\$	\$	400	\$ 400
315 PROFESSIONAL AND SPECIALIZED SERVICES		4	13	100	100
340 SPECIAL DEPARTMENTAL EXPENSE		772	500	1,270	1,270
350 UTILITIES		6,814	10,556	8,780	8,780
TOTAL SERVICES AND SUPPLIES	\$	7,590 *	\$ 11,288 *	\$ 10,550 *	\$ 10,550 *
CONTINGENCIES					
705 CONTINGENCY RESERVE	\$	\$	\$	920	\$ 920
TOTAL CONTINGENCIES	\$	* \$	* \$	920 *	\$ 920 *
TOTAL DISTRICT	\$	7,590 *	\$ 11,288 *	\$ 11,470 *	\$ 11,470 *

COUNTY OF SAN DIEGO FINAL BUDGET
1973-1974
SPECIAL DISTRICTS
GOVERNED THROUGH THE BOARD OF SUPERVISORS
EXPENDITURE DETAIL
SCHEDULE 13C

DISTRICT - EXPENDITURE CLASSIFICATION	EXPENDITURES		APPROPRIATIONS		FUND -
	ACTUAL EXPENDITURES 1971-1972	ACTUAL EXPENDITURES 1972-1973	EXPENDITURE ESTIMATES RECOMMENDED 1973-1974	ADOPTED BY THE BOARD OF SUPERVISORS 1973-1974	GENERAL OR OPERATING UNLESS OTHERWISE INDICATED
SPRING VALLEY LIGHTING DISTRICT					
SERVICES AND SUPPLIES					
315 PROFESSIONAL AND SPECIALIZED SERVICES	\$ 12	\$ 31	\$ 310	\$ 310	
340 SPECIAL DEPARTMENTAL EXPENSE	1,200	1,626	4,320	4,320	
350 UTILITIES	30,613	27,268	31,300	31,300	
TOTAL SERVICES AND SUPPLIES	\$ 31,825 *	\$ 28,925 *	\$ 35,930 *	\$ 35,930 *	
CONTINGENCIES					
705 CONTINGENCY RESERVE	\$	\$	\$ 3,130	\$ 3,130	
TOTAL CONTINGENCIES	\$ *	\$ *	\$ 3,130 *	\$ 3,130 *	
TOTAL DISTRICT	\$ 31,825 *	\$ 28,925 *	\$ 39,060 *	\$ 39,060 *	
SYCAMORE HILLS LIGHTING DISTRICT					
SERVICES AND SUPPLIES					
315 PROFESSIONAL AND SPECIALIZED SERVICES	\$ 9	\$ 23	\$ 190	\$ 190	
340 SPECIAL DEPARTMENTAL EXPENSE	1,100	1,020	2,620	2,620	
350 UTILITIES	17,390	18,602	19,000	19,000	
TOTAL SERVICES AND SUPPLIES	\$ 18,499 *	\$ 19,645 *	\$ 21,810 *	\$ 21,810 *	
CONTINGENCIES					
705 CONTINGENCY RESERVE	\$	\$	\$ 1,900	\$ 1,900	
TOTAL CONTINGENCIES	\$ *	\$ *	\$ 1,900 *	\$ 1,900 *	
TOTAL DISTRICT	\$ 18,499 *	\$ 19,645 *	\$ 23,710 *	\$ 23,710 *	
VISTA - LA MESA PUBLIC HIGHWAY LIGHTING DISTRICT					
SERVICES AND SUPPLIES					
315 PROFESSIONAL AND SPECIALIZED SERVICES	\$	\$ 3	\$ 30	\$ 30	
340 SPECIAL DEPARTMENTAL EXPENSE	150	110	330	330	
350 UTILITIES	1,862	2,414	2,410	2,410	
TOTAL SERVICES AND SUPPLIES	\$ 2,012 *	\$ 2,527 *	\$ 2,770 *	\$ 2,770 *	

COUNTY OF SAN DIEGO FINAL BUDGET
 1973-1974
 SPECIAL DISTRICTS
 GOVERNED THROUGH THE BOARD OF SUPERVISORS
 EXPENDITURE DETAIL
 SCHEDULE 13C

DISTRICT - EXPENDITURE CLASSIFICATION	EXPENDITURES		EXPENDITURE	APPROPRIATIONS	FUND -
	ACTUAL EXPENDITURES 1971-1972	ACTUAL EXPENDITURES 1972-1973	ESTIMATES RECOMMENDED 1973-1974	ADOPTED BY THE BOARD OF SUPERVISORS 1973-1974	GENERAL OR OPERATING UNLESS OTHERWISE INDICATED
VISTA - LA MESA PUBLIC HIGHWAY LIGHTING DISTRICT - CONTINUED					
CONTINGENCIES					
705 CONTINGENCY RESERVE	\$	\$	\$ 240	\$	240
TOTAL CONTINGENCIES	\$ *	\$ *	\$ 240 *	\$	240 *
TOTAL DISTRICT	\$ 2,012 *	\$ 2,527 *	\$ 3,010 *	\$	3,010 *
TOTAL LIGHTING DISTRICTS	\$ 157,059 *	\$ 177,861 *	\$ 214,770 *	\$	214,770 *

COUNTY OF SAN DIEGO FINAL BUDGET
1973-1974
SPECIAL DISTRICTS
GOVERNED THROUGH THE BOARD OF SUPERVISORS
EXPENDITURE DETAIL
SCHEDULE 13C

DISTRICT - EXPENDITURE CLASSIFICATION	EXPENDITURES		APPROPRIATIONS		FUND - GENERAL OR OPERATING UNLESS OTHERWISE INDICATED
	ACTUAL EXPENDITURES 1971-1972	ACTUAL EXPENDITURES 1972-1973	EXPENDITURE ESTIMATES RECOMMENDED 1973-1974	ADOPTED BY THE BOARD OF SUPERVISORS 1973-1974	
LIGHTING MAINTENANCE DISTRICTS					
BROOKSIDE LIGHTING MAINTENANCE DISTRICT					
SERVICES AND SUPPLIES					
315 PROFESSIONAL AND SPECIALIZED SERVICES	\$ 2	\$ 4	\$ 40	\$ 40	
340 SPECIAL DEPARTMENTAL EXPENSE	200	190	490	490	
350 UTILITIES	3,257	3,463	3,540	3,540	
TOTAL SERVICES AND SUPPLIES	\$ 3,459 *	\$ 3,657 *	\$ 4,070 *	\$ 4,070 *	
CONTINGENCIES					
705 CONTINGENCY RESERVE	\$	\$	\$ 360	\$ 360	
TOTAL CONTINGENCIES	\$ *	\$ *	\$ 360 *	\$ 360 *	
TOTAL DISTRICT	\$ 3,459 *	\$ 3,657 *	\$ 4,430 *	\$ 4,430 *	
CARLTON OAKS LIGHTING MAINTENANCE DISTRICT					
SERVICES AND SUPPLIES					
315 PROFESSIONAL AND SPECIALIZED SERVICES	\$	\$	\$ 10	\$ 10	
340 SPECIAL DEPARTMENTAL EXPENSE	30	54	60	60	
350 UTILITIES	350	372	380	380	
TOTAL SERVICES AND SUPPLIES	\$ 380 *	\$ 426 *	\$ 450 *	\$ 450 *	
CONTINGENCIES					
705 CONTINGENCY RESERVE	\$	\$	\$ 40	\$ 40	
TOTAL CONTINGENCIES	\$ *	\$ *	\$ 40 *	\$ 40 *	
TOTAL DISTRICT	\$ 380 *	\$ 426 *	\$ 490 *	\$ 490 *	
DONALD WAY LIGHTING MAINTENANCE DISTRICT					
SERVICES AND SUPPLIES					
315 PROFESSIONAL AND SPECIALIZED SERVICES	\$	\$	\$ 10	\$ 10	

COUNTY OF SAN DIEGO FINAL BUDGET
 1973-1974
 SPECIAL DISTRICTS
 GOVERNED THROUGH THE BOARD OF SUPERVISORS
 EXPENDITURE DETAIL
 SCHEDULE 13C

DISTRICT - EXPENDITURE CLASSIFICATION	EXPENDITURES		APPROPRIATIONS		FUND - GENERAL OR OPERATING UNLESS OTHERWISE INDICATED
	ACTUAL EXPENDITURES 1971-1972	ACTUAL EXPENDITURES 1972-1973	EXPENDITURE ESTIMATES RECOMMENDED 1973-1974	ADOPTED BY THE BOARD OF SUPERVISORS 1973-1974	
DONALD WAY LIGHTING MAINTENANCE DISTRICT - CONTINUED					
340 SPECIAL DEPARTMENTAL EXPENSE	10	10	20	20	
350 UTILITIES	100	106	110	110	
TOTAL SERVICES AND SUPPLIES	\$ 110 *	\$ 116 *	\$ 140 *	\$ 140 *	
CONTINGENCIES					
705 CONTINGENCY RESERVE	\$	\$	\$ 10	\$ 10	
TOTAL CONTINGENCIES	\$ *	\$ *	\$ 10 *	\$ 10 *	
TOTAL DISTRICT	\$ 110 *	\$ 116 *	\$ 150 *	\$ 150 *	
ENCINITAS LIGHTING MAINTENANCE DISTRICT NO 1					
SERVICES AND SUPPLIES					
290 MAINTENANCE-STRUCTURES IMPROVE GROUNDS	\$ 510	\$ 1,485	\$ 3,640	\$ 3,640	
315 PROFESSIONAL AND SPECIALIZED SERVICES	3	7	90	90	
340 SPECIAL DEPARTMENTAL EXPENSE	373	543	1,180	1,180	
350 UTILITIES	5,366	6,150	4,860	4,860	
TOTAL SERVICES AND SUPPLIES	\$ 5,232 *	\$ 8,185 *	\$ 9,770 *	\$ 9,770 *	
CONTINGENCIES					
705 CONTINGENCY RESERVE	\$	\$	\$ 850	\$ 850	
TOTAL CONTINGENCIES	\$ *	\$ *	\$ 850 *	\$ 850 *	
TOTAL DISTRICT	\$ 5,232 *	\$ 8,185 *	\$ 10,620 *	\$ 10,620 *	
JACUMBA LIGHTING MAINTENANCE DISTRICT					
SERVICES AND SUPPLIES					
315 PROFESSIONAL AND SPECIALIZED SERVICES	\$	\$	\$ 10	\$ 10	
340 SPECIAL DEPARTMENTAL EXPENSE	50	60	190	190	
350 UTILITIES	803	1,085	1,320	1,320	
TOTAL SERVICES AND SUPPLIES	\$ 853 *	\$ 1,145 *	\$ 1,520 *	\$ 1,520 *	
CONTINGENCIES					
705 CONTINGENCY RESERVE	\$	\$	\$ 130	\$ 130	
TOTAL CONTINGENCIES	\$ *	\$ *	\$ 130 *	\$ 130 *	
TOTAL DISTRICT	\$ 853 *	\$ 1,145 *	\$ 1,650 *	\$ 1,650 *	

COUNTY OF SAN DIEGO FINAL BUDGET
 1973-1974
 SPECIAL DISTRICTS
 GOVERNED THROUGH THE BOARD OF SUPERVISORS
 EXPENDITURE DETAIL
 SCHEDULE 13C

DISTRICT - EXPENDITURE CLASSIFICATION	EXPENDITURES		APPROPRIATIONS		FUND - GENERAL OR OPERATING UNLESS OTHERWISE INDICATED
	ACTUAL EXPENDITURES 1971-1972	ACTUAL EXPENDITURES 1972-1973	EXPENDITURE ESTIMATES RECOMMENDED 1973-1974	ADOPTED BY THE BOARD OF SUPERVISORS 1973-1974	
LAKE SAN MARCOS LIGHTING MAINTENANCE DISTRICT					
SERVICES AND SUPPLIES					
290 MAINTENANCE-STRUCTURES IMPROVE GROUNDS	\$	\$	\$	\$	
315 PROFESSIONAL AND SPECIALIZED SERVICES	2	573	1,270	1,270	
340 SPECIAL DEPARTMENTAL EXPENSE	480	4	70	70	
350 UTILITIES	3,026	290	910	910	
TOTAL SERVICES AND SUPPLIES	\$ 3,508 *	\$ 4,538 *	\$ 7,510 *	\$ 7,510 *	
CONTINGENCIES					
705 CONTINGENCY RESERVE	\$	\$	\$ 650	\$ 650	
TOTAL CONTINGENCIES	\$ *	\$ *	\$ 650 *	\$ 650 *	
TOTAL DISTRICT	\$ 3,508 *	\$ 4,538 *	\$ 8,160 *	\$ 8,160 *	
LEMON GROVE LIGHTING MAINTENANCE DISTRICT					
SERVICES AND SUPPLIES					
290 MAINTENANCE-STRUCTURES IMPROVE GROUNDS	\$	\$	\$	\$	
315 PROFESSIONAL AND SPECIALIZED SERVICES	49	25	690	690	
340 SPECIAL DEPARTMENTAL EXPENSE	729	3	30	30	
350 UTILITIES	1,548	144	340	340	
TOTAL SERVICES AND SUPPLIES	\$ 2,326 *	\$ 1,897 *	\$ 2,850 *	\$ 2,850 *	
CONTINGENCIES					
705 CONTINGENCY RESERVE	\$	\$	\$ 250	\$ 250	
TOTAL CONTINGENCIES	\$ *	\$ *	\$ 250 *	\$ 250 *	
TOTAL DISTRICT	\$ 2,326 *	\$ 1,897 *	\$ 3,100 *	\$ 3,100 *	
LEUCADIA LIGHTING MAINTENANCE DISTRICT					
SERVICES AND SUPPLIES					
290 MAINTENANCE-STRUCTURES IMPROVE GROUNDS	\$	\$	\$	\$	
315 PROFESSIONAL AND SPECIALIZED SERVICES		28	460	460	
340 SPECIAL DEPARTMENTAL EXPENSE	30	66	10	10	
			90	90	

COUNTY OF SAN DIEGO FINAL BUDGET
1973-1974
SPECIAL DISTRICTS
GOVERNED THROUGH THE BOARD OF SUPERVISORS
EXPENDITURE DETAIL
SCHEDULE 13C

DISTRICT - EXPENDITURE CLASSIFICATION	EXPENDITURES		APPROPRIATIONS		FUND - GENERAL OR OPERATING UNLESS OTHERWISE INDICATED
	ACTUAL EXPENDITURES 1971-1972	ACTUAL EXPENDITURES 1972-1973	EXPENDITURE ESTIMATES RECOMMENDED 1973-1974	ADOPTED BY THE BOARD OF SUPERVISORS 1973-1974	
LEUCADIA LIGHTING MAINTENANCE DISTRICT - CONTINUED					
350 UTILITIES	168	186	190	190	
TOTAL SERVICES AND SUPPLIES	\$ 198 *	\$ 280 *	\$ 750 *	\$ 750 *	
CONTINGENCIES					
705 CONTINGENCY RESERVE	\$	\$	\$ 60	\$ 60	
TOTAL CONTINGENCIES	\$ *	\$ *	\$ 60 *	\$ 60 *	
TOTAL DISTRICT	\$ 198 *	\$ 280 *	\$ 810 *	\$ 810 *	
PEPPER DRIVE LIGHTING MAINTENANCE DISTRICT					
SERVICES AND SUPPLIES					
315 PROFESSIONAL AND SPECIALIZED SERVICES	\$	\$ 1	\$ 10	\$ 10	
340 SPECIAL DEPARTMENTAL EXPENSE	80	60	170	170	
350 UTILITIES	1,078	1,152	1,180	1,180	
TOTAL SERVICES AND SUPPLIES	\$ 1,158 *	\$ 1,213 *	\$ 1,360 *	\$ 1,360 *	
CONTINGENCIES					
705 CONTINGENCY RESERVE	\$	\$	\$ 120	\$ 120	
TOTAL CONTINGENCIES	\$ *	\$ *	\$ 120 *	\$ 120 *	
TOTAL DISTRICT	\$ 1,158 *	\$ 1,213 *	\$ 1,480 *	\$ 1,480 *	
ROYAL CREST LIGHTING MAINTENANCE DISTRICT					
SERVICES AND SUPPLIES					
315 PROFESSIONAL AND SPECIALIZED SERVICES	\$	\$	\$ 10	\$ 10	
340 SPECIAL DEPARTMENTAL EXPENSE	30	20	50	50	
350 UTILITIES	350	372	380	380	
TOTAL SERVICES AND SUPPLIES	\$ 380 *	\$ 392 *	\$ 440 *	\$ 440 *	
CONTINGENCIES					
705 CONTINGENCY RESERVE	\$	\$	\$ 40	\$ 40	
TOTAL CONTINGENCIES	\$ *	\$ *	\$ 40 *	\$ 40 *	
TOTAL DISTRICT	\$ 380 *	\$ 392 *	\$ 480 *	\$ 480 *	

COUNTY OF SAN DIEGO FINAL BUDGET
1973-1974
SPECIAL DISTRICTS
GOVERNED THROUGH THE BOARD OF SUPERVISORS
EXPENDITURE DETAIL
SCHEDULE 13C

DISTRICT - EXPENDITURE CLASSIFICATION	EXPENDITURES		APPROPRIATIONS		FUND - GENERAL OR OPERATING UNLESS OTHERWISE INDICATED
	ACTUAL EXPENDITURES 1971-1972	ACTUAL EXPENDITURES 1972-1973	EXPENDITURE ESTIMATES RECOMMENDED 1973-1974	ADOPTED BY THE BOARD OF SUPERVISORS 1973-1974	
SAN DIEGO COUNTY LIGHTING MAINTENANCE DISTRICT NO 1					
SERVICES AND SUPPLIES					
290 MAINTENANCE-STRUCTURES IMPROVE GROUNDS	\$	\$	\$	\$	
315 PROFESSIONAL AND SPECIALIZED SERVICES	21	33	2,320	2,320	
340 SPECIAL DEPARTMENTAL EXPENSE	10,605	5,054	34,170	34,170	
350 UTILITIES	42,760	107,324	232,130	232,130	
TOTAL SERVICES AND SUPPLIES	\$ 53,386 *	\$ 112,496 *	\$ 268,620 *	\$ 268,620 *	
CONTINGENCIES					
705 CONTINGENCY RESERVE	\$	\$	\$ 23,210	\$ 23,210	
TOTAL CONTINGENCIES	\$ *	\$ *	\$ 23,210 *	\$ 23,210 *	
TOTAL DISTRICT	\$ 53,386 *	\$ 112,496 *	\$ 291,830 *	\$ 291,830 *	
SAN DIEGO COUNTY LIGHTING MAINTENANCE DISTRICT NO 2					
SERVICES AND SUPPLIES					
315 PROFESSIONAL AND SPECIALIZED SERVICES	\$	\$	\$	\$	
340 SPECIAL DEPARTMENTAL EXPENSE	1	7	140	140	
350 UTILITIES	285	330	1,930	1,930	
TOTAL SERVICES AND SUPPLIES	\$ 2,606 *	\$ 6,087 *	\$ 13,980 *	\$ 13,980 *	
CONTINGENCIES					
705 CONTINGENCY RESERVE	\$	\$	\$ 1,400	\$ 1,400	
TOTAL CONTINGENCIES	\$ *	\$ *	\$ 1,400 *	\$ 1,400 *	
TOTAL DISTRICT	\$ 2,892 *	\$ 6,424 *	\$ 17,450 *	\$ 17,450 *	
SPRING VALLEY LIGHTING MAINTENANCE DISTRICT					
SERVICES AND SUPPLIES					
315 PROFESSIONAL AND SPECIALIZED SERVICES	\$	\$	\$	\$	
340 SPECIAL DEPARTMENTAL EXPENSE	5	12	100	100	
350 UTILITIES	686	530	1,380	1,380	
TOTAL SERVICES AND SUPPLIES	\$ 9,092 *	\$ 9,673 *	\$ 9,940 *	\$ 9,940 *	
TOTAL SERVICES AND SUPPLIES	\$ 9,783 *	\$ 10,215 *	\$ 11,420 *	\$ 11,420 *	

COUNTY OF SAN DIEGO FINAL BUDGET
1973-1974
SPECIAL DISTRICTS
GOVERNED THROUGH THE BOARD OF SUPERVISORS
EXPENDITURE DETAIL
SCHEDULE 13C

DISTRICT - EXPENDITURE CLASSIFICATION	EXPENDITURES		APPROPRIATIONS		FUND - GENERAL OR OPERATING UNLESS OTHERWISE INDICATED
	ACTUAL EXPENDITURES 1971-1972	ACTUAL EXPENDITURES 1972-1973	EXPENDITURE ESTIMATES RECOMMENDED 1973-1974	ADOPTED BY THE BOARD OF SUPERVISORS 1973-1974	
SPRING VALLEY LIGHTING MAINTENANCE DISTRICT - CONTINUED					
CONTINGENCIES					
705 CONTINGENCY RESERVE	\$	\$	\$	1,000	\$ 1,000
TOTAL CONTINGENCIES	\$	*	\$	1,000 *	\$ 1,000 *
TOTAL DISTRICT	\$	9,783 *	\$	10,215 *	\$ 12,420 *
SUNSHINE PARK LIGHTING MAINTENANCE DISTRICT					
SERVICES AND SUPPLIES					
315 PROFESSIONAL AND SPECIALIZED SERVICES	\$	\$	\$	10	\$ 10
340 SPECIAL DEPARTMENTAL EXPENSE				110	110
350 UTILITIES	687	730		750	750
TOTAL SERVICES AND SUPPLIES	\$	737 *	\$	870 *	\$ 870 *
CONTINGENCIES					
705 CONTINGENCY RESERVE	\$	\$	\$	80	\$ 80
TOTAL CONTINGENCIES	\$	*	\$	80 *	\$ 80 *
TOTAL DISTRICT	\$	737 *	\$	950 *	\$ 950 *
WINTER GARDENS LIGHTING MAINTENANCE DISTRICT					
SERVICES AND SUPPLIES					
315 PROFESSIONAL AND SPECIALIZED SERVICES	\$	\$	\$	20	\$ 20
340 SPECIAL DEPARTMENTAL EXPENSE				300	300
350 UTILITIES	1,260	1,993		2,110	2,110
TOTAL SERVICES AND SUPPLIES	\$	2,839 *	\$	2,430 *	\$ 2,430 *
CONTINGENCIES					
705 CONTINGENCY RESERVE	\$	\$	\$	210	\$ 210
TOTAL CONTINGENCIES	\$	*	\$	210 *	\$ 210 *
TOTAL DISTRICT	\$	2,839 *	\$	2,640 *	\$ 2,640 *
TOTAL LIGHTING MAINTENANCE DISTRICTS	\$	87,241 *	\$	153,860 *	\$ 356,660 *

COUNTY OF SAN DIEGO FINAL BUDGET
1973-1974
SPECIAL DISTRICTS
GOVERNED THROUGH THE BOARD OF SUPERVISORS
EXPENDITURE DETAIL
SCHEDULE 13C

DISTRICT - EXPENDITURE CLASSIFICATION	ACTUAL EXPENDITURES 1971-1972	ACTUAL EXPENDITURES 1972-1973	EXPENDITURE ESTIMATES RECOMMENDED 1973-1974	APPROPRIATIONS ADOPTED BY THE BOARD OF SUPERVISORS 1973-1974	FUND - GENERAL OR OPERATING UNLESS OTHERWISE INDICATED
SANITATION DISTRICTS					
ALPINE SANITATION DISTRICT - MAINTENANCE					
SERVICES AND SUPPLIES					
290 MAINTENANCE-STRUCTURES IMPROVE GROUNDS	\$ 25,170	\$ 34,399	\$ 23,600	\$ 23,600	
315 PROFESSIONAL AND SPECIALIZED SERVICES	1,623	4,146	2,850	2,850	
340 SPECIAL DEPARTMENTAL EXPENSE			30,000	30,000	
TOTAL SERVICES AND SUPPLIES	\$ 26,793 *	\$ 38,545 *	\$ 56,450 *	\$ 56,450 *	
OTHER CHARGES					
455 BOND REDEMPTIONS	\$ 5,000	\$ 5,000	\$ 8,334	\$ 8,334	DEBT SERVICE, 1953 (115M)
456 INTEREST ON BONDS	1,375	1,125	1,000	1,000	DEBT SERVICE, 1953 (115M)
456 INTEREST ON BONDS	250	29,580	26,520	26,520	DEBT SERVICE, 1953 (5M), 1971 (285M)
TOTAL OTHER CHARGES	\$ 6,625 *	\$ 35,705 *	\$ 35,854 *	\$ 35,854 *	
FIXED ASSETS					
530 STRUCTURES AND IMPROVEMENTS	\$	\$	\$ 12,000	\$ 12,000	
SO1 SEWER SYSTEM IMPROVEMENTS			12,000	12,000	
TOTAL FIXED ASSETS	\$ *	\$ *	\$ 12,000 *	\$ 12,000 *	
CONTINGENCIES					
705 CONTINGENCY RESERVE	\$	\$	\$ 3,400	\$ 3,400	
TOTAL CONTINGENCIES	\$ *	\$ *	\$ 3,400 *	\$ 3,400 *	
TOTAL DISTRICT	\$ 33,418 *	\$ 74,250 *	\$ 107,704 *	\$ 107,704 *	
BUENA SANITATION DISTRICT - MAINTENANCE					
SERVICES AND SUPPLIES					
290 MAINTENANCE-STRUCTURES IMPROVE GROUNDS	\$ 25,904	\$ 26,204	\$ 35,400	\$ 35,400	
315 PROFESSIONAL AND SPECIALIZED SERVICES	5,754	6,599	10,950	10,950	

COUNTY OF SAN DIEGO FINAL BUDGET
 1973-1974
 SPECIAL DISTRICTS
 GOVERNED THROUGH THE BOARD OF SUPERVISORS
 EXPENDITURE DETAIL
 SCHEDULE 13C

DISTRICT - EXPENDITURE CLASSIFICATION	EXPENDITURES		APPROPRIATIONS		FUND - GENERAL OR OPERATING UNLESS OTHERWISE INDICATED
	ACTUAL EXPENDITURES 1971-1972	ACTUAL EXPENDITURES 1972-1973	EXPENDITURE ESTIMATES RECOMMENDED 1973-1974	ADOPTED BY THE BOARD OF SUPERVISORS 1973-1974	
BUENA SANITATION DISTRICT - MAINTENANCE - CONTINUED					
340 SPECIAL DEPARTMENTAL EXPENSE	20,448	5,185	35,000	35,000	
TOTAL SERVICES AND SUPPLIES	\$ 52,106 *	\$ 37,988 *	\$ 81,350 *	\$ 81,350 *	
OTHER CHARGES					
455 BOND REDEMPTIONS	\$ 50,000	\$ 55,000	\$ 81,667	\$ 81,667	DEBT SERVICE, 1964 SEWER
456 INTEREST ON BONDS	86,356	83,881	94,081	94,081	DEBT SERVICE, 1964 SEWER
TOTAL OTHER CHARGES	\$ 136,356 *	\$ 138,881 *	\$ 175,748 *	\$ 175,748 *	
CONTINGENCIES					
705 CONTINGENCY RESERVE	\$	\$	\$ 5,500	\$ 5,500	
TOTAL CONTINGENCIES	\$ *	\$ *	\$ 5,500 *	\$ 5,500 *	
TOTAL DISTRICT	\$ 188,462 *	\$ 176,869 *	\$ 262,598 *	\$ 262,598 *	
CARDIFF SANITATION DISTRICT - MAINTENANCE SERVICES AND SUPPLIES					
290 MAINTENANCE-STRUCTURES IMPROVE GROUNDS	\$ 4,397	\$ 2,419	\$	\$	
290 MAINTENANCE-STRUCTURES IMPROVE GROUNDS	43,206	43,985	54,000	58,000	1965 SEWER-MAINTENANCE & OPERATION
315 PROFESSIONAL AND SPECIALIZED SERVICES	14,619			100,000	
315 PROFESSIONAL AND SPECIALIZED SERVICES	3,876	17,231	15,500	30,900	1965 SEWER-MAINTENANCE & OPERATION
325 RENTS & LEASES-STRUCTURES IMPROVE GRNDS			720	720	1965 SEWER-MAINTENANCE & OPERATION
340 SPECIAL DEPARTMENTAL EXPENSE	26,423	36,731	48,600	68,600	
340 SPECIAL DEPARTMENTAL EXPENSE	85,675	160,842	350,955	288,756	1965 SEWER - REVENUE
340 SPECIAL DEPARTMENTAL EXPENSE			161,900	26,500	1965 SEWER-MAINTENANCE & OPERATION
340 SPECIAL DEPARTMENTAL EXPENSE			15,260	32,033	1965 SEWER REVENUE BOND-SURPLUS
TOTAL SERVICES AND SUPPLIES	\$ 178,196 *	\$ 261,208 *	\$ 646,935 *	\$ 605,509 *	
OTHER CHARGES					
453 CONTRIBUTIONS TO OTHER AGENCIES	\$ 25,200	\$ 2,200	\$ 44,520	\$ 45,444	1965 SEWER REVENUE BOND-RESERVE
455 BOND REDEMPTIONS	10,000	10,000	18,334	18,334	DEBT SERVICE, 1956

COUNTY OF SAN DIEGO FINAL BUDGET
1973-1974
SPECIAL DISTRICTS
GOVERNED THROUGH THE BOARD OF SUPERVISORS
EXPENDITURE DETAIL
SCHEDULE 13C

DISTRICT - EXPENDITURE CLASSIFICATION	EXPENDITURES		APPROPRIATIONS		FUND - GENERAL OR OPERATING UNLESS OTHERWISE INDICATED
	ACTUAL EXPENDITURES 1971-1972	ACTUAL EXPENDITURES 1972-1973	EXPENDITURE ESTIMATES RECOMMENDED 1973-1974	ADOPTED BY THE BOARD OF SUPERVISORS 1973-1974	
CARDIFF SANITATION DISTRICT - MAINTENANCE - CONTINUED					
455 BOND REDEMPTIONS	15,000	15,000	21,250	21,250	1965 SEWER REVENUE BOND-RETIREMENT
456 INTEREST ON BONDS	7,500	7,000	8,584	8,584	DEBT SERVICE, 1956
456 INTEREST ON BONDS	23,174	22,504	30,628	30,628	1965 SEWER REVENUE BOND-INTEREST
TOTAL OTHER CHARGES	\$ 80,874 *	\$ 56,704 *	\$ 123,316 *	\$ 124,240 *	
FIXED ASSETS					
530 STRUCTURES AND IMPROVEMENTS S01 STRUCTURES & IMPROVEMENTS	\$	\$ 83,033	\$ 2,555,000 2,555,000	\$ 2,555,000 2,555,000	
TOTAL FIXED ASSETS	\$ *	\$ 83,033 *	\$ 2,555,000 *	\$ 2,555,000 *	
CONTINGENCIES					
705 CONTINGENCY RESERVE	\$	\$	\$ 13,800	\$ 14,200	
TOTAL CONTINGENCIES	\$ *	\$ *	\$ 13,800 *	\$ 14,200 *	
TOTAL DISTRICT	\$ 259,070 *	\$ 400,945 *	\$ 3,339,051 *	\$ 3,298,949 *	
JULIAN SANITATION DISTRICT - MAINTENANCE SERVICES AND SUPPLIES					
290 MAINTENANCE-STRUCTURES IMPROVE GROUNDS	\$ 2,003	\$ 2,254	\$ 4,100	\$ 4,100	
315 PROFESSIONAL AND SPECIALIZED SERVICES	259	2,395	9,875	9,875	
340 SPECIAL DEPARTMENTAL EXPENSE			500	500	
TOTAL SERVICES AND SUPPLIES	\$ 2,262 *	\$ 4,649 *	\$ 14,475 *	\$ 14,475 *	
OTHER CHARGES					
455 BOND REDEMPTIONS	\$ 2,000	\$ 2,000	\$ 2,167	\$ 2,167	DEBT SERVICE, 1953
456 INTEREST ON BONDS	1,200	1,100	1,075	1,075	DEBT SERVICE, 1953
TOTAL OTHER CHARGES	\$ 3,200 *	\$ 3,100 *	\$ 3,242 *	\$ 3,242 *	
CONTINGENCIES					
705 CONTINGENCY RESERVE	\$	\$	\$ 590	\$ 590	
TOTAL CONTINGENCIES	\$ *	\$ *	\$ 590 *	\$ 590 *	
TOTAL DISTRICT	\$ 5,462 *	\$ 7,749 *	\$ 18,307 *	\$ 18,307 *	

COUNTY OF SAN DIEGO FINAL BUDGET
1973-1974
SPECIAL DISTRICTS
GOVERNED THROUGH THE BOARD OF SUPERVISORS
EXPENDITURE DETAIL
SCHEDULE 13C

DISTRICT - EXPENDITURE CLASSIFICATION	EXPENDITURES		APPROPRIATIONS		FUND - GENERAL OR OPERATING UNLESS OTHERWISE INDICATED
	ACTUAL EXPENDITURES 1971-1972	ACTUAL EXPENDITURES 1972-1973	EXPENDITURE ESTIMATES RECOMMENDED 1973-1974	ADOPTED BY THE BOARD OF SUPERVISORS 1973-1974	
LAKESIDE SANITATION DISTRICT - MAINTENANCE					
SERVICES AND SUPPLIES					
290 MAINTENANCE-STRUCTURES IMPROVE GROUNDS	\$ 99,012	\$ 138,414	\$ 105,100	\$ 105,100	
305 MISCELLANEOUS EXPENSE		238			
315 PROFESSIONAL AND SPECIALIZED SERVICES	15,737	40,666	25,950	25,950	
340 SPECIAL DEPARTMENTAL EXPENSE			690,000	690,000	
TOTAL SERVICES AND SUPPLIES	\$ 114,749 *	\$ 179,318 *	\$ 821,050 *	\$ 821,050 *	
OTHER CHARGES					
455 BOND REDEMPTIONS	\$ 10,000	\$ 10,000	\$ 19,167	\$ 19,167	DEBT SERVICE, 1958
456 INTEREST ON BONDS	10,063	9,588	12,811	12,811	DEBT SERVICE, 1958
TOTAL OTHER CHARGES	\$ 20,063 *	\$ 19,588 *	\$ 31,978 *	\$ 31,978 *	
FIXED ASSETS					
530 STRUCTURES AND IMPROVEMENTS	\$ 131,839	\$ 79,950	\$ 305,000	\$ 305,000	
SO1 STRUCTURES & IMPROVEMENTS			305,000	305,000	
TOTAL FIXED ASSETS	\$ 131,839 *	\$ 79,950 *	\$ 305,000 *	\$ 305,000 *	
CONTINGENCIES					
705 CONTINGENCY RESERVE	\$	\$	\$ 19,400	\$ 19,400	
TOTAL CONTINGENCIES	\$ *	\$ *	\$ 19,400 *	\$ 19,400 *	
TOTAL DISTRICT	\$ 266,651 *	\$ 278,856 *	\$ 1,177,428 *	\$ 1,177,428 *	
LEMON GROVE SANITATION DISTRICT - MAINTENANCE					
SERVICES AND SUPPLIES					
290 MAINTENANCE-STRUCTURES IMPROVE GROUNDS	\$ 71,019	\$ 72,214	\$ 97,350	\$ 97,350	
315 PROFESSIONAL AND SPECIALIZED SERVICES	8,195	13,613	17,550	17,550	
340 SPECIAL DEPARTMENTAL EXPENSE	68,551	65,819	209,844	214,112	
TOTAL SERVICES AND SUPPLIES	\$ 147,765 *	\$ 151,646 *	\$ 324,744 *	\$ 329,012 *	
CONTINGENCIES					
705 CONTINGENCY RESERVE	\$	\$	\$ 18,600	\$ 18,600	
TOTAL CONTINGENCIES	\$ *	\$ *	\$ 18,600 *	\$ 18,600 *	
TOTAL DISTRICT	\$ 147,765 *	\$ 151,646 *	\$ 343,344 *	\$ 347,612 *	

COUNTY OF SAN DIEGO FINAL BUDGET
 1973-1974
 SPECIAL DISTRICTS
 GOVERNED THROUGH THE BOARD OF SUPERVISORS
 EXPENDITURE DETAIL
 SCHEDULE 13C

DISTRICT - EXPENDITURE CLASSIFICATION	EXPENDITURES		APPROPRIATIONS		FUND - GENERAL OR OPERATING UNLESS OTHERWISE INDICATED
	ACTUAL EXPENDITURES 1971-1972	ACTUAL EXPENDITURES 1972-1973	EXPENDITURE ESTIMATES RECOMMENDED 1973-1974	ADOPTED BY THE BOARD OF SUPERVISORS 1973-1974	
MONTGOMERY SANITATION DISTRICT - MAINTENANCE					
SERVICES AND SUPPLIES					
290 MAINTENANCE-STRUCTURES IMPROVE GROUNDS	\$ 30,927	\$ 33,753	\$ 37,850	\$ 37,850	
315 PROFESSIONAL AND SPECIALIZED SERVICES	10,702	11,764	19,750	19,750	
340 SPECIAL DEPARTMENTAL EXPENSE	79,268	87,253	294,493	302,598	
TOTAL SERVICES AND SUPPLIES	\$ 120,897 *	\$ 132,770 *	\$ 352,093 *	\$ 360,198 *	
FIXED ASSETS					
530 STRUCTURES AND IMPROVEMENTS	\$ 10,448	\$ 4,513	\$	\$	
TOTAL FIXED ASSETS	\$ 10,448 *	\$ 4,513 *	\$ *	\$ *	
CONTINGENCIES					
705 CONTINGENCY RESERVE	\$	\$	\$ 10,100	\$ 10,100	
TOTAL CONTINGENCIES	\$ *	\$ *	\$ 10,100 *	\$ 10,100 *	
TOTAL DISTRICT	\$ 131,345 *	\$ 137,283 *	\$ 362,193 *	\$ 370,298 *	
PINE VALLEY SANITATION DISTRICT - MAINTENANCE					
SERVICES AND SUPPLIES					
290 MAINTENANCE-STRUCTURES IMPROVE GROUNDS	\$ 5,204	\$ 9,150	\$ 8,900	\$ 8,900	
315 PROFESSIONAL AND SPECIALIZED SERVICES	331	1,679	1,650	1,650	
325 RENTS & LEASES-STRUCTURES IMPROVE GRNDS	750	750	1,000	1,000	
340 SPECIAL DEPARTMENTAL EXPENSE			400	400	
TOTAL SERVICES AND SUPPLIES	\$ 6,285 *	\$ 11,579 *	\$ 11,950 *	\$ 11,950 *	
CONTINGENCIES					
705 CONTINGENCY RESERVE	\$	\$	\$ 1,150	\$ 1,150	
TOTAL CONTINGENCIES	\$ *	\$ *	\$ 1,150 *	\$ 1,150 *	
TOTAL DISTRICT	\$ 6,285 *	\$ 11,579 *	\$ 13,100 *	\$ 13,100 *	
RAMONA SANITATION DISTRICT - MAINTENANCE					
SERVICES AND SUPPLIES					
290 MAINTENANCE-STRUCTURES IMPROVE GROUNDS	\$ 46,948	\$ 46,973	\$ 62,100	\$ 62,100	

COUNTY OF SAN DIEGO FINAL BUDGET
1973-1974
SPECIAL DISTRICTS
GOVERNED THROUGH THE BOARD OF SUPERVISORS
EXPENDITURE DETAIL
SCHEDULE 13C

DISTRICT - EXPENDITURE CLASSIFICATION	EXPENDITURES		APPROPRIATIONS		FUND - GENERAL OR OPERATING UNLESS OTHERWISE INDICATED
	ACTUAL EXPENDITURES 1971-1972	ACTUAL EXPENDITURES 1972-1973	EXPENDITURE ESTIMATES RECOMMENDED 1973-1974	ADOPTED BY THE BOARD OF SUPERVISORS 1973-1974	
RAMONA SANITATION DISTRICT - MAINTENANCE - CONTINUED					
315 PROFESSIONAL AND SPECIALIZED SERVICES	3,367	3,696	7,400	7,400	
340 SPECIAL DEPARTMENTAL EXPENSE	914		1,000	1,000	
TOTAL SERVICES AND SUPPLIES	\$ 51,229 *	\$ 50,669 *	\$ 70,500 *	\$ 70,500 *	
OTHER CHARGES					
455 BOND REDEMPTIONS	\$ 3,000	\$ 4,000	\$ 1,667	\$ 1,667	DEBT SERVICE, 1949
456 INTEREST ON BONDS	193	73,415	97,827	97,827	DEBT SERVICE, 1949
TOTAL OTHER CHARGES	\$ 3,193 *	\$ 77,415 *	\$ 99,494 *	\$ 99,494 *	
CONTINGENCIES					
705 CONTINGENCY RESERVE	\$	\$	\$ 6,900	\$ 6,900	
TOTAL CONTINGENCIES	\$ *	\$ *	\$ 6,900 *	\$ 6,900 *	
TOTAL DISTRICT	\$ 54,422 *	\$ 128,084 *	\$ 176,894 *	\$ 176,894 *	
RANCHO SANTA FE SANITATION DISTRICT - MAINTENANCE					
SERVICES AND SUPPLIES					
290 MAINTENANCE-STRUCTURES IMPROVE GROUNDS	\$ 53,811	\$ 56,021	\$ 62,900	\$ 62,900	
315 PROFESSIONAL AND SPECIALIZED SERVICES	10,691	4,272	12,600	7,600	
340 SPECIAL DEPARTMENTAL EXPENSE			7,900	7,900	
TOTAL SERVICES AND SUPPLIES	\$ 64,502 *	\$ 60,293 *	\$ 83,400 *	\$ 78,400 *	
OTHER CHARGES					
455 BOND REDEMPTIONS	\$ 7,000	\$ 7,000	\$ 7,584	\$ 7,584	DEBT SERVICE, 1960
456 INTEREST ON BONDS	2,678	2,415	2,311	2,311	DEBT SERVICE, 1960
TOTAL OTHER CHARGES	\$ 9,678 *	\$ 9,415 *	\$ 9,895 *	\$ 9,895 *	
FIXED ASSETS					
530 STRUCTURES AND IMPROVEMENTS	\$	\$ 16,796	\$	\$	
TOTAL FIXED ASSETS	\$ *	\$ 16,796 *	\$ *	\$ *	
CONTINGENCIES					
705 CONTINGENCY RESERVE	\$	\$	\$ 7,200	\$ 3,400	
TOTAL CONTINGENCIES	\$ *	\$ *	\$ 7,200 *	\$ 3,400 *	
TOTAL DISTRICT	\$ 74,180 *	\$ 86,504 *	\$ 100,495 *	\$ 91,695 *	

COUNTY OF SAN DIEGO FINAL BUDGET
1973-1974
SPECIAL DISTRICTS
GOVERNED THROUGH THE BOARD OF SUPERVISORS
EXPENDITURE DETAIL
SCHEDULE 13C

DISTRICT - EXPENDITURE CLASSIFICATION	EXPENDITURES		APPROPRIATIONS		FUND - GENERAL OR OPERATING UNLESS OTHERWISE INDICATED
	ACTUAL EXPENDITURES 1971-1972	ACTUAL EXPENDITURES 1972-1973	EXPENDITURE ESTIMATES RECOMMENDED 1973-1974	ADOPTED BY THE BOARD OF SUPERVISORS 1973-1974	
ROLANDO SANITATION DISTRICT - MAINTENANCE SERVICES AND SUPPLIES					
290 MAINTENANCE-STRUCTURES IMPROVE GROUNDS	\$ 6,929	\$ 10,505	\$ 12,000	\$ 12,000	
315 PROFESSIONAL AND SPECIALIZED SERVICES	1,225	1,997	4,235	4,235	
340 SPECIAL DEPARTMENTAL EXPENSE	5,906	6,333	7,455	7,455	
TOTAL SERVICES AND SUPPLIES	\$ 14,060 *	\$ 18,835 *	\$ 23,690 *	\$ 23,690 *	
CONTINGENCIES					
705 CONTINGENCY RESERVE	\$	\$	\$ 2,000	\$ 2,000	
TOTAL CONTINGENCIES	\$ *	\$ *	\$ 2,000 *	\$ 2,000 *	
TOTAL DISTRICT	\$ 14,060 *	\$ 18,835 *	\$ 25,690 *	\$ 25,690 *	
SOLANA BEACH SANITATION DISTRICT - MAINTENANCE SERVICES AND SUPPLIES					
290 MAINTENANCE-STRUCTURES IMPROVE GROUNDS	\$ 17,572	\$ 1,979	\$	\$	
290 MAINTENANCE-STRUCTURES IMPROVE GROUNDS	49,256	51,622	51,400	51,400	1965 SEWER MAINTENANCE & OPERATION
305 MISCELLANEOUS EXPENSE		150			1965 SEWER REVENUE
315 PROFESSIONAL AND SPECIALIZED SERVICES	15,713	30		22,200	
315 PROFESSIONAL AND SPECIALIZED SERVICES	2,903	12,481	14,800	14,800	1965 SEWER MAINTENANCE & OPERATION
340 SPECIAL DEPARTMENTAL EXPENSE	10,807	32,145	98,400	166,400	
340 SPECIAL DEPARTMENTAL EXPENSE	84,200	130,550	198,862	226,440	1965 SEWER REVENUE
340 SPECIAL DEPARTMENTAL EXPENSE			158,200	11,000	1965 SEWER MAINTENANCE & OPERATION
340 SPECIAL DEPARTMENTAL EXPENSE	19,000		20,700	11,508	1965 SEWER REVENUE BOND-SURPLUS
TOTAL SERVICES AND SUPPLIES	\$ 199,451 *	\$ 228,957 *	\$ 542,362 *	\$ 503,748 *	
OTHER CHARGES					
453 CONTRIBUTIONS TO OTHER AGENCIES	\$ 3,000	\$ 2,660	\$ 45,470	\$ 44,441	1965 SEWER REVENUE
455 BOND REDEMPTIONS	15,000	15,000	21,250	21,250	BOND-RESERVE
456 INTEREST ON BONDS	24,072	23,407	31,908	31,908	1965 SEWER REVENUE BOND-RETIREMENT
TOTAL OTHER CHARGES	\$ 42,072 *	\$ 41,067 *	\$ 98,628 *	\$ 97,599 *	1965 SEWER REVENUE BOND-INTEREST

COUNTY OF SAN DIEGO FINAL BUDGET
1973-1974
SPECIAL DISTRICTS
GOVERNED THROUGH THE BOARD OF SUPERVISORS
EXPENDITURE DETAIL
SCHEDULE 13C

DISTRICT - EXPENDITURE CLASSIFICATION	EXPENDITURES		APPROPRIATIONS		FUND - GENERAL OR OPERATING UNLESS OTHERWISE INDICATED
	ACTUAL EXPENDITURES 1971-1972	ACTUAL EXPENDITURES 1972-1973	EXPENDITURE ESTIMATES RECOMMENDED 1973-1974	ADOPTED BY THE BOARD OF SUPERVISORS 1973-1974	
SOLANA BEACH SANITATION DISTRICT - MAINTENANCE - CONTINUED					
FIXED ASSETS					
530 STRUCTURES AND IMPROVEMENTS SO1 STRUCT & IMPROV	\$ 209,515	\$ 12,557	\$ 22,500 22,500	\$ 79,500 79,500	
TOTAL FIXED ASSETS	\$ 209,515 *	\$ 12,557 *	\$ 22,500 *	\$ 79,500 *	
CONTINGENCIES					
705 CONTINGENCY RESERVE	\$	\$	\$ 10,700	\$ 10,700	
TOTAL CONTINGENCIES	\$ *	\$ *	\$ 10,700 *	\$ 10,700 *	
TOTAL DISTRICT	\$ 451,038 *	\$ 282,581 *	\$ 674,190 *	\$ 691,547 *	
SPRING VALLEY SANITATION DISTRICT - MAINTENANCE					
SERVICES AND SUPPLIES					
290 MAINTENANCE-STRUCTURES IMPROVE GROUNDS	\$ 149,238	\$ 135,048	\$ 153,100	\$ 153,100	1962 SEWER REVENUE MAINTENANCE & OP.
305 MISCELLANEOUS EXPENSE		263			1962 SEWER - REVENUE
315 PROFESSIONAL AND SPECIALIZED SERVICES		10,592		47,600	
315 PROFESSIONAL AND SPECIALIZED SERVICES	26,437	56,898	78,900	31,300	1962 SEWER REVENUE MAINTENANCE & OP.
340 SPECIAL DEPARTMENTAL EXPENSE	247,452	209,779	158,783	952,304	
340 SPECIAL DEPARTMENTAL EXPENSE	347,350	515,600	1,576,357	923,041	1962 SEWER - REVENUE
340 SPECIAL DEPARTMENTAL EXPENSE	10	10	795,000	20,000	1962 SEWER REVENUE MAINTENANCE & OP.
340 SPECIAL DEPARTMENTAL EXPENSE	31,200	5,000	18,236	162,886	1962 SEWER REVENUE BOND-SURPLUS
TOTAL SERVICES AND SUPPLIES	\$ 801,687 *	\$ 933,190 *	\$ 2,780,376 *	\$ 2,290,231 *	
OTHER CHARGES					
453 CONTRIBUTIONS TO OTHER AGENCIES	\$ 50,850	\$ 25,000	\$ 100,935	\$ 101,885	1962 SEWER REVENUE BOND-RESERVE
455 BOND REDEMPTIONS	30,000	30,000	52,500	52,500	DEBT SERVICE, 1956
455 BOND REDEMPTIONS	45,000	45,000	58,334	58,334	1962 SEWER REVENUE BOND-PRINCIPAL
456 INTEREST ON BONDS	22,013	20,588	23,776	23,776	DEBT SERVICE, 1956
456 INTEREST ON BONDS	47,264	45,628	51,003	51,003	1962 SEWER REVENUE BOND-INTEREST
TOTAL OTHER CHARGES	\$ 195,127 *	\$ 166,216 *	\$ 286,548 *	\$ 287,498 *	

COUNTY OF SAN DIEGO FINAL BUDGET
1973-1974
SPECIAL DISTRICTS
GOVERNED THROUGH THE BOARD OF SUPERVISORS
EXPENDITURE DETAIL
SCHEDULE 13C

DISTRICT - EXPENDITURE CLASSIFICATION	EXPENDITURES		APPROPRIATIONS		FUND -
	ACTUAL EXPENDITURES 1971-1972	ACTUAL EXPENDITURES 1972-1973	EXPENDITURE ESTIMATES RECOMMENDED 1973-1974	ADOPTED BY THE BOARD OF SUPERVISORS 1973-1974	GENERAL OR OPERATING UNLESS OTHERWISE INDICATED
SPRING VALLEY SANITATION DISTRICT - MAINTENANCE - CONTINUED					
FIXED ASSETS					
510 EQUIPMENT	\$ 561	\$ 7,804	\$ 472,000	\$ 472,000	
530 STRUCTURES AND IMPROVEMENTS	35,979	6,767	472,000	472,000	
S01 STRUCTURES & IMPROVEMENTS					
TOTAL FIXED ASSETS	\$ 36,540 *	\$ 14,571 *	\$ 472,000 *	\$ 472,000 *	
CONTINGENCIES					
705 CONTINGENCY RESERVE	\$	\$	\$ 30,300	\$ 30,300	
TOTAL CONTINGENCIES	\$ *	\$ *	\$ 30,300 *	\$ 30,300 *	
TOTAL DISTRICT	\$ 1,033,354 *	\$ 1,113,977 *	\$ 3,569,224 *	\$ 3,080,029 *	
WHISPERING PALMS SANITATION DISTRICT - MAINTENANCE					
SERVICES AND SUPPLIES					
290 MAINTENANCE-STRUCTURES IMPROVE GROUNDS	\$ 9,431	\$ 9,425	\$ 12,400	\$ 13,850	
315 PROFESSIONAL AND SPECIALIZED SERVICES	672	1,168	1,500	1,500	
TOTAL SERVICES AND SUPPLIES	\$ 10,103 *	\$ 10,593 *	\$ 13,900 *	\$ 15,350 *	
CONTINGENCIES					
705 CONTINGENCY RESERVE	\$	\$	\$ 1,300	\$ 1,500	
TOTAL CONTINGENCIES	\$ *	\$ *	\$ 1,300 *	\$ 1,500 *	
TOTAL DISTRICT	\$ 10,103 *	\$ 10,593 *	\$ 15,200 *	\$ 16,850 *	
TOTAL SANITATION DISTRICTS	\$ 2,675,615 *	\$ 2,879,751 *	\$ 10,185,418 *	\$ 9,678,701 *	

COUNTY OF SAN DIEGO FINAL BUDGET
1973-1974
SPECIAL DISTRICTS
GOVERNED THROUGH THE BOARD OF SUPERVISORS
EXPENDITURE DETAIL
SCHEDULE 13C

DISTRICT - EXPENDITURE CLASSIFICATION	EXPENDITURES		EXPENDITURE	APPROPRIATIONS	FUND -
	ACTUAL EXPENDITURES 1971-1972	ACTUAL EXPENDITURES 1972-1973	ESTIMATES RECOMMENDED 1973-1974	ADOPTED BY THE BOARD OF SUPERVISORS 1973-1974	GENERAL OR OPERATING UNLESS OTHERWISE INDICATED
RECREATION AND PARK DISTRICTS					
SPRING VALLEY RECREATION AND PARK DISTRICT					
SERVICES AND SUPPLIES					
290 MAINTENANCE-STRUCTURES IMPROVE GROUNDS	\$	\$	612	\$ 11,200	\$ 11,200
315 PROFESSIONAL AND SPECIALIZED SERVICES	15,075	15,468	19,131	19,131	19,131
325 RENTS & LEASES-STRUCTURES IMPROVE GRNDS	4,250	4,250	4,250	4,250	4,250
340 SPECIAL DEPARTMENTAL EXPENSE	625		170	170	170
350 UTILITIES		766	2,400	2,400	2,400
TOTAL SERVICES AND SUPPLIES	\$ 19,950 *	\$ 21,096 *	\$ 37,151 *	\$ 37,151 *	\$ 37,151 *
OTHER CHARGES					
460 INTEREST ON NOTES AND WARRANTS	\$	\$		\$ 1,859	\$ 1,859
TOTAL OTHER CHARGES	\$ *	\$ *	\$ 1,859 *	\$ 1,859 *	\$ 1,859 *
FIXED ASSETS					
530 STRUCTURES AND IMPROVEMENTS	\$ 28,131	\$ 37,472	\$	\$	\$
TOTAL FIXED ASSETS	\$ 28,131 *	\$ 37,472 *	\$ *	\$ *	\$ *
CONTINGENCIES					
705 CONTINGENCY RESERVE	\$	\$	\$ 3,954	\$ 3,954	\$ 3,954
TOTAL CONTINGENCIES	\$ *	\$ *	\$ 3,954 *	\$ 3,954 *	\$ 3,954 *
TOTAL DISTRICT	\$ 48,081 *	\$ 58,568 *	\$ 42,964 *	\$ 42,964 *	\$ 42,964 *
TOTAL RECREATION AND PARK DISTRICTS	\$ 48,081 *	\$ 58,568 *	\$ 42,964 *	\$ 42,964 *	\$ 42,964 *

COUNTY OF SAN DIEGO FINAL BUDGET
1973-1974
SPECIAL DISTRICTS
GOVERNED THROUGH THE BOARD OF SUPERVISORS
EXPENDITURE DETAIL
SCHEDULE 13C

DISTRICT - EXPENDITURE CLASSIFICATION	ACTUAL EXPENDITURES 1971-1972	ACTUAL EXPENDITURES 1972-1973	EXPENDITURE ESTIMATES RECOMMENDED 1973-1974	APPROPRIATIONS ADOPTED BY THE BOARD OF SUPERVISORS 1973-1974	FUND - GENERAL OR OPERATING UNLESS OTHERWISE INDICATED
MAINTENANCE DISTRICTS					
RANCHO SANTA FE MAINTENANCE DISTRICT					
SALARIES AND EMPLOYEE BENEFITS					
101 SALARIES AND WAGES - PERMANENT	\$ 31,772	\$ 26,075	\$ 32,394	\$ 32,394	
160 RETIREMENT - GENERAL MEMBERS - C.E.R.S.		2,179	2,724	2,724	
165 RETIREMENT - O.A.S.D.I.		1,362	1,896	1,896	
170 EMPLOYEE GROUP INSURANCE		602	884	884	
175 EMPLOYEE COMPENSATION INSURANCE		4			
TOTAL SALARIES AND EMPLOYEE BENEFITS	\$ 31,772 *	\$ 30,222 *	\$ 37,898 *	\$ 37,898 *	
SERVICES AND SUPPLIES					
215 COMMUNICATIONS	\$ 164	\$ 72	\$ 1,250	\$ 1,250	
243 INSURANCE - WORKMEN'S COMPENSATION		1,229	1,250	1,250	
290 MAINTENANCE-STRUCTURES IMPROVE GROUNDS	9,283	7,388	5,000	5,000	
315 PROFESSIONAL AND SPECIALIZED SERVICES	84	2,400	3,500	3,500	
325 RENTS & LEASES-STRUCTURES IMPROVE GRNDS	2,400	2,400	2,400	2,400	
340 SPECIAL DEPARTMENTAL EXPENSE	2,626	2,645	2,400	2,400	
350 UTILITIES	694	640	1,300	1,300	
TOTAL SERVICES AND SUPPLIES	\$ 15,251 *	\$ 16,774 *	\$ 15,850 *	\$ 15,850 *	
FIXED ASSETS					
510 EQUIPMENT	\$	\$	\$ 3,000	\$ 3,000	
NO QUAN DESCRIPTION					
01 LOT MINOR EQUIPMENT			3,000	3,000	
TOTAL FIXED ASSETS	\$ *	\$ *	\$ 3,000 *	\$ 3,000 *	
CONTINGENCIES					
705 CONTINGENCY RESERVE	\$	\$	\$ 3,000	\$ 3,000	
TOTAL CONTINGENCIES	\$ *	\$ *	\$ 3,000 *	\$ 3,000 *	
TOTAL DISTRICT	\$ 47,023 *	\$ 46,996 *	\$ 59,748 *	\$ 59,748 *	
SAN DIEGO COUNTY DRAINAGE MAINTENANCE DISTRICT					
SERVICES AND SUPPLIES					
290 MAINTENANCE-STRUCTURES IMPROVE GROUNDS	\$ 1,754	\$ 1,683	\$ 10,700	\$ 10,700	

COUNTY OF SAN DIEGO FINAL BUDGET
1973-1974
SPECIAL DISTRICTS
GOVERNED THROUGH THE BOARD OF SUPERVISORS
EXPENDITURE DETAIL
SCHEDULE 13C

DISTRICT - EXPENDITURE CLASSIFICATION	EXPENDITURES		APPROPRIATIONS		FUND - GENERAL OR OPERATING UNLESS OTHERWISE INDICATED
	ACTUAL EXPENDITURES 1971-1972	ACTUAL EXPENDITURES 1972-1973	EXPENDITURE ESTIMATES RECOMMENDED 1973-1974	ADOPTED BY THE BOARD OF SUPERVISORS 1973-1974	
SAN DIEGO COUNTY DRAINAGE MAINTENANCE DISTRICT - CONTINUED					
315 PROFESSIONAL AND SPECIALIZED SERVICES	90		600	600	
TOTAL SERVICES AND SUPPLIES	\$ 1,844 *	\$ 1,683 *	\$ 11,300 *	\$ 11,300 *	
TOTAL DISTRICT	\$ 1,844 *	\$ 1,683 *	\$ 11,300 *	\$ 11,300 *	
WINTER GARDEN SEWER MAINTENANCE DISTRICT					
SERVICES AND SUPPLIES					
290 MAINTENANCE-STRUCTURES IMPROVE GROUNDS	\$ 53,157	\$ 51,620	\$ 17,300	\$ 17,300	
315 PROFESSIONAL AND SPECIALIZED SERVICES	2,216	1,049	3,650	3,650	
340 SPECIAL DEPARTMENTAL EXPENSE			63,200	63,200	
TOTAL SERVICES AND SUPPLIES	\$ 55,373 *	\$ 52,669 *	\$ 84,150 *	\$ 84,150 *	
FIXED ASSETS					
530 STRUCTURES AND IMPROVEMENTS	\$ 1,000	\$	\$	\$	
TOTAL FIXED ASSETS	\$ 1,000 *	\$ *	\$ *	\$ *	
CONTINGENCIES					
705 CONTINGENCY RESERVE	\$	\$	\$ 8,400	\$ 8,400	
TOTAL CONTINGENCIES	\$ *	\$ *	\$ 8,400 *	\$ 8,400 *	
TOTAL DISTRICT	\$ 56,373 *	\$ 52,669 *	\$ 92,550 *	\$ 92,550 *	
TOTAL MAINTENANCE DISTRICTS	\$ 105,240 *	\$ 101,348 *	\$ 163,598 *	\$ 163,598 *	

COUNTY OF SAN DIEGO FINAL BUDGET
 1973-1974
 SPECIAL DISTRICTS
 GOVERNED THROUGH THE BOARD OF SUPERVISORS
 EXPENDITURE DETAIL
 SCHEDULE 13C

DISTRICT - EXPENDITURE CLASSIFICATION	EXPENDITURES		APPROPRIATIONS		FUND - GENERAL OR OPERATING UNLESS OTHERWISE INDICATED
	ACTUAL EXPENDITURES 1971-1972	ACTUAL EXPENDITURES 1972-1973	EXPENDITURE ESTIMATES RECOMMENDED 1973-1974	ADOPTED BY THE BOARD OF SUPERVISORS 1973-1974	
COMMUNITY SERVICES DISTRICTS					
CARDIFF MARINA COMMUNITY SERVICES DISTRICT					
SERVICES AND SUPPLIES					
340 SPECIAL DEPARTMENTAL EXPENSE	\$ 50	\$ 50	\$ 4,400	\$ 4,400	
TOTAL SERVICES AND SUPPLIES	\$ 50 *	\$ 50 *	\$ 4,400 *	\$ 4,400 *	
TOTAL DISTRICT	\$ 50 *	\$ 50 *	\$ 4,400 *	\$ 4,400 *	
TOTAL COMMUNITY SERVICES DISTRICTS	\$ 50 *	\$ 50 *	\$ 4,400 *	\$ 4,400 *	

COUNTY OF SAN DIEGO FINAL BUDGET
 1973-1974
 SPECIAL DISTRICTS
 GOVERNED THROUGH THE BOARD OF SUPERVISORS
 EXPENDITURE DETAIL
 SCHEDULE 13C

DISTRICT - EXPENDITURE CLASSIFICATION	EXPENDITURES		APPROPRIATIONS		FUND - GENERAL OR OPERATING UNLESS OTHERWISE INDICATED
	ACTUAL EXPENDITURES 1971-1972	ACTUAL EXPENDITURES 1972-1973	EXPENDITURE ESTIMATES RECOMMENDED 1973-1974	ADOPTED BY THE BOARD OF SUPERVISORS 1973-1974	
COUNTY SERVICE AREA					
COUNTY SERVICE AREA NO. 1 - WHISPERING PALMS					
SERVICES AND SUPPLIES					
290 MAINTENANCE-STRUCTURES IMPROVE GROUNDS	\$ 8,874	\$ 15,573	\$ 17,375	\$ 17,375	
315 PROFESSIONAL AND SPECIALIZED SERVICES	15				
340 SPECIAL DEPARTMENTAL EXPENSE	5,273	34	822	822	
350 UTILITIES	4,974	5,251	6,200	6,200	
TOTAL SERVICES AND SUPPLIES	\$ 19,136 *	\$ 20,858 *	\$ 24,397 *	\$ 24,397 *	
CONTINGENCIES					
705 CONTINGENCY RESERVE	\$	\$	\$ 2,295	\$ 2,295	
TOTAL CONTINGENCIES	\$ *	\$ *	\$ 2,295 *	\$ 2,295 *	
TOTAL DISTRICT	\$ 19,136 *	\$ 20,858 *	\$ 26,692 *	\$ 26,692 *	
COUNTY SERVICE AREA NO. 2 - LA COSTA					
SERVICES AND SUPPLIES					
215 COMMUNICATIONS	\$ 1,180	\$ 477	\$	\$	
280 MAINTENANCE - EQUIPMENT - AUTOMOTIVE	4				
290 MAINTENANCE-STRUCTURES IMPROVE GROUNDS	1,003	16,407			
315 PROFESSIONAL AND SPECIALIZED SERVICES	85,518	27,979			
325 RENTS & LEASES-STRUCTURES IMPROVE GRNDS	11,361	4,650			
330 RENTS AND LEASES--EQUIPMENT	439				
340 SPECIAL DEPARTMENTAL EXPENSE	2,204	110,000			
350 UTILITIES	5,579	2,927			
TOTAL SERVICES AND SUPPLIES	\$ 107,288 *	\$ 162,440 *	\$ *	\$ *	
FIXED ASSETS					
510 EQUIPMENT	\$ 7,948	\$	\$	\$	
TOTAL FIXED ASSETS	\$ 7,948 *	\$ *	\$ *	\$ *	
TOTAL DISTRICT	\$ 115,236 *	\$ 162,440 *	\$ *	\$ *	

COUNTY OF SAN DIEGO FINAL BUDGET
 1973-1974
 SPECIAL DISTRICTS
 GOVERNED THROUGH THE BOARD OF SUPERVISORS
 EXPENDITURE DETAIL
 SCHEDULE 13C

DISTRICT - EXPENDITURE CLASSIFICATION	EXPENDITURES		APPROPRIATIONS		FUND - GENERAL OR OPERATING UNLESS OTHERWISE INDICATED
	ACTUAL EXPENDITURES 1971-1972	ACTUAL EXPENDITURES 1972-1973	EXPENDITURE ESTIMATES RECOMMENDED 1973-1974	ADOPTED BY THE BOARD OF SUPERVISORS 1973-1974	
COUNTY SERVICE AREA NO. 4 MAJESTIC PINES ZONES A,B,C&D					
SERVICES AND SUPPLIES					
290 MAINTENANCE-STRUCTURES IMPROVE GROUNDS	\$ 22,319	\$ 16,011	\$ 25,932	\$ 25,932	
305 MISCELLANEOUS EXPENSE	150-	150			
315 PROFESSIONAL AND SPECIALIZED SERVICES	240	4,793			
340 SPECIAL DEPARTMENTAL EXPENSE	16,478	100			
TOTAL SERVICES AND SUPPLIES	\$ 38,887 *	\$ 21,054 *	\$ 25,932 *	\$ 25,932 *	
OTHER CHARGES					
455 BOND REDEMPTIONS	\$	\$	\$ 3,000	\$	MAJESTIC PINES - DEBT SERVICE
456 INTEREST ON BONDS			21,900	10,950	MAJESTIC PINES - DEBT SERVICE
460 INTEREST ON NOTES AND WARRANTS	2,924	1,840	1,327	1,327	
TOTAL OTHER CHARGES	\$ 2,924 *	\$ 1,840 *	\$ 26,227 *	\$ 12,277 *	
EXPENDITURE TRANSFERS AND REIMBURSEMENTS					
605 REIMBURSED PROJECTS	\$ 2,500-	\$	\$	\$	
TOTAL EXPENDITURE TRANSFERS AND REIMBURSEMENTS	\$ 2,500-*	\$ *	\$ *	\$ *	
CONTINGENCIES					
705 CONTINGENCY RESERVE	\$	\$	\$ 1,400	\$ 1,400	
TOTAL CONTINGENCIES	\$ *	\$ *	\$ 1,400 *	\$ 1,400 *	
TOTAL DISTRICT	\$ 39,311 *	\$ 22,894 *	\$ 53,559 *	\$ 39,609 *	
COUNTY SERVICE AREA NO 5 - HIGH VALLEY					
SERVICES AND SUPPLIES					
290 MAINTENANCE-STRUCTURES IMPROVE GROUNDS	\$ 1,592	\$ 3,974	\$ 1,630	\$ 1,630	
315 PROFESSIONAL AND SPECIALIZED SERVICES	1				
340 SPECIAL DEPARTMENTAL EXPENSE	1,191		130	130	
TOTAL SERVICES AND SUPPLIES	\$ 2,784 *	\$ 3,974 *	\$ 1,760 *	\$ 1,760 *	
CONTINGENCIES					
705 CONTINGENCY RESERVE	\$	\$	\$ 150	\$ 150	
TOTAL CONTINGENCIES	\$ *	\$ *	\$ 150 *	\$ 150 *	
TOTAL DISTRICT	\$ 2,784 *	\$ 3,974 *	\$ 1,910 *	\$ 1,910 *	

COUNTY OF SAN DIEGO FINAL BUDGET
1973-1974
SPECIAL DISTRICTS
GOVERNED THROUGH THE BOARD OF SUPERVISORS
EXPENDITURE DETAIL
SCHEDULE 13C

DISTRICT - EXPENDITURE CLASSIFICATION	EXPENDITURES		APPROPRIATIONS		FUND - GENERAL OR OPERATING UNLESS OTHERWISE INDICATED
	ACTUAL EXPENDITURES 1971-1972	ACTUAL EXPENDITURES 1972-1973	EXPENDITURE ESTIMATES RECOMMENDED 1973-1974	ADOPTED BY THE BOARD OF SUPERVISORS 1973-1974	
COUNTY SERVICE AREA NO. 6 - PAUMA VALLEY					
SERVICES AND SUPPLIES					
290 MAINTENANCE-STRUCTURES IMPROVE GROUNDS	\$ 4,025	\$ 8,874	\$ 8,440	\$ 8,440	
315 PROFESSIONAL AND SPECIALIZED SERVICES	3				
340 SPECIAL DEPARTMENTAL EXPENSE	536		710	710	
TOTAL SERVICES AND SUPPLIES	\$ 4,564 *	\$ 8,874 *	\$ 9,150 *	\$ 9,150 *	
CONTINGENCIES					
705 CONTINGENCY RESERVE	\$	\$	\$ 800	\$ 800	
TOTAL CONTINGENCIES	\$ *	\$ *	\$ 800 *	\$ 800 *	
TOTAL DISTRICT	\$ 4,564 *	\$ 8,874 *	\$ 9,950 *	\$ 9,950 *	
COUNTY SERVICE AREA NO. 7 - RAINBOW VALLEY					
SALARIES AND EMPLOYEE BENEFITS					
175 EMPLOYEE COMPENSATION INSURANCE	\$ 364	\$ 390	\$	\$	
TOTAL SALARIES AND EMPLOYEE BENEFITS	\$ 364 *	\$ 390 *	\$ *	\$ *	
SERVICES AND SUPPLIES					
215 COMMUNICATIONS	\$ 400	\$ 221	\$	\$	
243 INSURANCE - WORKMEN'S COMPENSATION		94	615	615	
280 MAINTENANCE - EQUIPMENT - AUTOMOTIVE	422	1,062	800	800	
285 MAINTENANCE - EQUIPMENT OFFICE AND OTHR		460			
290 MAINTENANCE-STRUCTURES IMPROVE GROUNDS	897	188			
315 PROFESSIONAL AND SPECIALIZED SERVICES	47				
325 RENTS & LEASES-STRUCTURES IMPROVE GRNDS		925	850	850	
340 SPECIAL DEPARTMENTAL EXPENSE	583	664	1,500	1,500	
350 UTILITIES	160	142	456	456	
TOTAL SERVICES AND SUPPLIES	\$ 2,509 *	\$ 3,756 *	\$ 4,221 *	\$ 4,221 *	
OTHER CHARGES					
460 INTEREST ON NOTES AND WARRANTS	\$	\$	\$ 79	\$ 79	
TOTAL OTHER CHARGES	\$ *	\$ *	\$ 79 *	\$ 79 *	
FIXED ASSETS					
510-EQUIPMENT	\$ 3,568	\$ 861	\$ 600	\$ 600	

COUNTY OF SAN DIEGO FINAL BUDGET
1973-1974
SPECIAL DISTRICTS
GOVERNED THROUGH THE BOARD OF SUPERVISORS
EXPENDITURE DETAIL
SCHEDULE 13C

DISTRICT - EXPENDITURE CLASSIFICATION	EXPENDITURES		APPROPRIATIONS		FUND - GENERAL OR OPERATING UNLESS OTHERWISE INDICATED			
	ACTUAL EXPENDITURES 1971-1972	ACTUAL EXPENDITURES 1972-1973	EXPENDITURE ESTIMATES RECOMMENDED 1973-1974	ADOPTED BY THE BOARD OF SUPERVISORS 1973-1974				
COUNTY SERVICE AREA NO. 7 - RAINBOW VALLEY - CONTINUED								
NO 01	QUAN LOT	DESCRIPTION FIRE FIGHTING EQUIPMENT		600	600			
TOTAL FIXED ASSETS	\$	3,568 *	\$	861 *	\$	600 *	\$	600 *
CONTINGENCIES								
705 CONTINGENCY RESERVE	\$		\$		\$	200	\$	200
TOTAL CONTINGENCIES	\$	*	\$	*	\$	200 *	\$	200 *
TOTAL DISTRICT	\$	6,441 *	\$	5,007 *	\$	5,100 *	\$	5,100 *
COUNTY SERVICE AREA NO 8 - MAGEE ROAD								
SERVICES AND SUPPLIES								
290 MAINTENANCE-STRUCTURES IMPROVE GROUNDS	\$	3,064	\$	2,835	\$	3,320	\$	3,320
340 SPECIAL DEPARTMENTAL EXPENSE		330				270		270
TOTAL SERVICES AND SUPPLIES	\$	3,394 *	\$	2,835 *	\$	3,590 *	\$	3,590 *
OTHER CHARGES								
460 INTEREST ON NOTES AND WARRANTS	\$		\$	116	\$		\$	
TOTAL OTHER CHARGES	\$	*	\$	116 *	\$	*	\$	*
CONTINGENCIES								
705 CONTINGENCY RESERVE	\$		\$		\$	310	\$	310
TOTAL CONTINGENCIES	\$	*	\$	*	\$	310 *	\$	310 *
TOTAL DISTRICT	\$	3,394 *	\$	2,951 *	\$	3,900 *	\$	3,900 *
COUNTY SERVICE AREA NO. 9 SANTA FE								
COUNTY SERVICE AREA NO 9 - SANTA FE ZONE A								
SERVICES AND SUPPLIES								
290 MAINTENANCE-STRUCTURES IMPROVE GROUNDS	\$	807	\$		\$		\$	

COUNTY OF SAN DIEGO FINAL BUDGET
1973-1974
SPECIAL DISTRICTS
GOVERNED THROUGH THE BOARD OF SUPERVISORS
EXPENDITURE DETAIL
SCHEDULE 13C

DISTRICT - EXPENDITURE CLASSIFICATION	EXPENDITURES		APPROPRIATIONS		FUND - GENERAL OR OPERATING UNLESS OTHERWISE INDICATED
	ACTUAL EXPENDITURES 1971-1972	ACTUAL EXPENDITURES 1972-1973	EXPENDITURE ESTIMATES RECOMMENDED 1973-1974	ADOPTED BY THE BOARD OF SUPERVISORS 1973-1974	
COUNTY SERVICE AREA NO. 9 - SANTA FE - CONTINUED					
315 PROFESSIONAL AND SPECIALIZED SERVICES		4			
340 SPECIAL DEPARTMENTAL EXPENSE	1,234		174	174	
350 UTILITIES	1,114	984	1,270	1,270	
TOTAL SERVICES AND SUPPLIES	\$ 3,159 *	\$ 984 *	\$ 1,444 *	\$ 1,444 *	
CONTINGENCIES					
705 CONTINGENCY RESERVE	\$	\$	\$ 127	\$ 127	
TOTAL CONTINGENCIES	\$ *	\$ *	\$ 127 *	\$ 127 *	
TOTAL	\$ 3,159	\$ 984	\$ 1,571	\$ 1,571	
COUNTY SERVICE AREA NO 9 - SANTA FE ZONE B					
SERVICES AND SUPPLIES					
290 MAINTENANCE-STRUCTURES IMPROVE GROUNDS	\$ 685	\$ 1,343	\$ 928	\$ 928	
340 SPECIAL DEPARTMENTAL EXPENSE	74		87	87	
350 UTILITIES	85	90	100	100	
TOTAL SERVICES AND SUPPLIES	\$ 844 *	\$ 1,433 *	\$ 1,115 *	\$ 1,115 *	
OTHER CHARGES					
460 INTEREST ON NOTES AND WARRANTS	\$ 8	\$	\$	\$	
TOTAL OTHER CHARGES	\$ 8 *	\$ *	\$ *	\$ *	
CONTINGENCIES					
705 CONTINGENCY RESERVE	\$	\$	\$ 97	\$ 97	
TOTAL CONTINGENCIES	\$ *	\$ *	\$ 97 *	\$ 97 *	
TOTAL	\$ 852	\$ 1,433	\$ 1,212	\$ 1,212	
COUNTY SERVICE AREA NO 9 - SANTA FE ZONE C					
SERVICES AND SUPPLIES					
290 MAINTENANCE-STRUCTURES IMPROVE GROUNDS	\$ 732	\$ 104	\$	\$	
315 PROFESSIONAL AND SPECIALIZED SERVICES	8				

COUNTY OF SAN DIEGO FINAL BUDGET
 1973-1974
 SPECIAL DISTRICTS
 GOVERNED THROUGH THE BOARD OF SUPERVISORS
 EXPENDITURE DETAIL
 SCHEDULE 13C

DISTRICT - EXPENDITURE CLASSIFICATION	ACTUAL EXPENDITURES 1971-1972	ACTUAL EXPENDITURES 1972-1973	EXPENDITURE ESTIMATES RECOMMENDED 1973-1974	APPROPRIATIONS ADOPTED BY THE BOARD OF SUPERVISORS 1973-1974	FUND - GENERAL OR OPERATING UNLESS OTHERWISE INDICATED
COUNTY SERVICE AREA NO. 9 SANTA FE - CONTINUED					
340 SPECIAL DEPARTMENTAL EXPENSE			713	713	
350 UTILITIES	3,682	3,921	4,505	4,505	
TOTAL SERVICES AND SUPPLIES	\$ 4,422 *	\$ 4,025 *	\$ 5,218 *	\$ 5,218 *	
OTHER CHARGES					
460 INTEREST ON NOTES AND WARRANTS	\$ 460	\$ 230		\$	
TOTAL OTHER CHARGES	\$ 460 *	\$ 230 *		\$ *	*
CONTINGENCIES					
705 CONTINGENCY RESERVE	\$	\$	\$ 450	\$ 450	
TOTAL CONTINGENCIES	\$ *	\$ *	\$ 450 *	\$ 450 *	
TOTAL	\$ 4,882	\$ 4,255	\$ 5,668	\$ 5,668	
TOTAL DISTRICT	\$ 8,893 *	\$ 6,672 *	\$ 8,451 *	\$ 8,451 *	
COUNTY SERVICE AREA NO. 10 - DAVIS DRIVE					
SERVICES AND SUPPLIES					
290 MAINTENANCE-STRUCTURES IMPROVE GROUNDS	\$ 355	\$ 442	\$ 870	\$ 870	
340 SPECIAL DEPARTMENTAL EXPENSE			70	70	
TOTAL SERVICES AND SUPPLIES	\$ 355 *	\$ 442 *	\$ 940 *	\$ 940 *	
OTHER CHARGES					
460 INTEREST ON NOTES AND WARRANTS	\$ 131			\$	
TOTAL OTHER CHARGES	\$ 131 *			\$ *	*
CONTINGENCIES					
705 CONTINGENCY RESERVE	\$	\$	\$ 80	\$ 80	
TOTAL CONTINGENCIES	\$ *	\$ *	\$ 80 *	\$ 80 *	
TOTAL DISTRICT	\$ 486 *	\$ 442 *	\$ 1,020 *	\$ 1,020 *	

COUNTY OF SAN DIEGO FINAL BUDGET
1973-1974
SPECIAL DISTRICTS
GOVERNED THROUGH THE BOARD OF SUPERVISORS
EXPENDITURE DETAIL
SCHEDULE 13C

DISTRICT - EXPENDITURE CLASSIFICATION	EXPENDITURES		APPROPRIATIONS		FUND - GENERAL OR OPERATING UNLESS OTHERWISE INDICATED
	ACTUAL EXPENDITURES 1971-1972	ACTUAL EXPENDITURES 1972-1973	EXPENDITURE ESTIMATES RECOMMENDED 1973-1974	ADOPTED BY THE BOARD OF SUPERVISORS 1973-1974	
COUNTY SERVICE AREA NO. 11 BERNARDO ROAD					
COUNTY SERVICE AREA NO 11 - BERNARDO ROAD ZONE A					
SERVICES AND SUPPLIES					
290 MAINTENANCE-STRUCTURES IMPROVE GROUNDS	\$ 205	\$ 642	\$ 1,520	\$ 1,520	
315 PROFESSIONAL AND SPECIALIZED SERVICES	16				
340 SPECIAL DEPARTMENTAL EXPENSE			120	120	
TOTAL SERVICES AND SUPPLIES	\$ 221 *	\$ 642 *	\$ 1,640 *	\$ 1,640 *	
OTHER CHARGES					
460 INTEREST ON NOTES AND WARRANTS	\$ 307	\$	\$	\$	
TOTAL OTHER CHARGES	\$ 307 *	\$ *	\$ *	\$ *	
CONTINGENCIES					
705 CONTINGENCY RESERVE	\$	\$	\$ 140	\$ 140	
TOTAL CONTINGENCIES	\$ *	\$ *	\$ 140 *	\$ 140 *	
TOTAL	\$ 528	\$ 642	\$ 1,780	\$ 1,780	
COUNTY SERVICE AREA NO 11 - BERNARDO ROAD ZONE B					
SERVICES AND SUPPLIES					
290 MAINTENANCE-STRUCTURES IMPROVE GROUNDS	\$ 645	\$ 347	\$ 1,100	\$ 1,100	
315 PROFESSIONAL AND SPECIALIZED SERVICES	1				
340 SPECIAL DEPARTMENTAL EXPENSE			90	90	
TOTAL SERVICES AND SUPPLIES	\$ 646 *	\$ 347 *	\$ 1,190 *	\$ 1,190 *	
OTHER CHARGES					
460 INTEREST ON NOTES AND WARRANTS	\$ 261	\$	\$	\$	
TOTAL OTHER CHARGES	\$ 261 *	\$ *	\$ *	\$ *	
CONTINGENCIES					
705 CONTINGENCY RESERVE	\$	\$	\$ 100	\$ 100	
TOTAL CONTINGENCIES	\$ *	\$ *	\$ 100 *	\$ 100 *	
TOTAL	\$ 907	\$ 347	\$ 1,290	\$ 1,290	

COUNTY OF SAN DIEGO FINAL BUDGET
 1973-1974
 SPECIAL DISTRICTS
 GOVERNED THROUGH THE BOARD OF SUPERVISORS
 EXPENDITURE DETAIL
 SCHEDULE 13C

DISTRICT - EXPENDITURE CLASSIFICATION	EXPENDITURES		APPROPRIATIONS		FUND -
	ACTUAL EXPENDITURES 1971-1972	ACTUAL EXPENDITURES 1972-1973	EXPENDITURE ESTIMATES RECOMMENDED 1973-1974	ADOPTED BY THE BOARD OF SUPERVISORS 1973-1974	GENERAL OR OPERATING UNLESS OTHERWISE INDICATED
COUNTY SERVICE AREA NO. 11 BERNARDO ROAD - CONTINUED					
COUNTY SERVICE AREA NO 11 - BERNARDO ROAD ZONE C					
SERVICES AND SUPPLIES					
290 MAINTENANCE-STRUCTURES IMPROVE GROUNDS	\$ 84	\$ 1,240	\$ 1,040	\$ 1,040	
340 SPECIAL DEPARTMENTAL EXPENSE	15		80	80	
TOTAL SERVICES AND SUPPLIES	\$ 99 *	\$ 1,240 *	\$ 1,120 *	\$ 1,120 *	
OTHER CHARGES					
460 INTEREST ON NOTES AND WARRANTS	\$ 878	\$ 319	\$ 160	\$ 160	
TOTAL OTHER CHARGES	\$ 878 *	\$ 319 *	\$ 160 *	\$ 160 *	
CONTINGENCIES					
705 CONTINGENCY RESERVE	\$	\$	\$ 100	\$ 100	
TOTAL CONTINGENCIES	\$ *	\$ *	\$ 100 *	\$ 100 *	
TOTAL	\$ 977	\$ 1,559	\$ 1,380	\$ 1,380	
COUNTY SERVICE AREA NO 11 - BERNARDO ROAD ZONE D					
SERVICES AND SUPPLIES					
290 MAINTENANCE-STRUCTURES IMPROVE GROUNDS	\$ 321	\$ 119	\$ 720	\$ 720	
315 PROFESSIONAL AND SPECIALIZED SERVICES	4				
340 SPECIAL DEPARTMENTAL EXPENSE	15		60	60	
TOTAL SERVICES AND SUPPLIES	\$ 340 *	\$ 119 *	\$ 780 *	\$ 780 *	
OTHER CHARGES					
460 INTEREST ON NOTES AND WARRANTS	\$ 277	\$ 160	\$ 80	\$ 80	
TOTAL OTHER CHARGES	\$ 277 *	\$ 160 *	\$ 80 *	\$ 80 *	
CONTINGENCIES					
705 CONTINGENCY RESERVE	\$	\$	\$ 70	\$ 70	
TOTAL CONTINGENCIES	\$ *	\$ *	\$ 70 *	\$ 70 *	
TOTAL	\$ 617	\$ 279	\$ 930	\$ 930	
TOTAL DISTRICT	\$ 3,029 *	\$ 2,827 *	\$ 5,380 *	\$ 5,380 *	

COUNTY OF SAN DIEGO FINAL BUDGET
 1973-1974
 SPECIAL DISTRICTS
 GOVERNED THROUGH THE BOARD OF SUPERVISORS
 EXPENDITURE DETAIL
 SCHEDULE 13C

DISTRICT - EXPENDITURE CLASSIFICATION	EXPENDITURES		APPROPRIATIONS		FUND - GENERAL OR OPERATING UNLESS OTHERWISE INDICATED
	ACTUAL EXPENDITURES 1971-1972	ACTUAL EXPENDITURES 1972-1973	EXPENDITURE ESTIMATES RECOMMENDED 1973-1974	ADOPTED BY THE BOARD OF SUPERVISORS 1973-1974	
COUNTY SERVICE AREA NO 12 - LOMAIR					
SERVICES AND SUPPLIES					
290 MAINTENANCE-STRUCTURES IMPROVE GROUNDS	\$	\$	1,065	\$ 2,480	\$ 2,480
340 SPECIAL DEPARTMENTAL EXPENSE				200	200
TOTAL SERVICES AND SUPPLIES	\$	* \$	1,065 *	\$ 2,680 *	\$ 2,680 *
OTHER CHARGES					
460 INTEREST ON NOTES AND WARRANTS	\$	\$	86	\$	\$
TOTAL OTHER CHARGES	\$	* \$	86 *	* \$	* \$
CONTINGENCIES					
705 CONTINGENCY RESERVE	\$	\$		230	230
TOTAL CONTINGENCIES	\$	* \$		230 *	230 *
TOTAL DISTRICT	\$	* \$	1,065 *	\$ 2,910 *	\$ 2,910 *
COUNTY SERVICE AREA NO 13 - PALA MESA ZONE A					
SERVICES AND SUPPLIES					
290 MAINTENANCE-STRUCTURES IMPROVE GROUNDS	\$	\$	5,661	\$ 6,560	\$ 6,560
315 PROFESSIONAL AND SPECIALIZED SERVICES			5		
340 SPECIAL DEPARTMENTAL EXPENSE			7,126	540	540
TOTAL SERVICES AND SUPPLIES	\$	* \$	12,792 *	\$ 7,100 *	\$ 7,100 *
OTHER CHARGES					
460 INTEREST ON NOTES AND WARRANTS	\$	\$	314	\$	\$
TOTAL OTHER CHARGES	\$	* \$	314 *	* \$	* \$
CONTINGENCIES					
705 CONTINGENCY RESERVE	\$	\$		620	620
TOTAL CONTINGENCIES	\$	* \$		620 *	620 *
TOTAL	\$	* \$	13,106 *	\$ 7,720 *	\$ 7,720 *

COUNTY OF SAN DIEGO FINAL BUDGET
 1973-1974
 SPECIAL DISTRICTS
 GOVERNED THROUGH THE BOARD OF SUPERVISORS
 EXPENDITURE DETAIL
 SCHEDULE 13C

DISTRICT - EXPENDITURE CLASSIFICATION	EXPENDITURES		APPROPRIATIONS		FUND - GENERAL OR OPERATING UNLESS OTHERWISE INDICATED
	ACTUAL EXPENDITURES 1971-1972	ACTUAL EXPENDITURES 1972-1973	EXPENDITURE ESTIMATES RECOMMENDED 1973-1974	ADOPTED BY THE BOARD OF SUPERVISORS 1973-1974	
COUNTY SERVICE AREA NO 13 - PALA MESA ZONE A - CONTINUED					
COUNTY SERVICE AREA NO 13 - PALA MESA ZONE B					
SERVICES AND SUPPLIES					
290 MAINTENANCE-STRUCTURES IMPROVE GROUNDS	\$ 474	\$ 5,026	\$ 3,840	\$ 3,840	
315 PROFESSIONAL AND SPECIALIZED SERVICES	4				
340 SPECIAL DEPARTMENTAL EXPENSE			310	310	
TOTAL SERVICES AND SUPPLIES	\$ 478 *	\$ 5,026 *	\$ 4,150 *	\$ 4,150 *	
CONTINGENCIES					
705 CONTINGENCY RESERVE	\$	\$	\$ 360	\$ 360	
TOTAL CONTINGENCIES	\$ *	\$ *	\$ 360 *	\$ 360 *	
TOTAL	\$ 478	\$ 5,026	\$ 4,510	\$ 4,510	
TOTAL DISTRICT	\$ 13,584 *	\$ 19,102 *	\$ 12,230 *	\$ 12,230 *	
COUNTY SERVICE AREA NO 14 - RANCHO DIEGO					
SERVICES AND SUPPLIES					
290 MAINTENANCE-STRUCTURES IMPROVE GROUNDS	\$ 1,410	\$ 645	\$ 1,720	\$ 1,720	
315 PROFESSIONAL AND SPECIALIZED SERVICES	10				
340 SPECIAL DEPARTMENTAL EXPENSE	9,770		140	140	
TOTAL SERVICES AND SUPPLIES	\$ 11,190 *	\$ 645 *	\$ 1,860 *	\$ 1,860 *	
OTHER CHARGES					
460 INTEREST ON NOTES AND WARRANTS	\$ 739	\$ 449	\$ 225	\$ 225	
TOTAL OTHER CHARGES	\$ 739 *	\$ 449 *	\$ 225 *	\$ 225 *	
CONTINGENCIES					
705 CONTINGENCY RESERVE	\$	\$	\$ 160	\$ 160	
TOTAL CONTINGENCIES	\$ *	\$ *	\$ 160 *	\$ 160 *	
TOTAL DISTRICT	\$ 11,929 *	\$ 1,094 *	\$ 2,245 *	\$ 2,245 *	

COUNTY OF SAN DIEGO FINAL BUDGET
 1973-1974
 SPECIAL DISTRICTS
 GOVERNED THROUGH THE BOARD OF SUPERVISORS
 EXPENDITURE DETAIL
 SCHEDULE 13C

DISTRICT - EXPENDITURE CLASSIFICATION	EXPENDITURES		APPROPRIATIONS		FUND - GENERAL OR OPERATING UNLESS OTHERWISE INDICATED
	ACTUAL EXPENDITURES 1971-1972	ACTUAL EXPENDITURES 1972-1973	EXPENDITURE ESTIMATES RECOMMENDED 1973-1974	ADOPTED BY THE BOARD OF SUPERVISORS 1973-1974	
COUNTY SERVICE AREA NO 15 - VIA PUERTA DEL SOL					
SERVICES AND SUPPLIES					
340 SPECIAL DEPARTMENTAL EXPENSE	\$ 11,518	\$	\$	\$	
TOTAL SERVICES AND SUPPLIES	\$ 11,518 *	\$	* \$	* \$	*
OTHER CHARGES					
460 INTEREST ON NOTES AND WARRANTS	\$ 634	\$ 317	\$	\$	
TOTAL OTHER CHARGES	\$ 634 *	\$ 317 *	* \$	* \$	*
TOTAL DISTRICT	\$ 12,152 *	\$ 317 *	* \$	* \$	*
COUNTY SERVICE AREA NO 16 - WYNOLA					
SERVICES AND SUPPLIES					
290 MAINTENANCE-STRUCTURES IMPROVE GROUNDS	\$ 227	\$ 754	\$ 4,795	\$ 4,795	
315 PROFESSIONAL AND SPECIALIZED SERVICES	2				
340 SPECIAL DEPARTMENTAL EXPENSE	284		424	424	
350 UTILITIES	58	76	80	80	
TOTAL SERVICES AND SUPPLIES	\$ 571 *	\$ 830 *	\$ 5,299 *	\$ 5,299 *	*
CONTINGENCIES					
705 CONTINGENCY RESERVE	\$	\$	\$ 460	\$ 460	
TOTAL CONTINGENCIES	\$ *	\$ *	* \$ 460	* \$ 460	*
TOTAL DISTRICT	\$ 571 *	\$ 830 *	* \$ 5,759	* \$ 5,759	*
COUNTY SERVICE AREA NO 17 - SAN DIEGUITO					
SALARIES AND EMPLOYEE BENEFITS					
101 SALARIES AND WAGES - PERMANENT	\$ 50,553	\$ 63,907	\$ 70,374	\$ 70,374	
160 RETIREMENT - GENERAL MEMBERS - C.E.R.S.	4,351	5,290	4,942	4,942	
165 RETIREMENT - O.A.S.D.I.	2,521	3,459	3,437	3,437	
170 EMPLOYEE GROUP INSURANCE	886	1,296	1,547	1,547	
175 EMPLOYEE COMPENSATION-INSURANCE	1,606	2,010			
TOTAL SALARIES AND EMPLOYEE BENEFITS	\$ 59,917 *	\$ 75,962 *	* \$ 80,300	* \$ 80,300	*

COUNTY OF SAN DIEGO FINAL BUDGET
1973-1974
SPECIAL DISTRICTS
GOVERNED THROUGH THE BOARD OF SUPERVISORS
EXPENDITURE DETAIL
SCHEDULE 13C

DISTRICT - EXPENDITURE CLASSIFICATION	ACTUAL EXPENDITURES 1971-1972	ACTUAL EXPENDITURES 1972-1973	EXPENDITURE ESTIMATES RECOMMENDED 1973-1974	APPROPRIATIONS ADOPTED BY THE BOARD OF SUPERVISORS 1973-1974	FUND - GENERAL OR OPERATING UNLESS OTHERWISE INDICATED
COUNTY SERVICE AREA NO 17 - SAN DIEGUITO - CONTINUED					
SERVICES AND SUPPLIES					
215 COMMUNICATIONS	\$ 526	\$ 578	\$ 200	\$ 200	
230 HOUSEHOLD EXPENSE	747	683	1,000	1,000	
243 INSURANCE - WORKMEN'S COMPENSATION			2,200	2,200	
280 MAINTENANCE - EQUIPMENT - AUTOMOTIVE	116		2,000	4,000	
290 MAINTENANCE-STRUCTURES IMPROVE GROUNDS	6,076	256			
295 MEDICAL, DENTAL AND LABORATORY SUPPLIES			4,000	4,000	
310 OFFICE EXPENSE	246				
315 PROFESSIONAL AND SPECIALIZED SERVICES	392	56			
325 RENTS & LEASES-STRUCTURES IMPROVE GRNDS			2,400	2,400	
330 RENTS AND LEASES - EQUIPMENT	622				
340 SPECIAL DEPARTMENTAL EXPENSE	389	4,708	2,800	2,800	
TOTAL SERVICES AND SUPPLIES	\$ 9,114 *	\$ 6,281 *	\$ 14,600 *	\$ 16,600 *	
OTHER CHARGES					
460 INTEREST ON NOTES AND WARRANTS	\$ 3,671	\$ 2,034	\$ 396	\$ 396	
TOTAL OTHER CHARGES	\$ 3,671 *	\$ 2,034 *	\$ 396 *	\$ 396 *	
FIXED ASSETS					
510 EQUIPMENT	\$	\$ 1,722	\$ 10,000	\$ 10,000	
NO QUAN DESCRIPTION					
01 LOT AMBULANCE WITH EQUIPMENT			10,000	10,000	
TOTAL FIXED ASSETS	\$ *	\$ 1,722 *	\$ 10,000 *	\$ 10,000 *	
CONTINGENCIES					
705 CONTINGENCY RESERVE	\$	\$	\$ 500	\$ 500	
TOTAL CONTINGENCIES	\$ *	\$ *	\$ 500 *	\$ 500 *	
TOTAL DISTRICT	\$ 72,702 *	\$ 85,999 *	\$ 105,796 *	\$ 107,796 *	
COUNTY SERVICE AREA NO 18 - HARRISON PARK					
SERVICES AND SUPPLIES					
290 MAINTENANCE-STRUCTURES IMPROVE GROUNDS	\$ 3,446	\$ 4,799	\$ 3,298	\$ 3,298	
315 PROFESSIONAL AND SPECIALIZED SERVICES	3		200	200	

COUNTY OF SAN DIEGO FINAL BUDGET
 1973-1974
 SPECIAL DISTRICTS
 GOVERNED THROUGH THE BOARD OF SUPERVISORS
 EXPENDITURE DETAIL
 SCHEDULE 13C

DISTRICT - EXPENDITURE CLASSIFICATION	EXPENDITURES		APPROPRIATIONS		FUND - GENERAL OR OPERATING UNLESS OTHERWISE INDICATED
	ACTUAL EXPENDITURES 1971-1972	ACTUAL EXPENDITURES 1972-1973	EXPENDITURE ESTIMATES RECOMMENDED 1973-1974	ADOPTED BY THE BOARD OF SUPERVISORS 1973-1974	
COUNTY SERVICE AREA NO 18 - HARRISON PARK - CONTINUED					
340 SPECIAL DEPARTMENTAL EXPENSE	446	65	330		330
TOTAL SERVICES AND SUPPLIES	\$ 3,895 *	\$ 4,864 *	\$ 3,828 *	\$	3,828 *
OTHER CHARGES					
460 INTEREST ON NOTES AND WARRANTS	\$ 360	\$ 631	\$ 380	\$	380
TOTAL OTHER CHARGES	\$ 360 *	\$ 631 *	\$ 380 *	\$	380 *
CONTINGENCIES					
705 CONTINGENCY RESERVE	\$	\$	\$ 330	\$	330
TOTAL CONTINGENCIES	\$ *	\$ *	\$ 330 *	\$	330 *
TOTAL	\$ 4,255	\$ 5,495	\$ 4,538	\$	4,538
COUNTY SERVICE AREA NO 18 - HARRISON PARK - ZONE A					
SERVICES AND SUPPLIES					
290 MAINTENANCE-STRUCTURES IMPROVE GROUNDS	\$ 165	\$	\$	\$	
315 PROFESSIONAL AND SPECIALIZED SERVICES	7,100				
TOTAL SERVICES AND SUPPLIES	\$ 7,265 *	\$ *	\$ *	\$ *	*
OTHER CHARGES					
460 INTEREST ON NOTES AND WARRANTS	\$ 327	\$ 434	\$ 217	\$	217
TOTAL OTHER CHARGES	\$ 327 *	\$ 434 *	\$ 217 *	\$	217 *
TOTAL	\$ 7,592	\$ 434	\$ 217	\$	217
TOTAL DISTRICT	\$ 11,847 *	\$ 5,929 *	\$ 4,755 *	\$	4,755 *
COUNTY SERVICE AREA NO 20 - DAILY ROAD					
SERVICES AND SUPPLIES					
290 MAINTENANCE-STRUCTURES IMPROVE GROUNDS	\$ 4,072	\$ 4,813	\$ 5,860	\$	5,860
315 PROFESSIONAL AND SPECIALIZED SERVICES	6				

COUNTY OF SAN DIEGO FINAL BUDGET
 1973-1974
 SPECIAL DISTRICTS
 GOVERNED THROUGH THE BOARD OF SUPERVISORS
 EXPENDITURE DETAIL
 SCHEDULE 13C

DISTRICT - EXPENDITURE CLASSIFICATION	EXPENDITURES		APPROPRIATIONS		FUND - GENERAL OR OPERATING UNLESS OTHERWISE INDICATED
	ACTUAL EXPENDITURES 1971-1972	ACTUAL EXPENDITURES 1972-1973	EXPENDITURE ESTIMATES RECOMMENDED 1973-1974	ADOPTED BY THE BOARD OF SUPERVISORS 1973-1974	
COUNTY SERVICE AREA NO 20 - DAILY ROAD - CONTINUED					
340 SPECIAL DEPARTMENTAL EXPENSE	757		480	480	
350 UTILITIES		184	440	440	
TOTAL SERVICES AND SUPPLIES	\$ 4,835 *	\$ 4,997 *	\$ 6,780 *	\$ 6,780 *	
OTHER CHARGES					
460 INTEREST ON NOTES AND WARRANTS	\$ 411	\$ 238	\$ 119	\$ 119	
TOTAL OTHER CHARGES	\$ 411 *	\$ 238 *	\$ 119 *	\$ 119 *	
CONTINGENCIES					
705 CONTINGENCY RESERVE	\$	\$	\$ 590	\$ 590	
TOTAL CONTINGENCIES	\$ *	\$ *	\$ 590 *	\$ 590 *	
TOTAL DISTRICT	\$ 5,246 *	\$ 5,235 *	\$ 7,489 *	\$ 7,489 *	
COUNTY SERVICE AREA NO 21 - PAUMA HEIGHTS					
SERVICES AND SUPPLIES					
290 MAINTENANCE-STRUCTURES IMPROVE GROUNDS	\$ 70	\$ 2	\$ 2,915	\$ 2,915	
340 SPECIAL DEPARTMENTAL EXPENSE			140	140	
TOTAL SERVICES AND SUPPLIES	\$ 70 *	\$ 2 *	\$ 3,055 *	\$ 3,055 *	
OTHER CHARGES					
460 INTEREST ON NOTES AND WARRANTS	\$ 132	\$ 222	\$ 112	\$ 112	
TOTAL OTHER CHARGES	\$ 132 *	\$ 222 *	\$ 112 *	\$ 112 *	
CONTINGENCIES					
705 CONTINGENCY RESERVE	\$	\$	\$ 270	\$ 270	
TOTAL CONTINGENCIES	\$ *	\$ *	\$ 270 *	\$ 270 *	
TOTAL DISTRICT	\$ 202 *	\$ 224 *	\$ 3,437 *	\$ 3,437 *	

COUNTY OF SAN DIEGO FINAL BUDGET
1973-1974
SPECIAL DISTRICTS
GOVERNED THROUGH THE BOARD OF SUPERVISORS
EXPENDITURE DETAIL
SCHEDULE 13C

DISTRICT - EXPENDITURE CLASSIFICATION	EXPENDITURES		APPROPRIATIONS		FUND - GENERAL OR OPERATING UNLESS OTHERWISE INDICATED
	ACTUAL EXPENDITURES 1971-1972	ACTUAL EXPENDITURES 1972-1973	EXPENDITURE ESTIMATES RECOMMENDED 1973-1974	ADOPTED BY THE BOARD OF SUPERVISORS 1973-1974	
COUNTY SERVICE AREA NO 22 - WEST DOUGHERTY STREET					
SERVICES AND SUPPLIES					
290 MAINTENANCE-STRUCTURES IMPROVE GROUNDS	\$	\$	\$	\$	\$
315 PROFESSIONAL AND SPECIALIZED SERVICES	2	266	590	590	590
340 SPECIAL DEPARTMENTAL EXPENSE			50	50	50
TOTAL SERVICES AND SUPPLIES	\$ 2 *	\$ 266 *	\$ 640 *	\$ 640 *	\$ 640 *
OTHER CHARGES					
460 INTEREST ON NOTES AND WARRANTS	\$ 127	\$ 73	\$ 37	\$ 37	\$ 37
TOTAL OTHER CHARGES	\$ 127 *	\$ 73 *	\$ 37 *	\$ 37 *	\$ 37 *
CONTINGENCIES					
705 CONTINGENCY RESERVE	\$	\$	\$ 60	\$ 60	\$ 60
TOTAL CONTINGENCIES	\$ *	\$ *	\$ 60 *	\$ 60 *	\$ 60 *
TOTAL DISTRICT	\$ 129 *	\$ 339 *	\$ 737 *	\$ 737 *	\$ 737 *
COUNTY SERVICE AREA NO 23 - ROCK TERRACE ROAD					
SERVICES AND SUPPLIES					
290 MAINTENANCE-STRUCTURES IMPROVE GROUNDS	\$	\$	\$	\$	\$
315 PROFESSIONAL AND SPECIALIZED SERVICES	1	62	360	360	360
340 SPECIAL DEPARTMENTAL EXPENSE	1,089		50	50	50
TOTAL SERVICES AND SUPPLIES	\$ 1,090 *	\$ 62 *	\$ 410 *	\$ 410 *	\$ 410 *
OTHER CHARGES					
460 INTEREST ON NOTES AND WARRANTS	\$ 96	\$ 56	\$ 28	\$ 28	\$ 28
TOTAL OTHER CHARGES	\$ 96 *	\$ 56 *	\$ 28 *	\$ 28 *	\$ 28 *
CONTINGENCIES					
705 CONTINGENCY RESERVE	\$	\$	\$ 30	\$ 30	\$ 30
TOTAL CONTINGENCIES	\$ *	\$ *	\$ 30 *	\$ 30 *	\$ 30 *
TOTAL DISTRICT	\$ 1,186 *	\$ 118 *	\$ 468 *	\$ 468 *	\$ 468 *

COUNTY OF SAN DIEGO FINAL BUDGET
 1973-1974
 SPECIAL DISTRICTS
 GOVERNED THROUGH THE BOARD OF SUPERVISORS
 EXPENDITURE DETAIL
 SCHEDULE 13C

DISTRICT - EXPENDITURE CLASSIFICATION	EXPENDITURES		APPROPRIATIONS		FUND - GENERAL OR OPERATING UNLESS OTHERWISE INDICATED
	ACTUAL EXPENDITURES 1971-1972	ACTUAL EXPENDITURES 1972-1973	EXPENDITURE ESTIMATES RECOMMENDED 1973-1974	ADOPTED BY THE BOARD OF SUPERVISORS 1973-1974	
COUNTY SERVICE AREA NO 24 - MT WHITNEY ROAD					
SERVICES AND SUPPLIES					
290 MAINTENANCE-STRUCTURES IMPROVE GROUNDS.	\$ 40	\$ 503	\$ 680	\$ 680	
315 PROFESSIONAL AND SPECIALIZED SERVICES	4				
340 SPECIAL DEPARTMENTAL EXPENSE	2,777		50	50	
TOTAL SERVICES AND SUPPLIES	\$ 2,821 *	\$ 503 *	\$ 730 *	\$ 730 *	
OTHER CHARGES					
460 INTEREST ON NOTES AND WARRANTS	\$ 269	\$ 152	\$ 77	\$ 77	
TOTAL OTHER CHARGES	\$ 269 *	\$ 152 *	\$ 77 *	\$ 77 *	
CONTINGENCIES					
705 CONTINGENCY RESERVE	\$	\$	\$ 60	\$ 60	
TOTAL CONTINGENCIES	\$ *	\$ *	\$ 60 *	\$ 60 *	
TOTAL DISTRICT	\$ 3,090 *	\$ 655 *	\$ 867 *	\$ 867 *	
COUNTY SERVICE AREA NO 25 - JACUMBA					
SERVICES AND SUPPLIES					
340 SPECIAL DEPARTMENTAL EXPENSE	\$	\$	\$ 350	\$ 350	
TOTAL SERVICES AND SUPPLIES	\$ *	\$ *	\$ 350 *	\$ 350 *	
FIXED ASSETS					
510 EQUIPMENT	\$	\$ 125	\$	\$	
TOTAL FIXED ASSETS	\$ *	\$ 125 *	\$ *	\$ *	
TOTAL DISTRICT	\$ *	\$ 125 *	\$ 350 *	\$ 350 *	
COUNTY SERVICE AREA NO 26 - RANCHO SAN DIEGO					
SERVICES AND SUPPLIES					
315 PROFESSIONAL AND SPECIALIZED SERVICES	\$ 17,089	\$ 30,992	\$ 30,000	\$ 30,000	

COUNTY OF SAN DIEGO FINAL BUDGET
 1973-1974
 SPECIAL DISTRICTS
 GOVERNED THROUGH THE BOARD OF SUPERVISORS
 EXPENDITURE DETAIL
 SCHEDULE 13C

DISTRICT - EXPENDITURE CLASSIFICATION	EXPENDITURES		APPROPRIATIONS		FUND - GENERAL OR OPERATING UNLESS OTHERWISE INDICATED
	ACTUAL EXPENDITURES 1971-1972	ACTUAL EXPENDITURES 1972-1973	EXPENDITURE ESTIMATES RECOMMENDED 1973-1974	ADOPTED BY THE BOARD OF SUPERVISORS 1973-1974	
COUNTY SERVICE AREA NO 26 - RANCHO SAN DIEGO - CONTINUED					
330 RENTS AND LEASES - EQUIPMENT	210	747			
340 SPECIAL DEPARTMENTAL EXPENSE	2,141	1,527	600	600	
TOTAL SERVICES AND SUPPLIES	\$ 19,440 *	\$ 33,266 *	\$ 30,600 *	\$ 30,600 *	
CONTINGENCIES					
705 CONTINGENCY RESERVE	\$	\$	\$ 3,504	\$ 3,504	
TOTAL CONTINGENCIES	\$ *	\$ *	\$ 3,504 *	\$ 3,504 *	
TOTAL DISTRICT	\$ 19,440 *	\$ 33,266 *	\$ 34,104 *	\$ 34,104 *	
COUNTY SERVICE AREA NO 27 - GLASGOW AVENUE					
SERVICES AND SUPPLIES					
315 PROFESSIONAL AND SPECIALIZED SERVICES	\$ 3	\$	\$	\$	
340 SPECIAL DEPARTMENTAL EXPENSE	2,503		50	50	
TOTAL SERVICES AND SUPPLIES	\$ 2,506 *	\$ *	\$ 50 *	\$ 50 *	
OTHER CHARGES					
460 INTEREST ON NOTES AND WARRANTS	\$	\$ 372	\$ 123	\$ 123	
TOTAL OTHER CHARGES	\$ *	\$ 372 *	\$ 123 *	\$ 123 *	
TOTAL DISTRICT	\$ 2,506 *	\$ 372 *	\$ 173 *	\$ 173 *	
COUNTY SERVICE AREA NO 28 DATE STREET					
SERVICES AND SUPPLIES					
315 PROFESSIONAL AND SPECIALIZED SERVICES	\$ 3	\$	\$	\$	
340 SPECIAL DEPARTMENTAL EXPENSE	1,855		50	50	
TOTAL SERVICES AND SUPPLIES	\$ 1,858 *	\$ *	\$ 50 *	\$ 50 *	
OTHER CHARGES					
460 INTEREST ON NOTES AND WARRANTS	\$	\$ 337	\$ 123	\$ 123	
TOTAL OTHER CHARGES	\$ *	\$ 337 *	\$ 123 *	\$ 123 *	
TOTAL DISTRICT	\$ 1,858 *	\$ 337 *	\$ 173 *	\$ 173 *	

COUNTY OF SAN DIEGO FINAL BUDGET
 1973-1974
 SPECIAL DISTRICTS
 GOVERNED THROUGH THE BOARD OF SUPERVISORS
 EXPENDITURE DETAIL
 SCHEDULE 13C

DISTRICT - EXPENDITURE CLASSIFICATION	EXPENDITURES		APPROPRIATIONS		FUND - GENERAL OR OPERATING UNLESS OTHERWISE INDICATED
	ACTUAL EXPENDITURES 1971-1972	ACTUAL EXPENDITURES 1972-1973	EXPENDITURE ESTIMATES RECOMMENDED 1973-1974	ADOPTED BY THE BOARD OF SUPERVISORS 1973-1974	
COUNTY SERVICE AREA NO 29 - CORTEZ WAY					
SERVICES AND SUPPLIES					
315 PROFESSIONAL AND SPECIALIZED SERVICES	\$ 107	\$	\$	\$	
340 SPECIAL DEPARTMENTAL EXPENSE	1,249			50	50
TOTAL SERVICES AND SUPPLIES	\$ 1,356 *	\$	* \$	\$ 50 *	\$ 50 *
OTHER CHARGES					
460 INTEREST ON NOTES AND WARRANTS	\$	\$ 184	\$ 64	\$	\$ 64
TOTAL OTHER CHARGES	\$ *	\$ 184 *	\$ 64 *	\$	\$ 64 *
TOTAL DISTRICT	\$ 1,356 *	\$ 184 *	\$ 114 *	\$	\$ 114 *
COUNTY SERVICE AREA NO 30 - ROYAL OAKS DRIVE & CARROLL LANE					
SERVICES AND SUPPLIES					
290 MAINTENANCE-STRUCTURES IMPROVE GROUNDS	\$ 3,193	\$ 101	\$ 1,970	\$	\$ 1,970
340 SPECIAL DEPARTMENTAL EXPENSE	2,609		160		160
TOTAL SERVICES AND SUPPLIES	\$ 5,802 *	\$ 101 *	\$ 2,130 *	\$	\$ 2,130 *
OTHER CHARGES					
460 INTEREST ON NOTES AND WARRANTS	\$	\$ 684	\$ 271	\$	\$ 271
TOTAL OTHER CHARGES	\$ *	\$ 684 *	\$ 271 *	\$	\$ 271 *
CONTINGENCIES					
705 CONTINGENCY RESERVE	\$	\$	\$ 190	\$	\$ 190
TOTAL CONTINGENCIES	\$ *	\$ *	\$ 190 *	\$	\$ 190 *
TOTAL DISTRICT	\$ 5,802 *	\$ 785 *	\$ 2,591 *	\$	\$ 2,591 *
COUNTY SERVICE AREA NO 31 - ELTING DRIVE					
SERVICES AND SUPPLIES					
290 MAINTENANCE-STRUCTURES IMPROVE GROUNDS	\$ 1,058	\$	\$	\$	

COUNTY OF SAN DIEGO FINAL BUDGET
 1973-1974
 SPECIAL DISTRICTS
 GOVERNED THROUGH THE BOARD OF SUPERVISORS
 EXPENDITURE DETAIL
 SCHEDULE 13C

DISTRICT - EXPENDITURE CLASSIFICATION	EXPENDITURES		APPROPRIATIONS		FUND - GENERAL OR OPERATING UNLESS OTHERWISE INDICATED
	ACTUAL EXPENDITURES 1971-1972	ACTUAL EXPENDITURES 1972-1973	EXPENDITURE ESTIMATES RECOMMENDED 1973-1974	ADOPTED BY THE BOARD OF SUPERVISORS 1973-1974	
COUNTY SERVICE AREA NO 31 - ELTING DRIVE - CONTINUED					
340 SPECIAL DEPARTMENTAL EXPENSE	2,622			50	50
TOTAL SERVICES AND SUPPLIES	\$ 3,680 *			\$ 50 *	\$ 50 *
OTHER CHARGES					
460 INTEREST ON NOTES AND WARRANTS	\$	\$ 452	\$ 179	\$	179
TOTAL OTHER CHARGES	\$ *	\$ 452 *	\$ 179 *	\$	179 *
TOTAL DISTRICT	\$ 3,680 *	\$ 452 *	\$ 229 *	\$	229 *
COUNTY SERVICE AREA NO. 32 - CARLTON HILLS					
SERVICES AND SUPPLIES					
290 MAINTENANCE-STRUCTURES IMPROVE GROUNDS	\$	\$ 33	\$ 11,660	\$	11,660
340 SPECIAL DEPARTMENTAL EXPENSE			910		910
350 UTILITIES		361	760		760
TOTAL SERVICES AND SUPPLIES	\$ *	\$ 394 *	\$ 13,330 *	\$	13,330 *
CONTINGENCIES					
705 CONTINGENCY RESERVE	\$	\$	\$ 1,100	\$	1,100
TOTAL CONTINGENCIES	\$ *	\$ *	\$ 1,100 *	\$	1,100 *
TOTAL DISTRICT	\$ *	\$ 394 *	\$ 14,430 *	\$	14,430 *
COUNTY SERVICE AREA NO. 33 - SOLANA BEACH					
SERVICES AND SUPPLIES					
290 MAINTENANCE-STRUCTURES IMPROVE GROUNDS	\$ 1,686	\$ 3,572	\$ 12,680	\$	12,680
340 SPECIAL DEPARTMENTAL EXPENSE			960		960
350 UTILITIES		26	300		300
TOTAL SERVICES AND SUPPLIES	\$ 1,686 *	\$ 3,598 *	\$ 13,940 *	\$	13,940 *
OTHER CHARGES					
460 INTEREST ON NOTES AND WARRANTS	\$	\$ 667	\$ 291	\$	291
TOTAL OTHER CHARGES	\$ *	\$ 667 *	\$ 291 *	\$	291 *

COUNTY OF SAN DIEGO FINAL BUDGET
1973-1974
SPECIAL DISTRICTS
GOVERNED THROUGH THE BOARD OF SUPERVISORS
EXPENDITURE DETAIL
SCHEDULE 13C

DISTRICT - EXPENDITURE CLASSIFICATION	ACTUAL EXPENDITURES 1971-1972	ACTUAL EXPENDITURES 1972-1973	EXPENDITURE ESTIMATES RECOMMENDED 1973-1974	APPROPRIATIONS ADOPTED BY THE BOARD OF SUPERVISORS 1973-1974	FUND - GENERAL OR OPERATING UNLESS OTHERWISE INDICATED
COUNTY SERVICE AREA NO. 33 - SOLANA BEACH - CONTINUED					
CONTINGENCIES					
705 CONTINGENCY RESERVE	\$	\$	\$	1,200	\$ 1,200
TOTAL CONTINGENCIES	\$	*	\$	1,200 *	\$ 1,200 *
TOTAL DISTRICT	\$	1,686 *	\$	4,265 *	\$ 15,431 *
COUNTY SERVICE AREA NO. 34 EIGHTH STREET SERVICES AND SUPPLIES					
290 MAINTENANCE-STRUCTURES IMPROVE GROUNDS	\$	1,781	\$	206	\$ 410
340 SPECIAL DEPARTMENTAL EXPENSE			50	50	\$ 50
TOTAL SERVICES AND SUPPLIES	\$	1,781 *	\$	256 *	\$ 460 *
OTHER CHARGES					
460 INTEREST ON NOTES AND WARRANTS	\$	\$	220	\$ 100	\$ 100
TOTAL OTHER CHARGES	\$	*	\$	220 *	\$ 100 *
CONTINGENCIES					
705 CONTINGENCY RESERVE	\$	\$	\$	40	\$ 40
TOTAL CONTINGENCIES	\$	*	\$	40 *	\$ 40 *
TOTAL DISTRICT	\$	1,781 *	\$	476 *	\$ 600 *
COUNTY SERVICE AREA NO. 36 VIA DEL ALBA SERVICES AND SUPPLIES					
340 SPECIAL DEPARTMENTAL EXPENSE	\$	\$	\$	50	\$ 50
TOTAL SERVICES AND SUPPLIES	\$	*	\$	50 *	\$ 50 *
OTHER CHARGES					
460 INTEREST ON NOTES AND WARRANTS	\$	\$	\$	1,790	\$ 1,790
TOTAL OTHER CHARGES	\$	*	\$	1,790 *	\$ 1,790 *
TOTAL	\$	\$	\$	1,840	\$ 1,840
TOTAL DISTRICT	\$	*	\$	1,840 *	\$ 1,840 *

COUNTY OF SAN DIEGO FINAL BUDGET
1973-1974
SPECIAL DISTRICTS
GOVERNED THROUGH THE BOARD OF SUPERVISORS
EXPENDITURE DETAIL
SCHEDULE 13C

DISTRICT - EXPENDITURE CLASSIFICATION	EXPENDITURES		APPROPRIATIONS		FUND - GENERAL OR OPERATING UNLESS OTHERWISE INDICATED
	ACTUAL EXPENDITURES 1971-1972	ACTUAL EXPENDITURES 1972-1973	EXPENDITURE ESTIMATES RECOMMENDED 1973-1974	ADOPTED BY THE BOARD OF SUPERVISORS 1973-1974	
COUNTY SERVICE AREA NO. 37 ARCADIA AVE. SERVICES AND SUPPLIES					
340 SPECIAL DEPARTMENTAL EXPENSE	\$	\$ 108	\$ 50	\$ 50	
TOTAL SERVICES AND SUPPLIES	\$ *	\$ 108 *	\$ 50 *	\$ 50 *	
OTHER CHARGES					
460 INTEREST ON NOTES AND WARRANTS	\$	\$	\$ 373	\$ 373	
TOTAL OTHER CHARGES	\$ *	\$ *	\$ 373 *	\$ 373 *	
TOTAL DISTRICT	\$ *	\$ 108 *	\$ 423 *	\$ 423 *	
COUNTY SERVICE AREA NO. 38 RIO TERRACE ROAD SERVICES AND SUPPLIES					
290 MAINTENANCE-STRUCTURES IMPROVE GROUNDS	\$	\$ 205	\$ 1,090	\$ 1,090	
340 SPECIAL DEPARTMENTAL EXPENSE		8,043	90	90	
TOTAL SERVICES AND SUPPLIES	\$ *	\$ 8,248 *	\$ 1,180 *	\$ 1,180 *	
OTHER CHARGES					
460 INTEREST ON NOTES AND WARRANTS	\$	\$	\$ 1,723	\$ 1,723	
TOTAL OTHER CHARGES	\$ *	\$ *	\$ 1,723 *	\$ 1,723 *	
CONTINGENCIES					
705 CONTINGENCY RESERVE	\$	\$	\$ 100	\$ 100	
TOTAL CONTINGENCIES	\$ *	\$ *	\$ 100 *	\$ 100 *	
TOTAL DISTRICT	\$ *	\$ 8,248 *	\$ 3,003 *	\$ 3,003 *	
COUNTY SERVICE AREA #39 SUNBEAM LANE SERVICES AND SUPPLIES					
290 MAINTENANCE-STRUCTURES IMPROVE GROUNDS	\$	\$	\$ 520	\$ 520	

COUNTY OF SAN DIEGO FINAL BUDGET
1973-1974
SPECIAL DISTRICTS
GOVERNED THROUGH THE BOARD OF SUPERVISORS
EXPENDITURE DETAIL
SCHEDULE 13C

DISTRICT - EXPENDITURE CLASSIFICATION	EXPENDITURES		APPROPRIATIONS		FUND - GENERAL OR OPERATING UNLESS OTHERWISE INDICATED
	ACTUAL EXPENDITURES 1971-1972	ACTUAL EXPENDITURES 1972-1973	EXPENDITURE ESTIMATES RECOMMENDED 1973-1974	ADOPTED BY THE BOARD OF SUPERVISORS 1973-1974	
COUNTY SERVICE AREA #39 SUNBEAM LANE - CONTINUED					
315 PROFESSIONAL AND SPECIALIZED SERVICES		101			
340 SPECIAL DEPARTMENTAL EXPENSE		1,710	50		50
TOTAL SERVICES AND SUPPLIES	\$	* \$ 1,811	* \$ 570	* \$	570 *
OTHER CHARGES					
460 INTEREST ON NOTES AND WARRANTS	\$	\$	\$ 364	\$	364
TOTAL OTHER CHARGES	\$	* \$	* \$ 364	* \$	364 *
CONTINGENCIES					
705 CONTINGENCY RESERVE	\$	\$	\$ 50	\$	50
TOTAL CONTINGENCIES	\$	* \$	* \$ 50	* \$	50 *
TOTAL DISTRICT	\$	* \$ 1,811	* \$ 984	* \$	984 *
COUNTY SERVICE AREA #40 MONTGOMERY STREET SERVICES AND SUPPLIES					
315 PROFESSIONAL AND SPECIALIZED SERVICES	\$	\$	\$ 50	\$	50
340 SPECIAL DEPARTMENTAL EXPENSE		103			
		2,567	50		50
TOTAL SERVICES AND SUPPLIES	\$	* \$ 2,670	* \$ 50	* \$	50 *
OTHER CHARGES					
460 INTEREST ON NOTES AND WARRANTS	\$	\$	\$ 318	\$	318
TOTAL OTHER CHARGES	\$	* \$	* \$ 318	* \$	318 *
TOTAL DISTRICT	\$	* \$ 2,670	* \$ 368	* \$	368 *
COUNTY SERVICE AREA #41 KNOB HILL DRIVE SERVICES AND SUPPLIES					
290 MAINTENANCE-STRUCTURES IMPROVE GROUNDS	\$	\$	\$ 358	\$	358
340 SPECIAL DEPARTMENTAL EXPENSE		102	50		50
TOTAL SERVICES AND SUPPLIES	\$	* \$ 102	* \$ 408	* \$	408 *

COUNTY OF SAN DIEGO FINAL BUDGET
1973-1974
SPECIAL DISTRICTS
GOVERNED THROUGH THE BOARD OF SUPERVISORS
EXPENDITURE DETAIL
SCHEDULE 13C

DISTRICT - EXPENDITURE CLASSIFICATION	EXPENDITURES		APPROPRIATIONS		FUND - GENERAL OR OPERATING UNLESS OTHERWISE INDICATED
	ACTUAL EXPENDITURES 1971-1972	ACTUAL EXPENDITURES 1972-1973	EXPENDITURE ESTIMATES RECOMMENDED 1973-1974	ADOPTED BY THE BOARD OF SUPERVISORS 1973-1974	
COUNTY SERVICE AREA #41 KNOB HILL DRIVE - CONTINUED					
OTHER CHARGES					
460 INTEREST ON NOTES AND WARRANTS	\$	\$	\$	351	\$ 351
TOTAL OTHER CHARGES	\$	* \$	* \$	351 *	\$ 351 *
CONTINGENCIES					
705 CONTINGENCY RESERVE	\$	\$	\$	34	\$ 34
TOTAL CONTINGENCIES	\$	* \$	* \$	34 *	\$ 34 *
TOTAL DISTRICT	\$	* \$	102 * \$	793 * \$	\$ 793 *
COUNTY SERVICE AREA #42 WOODLAWN PARK-ROAD					
COUNTY SERVICE AREA #42 WOODLAWN PARK-ZONE A					
SERVICES AND SUPPLIES					
340 SPECIAL DEPARTMENTAL EXPENSE	\$	\$	9,028	\$	\$
TOTAL SERVICES AND SUPPLIES	\$	* \$	9,028 *	* \$	\$ *
OTHER CHARGES					
460 INTEREST ON NOTES AND WARRANTS	\$	\$	\$	870	\$ 870
TOTAL OTHER CHARGES	\$	* \$	* \$	870 *	\$ 870 *
TOTAL	\$	\$	9,028	\$ 870	\$ 870
COUNTY SERVICE AREA #42 WOODLAWN PARK-ZONE B					
SERVICES AND SUPPLIES					
290 MAINTENANCE-STRUCTURES IMPROVE GROUNDS	\$	\$	\$	1,720	\$ 1,720
340 SPECIAL DEPARTMENTAL EXPENSE			57		
TOTAL SERVICES AND SUPPLIES	\$	* \$	57 *	1,720 *	\$ 1,720 *
OTHER CHARGES					
460 INTEREST ON NOTES AND WARRANTS	\$	\$	\$	589	\$ 589
TOTAL OTHER CHARGES	\$	* \$	* \$	589 *	\$ 589 *
TOTAL	\$	\$	57	\$ 2,309	\$ 2,309
TOTAL DISTRICT	\$	* \$	9,085 * \$	3,179 * \$	\$ 3,179 *

COUNTY OF SAN DIEGO FINAL BUDGET
 1973-1974
 SPECIAL DISTRICTS
 GOVERNED THROUGH THE BOARD OF SUPERVISORS
 EXPENDITURE DETAIL
 SCHEDULE 13C

DISTRICT - EXPENDITURE CLASSIFICATION	ACTUAL EXPENDITURES 1971-1972	ACTUAL EXPENDITURES 1972-1973	EXPENDITURE ESTIMATES RECOMMENDED 1973-1974	APPROPRIATIONS ADOPTED BY THE BOARD OF SUPERVISORS 1973-1974	FUND - GENERAL OR OPERATING UNLESS OTHERWISE INDICATED
COUNTY SERVICE AREA #45 RINCON SPRINGS RD					
SERVICES AND SUPPLIES					
290 MAINTENANCE-STRUCTURES IMPROVE GROUNDS	\$	\$	\$ 1,070	\$ 1,070	
340 SPECIAL DEPARTMENTAL EXPENSE		1,123	88	88	
TOTAL SERVICES AND SUPPLIES	\$ *	\$ 1,123 *	\$ 1,158 *	\$ 1,158 *	
OTHER CHARGES					
460 INTEREST ON NOTES AND WARRANTS	\$	\$	\$ 124	\$ 124	
TOTAL OTHER CHARGES	\$ *	\$ *	\$ 124 *	\$ 124 *	
CONTINGENCIES					
705 CONTINGENCY RESERVE	\$	\$	\$ 100	\$ 100	
TOTAL CONTINGENCIES	\$ *	\$ *	\$ 100 *	\$ 100 *	
TOTAL DISTRICT	\$ *	\$ 1,123 *	\$ 1,382 *	\$ 1,382 *	
COUNTY SERVICE AREA #46 ROCOSO RD					
SERVICES AND SUPPLIES					
290 MAINTENANCE-STRUCTURES IMPROVE GROUNDS	\$	\$	\$ 820	\$ 820	
340 SPECIAL DEPARTMENTAL EXPENSE		5,289	68	68	
TOTAL SERVICES AND SUPPLIES	\$ *	\$ 5,289 *	\$ 888 *	\$ 888 *	
OTHER CHARGES					
460 INTEREST ON NOTES AND WARRANTS	\$	\$	\$ 415	\$ 415	
TOTAL OTHER CHARGES	\$ *	\$ *	\$ 415 *	\$ 415 *	
CONTINGENCIES					
705 CONTINGENCY RESERVE	\$	\$	\$ 77	\$ 77	
TOTAL CONTINGENCIES	\$ *	\$ *	\$ 77 *	\$ 77 *	
TOTAL DISTRICT	\$ *	\$ 5,289 *	\$ 1,380 *	\$ 1,380 *	

COUNTY OF SAN DIEGO FINAL BUDGET
1973-1974
SPECIAL DISTRICTS
GOVERNED THROUGH THE BOARD OF SUPERVISORS
EXPENDITURE DETAIL
SCHEDULE 13C

DISTRICT - EXPENDITURE CLASSIFICATION	EXPENDITURES		APPROPRIATIONS		FUND - GENERAL OR OPERATING UNLESS OTHERWISE INDICATED
	ACTUAL EXPENDITURES 1971-1972	ACTUAL EXPENDITURES 1972-1973	EXPENDITURE ESTIMATES RECOMMENDED 1973-1974	ADOPTED BY THE BOARD OF SUPERVISORS 1973-1974	
COUNTY SERVICE AREA #47 ALTA VISTA ACRES					
SERVICES AND SUPPLIES					
290 MAINTENANCE-STRUCTURES IMPROVE GROUNDS	\$	\$	\$	2,956	\$ 2,956
340 SPECIAL DEPARTMENTAL EXPENSE				242	242
TOTAL SERVICES AND SUPPLIES	\$	* \$	* \$	3,198	* \$ 3,198 *
CONTINGENCIES					
705 CONTINGENCY RESERVE	\$	\$	\$	278	\$ 278
TOTAL CONTINGENCIES	\$	* \$	* \$	278	* \$ 278 *
TOTAL DISTRICT	\$	* \$	* \$	3,476	* \$ 3,476 *
COUNTY SERVICE AREA #48 POWAY PARKS					
SERVICES AND SUPPLIES					
290 MAINTENANCE-STRUCTURES IMPROVE GROUNDS	\$	\$	\$	6,360	\$ 6,360
340 SPECIAL DEPARTMENTAL EXPENSE				350	350
TOTAL SERVICES AND SUPPLIES	\$	* \$	* \$	6,710	* \$ 6,710 *
CONTINGENCIES					
705 CONTINGENCY RESERVE	\$	\$	\$	600	\$ 600
TOTAL CONTINGENCIES	\$	* \$	* \$	600	* \$ 600 *
TOTAL DISTRICT	\$	* \$	* \$	7,310	* \$ 7,310 *
COUNTY SERVICE AREA #49 SUNSET KNOLLS RD					
SERVICES AND SUPPLIES					
290 MAINTENANCE-STRUCTURES IMPROVE GROUNDS	\$	\$	\$	951	\$ 951
TOTAL SERVICES AND SUPPLIES	\$	* \$	* \$	951	* \$ 951 *
CONTINGENCIES					
705 CONTINGENCY RESERVE	\$	\$	\$	83	\$ 83
TOTAL CONTINGENCIES	\$	* \$	* \$	83	* \$ 83 *
TOTAL DISTRICT	\$	* \$	* \$	1,034	* \$ 1,034 *

COUNTY OF SAN DIEGO FINAL BUDGET
 1973-1974
 SPECIAL DISTRICTS
 GOVERNED THROUGH THE BOARD OF SUPERVISORS
 EXPENDITURE DETAIL
 SCHEDULE 13C

DISTRICT - EXPENDITURE CLASSIFICATION	EXPENDITURES		APPROPRIATIONS		FUND - GENERAL OR OPERATING UNLESS OTHERWISE INDICATED
	ACTUAL EXPENDITURES 1971-1972	ACTUAL EXPENDITURES 1972-1973	EXPENDITURE ESTIMATES RECOMMENDED 1973-1974	ADOPTED BY THE BOARD OF SUPERVISORS 1973-1974	
COUNTY SERVICE AREA #50 KNOLL PARK LANE					
SERVICES AND SUPPLIES					
290 MAINTENANCE-STRUCTURES IMPROVE GROUNDS	\$	\$	\$	481	\$ 481
TOTAL SERVICES AND SUPPLIES	\$	* \$	* \$	481 *	\$ 481 *
CONTINGENCIES					
705 CONTINGENCY RESERVE	\$	\$	\$	42	\$ 42
TOTAL CONTINGENCIES	\$	* \$	* \$	42 *	\$ 42 *
TOTAL DISTRICT	\$	* \$	* \$	523 *	\$ 523 *
TOTAL COUNTY SERVICE AREA	\$	374,107 *	\$ 426,938 *	\$ 356,545 *	\$ 344,595 *

COUNTY OF SAN DIEGO FINAL BUDGET
1973-1974
SPECIAL DISTRICTS
GOVERNED THROUGH THE BOARD OF SUPERVISORS
EXPENDITURE DETAIL
SCHEDULE 13C

DISTRICT - EXPENDITURE CLASSIFICATION	EXPENDITURES		APPROPRIATIONS		FUND - GENERAL OR OPERATING UNLESS OTHERWISE INDICATED
	ACTUAL EXPENDITURES 1971-1972	ACTUAL EXPENDITURES 1972-1973	EXPENDITURE ESTIMATES RECOMMENDED 1973-1974	ADOPTED BY THE BOARD OF SUPERVISORS 1973-1974	
COUNTY FLOOD CONTROL DISTRICT					
COUNTY FLOOD CONTROL ZONE 1 - OPERATING					
SERVICES AND SUPPLIES					
290 MAINTENANCE-STRUCTURES IMPROVE GROUNDS	\$ 28,171	\$ 47,016	\$ 43,000	\$ 43,000	
315 PROFESSIONAL AND SPECIALIZED SERVICES	38,767	26,251	50,000	47,660	
340 SPECIAL DEPARTMENTAL EXPENSE	1,166	890	314,000	336,640	
TOTAL SERVICES AND SUPPLIES	\$ 68,104 *	\$ 74,157 *	\$ 407,000 *	\$ 427,300 *	
OTHER CHARGES					
465 RIGHTS OF WAY	\$	\$ 620	\$	\$	
TOTAL OTHER CHARGES	\$ *	\$ 620 *	\$ *	\$ *	*
FIXED ASSETS					
530 STRUCTURES AND IMPROVEMENTS	\$	\$ 32,828	\$	\$	
TOTAL FIXED ASSETS	\$ *	\$ 32,828 *	\$ *	\$ *	*
CONTINGENCIES					
705 CONTINGENCY RESERVE	\$	\$	\$ 9,300	\$ 9,300	
TOTAL CONTINGENCIES	\$ *	\$ *	\$ 9,300 *	\$ 9,300 *	*
TOTAL DISTRICT	\$ 68,104 *	\$ 107,605 *	\$ 416,300 *	\$ 436,600 *	
COUNTY FLOOD CONTROL ZONE 2 - OPERATING					
SERVICES AND SUPPLIES					
290 MAINTENANCE-STRUCTURES IMPROVE GROUNDS	\$ 19,565	\$ 21,865	\$ 26,100	\$ 26,100	
315 PROFESSIONAL AND SPECIALIZED SERVICES	59,366	18,733	39,500	38,000	
340 SPECIAL DEPARTMENTAL EXPENSE	554	460	294,700	524,755	
TOTAL SERVICES AND SUPPLIES	\$ 79,485 *	\$ 41,058 *	\$ 360,300 *	\$ 588,855 *	

COUNTY OF SAN DIEGO FINAL BUDGET
1973-1974
SPECIAL DISTRICTS
GOVERNED THROUGH THE BOARD OF SUPERVISORS
EXPENDITURE DETAIL
SCHEDULE 13C

DISTRICT - EXPENDITURE CLASSIFICATION	EXPENDITURES		APPROPRIATIONS		FUND -
	ACTUAL EXPENDITURES 1971-1972	ACTUAL EXPENDITURES 1972-1973	EXPENDITURE ESTIMATES RECOMMENDED 1973-1974	ADOPTED BY THE BOARD OF SUPERVISORS 1973-1974	GENERAL OR OPERATING UNLESS OTHERWISE INDICATED
COUNTY FLOOD CONTROL ZONE 2 - OPERATING - CONTINUED					
OTHER CHARGES					
465 RIGHTS OF WAY	\$ 664	\$	\$	\$	
TOTAL OTHER CHARGES	\$ 664 *	\$ *	\$ *	\$ *	*
FIXED ASSETS					
530 STRUCTURES AND IMPROVEMENTS	\$ 99,000	\$ 205,172	\$	\$	
TOTAL FIXED ASSETS	\$ 99,000 *	\$ 205,172 *	\$ *	\$ *	*
CONTINGENCIES					
705 CONTINGENCY RESERVE	\$	\$	\$ 6,600	\$ 6,600	
TOTAL CONTINGENCIES	\$ *	\$ *	\$ 6,600 *	\$ 6,600 *	*
TOTAL DISTRICT	\$ 179,149 *	\$ 246,230 *	\$ 366,900 *	\$ 595,455 *	
COUNTY FLOOD CONTROL ZONE 3 - OPERATING SERVICES AND SUPPLIES					
290 MAINTENANCE-STRUCTURES IMPROVE GROUNDS	\$ 32,064	\$ 35,128	\$ 49,500	\$ 49,500	
315 PROFESSIONAL AND SPECIALIZED SERVICES	36,282	23,658	40,700	39,200	
340 SPECIAL DEPARTMENTAL EXPENSE	39,494	14,514	119,800	125,800	
TOTAL SERVICES AND SUPPLIES	\$ 107,840 *	\$ 73,300 *	\$ 210,000 *	\$ 214,500 *	*
OTHER CHARGES					
465 RIGHTS OF WAY	\$	\$ 247	\$	\$	
TOTAL OTHER CHARGES	\$ *	\$ 247 *	\$ *	\$ *	*
FIXED ASSETS					
530 STRUCTURES AND IMPROVEMENTS	\$	\$ 34,437	\$	\$	
TOTAL FIXED ASSETS	\$ *	\$ 34,437 *	\$ *	\$ *	*
CONTINGENCIES					
705 CONTINGENCY RESERVE	\$	\$	\$ 9,000	\$ 9,000	
TOTAL CONTINGENCIES	\$ *	\$ *	\$ 9,000 *	\$ 9,000 *	*
TOTAL DISTRICT	\$ 107,840 *	\$ 107,984 *	\$ 219,000 *	\$ 223,500 *	

COUNTY OF SAN DIEGO FINAL BUDGET
 1973-1974
 SPECIAL DISTRICTS
 GOVERNED THROUGH THE BOARD OF SUPERVISORS
 EXPENDITURE DETAIL
 SCHEDULE 13C

DISTRICT - EXPENDITURE CLASSIFICATION	EXPENDITURES		APPROPRIATIONS		FUND - GENERAL OR OPERATING UNLESS OTHERWISE INDICATED
	ACTUAL EXPENDITURES 1971-1972	ACTUAL EXPENDITURES 1972-1973	EXPENDITURE ESTIMATES RECOMMENDED 1973-1974	ADOPTED BY THE BOARD OF SUPERVISORS 1973-1974	
COUNTY FLOOD CONTROL ZONE 4 OPERATING SERVICES AND SUPPLIES					
290 MAINTENANCE-STRUCTURES IMPROVE GROUNDS	\$ 9,233	\$ 11,392	\$ 20,000	\$ 20,000	
315 PROFESSIONAL AND SPECIALIZED SERVICES	14,730	10,766	14,800	13,300	
340 SPECIAL DEPARTMENTAL EXPENSE	514	370	60,200	70,525	
TOTAL SERVICES AND SUPPLIES	\$ 24,477 *	\$ 22,528 *	\$ 95,000 *	\$ 103,825 *	
FIXED ASSETS					
530 STRUCTURES AND IMPROVEMENTS	\$ 16,502	\$ 28,234	\$	\$	
TOTAL FIXED ASSETS	\$ 16,502 *	\$ 28,234 *	\$ *	\$ *	
CONTINGENCIES					
705 CONTINGENCY RESERVE	\$	\$	\$ 3,500	\$ 3,500	
TOTAL CONTINGENCIES	\$ *	\$ *	\$ 3,500 *	\$ 3,500 *	
TOTAL DISTRICT	\$ 40,979 *	\$ 50,762 *	\$ 98,500 *	\$ 107,325 *	
COUNTY FLOOD CONTROL ZONE 5 - OPERATING SERVICES AND SUPPLIES					
290 MAINTENANCE-STRUCTURES IMPROVE GROUNDS	\$	\$	\$ 600	\$ 600	
315 PROFESSIONAL AND SPECIALIZED SERVICES	35,540	4,470	11,200	9,700	
340 SPECIAL DEPARTMENTAL EXPENSE	245	380	32,000	33,500	
TOTAL SERVICES AND SUPPLIES	\$ 35,785 *	\$ 4,850 *	\$ 43,800 *	\$ 43,800 *	
FIXED ASSETS					
530 STRUCTURES AND IMPROVEMENTS	\$	\$ 17,481	\$	\$	
TOTAL FIXED ASSETS	\$ *	\$ 17,481 *	\$ *	\$ *	
CONTINGENCIES					
705 CONTINGENCY RESERVE	\$	\$	\$ 1,200	\$ 1,200	
TOTAL CONTINGENCIES	\$ *	\$ *	\$ 1,200 *	\$ 1,200 *	
TOTAL DISTRICT	\$ 35,785 *	\$ 22,331 *	\$ 45,000 *	\$ 45,000 *	
TOTAL COUNTY FLOOD CONTROL DISTRICT	\$ 431,857 *	\$ 534,912 *	\$ 1,145,700 *	\$ 1,407,880 *	

COUNTY OF SAN DIEGO FINAL BUDGET
1973-1974
SPECIAL DISTRICTS
GOVERNED THROUGH THE BOARD OF SUPERVISORS
EXPENDITURE DETAIL
SCHEDULE 13C

DISTRICT - EXPENDITURE CLASSIFICATION	EXPENDITURES		APPROPRIATIONS		FUND - GENERAL OR OPERATING UNLESS OTHERWISE INDICATED
	ACTUAL EXPENDITURES 1971-1972	ACTUAL EXPENDITURES 1972-1973	EXPENDITURE ESTIMATES RECOMMENDED 1973-1974	ADOPTED BY THE BOARD OF SUPERVISORS 1973-1974	
AIR POLLUTION CONTROL DISTRICT					
AIR POLLUTION CONTROL DISTRICT					
SERVICES AND SUPPLIES					
215 COMMUNICATIONS	\$ 10	\$	\$	\$	
315 PROFESSIONAL AND SPECIALIZED SERVICES	1,385	1,840	5,500	5,500	
347 TRANSPORTATION AND TRAVEL - EMPLY AUTO	40	39			
TOTAL SERVICES AND SUPPLIES	\$ 1,435 *	\$ 1,879 *	\$ 5,500 *	\$ 5,500 *	
TOTAL DISTRICT	\$ 1,435 *	\$ 1,879 *	\$ 5,500 *	\$ 5,500 *	
TOTAL AIR POLLUTION CONTROL DISTRICT	\$ 1,435 *	\$ 1,879 *	\$ 5,500 *	\$ 5,500 *	
TOTAL DISTRICTS GOVERNED THROUGH BOARD OF SUPERVISORS	\$ 3,880,685	\$ 4,335,167	\$ 12,475,555	\$ 12,219,068	

COUNTY OF SAN DIEGO FINAL BUDGET
1973-1974
SPECIAL DISTRICTS
GOVERNED THROUGH BOARD OF SUPERVISORS
DETAIL OF PROVISIONS FOR RESERVES
(WITH SUPPLEMENTAL DATA AFFECTING RESERVE TOTALS)
SCHEDULE 14

DESCRIPTION - PURPOSE	RESERVE BALANCE AS OF JUNE 30, 1973	DECREASES BY CANCELLATION MADE AVAILABLE FOR FINANCING		INCREASES OR NEW RESERVES TO BE PROVIDED IN BUDGET YEAR		TOTAL RESERVE FOR BUDGET YEAR	FUND
		RECOMMENDED	APPROVED/ADOPTED BOARD OF SUPERVISORS	RECOMMENDED	ADOPTED BOARD OF SUPERVISORS		
LIGHTING DISTRICTS							
GENERAL RESERVE	\$ 203	\$	\$	\$	\$	\$ 203	BLACKTON
GENERAL RESERVE	5,304					5,304	CARDIFF
GENERAL RESERVE	245					245	EDEN GARDENS
GENERAL RESERVE	310					310	EL CAJON
GENERAL RESERVE	38					38	ENCINITAS
GENERAL RESERVE	2,595					2,595	FALLBROOK
GENERAL RESERVE	1,259					1,259	HARBORSIDE
GENERAL RESERVE	151					151	JULIAN
GENERAL RESERVE	3,528					3,528	LAKESIDE
GENERAL RESERVE	8,790					8,790	LEMON GROVE
GENERAL RESERVE	836			100	100	936	POWAY
GENERAL RESERVE	1,348					1,348	RAMONA
GENERAL RESERVE	885					885	REXFORD
GENERAL RESERVE	210					210	SAN MARCOS
GENERAL RESERVE	3,264					3,264	SOLANA BEACH
GENERAL RESERVE	6,339					6,339	SPRING VALLEY
GENERAL RESERVE	5,420					5,420	SYCAMORE HILLS
GENERAL RESERVE	569					569	VISTA LA MESA
RESERVE FOR AMOUNTS REQ. FOR LOANS PAYABLE				220	220	220	LEMON GROVE-REED TEMPORARY ZONE
RESERVE FOR AMOUNTS REQ. FOR LOANS PAYABLE				370	370	370	LEMON GROVE-TAYLOR TEMPORARY ZONE
RESERVE FOR AMOUNTS REQ. FOR LOANS PAYABLE				468	468	468	POWAY-LONG TEMPORARY ZONE
RESERVE FOR AMOUNTS REQ. FOR LOANS PAYABLE				300	300	300	POWAY-SCOTT TEMPORARY ZONE
RESERVE FOR AMOUNTS REQ. FOR LOANS PAYABLE				380	380	380	REXFORD-BALINT TEMPORARY ZONE
RESERVE FOR AMOUNTS REQ. FOR LOANS PAYABLE				320	320	320	SAN MARCOS-MARTINI- TEMPORARY ZONE
RESERVE FOR AMOUNTS REQ. FOR LOANS PAYABLE				300	300	300	SPRING VALLEY-FARRAR TEMPORARY ZONE
RESERVE FOR AMOUNTS REQ. FOR LOANS PAYABLE				210	210	210	SPRING VALLEY-LIND TEMPORARY ZONE
RESERVE FOR AMOUNTS REQ. FOR LOANS PAYABLE				450	450	450	SPRING VALLEY-MOORE TEMPORARY ZONE
RESERVE FOR AMOUNTS REQ. FOR LOANS PAYABLE				440	440	440	VISTA-LA MESA- LOWERISON TEMPORARY ZONE
TOTAL LIGHTING DISTRICTS	\$ 41,294	\$	\$	\$ 3,558	\$ 3,558	\$ 44,852	

COUNTY OF SAN DIEGO FINAL BUDGET
1973-1974
SPECIAL DISTRICTS
GOVERNED THROUGH BOARD OF SUPERVISORS
DETAIL OF PROVISIONS FOR RESERVES
(WITH SUPPLEMENTAL DATA AFFECTING RESERVE TOTALS)
SCHEDULE 14

DESCRIPTION - PURPOSE	RESERVE BALANCE AS OF JUNE 30, 1973	DECREASES BY CANCELLATION MADE AVAILABLE FOR FINANCING		INCREASES OR NEW RESERVES TO BE PROVIDED IN BUDGET YEAR		TOTAL RESERVE FOR BUDGET YEAR FUND	
		RECOMMENDED	APPROVED/ADOPTED BOARD OF SUPERVISORS	RECOMMENDED	ADOPTED BOARD OF SUPERVISORS	BUDGET YEAR	FUND
<u>LIGHTING MAINTENANCE DISTRICTS</u>							
GENERAL RESERVE	\$ 1,010	\$	\$	\$	\$	\$ 1,010	BROOKSIDE
GENERAL RESERVE	107					107	CARLTON OAKS
GENERAL RESERVE	39					39	DONALD WAY
GENERAL RESERVE	1,770					1,770	ENCINITAS NO. 1
GENERAL RESERVE	240			20	20	260	JACUMBA
GENERAL RESERVE	1,369					1,369	LAKE SAN MARCOS
GENERAL RESERVE	877					877	LEMON GROVE
GENERAL RESERVE	189					189	LEUCADIA
GENERAL RESERVE	336					336	PEPPER DRIVE
GENERAL RESERVE	108					108	ROYAL CREST
GENERAL RESERVE	20,165			3,055	3,055	23,220	SAN DIEGO
GENERAL RESERVE	1,397						COUNTY DIST. 1
GENERAL RESERVE	2,833					1,397	SAN DIEGO
GENERAL RESERVE	214					2,833	COUNTY DIST. 2
GENERAL RESERVE	450					214	SPRING VALLEY
GENERAL RESERVE						450	SUNSHINE PARK
							WINTER GARDENS
TOTAL LIGHTING MAINTENANCE DISTRICTS	\$ 31,104	\$	\$	\$ 3,075	\$ 3,075	\$ 34,179	
<u>RECREATION & PARK DISTRICTS</u>							
RESERVE FOR AMOUNTS REQ. FOR LOANS PAYABLE	\$	\$	\$	\$ 3,000	\$ 3,000	\$ 3,000	SPRING VALLEY
<u>MAINTENANCE DISTRICTS</u>							
WASTEWATER A.C.O. RESERVE	\$	\$	\$	\$ 1,000	\$ 1,000	\$ 1,000	WINTER GARDENS SEWER

COUNTY OF SAN DIEGO FINAL BUDGET
 1973-1974
 SPECIAL DISTRICTS
 GOVERNED THROUGH BOARD OF SUPERVISORS
 DETAIL OF PROVISIONS FOR RESERVES
 (WITH SUPPLEMENTAL DATA AFFECTING RESERVE TOTALS)
 SCHEDULE 14

DESCRIPTION - PURPOSE	RESERVE BALANCE AS OF JUNE 30, 1973	DECREASES BY CANCELLATION MADE AVAILABLE FOR FINANCING		INCREASES OR NEW RESERVES TO BE PROVIDED IN BUDGET YEAR		TOTAL RESERVE FOR	
		RECOMMENDED	APPROVED/ADOPTED BOARD OF SUPERVISORS	RECOMMENDED	ADOPTED BOARD OF SUPERVISORS	BUDGET YEAR	FUND
SANITATION DISTRICTS							
GENERAL RESERVE	\$ 5,500	\$ 3,584	\$ 3,584	\$	\$	\$ 1,916	ALPINE DEBT SERVICE 1953 (115M)
GENERAL RESERVE	13,812	6,560	6,560			7,252	ALPINE DEBT SERVICE 1953 (5M)
GENERAL RESERVE	70,507	34,670	34,670			35,837	BUENA DEBT SERVICE 1964
GENERAL RESERVE	13,375	10,668	10,668			2,707	CARDIFF DEBT SERVICE 1956
GENERAL RESERVE	14,675	13,102	13,102			1,573	LAKESIDE DEBT SERVICE 1958
GENERAL RESERVE	3,000	3,000	3,000				PINE VALLEY - MAINTENANCE
GENERAL RESERVE	52,655			9,133	9,133	61,788	RAMONA - DEBT SERVICE 1971
GENERAL RESERVE	1,077	874	874			203	RANCHO SANTA FE DEBT SERVICE 1960
GENERAL RESERVE	39,938	27,826	27,826			12,112	SPRING VALLEY DEBT SERVICE 1956
WASTEWATER A.C.O. RESERVE	10,000					10,000	ALPINE-MAINTENANCE
WASTEWATER A.C.O. RESERVE	5,000			24,120	24,120	29,120	BUENA-MAINTENANCE
WASTEWATER A.C.O. RESERVE	25,000			16,600	16,600	41,600	CARDIFF-MAINTENANCE
WASTEWATER A.C.O. RESERVE				4,500	4,500	4,500	JULIAN MAINTENANCE
WASTEWATER A.C.O. RESERVE	5,000			8,800	8,800	13,800	LAKESIDE-MAINTENANCE
WASTEWATER A.C.O. RESERVE	2,000			10,000	10,000	12,000	LEMON GROVE-MAINTENANCE
WASTEWATER A.C.O. RESERVE	2,000					2,000	MONTGOMERY MAINTENANCE
WASTEWATER A.C.O. RESERVE				4,000	4,000	4,000	PINE VALLEY MAINTENANCE
WASTEWATER A.C.O. RESERVE	9,000			13,000	13,000	22,000	RAMONA-MAINTENANCE
WASTEWATER A.C.O. RESERVE	3,000	3,000	3,000				RANCHO SANTA FE-MAINTENANCE
WASTEWATER A.C.O. RESERVE	500			2,400	2,400	2,900	ROLANDO-MAINTENANCE
WASTEWATER A.C.O. RESERVE				28,300	28,300	28,300	SOLANA BEACH MAINTENANCE
WASTEWATER A.C.O. RESERVE	22,000			15,000	15,000	37,000	SPRING VALLEY MAINTENANCE
WASTEWATER A.C.O. RESERVE				6,000	6,000	6,000	WHISPERING PALMS MAINTENANCE
TOTAL SANITATION DISTRICTS	\$ 298,039	\$ 103,284	\$ 103,284	\$ 141,853	\$ 141,853	\$ 336,608	

COUNTY OF SAN DIEGO FINAL BUDGET
1973-1974
SPECIAL DISTRICTS
GOVERNED THROUGH BOARD OF SUPERVISORS
DETAIL OF PROVISIONS FOR RESERVES
(WITH SUPPLEMENTAL DATA AFFECTING RESERVE TOTALS)
SCHEDULE 14

DESCRIPTION - PURPOSE	RESERVE BALANCE AS OF JUNE 30, 1973	DECREASES BY CANCELLATION MADE AVAILABLE FOR FINANCING		INCREASES OR NEW RESERVES TO BE PROVIDED IN BUDGET YEAR		TOTAL RESERVE FOR BUDGET YEAR		FUND	
		RECOMMENDED	APPROVED/ADOPTED BOARD OF SUPERVISORS	RECOMMENDED	ADOPTED BOARD OF SUPERVISORS	BUDGET YEAR			
<u>COUNTY SERVICE AREAS</u>									
GENERAL RESERVE	\$ 4,460	\$	\$	\$ 1,140	\$ 1,140	\$ 5,600	NO. 1		
GENERAL RESERVE	4,400			10,000	10,000	14,400	NO. 4		
GENERAL RESERVE				13,950	13,950	13,950	NO. 4	DEBT SERVICE	
GENERAL RESERVE				75	75	75	NO. 5		
GENERAL RESERVE	408			400	400	808	NO. 6		
GENERAL RESERVE				1,600	1,600	1,600	NO. 7		
GENERAL RESERVE	635			155	155	790	NO. 8		
GENERAL RESERVE	312			63	63	375	NO. 9	ZONE A	
GENERAL RESERVE	128			43	43	171	NO. 9	ZONE B	
GENERAL RESERVE	13,390	5,113	5,113			8,277	NO. 9	ZONE C	
GENERAL RESERVE	37			40	40	77	NO. 10		
GENERAL RESERVE	103			70	70	173	NO. 11	ZONE A	
GENERAL RESERVE	103			50	50	153	NO. 11	ZONE B	
GENERAL RESERVE	86			50	50	136	NO. 11	ZONE C	
GENERAL RESERVE	64			35	35	99	NO. 11	ZONE D	
GENERAL RESERVE	56			115	115	171	NO. 12		
GENERAL RESERVE	1,190			310	310	1,500	NO. 13	ZONE A	
GENERAL RESERVE	2,726			180	180	2,906	NO. 13	ZONE B	
GENERAL RESERVE	3,323			80	80	3,403	NO. 14		
GENERAL RESERVE	245			230	230	475	NO. 16		
GENERAL RESERVE	407			165	165	572	NO. 18		
GENERAL RESERVE	462			295	295	757	NO. 20		
GENERAL RESERVE	387			135	135	522	NO. 21		
GENERAL RESERVE	41			30	30	71	NO. 22		
GENERAL RESERVE	28			15	15	43	NO. 23		
GENERAL RESERVE	36			30	30	66	NO. 24		
GENERAL RESERVE	40					40	NO. 25		
GENERAL RESERVE	73			95	95	168	NO. 30		
GENERAL RESERVE	195			550	550	745	NO. 32		
GENERAL RESERVE	231			600	600	831	NO. 33		
GENERAL RESERVE	15			20	20	35	NO. 34		
GENERAL RESERVE	1,000			50	50	1,050	NO. 38		
GENERAL RESERVE				25	25	25	NO. 39		
GENERAL RESERVE				17	17	17	NO. 41		
GENERAL RESERVE				50	50	50	NO. 45		
GENERAL RESERVE				38	38	38	NO. 46		
GENERAL RESERVE				139	139	139	NO. 47		
GENERAL RESERVE				6,156	6,156	6,156	NO. 48		
GENERAL RESERVE				704	704	704	NO. 49		
GENERAL RESERVE				486	486	486	NO. 50		

COUNTY OF SAN DIEGO FINAL BUDGET
1973-1974
SPECIAL DISTRICTS
GOVERNED THROUGH BOARD OF SUPERVISORS
DETAIL OF PROVISIONS FOR RESERVES
(WITH SUPPLEMENTAL DATA AFFECTING RESERVE TOTALS)
SCHEDULE 14

DESCRIPTION - PURPOSE	RESERVE BALANCE AS OF 6-30-73	DECREASES BY CANCELLATION MADE AVAILABLE FOR FINANCING		INCREASES OR NEW RESERVES TO BE PROVIDED IN BUDGET YEAR		TOTAL RESERVE FOR	
		RECOMMENDED	APPROVED/ADOPTED BOARD OF SUPERVISORS	RECOMMENDED	ADOPTED BOARD OF SUPERVISORS	BUDGET YEAR	FUND
<u>COUNTY SERVICE AREAS</u>							
RESERVE FOR AMOUNTS							
REQ. FOR LOANS PAYABLE	\$	\$	\$	\$	13,208	\$	13,208 NO. 4
RESERVE FOR AMOUNTS							
REQ. FOR LOANS PAYABLE					1,379		1,379 NO. 7
RESERVE FOR AMOUNTS							
REQ. FOR LOANS PAYABLE					1,995		1,995 NO. 11 ZONE C
RESERVE FOR AMOUNTS							
REQ. FOR LOANS PAYABLE					1,332		1,332 NO. 11 ZONE D
RESERVE FOR AMOUNTS							
REQ. FOR LOANS PAYABLE					3,211		3,211 NO. 14
RESERVE FOR AMOUNTS							
REQ. FOR LOANS PAYABLE					2,400		2,400 NO. 17
RESERVE FOR AMOUNTS							
REQ. FOR LOANS PAYABLE					1,268		1,268 NO. 18
RESERVE FOR AMOUNTS							
REQ. FOR LOANS PAYABLE					2,892		2,892 NO. 18 ZONE A
RESERVE FOR AMOUNTS							
REQ. FOR LOANS PAYABLE					1,981		1,981 NO. 20
RESERVE FOR AMOUNTS							
REQ. FOR LOANS PAYABLE	172				2,119		2,291 NO. 21
RESERVE FOR AMOUNTS							
REQ. FOR LOANS PAYABLE					612		612 NO. 22
RESERVE FOR AMOUNTS							
REQ. FOR LOANS PAYABLE					465		465 NO. 23
RESERVE FOR AMOUNTS							
REQ. FOR LOANS PAYABLE					1,267		1,267 NO. 24
RESERVE FOR AMOUNTS							
REQ. FOR LOANS PAYABLE					875		875 NO. 27
RESERVE FOR AMOUNTS							
REQ. FOR LOANS PAYABLE					875		875 NO. 28
RESERVE FOR AMOUNTS							
REQ. FOR LOANS PAYABLE					529		529 NO. 29
RESERVE FOR AMOUNTS							
REQ. FOR LOANS PAYABLE					1,934		1,934 NO. 30
RESERVE FOR AMOUNTS							
REQ. FOR LOANS PAYABLE					1,275		1,275 NO. 31
RESERVE FOR AMOUNTS							
REQ. FOR LOANS PAYABLE					1,934		1,934 NO. 33
RESERVE FOR AMOUNTS							
REQ. FOR LOANS PAYABLE					663		663 NO. 34
RESERVE FOR AMOUNTS							
REQ. FOR LOANS PAYABLE					7,460		7,460 NO. 36

COUNTY OF SAN DIEGO FINAL BUDGET
1973-1974
SPECIAL DISTRICTS
GOVERNED THROUGH BOARD OF SUPERVISORS
DETAIL OF PROVISIONS FOR RESERVES
(WITH SUPPLEMENTAL DATA AFFECTING RESERVE TOTALS)
SCHEDULE 14

DESCRIPTION - PURPOSE	RESERVE BALANCE AS OF 6-30-73	DECREASES BY CANCELLATION MADE AVAILABLE FOR FINANCING		INCREASES OR NEW RESERVES TO BE PROVIDED IN BUDGET YEAR		TOTAL RESERVE FOR BUDGET YEAR		FUND		
		RECOMMENDED	APPROVED/ADOTPED BOARD OF SUPERVISORS	RECOMMENDED	ADOPTED BOARD OF SUPERVISORS	BUDGET YEAR				
<u>COUNTY SERVICE AREAS</u>										
RESERVE FOR AMOUNTS										
REQ. FOR LOANS PAYABLE	\$	\$	\$	\$	870	\$	870	NO. 37		
RESERVE FOR AMOUNTS										
REQ. FOR LOANS PAYABLE					4,340		4,340	NO. 38		
RESERVE FOR AMOUNTS										
REQ. FOR LOANS PAYABLE					610		610	NO. 39		
RESERVE FOR AMOUNTS										
REQ. FOR LOANS PAYABLE					890		890	NO. 40		
RESERVE FOR AMOUNTS										
REQ. FOR LOANS PAYABLE					1,450		1,450	NO. 41		
RESERVE FOR AMOUNTS										
REQ. FOR LOANS PAYABLE					2,040		2,040	NO. 42 ZONE A		
RESERVE FOR AMOUNTS										
REQ. FOR LOANS PAYABLE					1,380		1,380	NO. 42 ZONE B		
RESERVE FOR AMOUNTS										
REQ. FOR LOANS PAYABLE					515		515	NO. 45		
RESERVE FOR AMOUNTS										
REQ. FOR LOANS PAYABLE					1,784		1,784	NO. 46		
TOTAL										
COUNTY SERVICE AREAS	\$	34,753	\$	5,113	\$	101,739	\$	101,739	\$	131,379

COUNTY OF SAN DIEGO FINAL BUDGET
 1973-1974
 SPECIAL DISTRICTS
 GOVERNED THROUGH BOARD OF SUPERVISORS
 DETAIL OF PROVISIONS FOR RESERVES
 (WITH SUPPLEMENTAL DATA AFFECTING RESERVE TOTALS)
 SCHEDULE 14

DESCRIPTION PURPOSE	RESERVE BALANCE AS OF JUNE 30, 1973	DECREASES BY CANCELLATION MADE AVAILABLE FOR FINANCING		INCREASES OR NEW RESERVES TO BE PROVIDED IN BUDGET YEAR		TOTAL RESERVE FOR BUDGET YEAR FUND	
		RECOMMENDED	APPROVED/ADOPTED BOARD OF SUPERVISORS	RECOMMENDED	ADOPTED BOARD OF SUPERVISORS		
<u>COUNTY FLOOD CONTROL DISTRICT</u>							
GENERAL RESERVE	\$ 68,500	\$	\$	\$ 4,900	\$ 4,900	\$ 73,400	ZONE 1
GENERAL RESERVE	39,200			9,700	9,700	48,900	ZONE 2
GENERAL RESERVE	31,700			5,900	5,900	37,600	ZONE 3
GENERAL RESERVE	12,600			3,400	3,400	16,000	ZONE 4
GENERAL RESERVE	7,400			1,000	1,000	8,400	ZONE 5
TOTAL COUNTY FLOOD CONTROL DISTRICT	\$ 159,400	\$	\$	\$ 24,900	\$ 24,900	\$ 184,300	
TOTAL SPECIAL DISTRICTS GOVERNED THROUGH BOARD OF SUPERVISORS	\$ 564,590	\$ 108,397	\$ 108,397	\$ 279,125	\$ 279,125	\$ 735,318	

COUNTY OF SAN DIEGO FINAL BUDGET
 1973-1974
 SPECIAL DISTRICTS
 GOVERNED THROUGH BOARD OF SUPERVISORS
 STATUS OF EXPENDITURES FROM BOND (CONSTRUCTION) FUNDS
 SPECIAL INFORMATION STATEMENT
 SCHEDULE 15

DESCRIPTION ISSUE - FUND - PROJECT IDENTIFICATION	AMOUNT OF BONDS AUTHORIZED	AMOUNT OF BONDS SOLD TO DATE	TOTAL ACTUAL OR ESTIMATED PROJECT COST	TOTAL EXPENDITURES . . . AS OF 6-30-73	
				FROM BOND PROCEEDS	FROM OTHER SOURCES
2102-10 ALPINE SANITATION DISTRICT BOND CONSTRUCTION	\$ 580,000	\$ 285,000	\$ 913,079	\$ 285,000	\$ 598,382
2103-10 BUENA SANITATION DISTRICT BOND CONSTRUCTION	2,265,000	2,265,000	2,751,843	2,265,000	251,317
2108-10 RAMONA SANITATION DISTRICT BOND CONSTRUCTION	1,200,000	1,200,000	2,727,200	553,635	
2704-10 COUNTY SERVICE AREA 4	440,000	152,000	438,000	83,152	
TOTAL SPECIAL DISTRICTS GOVERNED THROUGH BOARD OF SUPERVISORS	\$ 4,485,000	\$ 3,902,000	\$ 6,830,122	\$ 3,186,787	\$ 849,699

SPECIAL DISTRICTS

GOVERNED THROUGH LOCAL BOARDS

COUNTY OF SAN DIEGO FINAL BUDGET
 1973-1974
 SUMMARY OF SPECIAL DISTRICT BUDGETS
 GOVERNED THROUGH LOCAL BOARDS
 SCHEDULE 11

FUND	APPROPRIATIONS		REQUIREMENTS	TOTAL REQUIREMENTS
	EXPENDITURES	CONTINGENCIES	PROVISIONS FOR RESERVES (INCREASES OR NEW RESERVES)	
PALM CITY SANITATION - OPERATING	\$ 28,600	\$	\$	\$ 28,600
PALM CITY SANITATION - DEBT SERVICE	45,980			45,980
SAN YSIDRO SANITATION - DEBT SERVICE	7,744			7,744
VISTA SANITATION - OPERATING	372,500	3,500	13,000	389,000
VISTA SANITATION - DEBT SERVICE	216,943			216,943
TOTAL DISTRICTS GOVERNED BY LOCAL BOARDS	\$ 671,767	\$ 3,500	\$ 13,000	\$ 688,267

COUNTY OF SAN DIEGO FINAL BUDGET
 1973-1974
 SUMMARY OF SPECIAL DISTRICT BUDGETS
 GOVERNED THROUGH LOCAL BOARDS
 SCHEDULE 11

MEANS OF FINANCING					TAX RATE ON
AVAILABLE FINANCING	TOTAL	CURRENT PROPERTY TAX TO BALANCE BUDGET	UNSECURED	SECURED	SECURED ROLL (ACTUAL)
\$ 28,600 (1)	\$	\$	\$	\$	
6,029	39,951	263	39,688	.161	
864	6,880	147	6,733	.191	
389,000					
102,428	114,515	1,250	113,265	.202	
526,921	161,346	1,660	159,686		
UNUSED FUND BALANCE (1) \$ 8,270					

COUNTY OF SAN DIEGO FINAL BUDGET
1973-1974
SUMMARY OF AVAILABLE FINANCING
BEFORE PROVIDING FOR CURRENT PROPERTY TAX LEVY
BUDGETS OF SPECIAL DISTRICTS
GOVERNED THROUGH LOCAL BOARDS
SCHEDULE 12

FUND	FUND BALANCE AS OF JUNE 30, 1973 (ACTUAL)	RESERVE FOR ENCUMBRANCES LESS: FUND BALANCE - UNAVAILABLE UNCANCELLED GENERAL RESERVES AND RESERVES WITHIN A.C.O. FUNDS	OTHER RESERVES
PALM CITY SANITATION - OPERATING	\$ 33,370	\$	\$	\$
PALM CITY SANITATION - DEBT SERVICE	7,545		3,325	
SAN YSIDRO SANITATION - DEBT SERVICE	7,811		7,297	
VISTA SANITATION - OPERATING	118,579	37,138		
VISTA SANITATION - DEBT SERVICE	96,428			
TOTAL DISTRICTS GOVERNED BY LOCAL BOARDS	\$ 263,733	\$ 37,138	\$ 10,622	\$

COUNTY OF SAN DIEGO FINAL BUDGET
 1973-1974
 SUMMARY OF AVAILABLE FINANCING
 BEFORE PROVIDING FOR CURRENT PROPERTY TAX LEVY
 BUDGETS OF SPECIAL DISTRICTS
 GOVERNED THROUGH LOCAL BOARDS
 SCHEDULE 12

INTER-FUND TRANSFERS	FUND BALANCE AVAILABLE FOR FINANCING BUDGET YEAR REQUIREMENTS-ACTUAL	ESTIMATED REVENUES OTHER THAN CURRENT PROPERTY TAXES	TOTAL AVAILABLE FINANCING
\$	\$ 33,370	\$ 3,500	\$ 36,870
	4,220	1,809	6,029
	514	350	864
	81,441	307,559	389,000
	96,428	6,000	102,428
\$	\$ 215,973	\$ 319,218	\$ 535,191

COUNTY OF SAN DIEGO FINAL BUDGET
1973-1974
SPECIAL DISTRICTS
GOVERNED THROUGH LOCAL BOARDS
ASSESSED VALUATION AND DELINQUENCY ALLOWANCE DATA
SCHEDULE 13A

DISTRICT-FUND NET ASSESSED VALUATION		DELINQUENCY ALLOWANCE SECURED %
	SECURED ROLL	UNSECURED ROLL	
SANITATION DISTRICTS			
PALM CITY SANITATION DISTRICT - MAINTENANCE	\$ 24,749,839	\$ 234,024	.60
PALM CITY SANITATION DISTRICT - DEBT SERVICE	24,749,839	234,024	.60
SAN YSIDRO SANITATION DISTRICT - DEBT SERVICE	3,569,055	71,546	1.20
VISTA SANITATION DISTRICT - MAINTENANCE	53,808,600	520,855	5.00
VISTA SANITATION DISTRICT - DEBT SERVICE	56,130,866	520,855	.90
 TOTAL SPECIAL DISTRICTS GOVERNED THROUGH LOCAL BOARDS	 \$163,008,199	 \$ 1,581,304	

COUNTY OF SAN DIEGO FINAL BUDGET
 1973-1974
 SPECIAL DISTRICTS
 GOVERNED THROUGH LOCAL BOARDS
 ANALYSIS OF REVENUE BY DISTRICT BY SOURCE
 OTHER THAN CURRENT PROPERTY TAXES
 SCHEDULE 13B

REVENUE ACCOUNT	DISTRICT - REVENUE SOURCE	ACTUAL REVENUES 1971-1972	ACTUAL REVENUES 1972-1973	REVENUE ESTIMATES RECOMMENDED 1973-1974	ADOPTED BY THE BOARD OF SUPERVISORS 1973-1974	FUND - GENERAL OR OPERATING UNLESS OTHERWISE INDICATED
SANITATION DISTRICTS						
PALM CITY SANITATION DISTRICT - MAINTENANCE						
TAXES OTHER THAN CURRENT PROPERTY						
203.01	PROPERTY TAXES - PRIOR SECURED	\$ 511	\$.630	\$ 400	\$ 400	DEBT SERVICE, 1954 B
204.01	PROPERTY TAXES - PRIOR UNSECURED		1			DEBT SERVICE, 1954 B
	TOTAL TAXES OTHER THAN CURRENT PROPERTY	\$ 511 *	\$ 631 *	\$ 400 *	\$ 400 *	
USE OF MONEY AND PROPERTY						
219.01	INTEREST - DEPOSITS AND INVESTMENTS	\$ 2,021	\$ 2,735	\$ 1,500	\$ 1,500	
219.01	INTEREST - DEPOSITS AND INVESTMENTS	1,373	2,657	1,409	1,409	DEBT SERVICE, 1954 B
	TOTAL USE OF MONEY AND PROPERTY	\$ 3,394 *	\$ 5,392 *	\$ 2,909 *	\$ 2,909 *	
CHARGES FOR CURRENT SERVICES						
280.02	SANITATION SERV-SEWER SERV CHG & CON FEE	\$ 5,027	\$ 17	\$	\$	
280.06	SANITATION SERV-CONNECT FEES	4,400	4,400	2,000	2,000	
	TOTAL CHARGES FOR CURRENT SERVICES	\$ 9,427 *	\$ 4,417 *	\$ 2,000 *	\$ 2,000 *	
OTHER REVENUE						
290.01	REV APP PR YR-OTHER REVENUE	\$ 40-		\$	\$	
290.08	REV APP PR YR-CHARGES FOR CURRENT SERV		40-			
293.09	OTHER-TRANSFERS FROM OTHER FUNDS	17,665				DEBT SERVICE, 1954 B
	TOTAL OTHER REVENUE	\$ 17,625 *	\$ 40-*	\$ *	\$ *	
	TOTAL DISTRICT	\$ 30,957 *	\$ 10,400 *	\$ 5,309 *	\$ 5,309 *	
SAN YSIDRO SANITATION DISTRICT - DEBT SERVICE 1950						
TAXES OTHER THAN CURRENT PROPERTY						
203.01	PROPERTY TAXES - PRIOR SECURED	\$ 344	\$ 67-	\$	\$	DEBT SERVICE 1950

COUNTY OF SAN DIEGO FINAL BUDGET
 1973-1974
 SPECIAL DISTRICTS
 GOVERNED THROUGH LOCAL BOARDS
 ANALYSIS OF REVENUE BY DISTRICT BY SOURCE
 OTHER THAN CURRENT PROPERTY TAXES
 SCHEDULE 13B

REVENUE ACCOUNT	DISTRICT - REVENUE SOURCE	ACTUAL REVENUES 1971-1972	ACTUAL REVENUES 1972-1973	REVENUE ESTIMATES RECOMMENDED 1973-1974	ADOPTED BY THE BOARD OF SUPERVISORS 1973-1974	FUND - GENERAL OR OPERATING UNLESS OTHERWISE INDICATED
SAN YSIDRO SANITATION DISTRICT - DEBT SERVICE 1950 - CONTINUED						
204.01	PROPERTY TAXES - PRIOR UNSECURED	14	2			DEBT SERVICE 1950
	TOTAL TAXES OTHER THAN CURRENT PROPERTY	\$ 358 *	\$ 65-**	\$ *	\$ *	*
USE OF MONEY AND PROPERTY						
219.01	INTEREST - DEPOSITS AND INVESTMENTS	\$ 420	\$ 525	\$ 350	\$ 350	DEBT SERVICE 1950
	TOTAL USE OF MONEY AND PROPERTY	\$ 420 *	\$ 525 *	\$ 350 *	\$ 350 *	*
AID FROM OTHER GOVERNMENTAL AGENCIES						
227.01	OTHER STATE IN-LIEU TAXES-HWY LAND RENT	\$	\$ 71	\$	\$	DEBT SERVICE 1950
	TOTAL AID FROM OTHER GOVERNMENTAL AGENCIES	\$ *	\$ 71 *	\$ *	\$ *	*
OTHER REVENUE						
290.02	REV APP PR YR-TAXES	\$ 56-	\$	\$	\$	DEBT SERVICE 1950
	TOTAL OTHER REVENUE	\$ 56-**	\$ *	\$ *	\$ *	*
	TOTAL DISTRICT	\$ 722 *	\$ 531 *	\$ 350 *	\$ 350 *	*
VISTA SANITATION DISTRICT - MAINTENANCE TAXES OTHER THAN CURRENT PROPERTY						
203.01	PROPERTY TAXES - PRIOR SECURED	\$ 2,070	\$ 2,882	\$ 1,000	\$ 1,000	DEBT SERVICE 1956A - 1962A&B
204.01	PROPERTY TAXES - PRIOR UNSECURED	12	7			DEBT SERVICE 1956A - 1962A&B
	TOTAL TAXES OTHER THAN CURRENT PROPERTY	\$ 2,082 *	\$ 2,889 *	\$ 1,000 *	\$ 1,000 *	*
USE OF MONEY AND PROPERTY						
219.01	INTEREST - DEPOSITS AND INVESTMENTS	\$ 8,059	\$ 9,963	\$ 4,000	\$ 12,000	DEBT SERVICE 1956A - 1962A&B
219.01	INTEREST - DEPOSITS AND INVESTMENTS	4,620	4,748	5,000	5,000	DEBT SERVICE 1956A - 1962A&B
	TOTAL USE OF MONEY AND PROPERTY	\$ 12,679 *	\$ 14,711 *	\$ 9,000 *	\$ 17,000 *	*

COUNTY OF SAN DIEGO FINAL BUDGET
 1973-1974
 SPECIAL DISTRICTS
 GOVERNED THROUGH LOCAL BOARDS
 ANALYSIS OF REVENUE BY DISTRICT BY SOURCE
 OTHER THAN CURRENT PROPERTY TAXES -
 SCHEDULE 13B

REVENUE ACCOUNT	DISTRICT - REVENUE SOURCE	ACTUAL REVENUES 1971-1972	ACTUAL REVENUES 1972-1973	REVENUE ESTIMATES RECOMMENDED 1973-1974	ADOPTED BY THE BOARD OF SUPERVISORS 1973-1974	FUND - GENERAL OR OPERATING UNLESS OTHERWISE INDICATED			
VISTA SANITATION DISTRICT - MAINTENANCE - CONTINUED									
AID FROM OTHER GOVERNMENTAL AGENCIES									
227.01	OTHER STATE IN-LIEU TAXES-HWAY LAND RENT	\$	\$	5	\$	DEBT SERVICE 1956A - 1962A&B			
TOTAL AID FROM OTHER GOVERNMENTAL AGENCIES		\$	* \$	5 *	\$	*			
CHARGES FOR CURRENT SERVICES									
280.02	SANITATION SERV-SEWER SERV CHG & CON FEE	\$	161,414	\$	180,014	\$	250,000	\$	243,559
280.03	SANITATION SERV-OTHER GOVERN AGENCIES						21,330		
280.05	SANITATION SERV-CAPACITY FEES						50,000		5,000
280.06	SANITATION SERV-CONNECT FEES		30,775		41,975		70,000		40,000
TOTAL CHARGES FOR CURRENT SERVICES		\$	192,189 *	\$	221,989 *	\$	391,330 *	\$	288,559 *
OTHER REVENUE									
290.01	REV APP PR YR-OTHER REVENUE	\$	17,333	\$		\$			
290.02	REV APP PR YR-TAXES		18						
290.02	REV APP PR YR-TAXES		71		1-				DEBT SERVICE 1956A - 1962A&B
290.08	REV APP PR YR-CHARGES FOR CURRENT SERV		1,534		4,093				
293.09	OTHER-TRANSFERS FROM OTHER FUNDS		35,677						DEBT SERVICE 1956A - 1962A&B
293.20	OTHER-MISCELLANEOUS		32		409		27,000		7,000
TOTAL OTHER REVENUE		\$	54,629 *	\$	4,501 *	\$	27,000 *	\$	7,000 *
TOTAL DISTRICT		\$	261,579 *	\$	244,095 *	\$	428,330 *	\$	313,559 *
TOTAL SANITATION DISTRICTS		\$	293,258 *	\$	255,026 *	\$	433,989 *	\$	319,218 *
TOTAL DISTRICTS GOVERNED THROUGH LOCAL BOARDS		\$	293,258	\$	255,026	\$	433,989	\$	319,218

COUNTY OF SAN DIEGO FINAL BUDGET
1973-1974
SPECIAL DISTRICTS
GOVERNED THROUGH LOCAL BOARDS
EXPENDITURE DETAIL
SCHEDULE 13C

DISTRICT - EXPENDITURE CLASSIFICATION	ACTUAL EXPENDITURES 1971-1972	ACTUAL EXPENDITURES 1972-1973	EXPENDITURE ESTIMATES RECOMMENDED 1973-1974	APPROPRIATIONS ADOPTED BY THE BOARD OF SUPERVISORS 1973-1974	FUND - GENERAL OR OPERATING UNLESS OTHERWISE INDICATED
SANITATION DISTRICTS					
PALM CITY SANITATION DISTRICT - MAINTENANCE					
SERVICES AND SUPPLIES					
315 PROFESSIONAL AND SPECIALIZED SERVICES	\$ 313	\$ 3,092	\$ 28,300	\$ 28,300	
340 SPECIAL DEPARTMENTAL EXPENSE	17,865		300	300	
TOTAL SERVICES AND SUPPLIES	\$ 18,178 *	\$ 3,092 *	\$ 28,600 *	\$ 28,600 *	
OTHER CHARGES					
455 BOND REDEMPTIONS	\$ 38,000	\$ 38,000	\$ 38,000	\$ 38,000	DEBT SERVICE, 1954 B
456 INTEREST ON BONDS	10,640	9,310	7,980	7,980	DEBT SERVICE, 1954 B
TOTAL OTHER CHARGES	\$ 48,640 *	\$ 47,310 *	\$ 45,980 *	\$ 45,980 *	
TOTAL DISTRICT	\$ 66,818 *	\$ 50,402 *	\$ 74,580 *	\$ 74,580 *	
SAN YSIDRO SANITATION DISTRICT - DEBT SERVICE 1950					
OTHER CHARGES					
455 BOND REDEMPTIONS	\$ 7,000	\$ 7,000	\$ 7,000	\$ 7,000	DEBT SERVICE 1950
456 INTEREST ON BONDS	1,339	1,041	744	744	DEBT SERVICE 1950
TOTAL OTHER CHARGES	\$ 8,339 *	\$ 8,041 *	\$ 7,744 *	\$ 7,744 *	
TOTAL DISTRICT	\$ 8,339 *	\$ 8,041 *	\$ 7,744 *	\$ 7,744 *	
VISTA SANITATION DISTRICT - MAINTENANCE					
SERVICES AND SUPPLIES					
290 MAINTENANCE-STRUCTURES IMPROVE GROUNDS	\$ 53,508	\$ 62,969	\$ 53,489	\$ 100,000	
305 MISCELLANEOUS EXPENSE		162			
315 PROFESSIONAL AND SPECIALIZED SERVICES	35,427	39,560	80,103	86,700	
340 SPECIAL DEPARTMENTAL EXPENSE	103,191	85,008	130,400	145,800	
TOTAL SERVICES AND SUPPLIES	\$ 192,126 *	\$ 187,699 *	\$ 263,992 *	\$ 332,500 *	

COUNTY OF SAN DIEGO FINAL BUDGET
 1973-1974
 SPECIAL DISTRICTS
 GOVERNED THROUGH LOCAL BOARDS
 EXPENDITURE DETAIL
 SCHEDULE 13C

DISTRICT - EXPENDITURE CLASSIFICATION	EXPENDITURES		APPROPRIATIONS		FUND - GENERAL OR OPERATING UNLESS OTHERWISE INDICATED
	ACTUAL EXPENDITURES 1971-1972	ACTUAL EXPENDITURES 1972-1973	EXPENDITURE ESTIMATES RECOMMENDED 1973-1974	ADOPTED BY THE BOARD OF SUPERVISORS 1973-1974	
VISTA SANITATION DISTRICT - MAINTENANCE - CONTINUED					
OTHER CHARGES					
455 BOND REDEMPTIONS	\$ 70,000	\$ 70,000	\$ 120,000	\$ 120,000	DEBT SERVICE 1956A - 1962A&B
456 INTEREST ON BONDS	70,326	67,374	96,943	96,943	DEBT SERVICE 1956A - 1962A&B
TOTAL OTHER CHARGES	\$ 140,326 *	\$ 137,374 *	\$ 216,943 *	\$ 216,943 *	
FIXED ASSETS					
510 EQUIPMENT	\$	\$	\$ 61,950	\$	
530 STRUCTURES AND IMPROVEMENTS	81,286	15,262	100,000	40,000	
501 SEWER SYSTEM IMPROVEMENTS			100,000	40,000	
TOTAL FIXED ASSETS	\$ 81,286 *	\$ 15,262 *	\$ 161,950 *	\$ 40,000 *	
CONTINGENCIES					
705 CONTINGENCY RESERVE	\$	\$	\$ 10,000	\$ 3,500	
TOTAL CONTINGENCIES	\$ *	\$ *	\$ 10,000 *	\$ 3,500 *	
TOTAL DISTRICT	\$ 413,738 *	\$ 340,335 *	\$ 652,885 *	\$ 592,943 *	
TOTAL SANITATION DISTRICTS	\$ 488,895 *	\$ 398,778 *	\$ 735,209 *	\$ 675,267 *	
TOTAL DISTRICTS GOVERNED THROUGH LOCAL BOARDS	\$ 488,895	\$ 398,778	\$ 735,209	\$ 675,267	

COUNTY OF SAN DIEGO FINAL BUDGET
1973-1974
SPECIAL DISTRICTS
GOVERNED THROUGH LOCAL BOARDS
DETAIL OF PROVISIONS FOR RESERVES
(WITH SUPPLEMENTAL DATA AFFECTING RESERVE TOTALS)
SCHEDULE 14

DESCRIPTION - PURPOSE	RESERVE BALANCE AS OF JUNE 30, 1973	DECREASES BY CANCELLATION MADE AVAILABLE FOR FINANCING		INCREASES OR NEW RESERVES TO BE PROVIDED IN BUDGET YEAR		TOTAL RESERVE FOR BUDGET YEAR		FUND
		RECOMMENDED	APPROVED/ADOPTED BOARD OF SUPERVISORS	RECOMMENDED	ADOPTED BOARD OF SUPERVISORS	BUDGET YEAR	FUND	
GENERAL RESERVE	\$ 3,990	\$ 665	\$ 665	\$	\$	\$ 3,325	PALM CITY SANITATION DIST. DEBT SERVICE	
GENERAL RESERVE	7,446	149	149			7,297	SAN YSIDRO SANITATION DIST. DEBT SERVICE	
GENERAL RESERVE	92,910	92,910	92,910				VISTA SANI- TATION DIST. DEBT SERVICE	
WASTEWATER A.C.O. RESERVE				13,000	13,000	13,000	VISTA MAINTENANCE	
 TOTAL DISTRICTS GOVERNED BY LOCAL BOARDS	 \$ 104,346	 \$ 93,724	 \$ 93,724	 \$ 13,000	 \$ 13,000	 \$ 23,622		

COUNTY OF SAN DIEGO FINAL BUDGET
1973-1974
SPECIAL DISTRICTS
GOVERNED THROUGH LOCAL BOARDS
STATUS OF EXPENDITURES FROM BOND (CONSTRUCTION) FUNDS
SPECIAL INFORMATION STATEMENT
SCHEDULE 15

DESCRIPTION ISSUE - FUND - PROJECT IDENTIFICATION	AMOUNT OF BONDS AUTHORIZED	AMOUNT OF BONDS SOLD TO DATE	TOTAL ACTUAL OR ESTIMATED PROJECT COST	TOTAL EXPENDITURES AS OF 6-30-73 . . .	
				FROM BOND PROCEEDS	FROM OTHER SOURCES

THERE WERE NO TRANSACTIONS TO BE REPORTED DURING THE PERIOD JULY 1, 1972 TO JUNE 30, 1973.

COUNTY OF SAN DIEGO FINAL BUDGET
1973-1974
SCHEDULE OF POSITIONS

GENERAL ADMINISTRATION

CLASS NUMBER	TITLE	-----AUTHORIZED POSITIONS-----			RANGE AND STEP OR FOOTNOTE
		1972-1973 CURRENT	1973-1974 RECOMMENDED	1973-1974 APPROVED	
BUDGET UNIT - 0100 BOARD OF SUPERVISORS					
STATUTORY POSITIONS					
0100	COUNTY SUPERVISOR	5			200
UNCLASSIFIED POSITIONS					
0372	CONFIDENTIAL INVESTIGATOR	5			33 A
0373	CONFIDENTIAL INVESTIGATOR	6			267
CLASSIFIED POSITIONS					
2397	BOARD REPRESENTATIVE III				45 A
	OR				
2398	BOARD REPRESENTATIVE II				41.5 A
	OR				
2399	BOARD REPRESENTATIVE I	5			37 A
2760	INTERMEDIATE STENOGRAPHER	3			29.5 A
2767	SECRETARY II	5			34 A
9999	TEMPORARY AND SEASONAL EMPLOYEES	10			202
TOTAL POSITIONS BUDGET UNIT 0100		39 *	*	*	
BUDGET UNIT - 0101 SUPERVISOR, DISTRICT #1					
STATUTORY POSITIONS					
0100	COUNTY SUPERVISOR		1	1	200
UNCLASSIFIED POSITIONS					
0372	CONFIDENTIAL INVESTIGATOR		1	1	33 A
0373	CONFIDENTIAL INVESTIGATOR		1	1	267
CLASSIFIED POSITIONS					
2397	BOARD REPRESENTATIVE III				45 A
	OR				
2398	BOARD REPRESENTATIVE II				41.5 A
	OR				
2399	BOARD REPRESENTATIVE I		1	1	37 A
2767	SECRETARY II		1	1	34 A
9999	TEMPORARY AND SEASONAL EMPLOYEES		1	1	202
TOTAL POSITIONS BUDGET UNIT 0101		*	6 *	6 *	
BUDGET UNIT - 0102 SUPERVISOR, DISTRICT #2					
STATUTORY POSITIONS					
0100	COUNTY SUPERVISOR		1	1	200
UNCLASSIFIED POSITIONS					
0372	CONFIDENTIAL INVESTIGATOR		1	1	33 A
0373	CONFIDENTIAL INVESTIGATOR		1	1	267
CLASSIFIED POSITIONS					
2397	BOARD REPRESENTATIVE III				45 A
	OR				
2398	BOARD REPRESENTATIVE II				41.5 A
	OR				
2399	BOARD REPRESENTATIVE I		1	1	37 A
2767	SECRETARY II		1	1	34 A
9999	TEMPORARY AND SEASONAL EMPLOYEES		1	1	202
TOTAL POSITIONS BUDGET UNIT 0102		*	6 *	6 *	
BUDGET UNIT - 0103 SUPERVISOR, DISTRICT #3					
STATUTORY POSITIONS					
0100	COUNTY SUPERVISOR		1	1	200

COUNTY OF SAN DIEGO FINAL BUDGET
1973-1974
SCHEDULE OF POSITIONS

GENERAL ADMINISTRATION

CLASS NUMBER	TITLE	AUTHORIZED POSITIONS			RANGE AND STEP OR FOOTNOTE
		1972-1973 CURRENT	1973-1974 RECOMMENDED	1973-1974 APPROVED	
BUDGET UNIT - 0103 SUPERVISOR, DISTRICT #3 - CONTINUED					
UNCLASSIFIED POSITIONS					
0372	CONFIDENTIAL INVESTIGATOR	1		1	33 A
0373	CONFIDENTIAL INVESTIGATOR	1		1	267
CLASSIFIED POSITIONS					
2397	BOARD REPRESENTATIVE III				45 A
	OR				
2398	BOARD REPRESENTATIVE II				41.5 A
	OR				
2399	BOARD REPRESENTATIVE I	1		1	37 A
2767	SECRETARY II	1		1	34 A
9999	TEMPORARY AND SEASONAL EMPLOYEES	1		1	202
TOTAL POSITIONS BUDGET UNIT 0103		*	6 *	6 *	
BUDGET UNIT - 0104 SUPERVISOR, DISTRICT #4					
STATUTORY POSITIONS					
0100	COUNTY SUPERVISOR	1		1	200
UNCLASSIFIED POSITIONS					
0372	CONFIDENTIAL INVESTIGATOR	1		1	33 A
0373	CONFIDENTIAL INVESTIGATOR	1		1	267
CLASSIFIED POSITIONS					
2397	BOARD REPRESENTATIVE III				45 A
	OR				
2398	BOARD REPRESENTATIVE II				41.5 A
	OR				
2399	BOARD REPRESENTATIVE I	1		1	37 A
2767	SECRETARY II	1		1	34 A
9999	TEMPORARY AND SEASONAL EMPLOYEES	1		1	202
TOTAL POSITIONS BUDGET UNIT 0104		*	6 *	6 *	
BUDGET UNIT - 0105 SUPERVISOR, DISTRICT #5					
STATUTORY POSITIONS					
0100	COUNTY SUPERVISOR	1		1	200
UNCLASSIFIED POSITIONS					
0372	CONFIDENTIAL INVESTIGATOR	1		1	33 A
0373	CONFIDENTIAL INVESTIGATOR	1		1	267
CLASSIFIED POSITIONS					
2397	BOARD REPRESENTATIVE III				45 A
	OR				
2398	BOARD REPRESENTATIVE II				41.5 A
	OR				
2399	BOARD REPRESENTATIVE I	1		1	37 A
2767	SECRETARY II	1		1	34 A
9999	TEMPORARY AND SEASONAL EMPLOYEES	1		1	202
TOTAL POSITIONS BUDGET UNIT 0105		*	6 *	6 *	
BUDGET UNIT - 0106 BOARD OF SUPERVISORS, GENERAL					
UNCLASSIFIED POSITIONS					
0373	CONFIDENTIAL INVESTIGATOR	1		1	267
CLASSIFIED POSITIONS					
2760	INTERMEDIATE STENOGRAPHER	2		2	29.5 A

COUNTY OF SAN DIEGO FINAL BUDGET
1973-1974
SCHEDULE OF POSITIONS

GENERAL ADMINISTRATION

CLASS NUMBER	TITLE	-----AUTHORIZED POSITIONS-----			RANGE AND STEP OR FOOTNOTE
		1972-1973 CURRENT	1973-1974 RECOMMENDED	1973-1974 APPROVED	
BUDGET UNIT - 0106 BOARD OF SUPERVISORS, GENERAL - CONTINUED					
9999	TEMPORARY AND SEASONAL EMPLOYEES		5	5	202
TOTAL POSITIONS BUDGET UNIT 0106		*	8 *	8 *	
BUDGET UNIT - 0130 CLERK, BOARD OF SUPERVISORS					
UNCLASSIFIED POSITIONS					
0470	ASSESSMENT APPEALS BOARD MEMBER	20	20	20	335
CLASSIFIED POSITIONS					
2110	CLERK OF THE BOARD OF SUPERVISORS	1	1	1	49 A
2208	ASST CLERK OF THE BOARD OF SUPERVISORS	1	1	1	43 A
2700	INTERMEDIATE CLERK				28 A
	OR				
2705	INTERMEDIATE TYPIST	10	10	10	28 A
2715	JUNIOR TYPIST	3	3	3	24.5 A
2730	SENIOR CLERK				32 A
	OR				
2740	SENIOR TYPIST	4	5	5	32 A
2760	INTERMEDIATE STENOGRAPHER	2	2	2	29.5 A
2767	SECRETARY II	1	1	1	34 A
2770	SENIOR STENOGRAPHER	1	1	1	32.5 A
2902	BOARD CLERK	7	7	7	36.5 A
2913	SENIOR BOARD CLERK	2	2	2	38.5 A
2925	SUPERVISING BOARD CLERK	2	2	2	41 A
3050	OFFSET EQUIPMENT OPERATOR	1	1	1	30.5 A
9999	TEMPORARY AND SEASONAL EMPLOYEES	10	10	10	202
TOTAL POSITIONS BUDGET UNIT 0130		65 *	66 *	66 *	
BUDGET UNIT - 0200 CHIEF ADMINISTRATIVE OFFICER					
CLASSIFIED POSITIONS					
2109	CHIEF ADMINISTRATIVE OFFICER	1	1	1	64.5 C
2206	ASSISTANT CHIEF ADMINISTRATIVE OFFICER	1	1	1	60.5 A
2303	ADMINISTRATIVE ASSISTANT II				45 A
	OR				
2304	ADMINISTRATIVE ASSISTANT I				41.5 A
	OR				
2306	ADMINISTRATIVE TRAINEE	2	1	1	37 A
2310	ASST TO THE CHIEF ADMINISTRATIVE OFFICER	1	1	1	50.5 A
2325	CHIEF DEPUTY ADMINISTRATIVE OFFICER		1	1	53.5 A
2700	INTERMEDIATE CLERK				28 A
	OR				
2705	INTERMEDIATE TYPIST	1	1	1	28 A
2760	INTERMEDIATE STENOGRAPHER	1	1	1	29.5 A
2767	SECRETARY II	2	2	2	34 A
9999	TEMPORARY AND SEASONAL EMPLOYEES	4	4	4	202
TOTAL POSITIONS BUDGET UNIT 0200		13 *	13 *	13 *	
BUDGET UNIT - 0210 C.A.O. - PUBLIC INFORMATION PROGRAM					
CLASSIFIED POSITIONS					
2333	PUBLIC INFORMATION ASSISTANT	1	2	2	39 A
2336	PUBLIC INFORMATION DIRECTOR	1	1	1	50.5 C

COUNTY OF SAN DIEGO FINAL BUDGET
1973-1974
SCHEDULE OF POSITIONS

GENERAL ADMINISTRATION

CLASS NUMBER	TITLE	AUTHORIZED POSITIONS			RANGE AND STEP OR FOOTNOTE
		1972-1973 CURRENT	RECOMMENDED 1973-1974	APPROVED	
BUDGET UNIT - 0210 C.A.O. - PUBLIC INFORMATION PROGRAM - CONTINUED					
2337	PUBLIC INFORMATION SPECIALIST	1	1	1	42 A
2760	INTERMEDIATE STENOGRAPHER	1	1	1	29.5 A
3052	PHOTOGRAPHER	1	2	2	36.5 A
3817	GRAPHIC ARTIST	1	1	1	40 A
9999	TEMPORARY AND SEASONAL EMPLOYEES	4	4	4	202
TOTAL POSITIONS BUDGET UNIT 0210		10 *	12 *	12 *	
BUDGET UNIT - 0220 C.A.O. - LEGISLATIVE PROGRAM					
CLASSIFIED POSITIONS					
2322	ASSOCIATE LEGISLATIVE REPRESENTATIVE	1	1	1	46.5 C
2332	DEPUTY ADMINISTRATIVE OFFICER	1	1	1	50 A
2358	SENIOR LEGISLATIVE REPRESENTATIVE	1	1	1	51 A
2760	INTERMEDIATE STENOGRAPHER	1	1	1	29.5 A
9999	TEMPORARY AND SEASONAL EMPLOYEES	4	4	4	202
TOTAL POSITIONS BUDGET UNIT 0220		8 *	8 *	8 *	
BUDGET UNIT - 0230 C.A.O. - CRIMINAL JUSTICE PLANNING					
CLASSIFIED POSITIONS					
2316	CRIMINAL JUSTICE PLANNING ASSISTANT	2	2	2	41 A
2328	CRIMINAL JUSTICE PLANNING COORDINATOR	1	1	1	48.5 C
2344	DEPUTY CRIMINAL JUSTICE COORDINATOR	1	1	1	45.5 C
2760	INTERMEDIATE STENOGRAPHER	1	1	1	29.5 A
9999	TEMPORARY AND SEASONAL EMPLOYEES	3	3	3	202
TOTAL POSITIONS BUDGET UNIT 0230		8 *	8 *	8 *	
BUDGET UNIT - 0240 COMPREHENSIVE PLANNING ORGANIZATION-ADMINISTRATION					
CLASSIFIED POSITIONS					
2306	ADMINISTRATIVE TRAINEE	2			37 A
2337	PUBLIC INFORMATION SPECIALIST	1			42 A
2368	SPECIAL PROJECTS OFFICER	1			46.5 A
2700	INTERMEDIATE CLERK				28 A
	OR				
2705	INTERMEDIATE TYPIST	1			28 A
2760	INTERMEDIATE STENOGRAPHER	1			29.5 A
2770	SENIOR STENOGRAPHER	1			32.5 A
3522	EXECUTIVE DIRECTOR, CPO	1			54.5 A
TOTAL POSITIONS BUDGET UNIT 0240		8 *	*	*	
BUDGET UNIT - 0241 COMPREHENSIVE PLANNING ORGANIZATION-DIRECT PROGRAM COSTS					
CLASSIFIED POSITIONS					
2341	RESEARCH ANALYST II				45 A
	OR				
2342	RESEARCH ANALYST I	1			41.5 A
2700	INTERMEDIATE CLERK				28 A
	OR				
2705	INTERMEDIATE TYPIST	3			28 A
2760	INTERMEDIATE STENOGRAPHER	3			29.5 A

COUNTY OF SAN DIEGO FINAL BUDGET
1973-1974
SCHEDULE OF POSITIONS

GENERAL ADMINISTRATION

CLASS NUMBER	TITLE	-----AUTHORIZED POSITIONS-----			RANGE AND STEP OR FOOTNOTE
		1972-1973 CURRENT	1973-1974 RECOMMENDED	1973-1974 APPROVED	
BUDGET UNIT - 0241 COMPREHENSIVE PLANNING ORGANIZATION-DIRECT PROGRAM COSTS - CONTINUED					
3507	ASSISTANT PLANNER				41 A
	OR				
3508	ASSOCIATE PLANNER				44 A
	OR				
3523	JUNIOR PLANNER	17			36.5 A
3520	CHIEF, PLANNING DIVISION	3			50.5 C
3521	DEP DIR, PROGRAM COORDINATION-PLANNING	1			51.5 C
3550	SENIOR PLANNER	10			47 B
3801	DRAFTSMAN II	6			37.5 A
3821	PLANNING AID II				32 A
	OR				
3822	PLANNING AID I	1			29 A
9999	TEMPORARY AND SEASONAL EMPLOYEES	15			202
TOTAL POSITIONS BUDGET UNIT 0241		60 *	*	*	
BUDGET UNIT - 0800 COUNTY COUNSEL					
CLASSIFIED POSITIONS					
2493	INTERMEDIATE ACCOUNT CLERK	1	1	1	29 A
2705	INTERMEDIATE TYPIST	2	2	2	28 A
2740	SENIOR TYPIST	1	1	1	32 A
2760	INTERMEDIATE STENOGRAPHER	6	7	7	29.5 A
2905	LEGAL STENOGRAPHER	5	5	5	33 A
2932	SUPERVISING LEGAL STENOGRAPHER	1	1	1	36.5 A
3900	ASSISTANT COUNTY COUNSEL	1	1	1	57.5 A
3902	COUNTY COUNSEL	1	1	1	61 C
3906	DEPUTY COUNTY COUNSEL IV	3	3	3	56.5 A
3907	DEPUTY COUNTY COUNSEL III				53 A
	OR				
3908	DEPUTY COUNTY COUNSEL II				49.5 A
	OR				
3909	DEPUTY COUNTY COUNSEL I	15	17	17	43.5 B
9999	TEMPORARY AND SEASONAL EMPLOYEES	2	5	5	202
TOTAL POSITIONS BUDGET UNIT 0800		38 *	44 *	44 *	
BUDGET UNIT - 0900 CIVIL SERVICE AND PERSONNEL					
UNCLASSIFIED POSITIONS					
0445	CIVIL SERVICE COMMISSION MEMBER	5	5	5	335
0447	EMPLOYEE RELATIONS PANEL MEMBER		3	3	354
0450	HEARING OFFICER	5	5	5	335
CLASSIFIED POSITIONS					
2133	DIRECTOR OF PERSONNEL	1	1	1	56.5 C
2215	ASSISTANT DIRECTOR OF PERSONNEL	1	1	1	51.5 A
2317	ASSISTANT SAFETY OFFICER	1	1	1	39.5 A
2323	ASSOCIATE PERSONNEL ANALYST				45.5 A
	OR				
2306	ADMINISTRATIVE TRAINEE				37 A
	OR				
2313	ASSISTANT PERSONNEL ANALYST	8	13	13	42 A
2327	CLAIMS EXAMINER	1	1	1	45 A
2335	PERSONNEL ASSISTANT	1			37 A
2338	PRINCIPAL PERSONNEL ANALYST	1	1	1	49.5 A

COUNTY OF SAN DIEGO FINAL BUDGET
 1973-1974
 SCHEDULE OF POSITIONS

GENERAL ADMINISTRATION

CLASS NUMBER	TITLE	AUTHORIZED POSITIONS			RANGE AND STEP OR FOOTNOTE
		1972-1973 CURRENT	1973-1974 RECOMMENDED	1973-1974 APPROVED	
BUDGET UNIT -- 0900 CIVIL SERVICE AND PERSONNEL -- CONTINUED					
2345	SAFETY OFFICER	1	1	1	47.5 A
2353	AFFIRMATIVE ACTION OFFICER	2			45.5 A
2370	SUGGESTION AWARDS COORDINATOR	1	1	1	47 A
2375	SUPERVISING PERSONNEL ANALYST	5	6	6	48 A
2380	TRAINING OFFICER	1	1	1	47 A
2493	INTERMEDIATE ACCOUNT CLERK	1	1	1	29 A
2700	INTERMEDIATE CLERK				28 A
	OR				
2705	INTERMEDIATE TYPIST	12	12	12	28 A
2725	PRINCIPAL CLERK		1	1	38.5 A
2730	SENIOR CLERK				32 A
	OR				
2740	SENIOR TYPIST	6	6	6	32 A
2745	SUPERVISING CLERK	1			35.5 A
2760	INTERMEDIATE STENOGRAPHER	3	3	3	29.5 A
2767	SECRETARY II	1	1	1	34 A
2768	SECRETARY I	1	1	1	31.5 A
3050	OFFSET EQUIPMENT OPERATOR	1	1	1	30.5 A
8801	CLAIMS ADJUSTOR			1	
9999	TEMPORARY AND SEASONAL EMPLOYEES	40	46	46	202
TOTAL POSITIONS BUDGET UNIT 0900		100 *	113 *	113 *	
TOTAL AGENCY POSITIONS		349 **	302 **	302 **	

COUNTY OF SAN DIEGO FINAL BUDGET
1973-1974
SCHEDULE OF POSITIONS

PROGRAM DEVELOPMENT AGENCY

CLASS NUMBER	TITLE	-----AUTHORIZED POSITIONS-----			RANGE AND STEP OR FOOTNOTE	
		1972-1973 CURRENT	RECOMMENDED	1973-1974 APPROVED		
BUDGET UNIT - 0265 PROGRAM DEVELOPMENT AGENCY						
CLASSIFIED POSITIONS						
2156	PROGRAM DEVELOPMENT ADMINISTRATOR	1	1	1	56	C
2303	ADMINISTRATIVE ASSISTANT II				45	A
	OR					
2304	ADMINISTRATIVE ASSISTANT I				41.5	A
	OR					
2306	ADMINISTRATIVE TRAINEE	4	4	4	37	A
2332	DEPUTY ADMINISTRATIVE OFFICER	1			50	A
2346	MANAGEMENT ASSISTANT III				51	A
	OR					
2347	MANAGEMENT ASSISTANT II				48	A
	OR					
2348	MANAGEMENT ASSISTANT I	6	7	7	45	A
2700	INTERMEDIATE CLERK				28	A
	OR					
2705	INTERMEDIATE TYPIST	1	2	2	28	A
2730	SENIOR CLERK				32	A
	OR					
2740	SENIOR TYPIST	2	2	2	32	A
2760	INTERMEDIATE STENOGRAPHER	1	1	1	29.5	A
2767	SECRETARY II	1	1	1	34	A
2915	STENOGRAPHIC REPORTER	1	1	1	35	A
8800	CITIZEN PARTICIPATION COORDINATOR					
9999	TEMPORARY AND SEASONAL EMPLOYEES	10	10	10	202	
TOTAL POSITIONS BUDGET UNIT 0265		28 *	30 *	30 *		
BUDGET UNIT - 0350 EDP SERVICES DEPARTMENT						
CLASSIFIED POSITIONS						
2123	DIRECTOR OF EDP SERVICES	1	1	1	53.5	C
2231	ASSISTANT DIRECTOR OF EDP SERVICES	1	1	1	50.5	C
2303	ADMINISTRATIVE ASSISTANT II	1	1	1	45	A
2422	ASST TO THE DIRECTOR OF EDP SERVICES	1	1	1	47.5	A
2427	ASSOCIATE SYSTEMS ANALYST				44	A
	OR					
2426	ASSISTANT SYSTEMS ANALYST				40.5	A
	OR					
2530	SYSTEMS ANALYST TRAINEE	45	48	48	37	A
2441	CHIEF, DATA PROCESSING, COUNTY CLERK		1	1	43	A
2469	DATA PROCESSING SUPERVISOR	5	7	7	40	A
2472	EDP OPERATIONS MANAGER	1	1	1	48	A
2488	EDP OPERATIONS SUPERVISOR	1	1	1	46	A
2493	INTERMEDIATE ACCOUNT CLERK	1	1	1	29	A
2496	PROGRAMMER TRAINEE				31.5	A
	OR					
2498	PROGRAMMER	2	3	3	35.5	A
2499	PRINCIPAL SYSTEMS ANALYST	5	5	5	48	C
2502	PROGRAMMER ANALYST II				43	A
	OR					
2503	PROGRAMMER ANALYST I		1	1	39.5	A
2510	SENIOR ACCOUNT CLERK	3	4	4	32	A
2525	SENIOR SYSTEMS ANALYST	15	17	17	46	C
2700	INTERMEDIATE CLERK				28	A
	OR					
2705	INTERMEDIATE TYPIST	9	10	10	28	A

COUNTY OF SAN DIEGO FINAL BUDGET
1973-1974
SCHEDULE OF POSITIONS

PROGRAM DEVELOPMENT AGENCY

CLASS NUMBER	TITLE	AUTHORIZED POSITIONS			RANGE AND STEP OR FOOTNOTE
		1972-1973 CURRENT	1973-1974 RECOMMENDED	1973-1974 APPROVED	
BUDGET UNIT - 0350 EDP SERVICES DEPARTMENT - CONTINUED					
2710	JUNIOR CLERK	1	1	1	24.5 A
2715	JUNIOR TYPIST	2	2	2	24.5 A
2730	SENIOR CLERK	1	1	1	32 A
2740	SENIOR TYPIST	1	1	1	32 A
2745	SUPERVISING CLERK	1	1	1	35.5 A
2767	SECRETARY II	1	1	1	34 A
3018	COMPUTER OPERATIONS SPECIALIST	4	5	5	37.5 A
3020	DATA PROCESSING OPERATOR	9	10	10	33.5 A
3020	DATA PROCESSING OPERATOR				33.5 A
	OR				
3019	DATA PROCESSING OPERATOR TRAINEE	6	6	6	30.5 A
3030	KEY PUNCH OPERATOR	14	14	14	29 A
3030	KEY PUNCH OPERATOR				29 A
	OR				
3025	JUNIOR KEY PUNCH OPERATOR	2	2	2	25.5 A
3035	KEY PUNCH SUPERVISOR	3	3	3	32 A
3069	SENIOR KEYPUNCH OPERATOR	1	1	1	30.5 A
3072	SENIOR DATA PROCESSING OPERATOR	4	5	5	35.5 A
3085	TABULATING OPERATOR	2	2	2	32.5 A
9999	TEMPORARY AND SEASONAL EMPLOYEES	36	36	36	202
TOTAL POSITIONS BUDGET UNIT 0350		179 *	194 *	194 *	
TOTAL AGENCY POSITIONS		207 **	224 **	224 **	

COUNTY OF SAN DIEGO FINAL BUDGET
1973-1974
SCHEDULE OF POSITIONS

FISCAL AGENCY

CLASS NUMBER	TITLE	-----AUTHORIZED POSITIONS-----			RANGE AND STEP OR FOOTNOTE
		1972-1973 CURRENT	-----1973-1974----- RECOMMENDED	APPROVED	
BUDGET UNIT - 0280 FISCAL AGENCY					
CLASSIFIED POSITIONS					
2152	FISCAL COORDINATOR	1	1	1	57.5 C
2303	ADMINISTRATIVE ASSISTANT II				45 A
	OR				
2304	ADMINISTRATIVE ASSISTANT I				41.5 A
	OR				
2306	ADMINISTRATIVE TRAINEE	1	1	1	37 A
2321	ENDOWMENT OFFICER		1		48.5 C
2332	DEPUTY ADMINISTRATIVE OFFICER		1	1	50 A
2760	INTERMEDIATE STENOGRAPHER		1	1	29.5 A
2767	SECRETARY II	1	1	1	34 A
8800	RISK MANAGER		1	1	
9999	TEMPORARY AND SEASONAL EMPLOYEES	3	3	3	202
TOTAL POSITIONS BUDGET UNIT 0280		6 *	10 *	10 *	
BUDGET UNIT - 0300 AUDITOR AND CONTROLLER					
CLASSIFIED POSITIONS					
2106	AUDITOR AND CONTROLLER	1	1	1	57.5 C
2203	ASSISTANT AUDITOR AND CONTROLLER	1	1	1	51 A
2302	ADMINISTRATIVE ASSISTANT III				47 A
	OR				
2303	ADMINISTRATIVE ASSISTANT II	1	1	1	45 A
2304	ADMINISTRATIVE ASSISTANT I				41.5 A
	OR				
2306	ADMINISTRATIVE TRAINEE	1	1	1	37 A
2403	ACCOUNTING TECHNICIAN	6	6	6	35.5 A
2425	ASSOCIATE ACCOUNTANT				42 A
	OR				
2405	ASSISTANT ACCOUNTANT				40 C
	OR				
2500	JUNIOR ACCOUNTANT	14	17	17	36.5 A
2435	CHIEF, BUDGET AND CLAIMS	1	1	1	48.5 A
2445	CHIEF, GENERAL ACCOUNTING	1	1	1	48.5 A
2450	CHIEF, POST AUDITS	1	1	1	48.5 A
2491	FISCAL ANALYST	2	3	3	46.5 A
2493	INTERMEDIATE ACCOUNT CLERK	11	11	11	29 A
2495	PROPERTY TAX COORDINATOR	1	1	1	47.5 A
2497	PRINCIPAL ACCOUNTANT	6	6	6	47 A
2505	SENIOR ACCOUNTANT	3	3	3	43.5 A
2510	SENIOR ACCOUNT CLERK	12	12	12	32 A
2512	SENIOR AUDITOR	5	5	5	45 A
2660	STOREKEEPER I	1	1	1	33.5 A
2700	INTERMEDIATE CLERK				28 A
	OR				
2705	INTERMEDIATE TYPIST	19	18	18	28 A
2710	JUNIOR CLERK	1	1	1	24.5 A
2730	SENIOR CLERK	1			32 A
2730	SENIOR CLERK				32 A
	OR				
2740	SENIOR TYPIST		4	4	32 A
2740	SENIOR TYPIST	3	1	1	32 A
2745	SUPERVISING CLERK	1	2	2	35.5 A

COUNTY OF SAN DIEGO FINAL BUDGET
1973-1974
SCHEDULE OF POSITIONS

FISCAL AGENCY

CLASS NUMBER	TITLE	AUTHORIZED POSITIONS			RANGE AND STEP OR FOOTNOTE
		1972-1973 CURRENT	1973-1974 RECOMMENDED	1973-1974 APPROVED	
BUDGET UNIT - 0300 AUDITOR AND CONTROLLER - CONTINUED					
2767	SECRETARY II	1			34 A
9999	TEMPORARY AND SEASONAL EMPLOYEES	35	35	35	202
TOTAL POSITIONS BUDGET UNIT 0300		129 *	133 *	133 *	
BUDGET UNIT - 0400 TREASURER					
STATUTORY POSITIONS					
0180	TREASURER	1	1	1	203
UNCLASSIFIED POSITIONS					
0280	CHIEF DEPUTY COUNTY TREASURER	1	1	1	271
0440	RETIREMENT BOARD MEMBERS 4 5 AND 6	3	3	3	335
CLASSIFIED POSITIONS					
2315	ASSISTANT RETIREMENT OFFICER	1	1	1	42.5 A
2340	RETIREMENT OFFICER	1	1	1	47.5 A
2403	ACCOUNTING TECHNICIAN	1	1	1	35.5 A
2405	ASSISTANT ACCOUNTANT				40 C
	OR				
2425	ASSOCIATE ACCOUNTANT				42 A
	OR				
2500	JUNIOR ACCOUNTANT	1	1	1	36.5 A
2430	CASHIER	3	3	3	30.5 A
2493	INTERMEDIATE ACCOUNT CLERK	4	4	4	29 A
2505	SENIOR ACCOUNTANT	1	1	1	43.5 A
2510	SENIOR ACCOUNT CLERK	3	3	3	32 A
2700	INTERMEDIATE CLERK				28 A
	OR				
2705	INTERMEDIATE TYPIST	5	4	4	28 A
2730	SENIOR CLERK				32 A
	OR				
2740	SENIOR TYPIST	1	1	1	32 A
2760	INTERMEDIATE STENOGRAPHER	1	2	2	29.5 A
2767	SECRETARY II	1	1	1	34 A
5615	INHERITANCE TAX INVESTIGATOR	2			37.5 A
8800	INHERITANCE TAX EXAMINER III		1	1	
8801	INHERITANCE TAX EXAMINER II		1	1	
8802	INHERITANCE TAX EXAMINER I		1	1	
9999	TEMPORARY AND SEASONAL EMPLOYEES	6	6	6	202
TOTAL POSITIONS BUDGET UNIT 0400		36 *	37 *	37 *	
BUDGET UNIT - 0500 ASSESSOR					
STATUTORY POSITIONS					
0110	ASSESSOR	1	1	1	205
UNCLASSIFIED POSITIONS					
0210	CHIEF DEPUTY COUNTY ASSESSOR	1	1	1	269
CLASSIFIED POSITIONS					
2330	EXECUTIVE ASSISTANT I	1	1	1	48.5 A
2341	RESEARCH ANALYST II				45 A
	OR				
2342	RESEARCH ANALYST I	4	4	4	41.5 A
2493	INTERMEDIATE ACCOUNT CLERK	1	1	1	29 A
2501	PROGRAMMER ANALYST III	1	1	1	45 A
2502	PROGRAMMER ANALYST II	1	1	1	43 A

COUNTY OF SAN DIEGO FINAL BUDGET
1973-1974
SCHEDULE OF POSITIONS

FISCAL AGENCY

CLASS NUMBER	TITLE	-----AUTHORIZED POSITIONS-----			RANGE AND STEP OR FOOTNOTE
		1972-1973 CURRENT	-----1973-1974----- RECOMMENDED	APPROVED	
BUDGET UNIT - 0500 ASSESSOR - CONTINUED					
2503	PROGRAMMER ANALYST I	1	1	1	39.5 A
2510	SENIOR ACCOUNT CLERK	1	1	1	32 A
2700	INTERMEDIATE CLERK				28 A
	OR				
2705	INTERMEDIATE TYPIST	54	54	54	28 A
2710	JUNIOR CLERK				24.5 A
	OR				
2715	JUNIOR TYPIST	4	2	2	24.5 A
2730	SENIOR CLERK	14	14	14	32 A
2745	SUPERVISING CLERK	4	4	4	35.5 A
2760	INTERMEDIATE STENOGRAPHER	4	4	4	29.5 A
2767	SECRETARY II	2	2	2	34 A
2810	TELEPHONE OPERATOR AND INFORMATION CLERK	3			27.5 A
3004	ASST CHF, ASSESSMENT RECORDS DIVISION	1	1	1	40.5 A
3005	CHIEF, ASSESSMENT RECORDS DIVISION	1	1	1	47.5 A
3030	KEY PUNCH OPERATOR	5	6	6	29 A
3035	KEY PUNCH SUPERVISOR	1	1	1	32 A
3038	LAYOUT COMPOSER	1	1	1	32 A
3600	ASSESSMENT MAPPING SUPERVISOR	2	2	2	42 A
3601	ASST CHF, ASSESSMENT MAPPING DIVISION	1	1	1	44 A
3665	CHIEF, ASSESSMENT MAPPING DIVISION	1	1	1	47 A
3800	DRAFTSMAN III	2			40 A
3801	DRAFTSMAN II		4	4	37.5 A
	OR				
3802	DRAFTSMAN I	18	19	19	34.5 A
5503	APPRAISER III	22	24	24	44.5 A
5504	APPRAISER II				42 A
	OR				
5505	APPRAISER I				39.5 A
	OR				
5510	APPRAISER AID	72	62	62	36.5 A
5512	SUPERVISING APPRAISER	11	11	11	46.5 A
5516	ASSESSORS FIELD ASSISTANT	1	1	1	44.5 A
5522	ASSISTANT CHIEF, APPRAISER-REALT	1	1	1	48.5 A
5523	ASSISTANT CHIEF, APPRAISER-BUSINESS	1	1	1	48.5 A
5526	AUDIT-APPRAISER III	4	6	6	45 A
5527	AUDIT-APPRAISER II				42.5 A
	OR				
2500	JUNIOR ACCOUNTANT				36.5 A
	OR				
5528	AUDIT-APPRAISER I	9	14	14	40 C
5529	SUPERVISING AUDITOR-APPRAISER	2	2	2	47 A
5532	CHIEF, APPRAISER-BUSINESS	1	1	1	50.5 A
5533	ASS'T ASSESSOR-VALUATION	1	1	1	51.5 C
5535	EXEMPTIONS SUPERVISOR	1	1	1	45.5 A
5536	CHIEF, APPRAISER-REALT	1	1	1	50.5 A
5537	CHIEF, APPRAISER-STANDARDS	1	1	1	48.5 A
5590	VALUATION ESTIMATOR	1	1	1	46.5 A
8801	APPRAISER CODERS		5	5	
8802	SENIOR APPR. CODERS		1	1	
9999	TEMPORARY AND SEASONAL EMPLOYEES				
TOTAL POSITIONS BUDGET UNIT 0500		135	150	150	202
		394 *	413 *	413 *	
BUDGET UNIT - 0600 TAX COLLECTOR					
STATUTORY POSITIONS					
0170	TAX COLLECTOR	1	1	1	206

COUNTY OF SAN DIEGO FINAL BUDGET
1973-1974
SCHEDULE OF POSITIONS

FISCAL AGENCY

CLASS NUMBER	TITLE	AUTHORIZED POSITIONS			RANGE AND STEP OR FOOTNOTE
		1972-1973 CURRENT	1973-1974 RECOMMENDED	1973-1974 APPROVED	
BUDGET UNIT - 0600 TAX COLLECTOR - CONTINUED					
UNCLASSIFIED POSITIONS					
0270	CHIEF DEPUTY COUNTY TAX COLLECTOR	1	1	1	276
CLASSIFIED POSITIONS					
2303	ADMINISTRATIVE ASSISTANT II				45 A
2304	ADMINISTRATIVE ASSISTANT I				41.5 A
2306	ADMINISTRATIVE TRAINEE		1	1	37 A
2403	ACCOUNTING TECHNICIAN	1	1	1	35.5 A
2430	CASHIER	4	4	4	30.5 A
2449	CHIEF OF FIELD COLLECTIONS	1	1	1	40 A
2456	CHIEF, SECURED TAX SERVICES	1	1	1	40 A
2490	FIELD DEPUTY TAX COLLECTOR	4	4	4	37.5 A
2493	INTERMEDIATE ACCOUNT CLERK	6	10	10	29 A
2505	SENIOR ACCOUNTANT	1	1	1	43.5 A
2510	SENIOR ACCOUNT CLERK	3	3	3	32 A
2513	SENIOR CASHIER	1	1	1	33 A
2700	INTERMEDIATE CLERK				28 A
2705	INTERMEDIATE TYPIST	16	15	15	28 A
2730	SENIOR CLERK				32 A
2740	SENIOR TYPIST	7	7	7	32 A
2745	SUPERVISING CLERK	3	3	3	35.5 A
2760	INTERMEDIATE STENOGRAPHER	3	3	3	29.5 A
2768	SECRETARY I	1	2	2	31.5 A
3011	CHIEF, DELINQUENT SECURED TAXES	1	1	1	39 A
3040	MICROFILM OPERATOR	1	1	1	28 A
9999	TEMPORARY AND SEASONAL EMPLOYEES	80	77	77	202
TOTAL POSITIONS BUDGET UNIT 0600		135 *	138 *	138 *	
BUDGET UNIT - 0700 PURCHASING AGENT					
CLASSIFIED POSITIONS					
2160	PURCHASING AGENT	1	1	1	52.5 C
2263	CHIEF DEPUTY PURCHASING AGENT	1	1	1	47 A
2601	ASSISTANT BUYER	2	2	2	37 A
2605	AUTOMOTIVE PARTS MAN II	1	1	1	37.5 A
2606	AUTOMOTIVE PARTS MAN I	2	2	2	33.5 A
2610	BUYER	4	5	5	40 A
2620	PROPERTY AND SALVAGE COORDINATOR	1	1	1	36.5 A
2640	SENIOR BUYER	1	1	1	42 A
2650	STOCK CLERK	7	7	7	31 A
2658	STOREKEEPER II	1	1	1	35.5 A
2705	INTERMEDIATE TYPIST	1	1	1	28 A
2715	JUNIOR TYPIST	4	4	4	24.5 A
2730	SENIOR CLERK	1	1	1	32 A
2760	INTERMEDIATE STENOGRAPHER	1	1	1	29.5 A
2767	SECRETARY II	1	1	1	34 A
9999	TEMPORARY AND SEASONAL EMPLOYEES	2	2	2	202
TOTAL POSITIONS BUDGET UNIT 0700		31 *	32 *	32 *	
BUDGET UNIT - 0750 PURCHASING AGENT, CENTRAL DUPLICATING					
CLASSIFIED POSITIONS					
3038	LAYOUT COMPOSER	1	1	1	32 A

COUNTY OF SAN DIEGO FINAL BUDGET
1973-1974
SCHEDULE OF POSITIONS

FISCAL AGENCY

CLASS NUMBER	TITLE	-----AUTHORIZED POSITIONS-----			RANGE AND STEP OR FOOTNOTE
		1972-1973 CURRENT	-----1973-1974----- RECOMMENDED	APPROVED	
BUDGET UNIT - 0750 PURCHASING AGENT, CENTRAL DUPLICATING - CONTINUED					
3050	OFFSET EQUIPMENT OPERATOR	3	3	3	30.5 A
3050	OFFSET EQUIPMENT OPERATOR				30.5 A
	OR				
3051	OFFSET EQUIPMENT TRAINEE	1	2	2	25.5 A
3070	PUBLICATIONS SUPERVISOR	1	1	1	37 A
3073	SENIOR OFFSET EQUIPMENT OPERATOR	1	1	1	32.5 A
TOTAL POSITIONS BUDGET UNIT 0750		7 *	8 *	8 *	
BUDGET UNIT - 4500 RECORDER					
STATUTORY POSITIONS					
0150	RECORDER	1	1	1	247
UNCLASSIFIED POSITIONS					
0250	CHIEF DEPUTY COUNTY RECORDER	1	1	1	275
CLASSIFIED POSITIONS					
2493	INTERMEDIATE ACCOUNT CLERK		1	1	29 A
2700	INTERMEDIATE CLERK				28 A
	OR				
2705	INTERMEDIATE TYPIST	9	13	13	28 A
2710	JUNIOR CLERK				24.5 A
	OR				
2715	JUNIOR TYPIST	3	3	3	24.5 A
2730	SENIOR CLERK	3	4	4	32 A
2745	SUPERVISING CLERK	2	2	2	35.5 A
2768	SECRETARY I	1	1	1	31.5 A
3015	CHIEF, RECORDING SERVICES	1	1	1	40.5 A
3024	INDEX CLERK	4	4	4	30.5 A
3040	MICROFILM OPERATOR		2	2	28 A
3045	MICROFILM SUPERVISOR		1	1	33.5 A
3071	SENIOR INDEX CLERK	1	1	1	33.5 A
3088	TRANSFER TAX CLERK	1	1	1	33 A
9999	TEMPORARY AND SEASONAL EMPLOYEES	9	9	9	202
TOTAL POSITIONS BUDGET UNIT 4500		36 *	45 *	45 *	
TOTAL AGENCY POSITIONS		774 **	816 **	816 **	

COUNTY OF SAN DIEGO FINAL BUDGET
 1973-1974
 SCHEDULE OF POSITIONS

LAW AND JUSTICE AGENCY

CLASS NUMBER	TITLE	AUTHORIZED POSITIONS			RANGE AND STEP OR FOOTNOTE
		1972-1973 CURRENT	1973-1974 RECOMMENDED	1973-1974 APPROVED	
BUDGET UNIT - 0290 LAW AND JUSTICE AGENCY					
UNCLASSIFIED POSITIONS					
0503	MEMBER LAW AND JUSTICE AGENCY M ADVISORY		9	10	330
CLASSIFIED POSITIONS					
2155	LAW AND JUSTICE COORDINATOR	1	1	1	59 C
2302	ADMINISTRATIVE ASSISTANT III	1	1	1	47 A
2303	ADMINISTRATIVE ASSISTANT II				45 A
	OR				
2304	ADMINISTRATIVE ASSISTANT I				41.5 A
	OR				
2306	ADMINISTRATIVE TRAINEE	1	2	2	37 A
2403	ACCOUNTING TECHNICIAN		1	1	35.5 A
2441	CHIEF, DATA PROCESSING, COUNTY CLERK	1			43 A
2469	DATA PROCESSING SUPERVISOR	1			40 A
2493	INTERMEDIATE ACCOUNT CLERK	1	1	1	29 A
2497	PRINCIPAL ACCOUNTANT	1	1	1	47 A
2498	PROGRAMMER	1			35.5 A
2502	PROGRAMMER ANALYST II				43 A
	OR				
2503	PROGRAMMER ANALYST I	1			39.5 A
2510	SENIOR ACCOUNT CLERK	1			32 A
2700	INTERMEDIATE CLERK				28 A
	OR				
2705	INTERMEDIATE TYPIST	1			28 A
2760	INTERMEDIATE STENOGRAPHER	2	2	2	29.5 A
3020	DATA PROCESSING OPERATOR	2			33.5 A
3030	KEY PUNCH OPERATOR	8			29 A
3035	KEY PUNCH SUPERVISOR	1			32 A
3069	SENIOR KEYPUNCH OPERATOR	1			30.5 A
3072	SENIOR DATA PROCESSING OPERATOR	1			35.5 A
9999	TEMPORARY AND SEASONAL EMPLOYEES	5	5	5	202
TOTAL POSITIONS BUDGET UNIT 0290		31 *	23 *	24 *	
BUDGET UNIT - 2000 SUPERIOR COURT					
UNCLASSIFIED POSITIONS					
0501	INTERMEDIATE STENOGRAPHER	2	2	2	29.5 A
0502	SENIOR STENOGRAPHER	1	2	2	32.5 E
0505	CONCILIATION COUNSELOR	1	1	1	48.5 E
0506	ASSOCIATE CONCILIATION COUNSELOR	2	2	2	46 E
0512	SENIOR ASST SECRETARY, SUPERIOR COURT	1	1	1	41 A
0515	ASSISTANT SECRETARY, SUPERIOR COURT	7	6	6	34.5 D
0516	JR ASSISTANT SECRETARY TO SUPERIOR COURT		1	1	32.5 D
0520	SECRETARY, SUPERIOR CT/JURY COMMISSIONER	1	1	1	52 E
0525	CHIEF DEPUTY JURY COMMISSIONER	1	1	1	41 A
0530	LEGAL RESEARCH ASSISTANT		3	3	42.5 B
0535	DEPUTY JURY COMMISSIONER	4	3	3	34 D
0538	REFEREE	3	3	3	56 E
0540	COURT REPORTER, SUPERIOR COURT	31	31	31	212
0570	JUDGE OF THE SUPERIOR COURT	28	29	29	213
CLASSIFIED POSITIONS					
9999	TEMPORARY AND SEASONAL EMPLOYEES	9	9	9	202
TOTAL POSITIONS BUDGET UNIT 2000		91 *	95 *	95 *	
BUDGET UNIT - 2070 SUPERIOR COURT, MENTAL HEALTH COUNSELOR					
CLASSIFIED POSITIONS					
2705	INTERMEDIATE TYPIST	3	3	3	28 A

COUNTY OF SAN DIEGO FINAL BUDGET
1973-1974
SCHEDULE OF POSITIONS

LAW AND JUSTICE AGENCY

CLASS NUMBER	TITLE	-----AUTHORIZED POSITIONS-----			RANGE AND STEP OR FOOTNOTE
		1972-1973 CURRENT	-----1973-1974----- RECOMMENDED	APPROVED	
BUDGET UNIT - 2070 SUPERIOR COURT, MENTAL HEALTH COUNSELOR - CONTINUED					
2770	SENIOR STENOGRAPHER	1	1	1	32.5 A
5061	DEPUTY COUNSELOR IN MENTAL HEALTH II OR				42.5 A
5062	DEPUTY COUNSELOR IN MENTAL HEALTH I	3	3	3	40.5 A
5108	SUPERVISING COUNSELOR IN MENTAL HEALTH	1	1	1	44.5 A
9999	TEMPORARY AND SEASONAL EMPLOYEES	2	2	2	202
TOTAL POSITIONS BUDGET UNIT 2070		10 *	10 *	10 *	
BUDGET UNIT - 2100 MUNICIPAL COURT - EL CAJON					
UNCLASSIFIED POSITIONS					
0545	COURT REPORTER, EL CAJON	1	1	1	230
0580	JUDGE OF THE MUNICIPAL COURT	4	4	4	215
0609	CHIEF DEPUTY, EL CAJON	1	1	1	43.5 A
0610	DEPUTY CLERK IV	6	11	11	38 A
0611	DEPUTY CLERK III	14	7	7	33 A
0612	DEPUTY CLERK II	6	9	8	30 A
0613	DEPUTY CLERK I	6	10	10	26.5 B
0619	DEPUTY CLERK, KEY PUNCH OPERATOR	2	2	2	29 A
0620	DEPUTY CLERK, STENOGRAPHER	1	1	1	32.5 A
0650	CLERK, MUNICIPAL COURT, EL CAJON	1	1	1	48.5 A
CLASSIFIED POSITIONS					
9999	TEMPORARY AND SEASONAL EMPLOYEES	2	2	2	202
TOTAL POSITIONS BUDGET UNIT 2100		44 *	49 *	48 *	
BUDGET UNIT - 2200 MUNICIPAL COURT - NORTH COUNTY					
UNCLASSIFIED POSITIONS					
0546	COURT REPORTER, NORTH COUNTY	2	2	2	230
0580	JUDGE OF THE MUNICIPAL COURT	5	5	5	215
0606	CHIEF DEPUTY, NO. COUNTY	1	1	1	45 A
0610	DEPUTY CLERK IV	8	8	8	38 A
0611	DEPUTY CLERK III	16	16	16	33 A
0612	DEPUTY CLERK II	13	13	13	30 A
0613	DEPUTY CLERK I	5	5	5	26.5 B
0619	DEPUTY CLERK, KEY PUNCH OPERATOR	2	2	2	29 A
0620	DEPUTY CLERK, STENOGRAPHER	1	1	1	32.5 A
0653	CLERK, MUNICIPAL COURT, NORTH COUNTY	1	1	1	50 A
TOTAL POSITIONS BUDGET UNIT 2200		54 *	54 *	54 *	
BUDGET UNIT - 2300 MUNICIPAL COURT - SAN DIEGO					
UNCLASSIFIED POSITIONS					
0543	CHIEF REPORTER, MUNICIPAL COURT	1	1	1	231
0544	COURT REPORTER, MUNICIPAL COURT	10	12	12	230
0580	JUDGE OF THE MUNICIPAL COURT	22	22	22	215
0585	TRAFFIC REFEREE	1	1	1	263
0600	ASSISTANT CLERK	1	1	1	51.5 A
0601	CLERK, SAN DIEGO MUNI COURT	1	1	1	57.5 A
0603	CHIEF CLERK, SAN DIEGO MUNI CT	5	5	5	44 A
0605	ASST CHIEF CLERK, SAN DIEGO MUNI CT	5	5	5	41 A
0607	SUPERVISING KEY PUNCH OPERATOR	1	1	1	32 A

COUNTY OF SAN DIEGO FINAL BUDGET
1973-1974
SCHEDULE OF POSITIONS

LAW AND JUSTICE AGENCY

CLASS NUMBER	TITLE	AUTHORIZED POSITIONS			RANGE AND STEP OR FOOTNOTE
		1972-1973 CURRENT	1973-1974 RECOMMENDED	1973-1974 APPROVED	
BUDGET UNIT - 2300 MUNICIPAL COURT - SAN DIEGO - CONTINUED					
0608	SUPERVISING DEPUTY CLERK	4	4	4	39.5 A
0610	DEPUTY CLERK IV	39	39	39	38 A
0611	DEPUTY CLERK III	37	37	37	33 A
0612	DEPUTY CLERK II	43	43	43	30 A
0613	DEPUTY CLERK I	55	62	62	26.5 B
0614	JUDICIAL SECRETARY	3	3	3	34.5 D
0615	COURT INTERPRETER	3	4	4	32 A
0619	DEPUTY CLERK, KEY PUNCH OPERATOR	11	9	9	29 A
0661	CHIEF JUDICIAL SECRETARY	1	1	1	37 D
TOTAL POSITIONS BUDGET UNIT 2300		243 *	251 *	251 *	
BUDGET UNIT - 2500 JUSTICE COURT, CORONADO					
UNCLASSIFIED POSITIONS					
0550	JUDGE, CORONADO JUSTICE COURT	1	1	1	233
CLASSIFIED POSITIONS					
2705	INTERMEDIATE TYPIST	3	4	4	28 A
2740	SENIOR TYPIST	1	1	1	32 A
9999	TEMPORARY AND SEASONAL EMPLOYEES	2	2	2	202
TOTAL POSITIONS BUDGET UNIT 2500		7 *	8 *	8 *	
BUDGET UNIT - 2530 JUSTICE COURT, FALLBROOK					
UNCLASSIFIED POSITIONS					
0553	JUDGE, FALLBROOK JUSTICE COURT	1	1	1	236
CLASSIFIED POSITIONS					
2700	INTERMEDIATE CLERK				28 A
	OR				
2705	INTERMEDIATE TYPIST		1	1	28 A
2730	SENIOR CLERK				32 A
	OR				
2740	SENIOR TYPIST	1	1	1	32 A
9999	TEMPORARY AND SEASONAL EMPLOYEES	2	2	2	202
TOTAL POSITIONS BUDGET UNIT 2530		4 *	5 *	5 *	
BUDGET UNIT - 2540 JUSTICE COURT, EAST COUNTY					
UNCLASSIFIED POSITIONS					
0554	JUDGE, EAST COUNTY JUSTICE COURT	1	1	1	234
CLASSIFIED POSITIONS					
2705	INTERMEDIATE TYPIST		1	1	28 A
2740	SENIOR TYPIST	1	1	1	32 A
9999	TEMPORARY AND SEASONAL EMPLOYEES	3	2	2	202
TOTAL POSITIONS BUDGET UNIT 2540		5 *	5 *	5 *	
BUDGET UNIT - 2550 JUSTICE COURT, NATIONAL					
UNCLASSIFIED POSITIONS					
0555	JUDGE, NATIONAL JUSTICE COURT	1	1	1	235
CLASSIFIED POSITIONS					
2705	INTERMEDIATE TYPIST	5	5	5	28 A

COUNTY OF SAN DIEGO FINAL BUDGET
1973-1974
SCHEDULE OF POSITIONS

LAW AND JUSTICE AGENCY

CLASS NUMBER	TITLE	-----AUTHORIZED POSITIONS-----			RANGE AND STEP OR FOOTNOTE
		1972-1973 CURRENT	-----1973-1974----- RECOMMENDED	APPROVED	
BUDGET UNIT - 2550 JUSTICE COURT, NATIONAL - CONTINUED					
2740	SENIOR TYPIST	2	2	2	32 A
2930	SUPERVISING JUSTICE COURT CLERK	1	1	1	33 A
9999	TEMPORARY AND SEASONAL EMPLOYEES	1	2	2	202
TOTAL POSITIONS BUDGET UNIT 2550		10 *	11 *	11 *	
BUDGET UNIT - 2560 JUSTICE COURT, RAMONA					
UNCLASSIFIED POSITIONS					
0556	JUDGE, RAMONA JUSTICE COURT	1	1	1	232
CLASSIFIED POSITIONS					
2705	INTERMEDIATE TYPIST	2	2	2	28 A
2740	SENIOR TYPIST	1	1	1	32 A
9999	TEMPORARY AND SEASONAL EMPLOYEES	2	2	2	202
TOTAL POSITIONS BUDGET UNIT 2560		6 *	6 *	6 *	
BUDGET UNIT - 2600 BUREAU OF REVENUE & RECOVERY					
CLASSIFIED POSITIONS					
2403	ACCOUNTING TECHNICIAN	3	3	3	35.5 A
2405	ASSISTANT ACCOUNTANT				40 C
	OR				
2425	ASSOCIATE ACCOUNTANT				42 A
	OR				
2500	JUNIOR ACCOUNTANT	1	1	1	36.5 A
2428	ASSISTANT REVENUE & COLLECTIONS OFFICER	1	1	1	45 E
2431	CASHIER CLERK	1	1	1	29 A
2466	SUPERVISING REVENUE & RECOVERY OFF	1	1	1	39.5 A
2468	COLLECTIONS FIELD INVESTIGATOR	3	3	3	38 A
2476	REVENUE & RECOVERY OFF IV	4	4	4	37.5 A
2477	REVENUE & RECOVERY OFF III	18	18	18	35.5 A
2478	REVENUE & RECOVERY OFF I				31 C
	OR				
2479	REVENUE & RECOVERY OFF II		12	12	33.5 A
2478	REVENUE & RECOVERY OFF I	12			31 C
2493	INTERMEDIATE ACCOUNT CLERK	30	29	29	29 A
2497	PRINCIPAL ACCOUNTANT		1	1	47 A
2505	SENIOR ACCOUNTANT	1	1	1	43.5 A
2506	REVENUE AND COLLECTIONS OFFICER	1	1	1	50 E
2510	SENIOR ACCOUNT CLERK	7	7	7	32 A
2700	INTERMEDIATE CLERK				28 A
	OR				
2705	INTERMEDIATE TYPIST	21	20	20	28 A
2710	JUNIOR CLERK				24.5 A
	OR				
2715	JUNIOR TYPIST	3	3	3	24.5 A
2730	SENIOR CLERK				32 A
	OR				
2740	SENIOR TYPIST	1	1	1	32 A
2745	SUPERVISING CLERK	1	1	1	35.5 A
2760	INTERMEDIATE STENOGRAPHER	3	3	3	29.5 A
2770	SENIOR STENOGRAPHER	2	2	2	32.5 A
2810	TELEPHONE OPERATOR AND INFORMATION CLERK		1	1	27.5 A
2907	LEGAL PROCEDURES CLERK I	2	2	2	33 A

COUNTY OF SAN DIEGO FINAL BUDGET
1973-1974
SCHEDULE OF POSITIONS

LAW AND JUSTICE AGENCY

CLASS NUMBER	TITLE	AUTHORIZED POSITIONS			RANGE AND STEP OR FOOTNOTE
		1972-1973 CURRENT	1973-1974 RECOMMENDED	1973-1974 APPROVED	
BUDGET UNIT - 2600 BUREAU OF REVENUE & RECOVERY - CONTINUED					
3030	KEY PUNCH OPERATOR		8	8	29 A
3035	KEY PUNCH SUPERVISOR		1	1	32 A
3069	SENIOR KEYPUNCH OPERATOR		1	1	30.5 A
9999	TEMPORARY AND SEASONAL EMPLOYEES		15	15	202
TOTAL POSITIONS BUDGET UNIT 2600		8	141 *	141 *	
BUDGET UNIT - 2800 COUNTY CLERK					
STATUTORY POSITIONS					
0130	COUNTY CLERK	1	1	1	237
UNCLASSIFIED POSITIONS					
0230	CHIEF DEPUTY COUNTY CLERK	1	1	1	277
CLASSIFIED POSITIONS					
2307	ASSISTANT COUNTY CLERK	1	1	1	47.5 A
2425	ASSOCIATE ACCOUNTANT				42 A
	OR				
2405	ASSISTANT ACCOUNTANT				40 C
	OR				
2500	JUNIOR ACCOUNTANT	2	2	2	36.5 A
2431	CASHIER CLERK	1	2	2	29 A
2493	INTERMEDIATE ACCOUNT CLERK	1	2	2	29 A
2510	SENIOR ACCOUNT CLERK	1	1	1	32 A
2650	STOCK CLERK	1	1	1	31 A
2660	STOREKEEPER I	2	2	2	33.5 A
2700	INTERMEDIATE CLERK				28 A
	OR				
2705	INTERMEDIATE TYPIST	48	50	50	28 A
2710	JUNIOR CLERK				24.5 A
	OR				
2715	JUNIOR TYPIST	8	11	11	24.5 A
2730	SENIOR CLERK				32 A
	OR				
2740	SENIOR TYPIST	13	13	13	32 A
2760	INTERMEDIATE STENOGRAPHER	1	1	1	29.5 A
2767	SECRETARY II	1	1	1	34 A
2768	SECRETARY I	1	1	1	31.5 A
2770	SENIOR STENOGRAPHER	2	1	1	32.5 A
2810	TELEPHONE OPERATOR AND INFORMATION CLERK	3	1	1	27.5 A
2892	ASSISTANT DIVISION CHIEF	3	4	4	38 A
2893	ASSISTANT DIVISION CHIEF, JUVENILE	1	1	1	38.5 A
2895	ASSISTANT DIVISION CHIEF, PROBATE	1	1	1	40.5 A
2898	ASST SUPERVISING SUPERIOR COURT CLERK	1	1	1	40.5 A
2900	DIVISION CHIEF, JUVENILE	1	1	1	41.5 A
2901	DIVISION CHIEF, PROBATE	1	1	1	43.5 A
2903	DIVISION CHIEF	4	4	4	40.5 A
2904	INTERPRETER CLERK	1	1	1	31 A
2906	LEGAL PROCEDURES CLERK II	3	3	3	35 A
2907	LEGAL PROCEDURES CLERK I	7	10	10	33 A
2907	LEGAL PROCEDURES CLERK I				33 A
	OR				
2911	PROBATE EXAMINER	5	5	5	38 A
2916	SUPERIOR COURT CLERK	39	39	39	38 A
2935	SUPERVISING SUPERIOR COURT CLERK	1	1	1	43.5 A
3040	MICROFILM OPERATOR	3	3	3	28 A

COUNTY OF SAN DIEGO FINAL BUDGET
1973-1974
SCHEDULE OF POSITIONS

LAW AND JUSTICE AGENCY

CLASS NUMBER	TITLE	-----AUTHORIZED POSITIONS-----			RANGE AND STEP OR FOOTNOTE
		1972-1973 CURRENT	1973-1974 RECOMMENDED	1973-1974 APPROVED	
BUDGET UNIT - 2800 COUNTY CLERK - CONTINUED					
3045	MICROFILM SUPERVISOR	1	1	1	33.5 A
9999	TEMPORARY AND SEASONAL EMPLOYEES	10	10	10	202
TOTAL POSITIONS BUDGET UNIT 2800		170 *	178 *	178 *	
BUDGET UNIT - 2900 DISTRICT ATTORNEY					
STATUTORY POSITIONS					
0140	DISTRICT ATTORNEY	1	1	1	238
UNCLASSIFIED POSITIONS					
0240	ASSISTANT DISTRICT ATTORNEY	1	1	1	272
0245	CHIEF DEPUTY DISTRICT ATTORNEY	1	1	1	273
0341	CONFIDENTIAL INVESTIGATOR	2	2	2	43.5 A
0342	SPECIAL INVESTIGATOR	1	1	1	45.5 A
CLASSIFIED POSITIONS					
2302	ADMINISTRATIVE ASSISTANT III	1	1	1	47 A
2303	ADMINISTRATIVE ASSISTANT II				45 A
	OR				
2304	ADMINISTRATIVE ASSISTANT I				41.5 A
	OR				
2306	ADMINISTRATIVE TRAINEE	1	1	1	37 A
2493	INTERMEDIATE ACCOUNT CLERK		1	1	29 A
2700	INTERMEDIATE CLERK				28 A
	OR				
2705	INTERMEDIATE TYPIST	34	49	49	28 A
2710	JUNIOR CLERK				24.5 A
	OR				
2715	JUNIOR TYPIST	10	11	11	24.5 A
2725	PRINCIPAL CLERK	1	1	1	38.5 A
2730	SENIOR CLERK	3	3	3	32 A
2740	SENIOR TYPIST	3	7	7	32 A
2745	SUPERVISING CLERK	1	1	1	35.5 A
2760	INTERMEDIATE STENOGRAPHER	14	11	11	29.5 A
2767	SECRETARY II	1	1	1	34 A
2768	SECRETARY I	1	1	1	31.5 A
2770	SENIOR STENOGRAPHER	5	8	8	32.5 A
2810	TELEPHONE OPERATOR AND INFORMATION CLERK	2	2	2	27.5 A
2905	LEGAL STENOGRAPHER	3	3	3	33 A
3925	DEPUTY DISTRICT ATTORNEY V	5	7	7	56 A
3926	DEPUTY DISTRICT ATTORNEY IV	12	20	20	54 A
3927	DEPUTY DISTRICT ATTORNEY III				52 A
	OR				
3928	DEPUTY DISTRICT ATTORNEY II				48.5 A
	OR				
3929	DEPUTY DISTRICT ATTORNEY I	75	65	65	42.5 B
5707	ASSISTANT CHIEF INVESTIGATOR	1	1	1	47 A
5715	CHIEF INVESTIGATOR	1	1	1	49.5 A
5750	INVESTIGATIVE ASSISTANT	13	10	10	34.5 A
5753	INVESTIGATOR IV	4	4	4	45.5 A
5754	INVESTIGATOR III	27	22	22	43.5 A
5755	INVESTIGATOR II	1	8	8	41.5 A
5756	INVESTIGATOR I				40 A
	OR				
5757	INVESTIGATOR TRAINEE	14	16	16	34.5 A
5767	SENIOR INVESTIGATIVE ASSISTANT		5	5	36.5 A

COUNTY OF SAN DIEGO FINAL BUDGET
 1973-1974
 SCHEDULE OF POSITIONS

LAW AND JUSTICE AGENCY

CLASS NUMBER	TITLE	AUTHORIZED POSITIONS			RANGE AND STEP OR FOOTNOTE
		1972-1973 CURRENT	1973-1974 RECOMMENDED	1973-1974 APPROVED	
BUDGET UNIT - 2900 DISTRICT ATTORNEY - CONTINUED					
9999	TEMPORARY AND SEASONAL EMPLOYEES	30	30	30	202
TOTAL POSITIONS BUDGET UNIT 2900		269 *	296 *	296 *	
BUDGET UNIT - 3000 SHERIFF, LAW ENFORCEMENT					
STATUTORY POSITIONS					
0160	SHERIFF	1	1	1	205
UNCLASSIFIED POSITIONS					
0260	UNDERSHERIFF	1	1	1	274
0360	CONFIDENTIAL INVESTIGATOR				42.5 A
0361	DEPUTY SHERIFF	3	3	3	39.5 A
0363	COUNTRY DEPUTY SHERIFF	8	8	8	239
CLASSIFIED POSITIONS					
2303	ADMINISTRATIVE ASSISTANT II				45 A
2304	ADMINISTRATIVE ASSISTANT I				41.5 A
2306	ADMINISTRATIVE TRAINEE	2	4	4	37 A
2306	ADMINISTRATIVE TRAINEE				37 A
2314	ASSISTANT PERSONNEL OFFICER	1			41.5 A
2330	EXECUTIVE ASSISTANT I	1	1	1	48.5 A
2342	RESEARCH ANALYST I				41.5 A
2306	ADMINISTRATIVE TRAINEE	1	1	1	37 A
2425	ASSOCIATE ACCOUNTANT				42 A
2405	ASSISTANT ACCOUNTANT				40 C
2500	JUNIOR ACCOUNTANT	1	1	1	36.5 A
2431	CASHIER CLERK	6	6	6	29 A
2493	INTERMEDIATE ACCOUNT CLERK	1	2	2	29 A
2510	SENIOR ACCOUNT CLERK	3	3	3	32 A
2650	STOCK CLERK	1	2	2	31 A
2660	STOCK KEEPER I	1	1	1	33.5 A
2700	INTERMEDIATE CLERK				28 A
2705	INTERMEDIATE TYPIST	68	74	74	28 A
2715	JUNIOR TYPIST	8	9	9	24.5 A
2725	PRINCIPAL CLERK	2	1	1	38.5 A
2730	SENIOR CLERK				32 A
2740	SENIOR TYPIST	52	52	52	32 A
2745	SUPERVISING CLERK	9	10	10	35.5 A
2760	INTERMEDIATE STENOGRAPHER	16	20	20	29.5 A
2767	SECRETARY II	1	1	1	34 A
2770	SENIOR STENOGRAPHER	4	4	4	32.5 A
2801	COMMUNICATIONS DISPATCHER	10	10	10	33 A
2810	TELEPHONE OPERATOR AND INFORMATION CLERK	5	1	1	27.5 A
2815	TELEPHONE SUPERVISOR	1			29.5 A
2820	TELETYPE OPERATOR	3	3	3	29 A
4317	CLINICAL LABORATORY TECHNOLOGIST	1	1	1	39 A
4460	FOOD SERVICES MANAGER	1	1	1	38.5 A

COUNTY OF SAN DIEGO FINAL BUDGET
1973-1974
SCHEDULE OF POSITIONS

LAW AND JUSTICE AGENCY

CLASS NUMBER	TITLE	-----AUTHORIZED POSITIONS-----			RANGE AND STEP OR FOOTNOTE
		1972-1973 CURRENT	1973-1974 RECOMMENDED	1973-1974 APPROVED	
BUDGET UNIT - 3000 SHERIFF, LAW ENFORCEMENT - CONTINUED					
4540	REGISTERED NURSE		2	2	36 A
4540	REGISTERED NURSE				36 A
	OR				
4541	REGISTERED NURSE I	2			34.5 A
4911	COUNTY AID II				28 A
	OR				
4912	COUNTY AID I	2	2	2	24.5 A
5030	CHAPLAIN	1	1	1	38 C
5050	CORRECTICNAL COUNSELOR	2	3	3	41.5 A
5706	ASSISTANT RANGE MASTER	1	1	1	33.5 A
5737	CRIMINALIST II				45.5 A
	OR				
5738	CRIMINALIST I	3	4	4	41 A
5746	DEPUTY SHERIFF	448	458	465	40 A
5765	SENIOR DEPUTY SHERIFF MATRON	5	5	5	42.5 A
5770	SHERIFFS BAILIFF	12	12	12	36 A
5774	SHERIFFS CADET	25	17	17	29 A
5775	SHERIFFS CAPTAIN	6	6	6	48.5 A
5776	SHERIFFS DOCUMENT EXAMINER	1	1	1	42.5 A
5778	SHERIFFS INSPECTOR	5	5	5	52.5 A
5780	SHERIFFS LIEUTENANT	29	30	30	47 A
5785	SHERIFFS PROPERTY INVESTIGATOR	1	1	1	35 A
5786	SHERIFFS SENIOR PROPERTY INVESTIGATOR	1	1	1	37 A
5790	SHERIFFS SERGEANT	63	62	62	44 D
5793	SUPERVISING DEPUTY SHERIFF MATRON	1	1	1	44.5 A
6405	CHEF	5	5	5	35 A
6410	COOK II	1	1	1	32 A
6411	COOK I	1	2	2	29.5 A
6510	LAUNDRY FOREMAN	1	1	1	33 A
7098	WATCHMAN	3	3	3	27.5 A
7530	SUPERVISING SEAMSTRESS	1	1	1	26.5 C
9999	TEMPORARY AND SEASONAL EMPLOYEES	100	100	100	202
TOTAL POSITIONS BUDGET UNIT 3000		931 *	946 *	953 *	
BUDGET UNIT - 3120 SAN DIEGO COUNTY MARSHAL					
UNCLASSIFIED POSITIONS					
0621	MARSHAL	1	1	1	57.5 A
0622	ASSISTANT MARSHAL	2	2	2	51.5 A
0623	DEPUTY MARSHAL-CAPTAIN	1	2	2	48.5 A
0625	SUPERVISING CLERK, MARSHAL	1	1	1	35.5 A
0626	JUNIOR TYPIST, MARSHAL	2	2	2	24.5 A
0628	MARSHAL CADET	2	2	2	29 A
0629	DEPUTY MARSHAL-FEMALE	1	1	1	41 A
0630	SENIOR TYPIST, MARSHAL	3	4	4	32 A
0634	DEPUTY MARSHAL IV				41 E
	OR				
0631	DEPUTY MARSHAL				38.5 E
	OR				
0632	DEPUTY MARSHAL II				39.5 E
	OR				
0633	DEPUTY MARSHAL III	96	96	96	40.5 E
0635	DEPUTY MARSHAL STENCGRAPHER	7	7	7	32.5 A
0636	INTERMEDIATE TYPIST	11	11	11	28 A

COUNTY OF SAN DIEGO FINAL BUDGET
1973-1974
SCHEDULE OF POSITIONS

LAW AND JUSTICE AGENCY

CLASS NUMBER	TITLE	AUTHORIZED POSITIONS			RANGE AND STEP OR FOOTNOTE
		1972-1973 CURRENT	1973-1974 RECOMMENDED	1973-1974 APPROVED	
BUDGET UNIT - 3120 SAN DIEGO COUNTY MARSHAL - CONTINUED					
0637	INTERMEDIATE TYPIST, INTERPRETER	1			32 A
0638	DEPUTY MARSHAL MATRON	3	4	4	38.5 A
0642	DEPUTY MARSHAL, LIEUTENANT II				46 A
	OR				
0641	MARSHAL LIEUTENANT	4	4	4	45.5 A
0644	DEPUTY MARSHAL, SERGEANT II				43 A
	OR				
0643	MARSHAL SERGEANT	14	14	14	42.5 A
CLASSIFIED POSITIONS					
9999	TEMPORARY AND SEASONAL EMPLOYEES	2	2	2	202
TOTAL POSITIONS BUDGET UNIT 3120		151 *	153 *	153 *	
BUDGET UNIT - 4610 CORONER					
CLASSIFIED POSITIONS					
2111	CORONER	1	1	1	51 C
2255	CHIEF DEPUTY CORONER	1			45.5 A
2493	INTERMEDIATE ACCOUNT CLERK	1	1	1	29 A
2705	INTERMEDIATE TYPIST	4	5	5	28 A
2710	JUNIOR CLERK				24.5 A
	OR				
2715	JUNIOR TYPIST	2	1	1	24.5 A
2720	MEDICAL TYPIST	1	1	1	28 A
2767	SECRETARY II	1	1	1	34 A
4305	ASSISTANT TOXICOLOGIST	4	4	4	42.5 A
4306	ASSOCIATE TOXICOLOGIST	1	1	1	45.5 A
4316	CHIEF TOXICOLOGIST	1	1	1	48.5 A
4318	HISTOLOGY TECHNICIAN	1	1	1	35.5 A
4325	LABORATORY AID	1	1	1	24.5 A
4800	CHIEF EMBALMER	1	1	1	40.5 A
4819	EMBALMER III	2	2	2	38 A
4820	EMBALMER II				36.5 C
	OR				
4821	EMBALMER I	6	6	6	34.5 C
5740	DEPUTY CORONER	9	9	9	41 A
8800	ASSISTANT CORONER		1	1	
8801	SUPERV DEP CORONER		1	1	
9999	TEMPORARY AND SEASONAL EMPLOYEES	5	5	5	202
TOTAL POSITIONS BUDGET UNIT 4610		42 *	43 *	43 *	
TOTAL AGENCY POSITIONS		2,192 **	2,274 **	2,281 **	

COUNTY OF SAN DIEGO FINAL BUDGET
1973-1974
SCHEDULE OF POSITIONS

HUMAN RESOURCES AGENCY

CLASS NUMBER	TITLE	-----AUTHORIZED POSITIONS-----			RANGE AND STEP OR FOOTNOTE
		1972-1973 CURRENT	-----1973-1974----- RECOMMENDED	APPROVED	
BUDGET UNIT - 0260 HUMAN RESOURCES AGENCY					
UNCLASSIFIED POSITIONS					
0451	HUMAN RESOURCES ADVISORY BOARD MEMBER	9	9	10	330
CLASSIFIED POSITIONS					
2154	HUMAN RESOURCES ADMINISTRATOR	1	1	1	60.5 C
2302	ADMINISTRATIVE ASSISTANT III	1	3	2	47 A
2303	ADMINISTRATIVE ASSISTANT II				45 A
2304	ADMINISTRATIVE ASSISTANT I				41.5 A
2306	ADMINISTRATIVE TRAINEE	1	3	1	37 A
2334	MEXICAN-AMERICAN COMMUNITY AFFAIRS OFF	1			47.5 A
2341	RESEARCH ANALYST II				45 A
2306	ADMINISTRATIVE TRAINEE				37 A
2342	RESEARCH ANALYST I		1		41.5 A
2349	COMMUNITY AFFAIRS DIRECTOR	1			48.5 E
2760	INTERMEDIATE STENOGRAPHER	1	1	1	29.5 A
2767	SECRETARY II	1	1	1	34 A
9999	TEMPORARY AND SEASONAL EMPLOYEES	60	60	60	202
TOTAL POSITIONS BUDGET UNIT 0260		76 *	79 *	76 *	
BUDGET UNIT - 0261 HUMAN RESOURCES AGENCY - COMMUNITY AFFAIRS DEPARTMENT					
CLASSIFIED POSITIONS					
2303	ADMINISTRATIVE ASSISTANT II				45 A
2304	ADMINISTRATIVE ASSISTANT I				41.5 A
2306	ADMINISTRATIVE TRAINEE		2	2	37 A
2305	AFFIRMATIVE ACTION COORDINATOR		1	1	47.5 A
2309	ASSISTANT CONTRACT COMPLIANCE OFFICER		1	1	39 A
2326	CONTRACT COMPLIANCE OFFICER		1	1	44.5 A
2334	MEXICAN-AMERICAN COMMUNITY AFFAIRS OFF		1	1	47.5 A
2341	RESEARCH ANALYST II				45 A
2306	ADMINISTRATIVE TRAINEE				37 A
2342	RESEARCH ANALYST I		1	1	41.5 A
2349	COMMUNITY AFFAIRS DIRECTOR		1	1	48.5 E
2353	AFFIRMATIVE ACTION OFFICER		1	1	45.5 A
2354	ASST AFFIRMATIVE ACTION OFFICER		1	1	41 A
2356	CONTRACT COMPLIANCE COORDINATOR		1	1	46.5 A
2364	COMMUNITY AFFAIRS OFFICER		3	3	46.5 A
2365	CONTRACT COMPLIANCE INVESTIGATOR		1	1	39 A
2493	INTERMEDIATE ACCOUNT CLERK		1	1	29 A
2700	INTERMEDIATE CLERK				28 A
2705	INTERMEDIATE TYPIST		2	2	28 A
2730	SENIOR CLERK				32 A
2740	SENIOR TYPIST		1	1	32 A
2760	INTERMEDIATE STENOGRAPHER		6	6	29.5 A

COUNTY OF SAN DIEGO FINAL BUDGET
1973-1974
SCHEDULE OF POSITIONS

HUMAN RESOURCES AGENCY

CLASS NUMBER	TITLE	AUTHORIZED POSITIONS			RANGE AND STEP OR FOOTNOTE
		1972-1973 CURRENT	1973-1974 RECOMMENDED	1973-1974 APPROVED	
BUDGET UNIT - 0261 HUMAN RESOURCES AGENCY - COMMUNITY AFFAIRS DEPARTMENT - CONTINUED					
2768	SECRETARY I		1	1	31.5 A
8804	MANPOWER DIRECTOR		1	1	
8805	FIELD REPRESENTATIVE		1	1	
8806	PLACEMENT SPECIALIST		1	1	
8807	PROGRAM SPECIALIST		1	1	
9999	TEMPORARY AND SEASONAL EMPLOYEES		50	50	202
TOTAL POSITIONS BUDGET UNIT 0261			80 *	80 *	

BUDGET UNIT - 3300 SAN DIEGO COUNTY PROBATION DEPT-ADULT INSTITUTIONS

UNCLASSIFIED POSITIONS					
0828	HONOR CAMP TRAINING AID	10	3	3	17.5 A
0840	VOLUNTEER STAFF MEMBER	100	100	100	244
CLASSIFIED POSITIONS					
2127	DIRECTOR OF HONOR CAMPS	1			53.5 C
2214	ASSISTANT DIRECTOR OF HONOR CAMPS	1	1	1	48.5 C
2302	ADMINISTRATIVE ASSISTANT III	1			47 A
2303	ADMINISTRATIVE ASSISTANT II				45 A
	OR				
2304	ADMINISTRATIVE ASSISTANT I				41.5 A
	OR				
2306	ADMINISTRATIVE TRAINEE		1	1	37 A
2306	ADMINISTRATIVE TRAINEE				37 A
	OR				
2342	RESEARCH ANALYST I	1	1	1	41.5 A
2493	INTERMEDIATE ACCOUNT CLERK	4	4	4	29 A
2510	SENIOR ACCOUNT CLERK	2	2	2	32 A
2650	STOCK CLERK	1	1	1	31 A
2700	INTERMEDIATE CLERK				28 A
	OR				
2705	INTERMEDIATE TYPIST	6	9	9	28 A
2730	SENIOR CLERK	1	1	1	32 A
2745	SUPERVISING CLERK	1	1	1	35.5 A
2760	INTERMEDIATE STENOGRAPHER	2	2	2	29.5 A
2767	SECRETARY II	1	1	1	34 A
4460	FOOD SERVICES MANAGER	1	1	1	38.5 A
4911	COUNTY AID II				28 A
	OR				
4912	COUNTY AID I	2	2	2	24.5 A
4923	EDUCATIONAL COORDINATOR	1	1	1	42 A
5005	ASSISTANT HONOR CAMP SUPERINTENDENT	17	17	17	41.5 A
5030	CHAPLAIN	1	1	1	38 C
5045	CLINICAL PSYCHOLOGIST	2			46 C
5050	CORRECTIONAL COUNSELOR				41.5 A
	OR				
5073	JUNIOR CORRECTIONAL COUNSELOR	9	8	8	38.5 A
5054	CORRECTIONAL OFFICER IV		18	18	39 A
5055	CORRECTIONAL OFFICER III				37 A
	OR				
5056	CORRECTIONAL OFFICER II				33 A
	OR				
5057	CORRECTIONAL OFFICER I	111	80	80	31.5 A
5058	CORRECTIONAL PROGRAM ASSISTANT	1	1	1	41 A
5059	CORRECTIONAL TREATMENT PROGRAM SUPV.		1	1	45.5 A

COUNTY OF SAN DIEGO FINAL BUDGET
1973-1974
SCHEDULE OF POSITIONS

HUMAN RESOURCES AGENCY

CLASS NUMBER	TITLE	-----AUTHORIZED POSITIONS-----			RANGE AND STEP OR FOOTNOTE
		1972-1973 CURRENT	-----1973-1974----- RECOMMENDED	APPROVED	
BUDGET UNIT - 3300 SAN DIEGO COUNTY PROBATION DEPT-ADULT INSTITUTIONS - CONTINUED					
5070	HONOR CAMP SUPERINTENDENT	11	11	11	45.5 A
5072	HOUSEMOTHER		2	2	29.5 A
5081	PROBATION DIRECTOR III		1	1	51 A
5105	SUPERVISING CORRECTIONAL COUNSELOR	1			43.5 C
5883	ASSISTANT CAMP CONSTRUCTION SUPERVISOR	2	2	2	40 A
5884	BUILDING MAINTENANCE ENGINEER		2	2	38.5 A
5900	CAMP CONSTRUCTION SUPERVISOR	1	1	1	43 A
6405	CHEF	10	11	11	35 A
6410	COOK II	8	7	7	32 A
7540	UTILITYMAN II	2			34 A
8800	VOCATIONAL COUNSELOR		1	1	
9999	TEMPORARY AND SEASONAL EMPLOYEES	59	58	58	202
TOTAL POSITIONS BUDGET UNIT 3300		371 *	353 *	353 *	
BUDGET UNIT - 3400 PROBATION DEPARTMENT, RANCHO DEL CAMPO					
UNCLASSIFIED POSITIONS					
0830	STUDENT VOLUNTEER	16	16	16	244
0840	VOLUNTEER STAFF MEMBER	30	30	30	244
CLASSIFIED POSITIONS					
2705	INTERMEDIATE TYPIST	2	2	3	28 A
2730	SENIOR CLERK	1	1	1	32 A
4928	PROBATION CAMP ATTENDANT	5	6	7	29.5 A
5065	DEPUTY PROBATION OFFICER II				41 D
	OR				
5066	DEPUTY PROBATION OFFICER I	13	16	20	37 A
5065	DEPUTY PROBATION OFFICER II				41 D
	OR				
5066	DEPUTY PROBATION OFFICER I				37 A
	OR				
5090	SENIOR PROBATION OFFICER	3	3	3	43 D
5074	PROBATION ASSISTANT	2	2	2	33.5 A
5082	PROBATION DIRECTOR II	1	1	1	49 A
5083	PROBATION DIRECTOR I	1	1	1	47.5 A
5090	SENIOR PROBATION OFFICER	3	4	5	43 D
5115	SUPERVISING PROBATION OFFICER	4	4	5	45 D
6405	CHEF	1	1	1	35 A
6410	COOK II	3	3	3	32 A
6411	COOK I		1	2	29.5 A
9999	TEMPORARY AND SEASONAL EMPLOYEES	10	10	10	202
TOTAL POSITIONS BUDGET UNIT 3400		95 *	101 *	110 *	
BUDGET UNIT - 3410 PROBATION DEPARTMENT, JUVENILE HALL					
UNCLASSIFIED POSITIONS					
0830	STUDENT VOLUNTEER	10	10	10	244
0840	VOLUNTEER STAFF MEMBER	40	40	40	244
CLASSIFIED POSITIONS					
2660	STOREKEEPER I	1	1	1	33.5 A
2700	INTERMEDIATE CLERK				28 A
	OR				
2705	INTERMEDIATE TYPIST	13	15	15	28 A
2725	PRINCIPAL CLERK	1			38.5 A

COUNTY OF SAN DIEGO FINAL BUDGET
1973-1974
SCHEDULE OF POSITIONS

HUMAN RESOURCES AGENCY

CLASS NUMBER	TITLE	-----AUTHORIZED POSITIONS-----			RANGE AND STEP OR FOOTNOTE
		1972-1973 CURRENT	1973-1974 RECOMMENDED	1973-1974 APPROVED	
BUDGET UNIT - 3410 PROBATION DEPARTMENT, JUVENILE HALL - CONTINUED					
2730	SENIOR CLERK				32 A
	OR				
2740	SENIOR TYPIST	1	1	1	32 A
2770	SENIOR STENOGRAPHER	1	1	1	32.5 A
5065	DEPUTY PROBATION OFFICER II				41 D
	OR				
5066	DEPUTY PROBATION OFFICER I	60	58	58	37 A
5065	DEPUTY PROBATION OFFICER II				41 D
	OR				
5066	DEPUTY PROBATION OFFICER I				37 A
	OR				
5090	SENIOR PROBATION OFFICER	18	18	18	43 D
5074	PROBATION ASSISTANT	15	15	15	33.5 A
5082	PROBATION DIRECTOR II	1	1	1	49 A
5083	PROBATION DIRECTOR I	1	1	1	47.5 A
5090	SENIOR PROBATION OFFICER	10	10	10	43 D
5115	SUPERVISING PROBATION OFFICER	9	9	9	45 D
6405	CHEF	1	1	1	35 D
6410	COOK II	5	5	5	32 A
6411	COOK I	2	2	2	29.5 A
7530	SUPERVISING SEAMSTRESS	1	1	1	26.5 C
9999	TEMPORARY AND SEASONAL EMPLOYEES	20	20	20	202
TOTAL POSITIONS BUDGET UNIT 3410		210 *	209 *	209 *	
BUDGET UNIT - 3420 PROBATION OFFICER, LAS COLINAS					
UNCLASSIFIED POSITIONS					
0830	STUDENT VOLUNTEER	20	20	20	244
0840	VOLUNTEER STAFF MEMBER	75	75	75	244
CLASSIFIED POSITIONS					
2700	INTERMEDIATE CLERK				28 A
	OR				
2705	INTERMEDIATE TYPIST	5	5	5	28 A
2730	SENIOR CLERK	1	1	1	32 A
5065	DEPUTY PROBATION OFFICER II				41 D
	OR				
5066	DEPUTY PROBATION OFFICER I	14	14	14	37 A
5065	DEPUTY PROBATION OFFICER II				41 D
	OR				
5066	DEPUTY PROBATION OFFICER I				37 A
	OR				
5090	SENIOR PROBATION OFFICER	4	4	4	43 D
5072	HOUSEMOTHER	5	5	5	29.5 A
5074	PROBATION ASSISTANT	3	3	3	33.5 A
5082	PROBATION DIRECTOR II	1	1	1	49 A
5083	PROBATION DIRECTOR I	1	1	1	47.5 A
5090	SENIOR PROBATION OFFICER	2	2	2	43 D
5115	SUPERVISING PROBATION OFFICER	4	4	4	45 D
6405	CHEF	1	1	1	35 D
6410	COOK II	3	3	3	32 A
6415	FOOD SERVICES WORKER	1	1	1	23.5 A
7530	SUPERVISING SEAMSTRESS	1	1	1	26.5 C
9999	TEMPORARY AND SEASONAL EMPLOYEES	9	10	10	202
TOTAL POSITIONS BUDGET UNIT 3420		150 *	151 *	151 *	

COUNTY OF SAN DIEGO FINAL BUDGET
1973-1974
SCHEDULE OF POSITIONS

HUMAN RESOURCES AGENCY

CLASS NUMBER	TITLE	-----AUTHORIZED POSITIONS-----			RANGE AND STEP OR FOOTNOTE
		1972-1973 CURRENT	1973-1974 RECOMMENDED	1973-1974 APPROVED	
BUDGET UNIT - 3430 PROBATION OFFICER					
UNCLASSIFIED POSITIONS					
0830	STUDENT VOLUNTEER	100	100	100	244
0840	VOLUNTEER STAFF MEMBER	500	500	500	244
0914	PSYCHOLOGY INTERN	3	3	3	244
0920	JUVENILE ESCORT	6	6	6	245
CLASSIFIED POSITIONS					
2157	PROBATION OFFICER	1	1	1	56.5 C
2250	CHIEF ASSISTANT PROBATION OFFICER	1	1	1	53 A
2303	ADMINISTRATIVE ASSISTANT II				45 A
	OR				
2304	ADMINISTRATIVE ASSISTANT I				41.5 A
	OR				
2306	ADMINISTRATIVE TRAINEE	2	2	2	37 A
2314	ASSISTANT PERSONNEL OFFICER				41.5 A
	OR				
2306	ADMINISTRATIVE TRAINEE	1	1	1	37 A
2329	DEPARTMENTAL PERSONNEL OFFICER	1	1	1	46 A
2341	RESEARCH ANALYST II				45 A
	OR				
2342	RESEARCH ANALYST I	1	2	2	41.5 A
2343	PROBATION DIRECTOR, ADMINISTRATION	1	1	1	49.5 A
2403	ACCOUNTING TECHNICIAN	2	2	2	35.5 A
2425	ASSOCIATE ACCOUNTANT				42 A
	OR				
2405	ASSISTANT ACCOUNTANT				40 C
	OR				
2500	JUNIOR ACCOUNTANT	1	1	1	36.5 A
2452	CHIEF, PROBATION ACCOUNTING	1	1	1	45 A
2493	INTERMEDIATE ACCOUNT CLERK	5	5	5	29 A
2510	SENIOR ACCOUNT CLERK	2	2	2	32 A
2650	STOCK CLERK	1	1	1	31 A
2660	STOREKEEPER I	1	1	1	33.5 A
2700	INTERMEDIATE CLERK				28 A
	OR				
2705	INTERMEDIATE TYPIST	136	136	136	28 A
2710	JUNIOR CLERK				24.5 A
	OR				
2715	JUNIOR TYPIST	9	9	9	24.5 A
2725	PRINCIPAL CLERK	1	2	2	38.5 A
2730	SENIOR CLERK				32 A
	OR				
2740	SENIOR TYPIST	12	17	17	32 A
2745	SUPERVISING CLERK	3	4	4	35.5 A
2760	INTERMEDIATE STENOGRAPHER	10	10	10	29.5 A
2767	SECRETARY II	2	2	2	34 A
2770	SENIOR STENOGRAPHER	1	1	1	32.5 A
2810	TELEPHONE OPERATOR AND INFORMATION CLERK	4	6	6	27.5 A
4460	FOOD SERVICES MANAGER	1	1	1	38.5 A
4911	COUNTY AID II				28 A
	OR				
4912	COUNTY AID I				24.5 A
	OR				
5075	PROBATION AID	4	4	4	30.5 A
5026	ASSISTANT TRANSPORTATION OFFICER	5	5	5	31.5 A

COUNTY OF SAN DIEGO FINAL BUDGET
1973-1974
SCHEDULE OF POSITIONS

467

HUMAN RESOURCES AGENCY

CLASS NUMBER	TITLE	AUTHORIZED POSITIONS			RANGE AND STEP OR FOOTNOTE
		1972-1973 CURRENT	1973-1974 RECOMMENDED	1973-1974 APPROVED	
BUDGET UNIT - 3430 PROBATION OFFICER - CONTINUED					
5031	CHAPLAIN-COORDINATOR	1	1	1	42.5 C
5065	DEPUTY PROBATION OFFICER II				41 D
	OR				
5066	DEPUTY PROBATION OFFICER I	211	228	228	37 A
5065	DEPUTY PROBATION OFFICER II				41 D
	OR				
5066	DEPUTY PROBATION OFFICER I				37 A
	OR				
5090	SENIOR PROBATION OFFICER	54			43 D
5074	PROBATION ASSISTANT	8	8	8	33.5 A
5081	PROBATION DIRECTOR III	3	4	4	51 A
5083	PROBATION DIRECTOR I	10	9	9	47.5 A
5090	SENIOR PROBATION OFFICER	77	114	114	43 D
5115	SUPERVISING PROBATION OFFICER	56	57	57	45 D
5120	TRANSPORTATION OFFICER	1	1	1	33.5 A
5123	VOLUNTEER SERVICES COORDINATOR	1			
5125	WORK PROJECT OFFICER	8	8	8	31.5 A
8801	MARITAL COUNSELOR		1	1	
9999	TEMPORARY AND SEASONAL EMPLOYEES	46	46	46	202
TOTAL POSITIONS BUDGET UNIT 3430		1,294 *	1,305 *	1,305 *	
BUDGET UNIT - 3440 PROBATION OFFICER, SPECIAL SUPERVISION					
UNCLASSIFIED POSITIONS					
0825	COMMUNITY WORKER II				24.5 X
	OR				
0826	COMMUNITY WORKER I	12			22.5 X
CLASSIFIED POSITIONS					
2303	ADMINISTRATIVE ASSISTANT II				45 A
	OR				
2304	ADMINISTRATIVE ASSISTANT I		1	1	41.5 A
2341	RESEARCH ANALYST II				45 A
	OR				
2342	RESEARCH ANALYST I	1	1	1	41.5 A
2510	SENIOR ACCOUNT CLERK	1	1	1	32 A
2700	INTERMEDIATE CLERK				28 A
	OR				
2705	INTERMEDIATE TYPIST	16	24	24	28 A
2760	INTERMEDIATE STENOGRAPHER	7	12	12	29.5 A
4911	COUNTY AID II				28 A
	OR				
4912	COUNTY AID I	1			24.5 A
5065	DEPUTY PROBATION OFFICER II				41 D
	OR				
5066	DEPUTY PROBATION OFFICER I	27	40	40	37 A
5065	DEPUTY PROBATION OFFICER II				41 D
	OR				
5066	DEPUTY PROBATION OFFICER I				37 A
	OR				
5090	SENIOR PROBATION OFFICER	10	10	10	43 D
5082	PROBATION DIRECTOR II	1	1	1	49 A
5090	SENIOR PROBATION OFFICER	9	24	24	43 D
5115	SUPERVISING PROBATION OFFICER	9	13	13	45 D
9999	TEMPORARY AND SEASONAL EMPLOYEES	10	12	12	202
TOTAL POSITIONS BUDGET UNIT 3440		104 *	139 *	139 *	

COUNTY OF SAN DIEGO FINAL BUDGET
1973-1974
SCHEDULE OF POSITIONS

HUMAN RESOURCES AGENCY

CLASS NUMBER	TITLE	-----AUTHORIZED POSITIONS-----			RANGE AND STEP OR FOOTNOTE
		1972-1973 CURRENT	1973-1974 RECOMMENDED	1973-1974 APPROVED	
BUDGET UNIT - 3480 PROBATION DEPARTMENT, HILLCREST					
UNCLASSIFIED POSITIONS					
0830	STUDENT VOLUNTEER	25	25	25	244
0840	VOLUNTEER STAFF MEMBER	75	75	75	244
CLASSIFIED POSITIONS					
2510	SENIOR ACCOUNT CLERK	1	1	1	32 A
2700	INTERMEDIATE CLERK				28 A
	OR				
2705	INTERMEDIATE TYPIST	3	3	3	28 A
2760	INTERMEDIATE STENOGRAPHER	1	1	1	29.5 A
4911	COUNTY AID II				28 A
	OR				
4912	COUNTY AID I	1	1	1	24.5 A
5065	DEPUTY PROBATION OFFICER II				41 D
	OR				
5066	DEPUTY PROBATION OFFICER I	10	10	10	37 A
5065	DEPUTY PROBATION OFFICER II				41 D
	OR				
5066	DEPUTY PROBATION OFFICER I				37 A
	OR				
5090	SENIOR PROBATION OFFICER	4	4	4	43 D
5072	HOUSEMOTHER	19	19	19	29.5 A
5082	PROBATION DIRECTOR II	1	1	1	49 A
5083	PROBATION DIRECTOR I	1	1	1	47.5 A
5089	SENIOR HOUSEMOTHER	4	4	4	31 A
5090	SENIOR PROBATION OFFICER	1	1	1	43 D
5115	SUPERVISING PROBATION OFFICER	5	5	5	45 D
6405	CHEF	1	1	1	35 A
6410	COOK II	3	3	3	32 A
6415	FOOD SERVICES WORKER	4	4	4	23.5 A
7520	SEAMSTRESS	1	1	1	24.5 A
9999	TEMPORARY AND SEASONAL EMPLOYEES	12	12	12	202
TOTAL POSITIONS BUDGET UNIT 3480		172 *	172 *	172 *	
BUDGET UNIT - 3800 OFFICE OF SENIOR CITIZENS AFFAIRS					
CLASSIFIED POSITIONS					
2149	DIRECTOR OF SENIOR CITIZENS AFFAIRS	1	1	1	46 A
2303	ADMINISTRATIVE ASSISTANT II				45 A
	OR				
2304	ADMINISTRATIVE ASSISTANT I				41.5 A
	OR				
2306	ADMINISTRATIVE TRAINEE	1	1	1	37 A
2342	RESEARCH ANALYST I				41.5 A
2715	JUNIOR TYPIST	1	1	1	24.5 A
2768	SECRETARY I	1	1	1	31.5 A
5248	PROGRAM ASSISTANT	1	2	2	43 A
5266	SOCIAL WORKER, MSW		1	1	41 A
8800	FIELD REPRESENTATIVE		1	1	
9999	TEMPORARY AND SEASONAL EMPLOYEES	52	52	52	202
TOTAL POSITIONS BUDGET UNIT 3800		57 *	61 *	61 *	
BUDGET UNIT - 5500 DEPARTMENT OF PUBLIC WELFARE					
UNCLASSIFIED POSITIONS					
0840	VOLUNTEER STAFF MEMBER	999	999	999	244

COUNTY OF SAN DIEGO FINAL BUDGET
1973-1974
SCHEDULE OF POSITIONS

HUMAN RESOURCES AGENCY

CLASS NUMBER	TITLE	AUTHORIZED POSITIONS			RANGE AND STEP OR FOOTNOTE
		1972-1973 CURRENT	1973-1974 RECOMMENDED	1973-1974 APPROVED	
BUDGET UNIT = 5500 DEPARTMENT OF PUBLIC WELFARE - CONTINUED					
0845	GRADUATE STUDENT	28			244
CLASSIFIED POSITIONS					
2142	DIRECTOR OF PUBLIC WELFARE	1	1	1	57.5 C
2224	ASSISTANT DIRECTOR OF PUBLIC WELFARE	2	2	2	51.5 C
2303	ADMINISTRATIVE ASSISTANT II				45 A
	OR				
2304	ADMINISTRATIVE ASSISTANT I				41.5 A
	OR				
2306	ADMINISTRATIVE TRAINEE	10	11	11	37 A
2306	ADMINISTRATIVE TRAINEE				37 A
	OR				
2314	ASSISTANT PERSONNEL OFFICER	1	1	1	41.5 A
2329	DEPARTMENTAL PERSONNEL OFFICER	1	1	1	46 A
2330	EXECUTIVE ASSISTANT I	1	1	1	48.5 A
2334	MEXICAN-AMERICAN COMMUNITY AFFAIRS OFF	1			47.5 A
2341	RESEARCH ANALYST II				45 A
	OR				
2342	RESEARCH ANALYST I	1	1	1	41.5 A
2425	ASSOCIATE ACCOUNTANT	1	1	1	42 A
2429	ASSISTANT WELFARE FINANCE OFFICER	1	1	1	46 A
2477	REVENUE & RECOVERY CFF III	2	2	2	35.5 A
2493	INTERMEDIATE ACCOUNT CLERK	11	11	11	29 A
2502	PROGRAMMER ANALYST II				43 A
	OR				
2503	PROGRAMMER ANALYST I	1	1	1	39.5 A
2505	SENIOR ACCOUNTANT	1	1	1	43.5 A
2510	SENIOR ACCOUNT CLERK	18	20	20	32 A
2535	WELFARE FINANCE OFFICER	1	1	1	48 A
2650	STOCK CLERK	2	2	2	31 A
2660	STOREKEEPER I	1	1	1	33.5 A
2700	INTERMEDIATE CLERK				28 A
	OR				
2705	INTERMEDIATE TYPIST	242	323	323	28 A
2705	INTERMEDIATE TYPIST	78			28 A
2710	JUNIOR CLERK				24.5 A
	OR				
2715	JUNIOR TYPIST	36	37	37	24.5 A
2725	PRINCIPAL CLERK	1	1	1	38.5 A
2730	SENIOR CLERK				32 A
	OR				
2740	SENIOR TYPIST	22	29	29	32 A
2745	SUPERVISING CLERK	12	13	13	35.5 A
2760	INTERMEDIATE STENOGRAPHER	19	19	19	29.5 A
2767	SECRETARY II	3	3	3	34 A
2810	TELEPHONE OPERATOR AND INFORMATION CLERK	25	26	26	27.5 A
2815	TELEPHONE SUPERVISOR	1	1	1	29.5 A
4911	COUNTY AID II				28 A
	OR				
4912	COUNTY AID I	77	80	80	24.5 A
5205	APPEALS COORDINATOR	1	1	1	44 A
5207	ASSISTANT CHIEF, HOSPITAL INTAKE	1	1	1	45.5 A
5208	ASSISTANT DISTRICT CHIEF	16	17	17	45.5 A
5209	ASSISTANT TO DIVISION CHIEF	1	1	1	47.5 A
5211	CASE MANAGEMENT CONSULTANT	1	1	1	45.5 A
5212	CHIEF, COMMODITY DISTRIBUTION	1	1	1	45.5 A

COUNTY OF SAN DIEGO FINAL BUDGET
1973-1974
SCHEDULE OF POSITIONS

HUMAN RESOURCES AGENCY

CLASS NUMBER	TITLE	-----AUTHORIZED POSITIONS-----			RANGE AND STEP OR FOOTNOTE
		1972-1973 CURRENT	-----1973-1974----- RECOMMENDED	APPROVED	
BUDGET UNIT - 5500 DEPARTMENT OF PUBLIC WELFARE - CONTINUED					
5213	CHIEF, HOSPITAL INTAKE	1	1	1	47.5 A
5215	CHIEF, BLIND SECTION	1	1	1	45.5 A
5216	CHIEF, LICENSING SECTION	1	1	1	46.5 A
5217	CHIEF, HOMEMAKER SERVICE	1	1	1	47.5 A
5219	CHIEF, EDUCATION-TRAINING	1	1	1	45.5 A
5220	COORDINATOR, PROTECTIVE SERVICES	1	1	1	46.5 A
5222	ELIGIBILITY SUPERVISOR	127	138	138	37 A
5223	ELIGIBILITY WORKER II				33.5 A
	OR				
5224	ELIGIBILITY WORKER I	812	845	845	32.5 A
5226	DISTRICT CHIEF	8	10	10	47.5 A
5227	EDUCATION-TRAINING SUPERVISOR	1	1	1	42 A
5228	GRADUATE TRAINING SUPERVISOR	2	2	2	46.5 A
5233	ELIGIBILITY CONTROL SUPERVISOR	1			38 A
5235	JUNIOR SOCIAL WORKER				36.5 A
	OR				
5260	SENIOR SOCIAL WORKER				40.5 A
	OR				
5265	SOCIAL WORKER	488	426	426	37.5 A
5237	HOMEMAKER III	29	22	22	27.5 A
5238	HOMEMAKER II	68	43	43	26 A
5239	HOMEMAKER I	112	75	75	24.5 A
5240	HOMEMAKER SUPERVISOR	1	8	8	29.5 A
5243	MEDICAL SERVICES WORKER	4	4	4	40.5 A
5244	MEDICAL SOCIAL WORKER II	1	1	1	43 A
5248	PROGRAM ASSISTANT	11	17	17	43 A
5261	SENIOR SOCIAL WORKER, MSW	15	19	19	43 A
5263	SENIOR SOCIAL WORK SUPERVISOR	30	30	30	44.5 A
5266	SOCIAL WORKER, MSW	54	54	54	41 A
5270	SOCIAL WORK SUPERVISOR	109	65	65	42 A
5275	STAFF DEVELOPMENT SUPERVISOR	1	1	1	47.5 A
5283	SUPERVISING WELFARE INVESTIGATOR	1	1	1	43 A
5290	TRAINING SUPERVISOR	2	2	2	45.5 A
5295	WELFARE DIVISION CHIEF	3	3	3	49.5 A
5297	WELFARE INVESTIGATOR	3	6	6	40 A
8800	EDP COORDINATOR, WELFARE		1	1	
9999	TEMPORARY AND SEASONAL EMPLOYEES	85	85	85	202
TOTAL POSITIONS BUDGET UNIT 5500		3,595 *	3,477 *	3,477 *	
BUDGET UNIT - 5509 DEPARTMENT OF PUBLIC WELFARE - ADOPTIONS					
CLASSIFIED POSITIONS					
2303	ADMINISTRATIVE ASSISTANT II				45 A
	OR				
2304	ADMINISTRATIVE ASSISTANT I				41.5 A
	OR				
2306	ADMINISTRATIVE TRAINEE	1	1	1	37 A
2700	INTERMEDIATE CLERK				28 A
	OR				
2705	INTERMEDIATE TYPIST	30	31	31	28 A
2710	JUNIOR CLERK				24.5 A
	OR				
2715	JUNIOR TYPIST	2	2	2	24.5 A
2740	SENIOR TYPIST	3	3	3	32 A

COUNTY OF SAN DIEGO FINAL BUDGET
1973-1974
SCHEDULE OF POSITIONS

HUMAN RESOURCES AGENCY

-----AUTHORIZED POSITIONS-----
1972-1973 1973-1974
CURRENT RECOMMENDED APPROVED

CLASS NUMBER TITLE RANGE AND STEP OR FOOTNOTE

BUDGET UNIT - 5509 DEPARTMENT OF PUBLIC WELFARE - ADOPTIONS - CONTINUED

2745	SUPERVISING CLERK	1	1	1	35.5	A
2760	INTERMEDIATE STENOGRAPHER	2	2	2	29.5	A
2810	TELEPHONE OPERATOR AND INFORMATION CLERK	2	2	2	27.5	A
5208	ASSISTANT DISTRICT CHIEF	2	2	2	45.5	A
5214	CHIEF, ADOPTIONS SECTION	1	1	1	47.5	A
5260	SENIOR SOCIAL WORKER				40.5	A
	OR					
5266	SOCIAL WORKER, MSW	49	48	48	41	A
5261	SENIOR SOCIAL WORKER, MSW	15	15	15	43	A
5263	SENIOR SOCIAL WORK SUPERVISOR	10	10	10	44.5	A
9999	TEMPORARY AND SEASONAL EMPLOYEES	15	15	15	202	
TOTAL POSITIONS BUDGET UNIT 5509		133 *	133 *	133 *		

BUDGET UNIT - 5513 DEPARTMENT OF PUBLIC WELFARE-MODEL CITIES CHILD CARE PROJECT

CLASSIFIED POSITIONS

2700	INTERMEDIATE CLERK				28	A
	OR					
2705	INTERMEDIATE TYPIST	1	1	1	28	A
2760	INTERMEDIATE STENOGRAPHER	1	1	1	29.5	A
5204	CHILD CARE PROJECT TRAINER-EVALUATOR	1	2	2	42	A
5210	CHIEF, CHILD CARE PROJECT	1	1	1	45.5	A
5229	CHILD CARE PROJECT CASEWORKER	1	1	1	37.5	A
5230	CHILDRENS CENTER ATTENDANT	16	6	6	27	A
5231	CHILDRENS CENTER ATTENDANT TRAINEE	11	10	10	26	A
5232	CHILDRENS CENTER SUPERVISOR	3	2	2	40.5	A
5256	SENIOR CHILDRENS CENTER ATTENDANT	11	7	7	29	A
7027	CHILDRENS CENTER CARETAKER	1			28.5	A
9999	TEMPORARY AND SEASONAL EMPLOYEES	20	18	18	202	
TOTAL POSITIONS BUDGET UNIT 5513		67 *	49 *	49 *		

BUDGET UNIT - 5515 DEPARTMENT OF PUBLIC WELFARE STATE CHILD CARE PROJECT

CLASSIFIED POSITIONS

2700	INTERMEDIATE CLERK				28	A
	OR					
2705	INTERMEDIATE TYPIST		1	1	28	A
2760	INTERMEDIATE STENOGRAPHER		1	1	29.5	A
5260	SENIOR SOCIAL WORKER		1	1	40.5	A
5263	SENIOR SOCIAL WORK SUPERVISOR		1	1	44.5	A
5282	SUPERVISOR OF CHILD CARE CENTERS		4	4	44	A
8800	CHILD CARE ASSISTANT		8	8		
8801	CHILD CARE MOTHERS		20	20		
9999	TEMPORARY AND SEASONAL EMPLOYEES		10	10	202	
TOTAL POSITIONS BUDGET UNIT 5515			46 *	46 *		

BUDGET UNIT - 6800 VETERANS SERVICE OFFICER

CLASSIFIED POSITIONS

2151	DIRECTOR OF VETERANS SERVICE	1	1	1	44	C
2230	ASSISTANT DIRECTOR OF VETERANS SERVICE	1	1	1	40	A
2700	INTERMEDIATE CLERK				28	A
	OR					
2705	INTERMEDIATE TYPIST	3	5	5	28	A

COUNTY OF SAN DIEGO FINAL BUDGET
 1973-1974
 SCHEDULE OF POSITIONS

HUMAN RESOURCES AGENCY

CLASS NUMBER	TITLE	-----AUTHORIZED POSITIONS-----			RANGE AND STEP OR FOOTNOTE
		1972-1973 CURRENT	-----1973-1974----- RECOMMENDED	APPROVED	
BUDGET UNIT - 6800 VETERANS SERVICE OFFICER - CONTINUED					
2767	SECRETARY II	1	1	1	34 A
5285	VETERANS SERVICE REPRESENTATIVE II				37.5 A
	OR				
5286	VETERANS SERVICE REPRESENTATIVE I	7	8	8	36.5 A
9999	TEMPORARY AND SEASONAL EMPLOYEES	5	5	5	202
TOTAL POSITIONS BUDGET UNIT 6800		18 *	21 *	21 *	
TOTAL AGENCY POSITIONS		6,342 **	6,376 **	6,382 **	

COUNTY OF SAN DIEGO FINAL BUDGET
1973-1974
SCHEDULE OF POSITIONS

PUBLIC WORKS AGENCY

CLASS NUMBER	TITLE	AUTHORIZED POSITIONS			RANGE AND STEP OR FOOTNOTE
		1972-1973 CURRENT	1973-1974 RECOMMENDED	1973-1974 APPROVED	
BUDGET UNIT - 1200 PUBLIC WORKS AGENCY					
UNCLASSIFIED POSITIONS					
0448	PUBLIC WORKS AGENCY ADVISORY BOARD	7			330
CLASSIFIED POSITIONS					
2159	PUBLIC WORKS ADMINISTRATOR	1	1	1	62 C
2302	ADMINISTRATIVE ASSISTANT III	1	2	2	47 A
2303	ADMINISTRATIVE ASSISTANT II				45 A
	OR				
2304	ADMINISTRATIVE ASSISTANT I				41.5 A
	OR				
2306	ADMINISTRATIVE TRAINEE	5	3	3	37 A
2309	ASSISTANT CONTRACT COMPLIANCE OFFICER	1			39 A
2321	ENDOWMENT OFFICER	1			48.5 C
2326	CONTRACT COMPLIANCE OFFICER	1			44.5 A
2346	MANAGEMENT ASSISTANT III				51 A
	OR				
2347	MANAGEMENT ASSISTANT II				48 A
	OR				
2348	MANAGEMENT ASSISTANT I	1	1	1	45 A
2403	ACCOUNTING TECHNICIAN	1	1	1	35.5 A
2421	ASSISTANT FISCAL AND PERSONNEL DIRECTOR	1	1	1	48 A
2425	ASSOCIATE ACCOUNTANT				42 A
	OR				
2405	ASSISTANT ACCOUNTANT				40 C
	OR				
2500	JUNIOR ACCOUNTANT	3	4	4	36.5 A
2471	EDP COORDINATOR	1	1	1	48 A
2473	EDP SUPERVISOR, PUBLIC WORKS AGENCY	1	1	1	40 A
2489	FISCAL AND PERSONNEL DIRECTOR	1	1	1	50.5 A
2493	INTERMEDIATE ACCOUNT CLERK	8	10	10	29 A
2496	PROGRAMMER TRAINEE				31.5 A
	OR				
2498	PROGRAMMER	2	1	1	35.5 A
2497	PRINCIPAL ACCOUNTANT	2	2	2	47 A
2501	PROGRAMMER ANALYST III	1	1	1	45 A
2502	PROGRAMMER ANALYST II				43 A
	OR				
2503	PROGRAMMER ANALYST I	3	4	4	39.5 A
2505	SENIOR ACCOUNTANT	2	3	3	43.5 A
2510	SENIOR ACCOUNT CLERK	6	6	6	32 A
2700	INTERMEDIATE CLERK				28 A
	OR				
2705	INTERMEDIATE TYPIST	9	8	8	28 A
2710	JUNIOR CLERK		1	1	24.5 A
2725	PRINCIPAL CLERK	1	1	1	38.5 A
2730	SENIOR CLERK	4	5	5	32 A
2740	SENIOR TYPIST	1	1	1	32 A
2745	SUPERVISING CLERK	2	3	3	35.5 A
2760	INTERMEDIATE STENOGRAPHER	10	8	8	29.5 A
2767	SECRETARY II	1	1	1	34 A
2770	SENIOR STENOGRAPHER	2	3	3	32.5 A
3020	DATA PROCESSING OPERATOR	1	2	2	33.5 A
3030	KEY PUNCH OPERATOR	3	4	4	29 A
3035	KEY PUNCH SUPERVISOR	1	1	1	32 A
3072	SENIOR DATA PROCESSING OPERATOR	1	1	1	35.5 A

COUNTY OF SAN DIEGO FINAL BUDGET
1973-1974
SCHEDULE OF POSITIONS

PUBLIC WORKS AGENCY

CLASS NUMBER	TITLE	-----AUTHORIZED POSITIONS-----			RANGE AND STEP OR FOOTNOTE
		1972-1973 CURRENT	-----1973-1974----- RECOMMENDED	APPROVED	
BUDGET UNIT - 1200 PUBLIC WORKS AGENCY - CONTINUED					
3504	ASSOCIATE LANDSCAPE ARCHITECT	2	3	3	44 A
3526	PARK DEVELOPMENT DIRECTOR	1	1	1	51 A
3547	SENIOR LANDSCAPE ARCHITECT	1	1	1	46.5 A
3555	SERVICE AREA PLANNER COORDINATOR	1			50.5 A
3615	ASSISTANT CIVIL ENGINEER	2			43 A
3635	ASSOCIATE CIVIL ENGINEER	2	1	1	46 A
3695	JUNIOR CIVIL ENGINEER	2			40 A
3720	SENIOR CIVIL ENGINEER	1			49 A
3780	ASSISTANT LAND SURVEYOR		1	1	43 A
	OR				
3812	ENGINEERING TECHNICIAN III		2	2	43 A
3785	ASSOCIATE LAND SURVEYOR		1	1	46 A
3800	DRAFTSMAN III	1			40 A
3801	DRAFTSMAN II	4			37.5 A
3801	DRAFTSMAN II				37.5 A
	OR				
3802	DRAFTSMAN I		2	2	34.5 A
3810	ENGINEERING AID	2	2	2	34.5 A
3813	ENGINEERING TECHNICIAN II	1	3	3	40 A
3814	ENGINEERING TECHNICIAN I		4	4	37.5 A
3817	GRAPHIC ARTIST	1			40 A
4909	AUDIO-VISUAL TECHNICIAN		1	1	32.5 A
5500	AIRPORT MANAGER	1			41 A
5501	AIRPORT OPERATIONS DIRECTOR	1			49 C
5502	AIRPORT OPERATIONS LIAISON OFFICER	1			45 A
5520	ASSISTANT AIRPORT MANAGER	3			36.5 A
5525	ASSOCIATE RIGHT-OF-WAY AGENT				44 A
	OR				
5538	JUNIOR RIGHT-OF-WAY AGENT		1	1	36.5 A
5525	ASSOCIATE RIGHT-OF-WAY AGENT				44 A
	OR				
5524	ASSISTANT RIGHT-OF-WAY AGENT				40.5 A
	OR				
5538	JUNIOR RIGHT-OF-WAY AGENT	21	23	23	36.5 A
5543	REAL PROPERTY DIRECTOR	1	1	1	51.5 C
5560	SENIOR AIRPORT MANAGER	1			43 A
5570	SENIOR RIGHT-OF-WAY AGENT	5	5	5	46.5 C
5585	SUPERVISING RIGHT-OF-WAY AGENT	3	3	3	49.5 C
7000	AIRPORT OPERATIONS ASSISTANT	9			32.5 A
9999	TEMPORARY AND SEASONAL EMPLOYEES	42	42	42	202
TOTAL POSITIONS BUDGET UNIT 1200		195 *	179 *	179 *	
BUDGET UNIT - 1300 DEPARTMENT OF GENERAL SERVICES					
CLASSIFIED POSITIONS					
2125	DIRECTOR OF GENERAL SERVICES	1	1	1	56.5 C
2219	ASSISTANT DIRECTOR OF GENERAL SERVICES	1	1	1	53 A
2302	ADMINISTRATIVE ASSISTANT III	1	1	1	47 A
2303	ADMINISTRATIVE ASSISTANT II		1	1	45 A
2303	ADMINISTRATIVE ASSISTANT II				45 A
	OR				
2304	ADMINISTRATIVE ASSISTANT I				41.5 A
	OR				
2306	ADMINISTRATIVE TRAINEE	2	3	3	37 A

COUNTY OF SAN DIEGO FINAL BUDGET
1973-1974
SCHEDULE OF POSITIONS

PUBLIC WORKS AGENCY

CLASS NUMBER	TITLE	AUTHORIZED POSITIONS			RANGE AND STEP OR FOOTNOTE
		1972-1973 CURRENT	1973-1974 RECOMMENDED	1973-1974 APPROVED	
BUDGET UNIT - 1300 DEPARTMENT OF GENERAL SERVICES - CONTINUED					
2376	TELEPHONE SYSTEMS COORDINATOR		1	1	41 A
2491	FISCAL ANALYST	1	1	1	46.5 A
2510	SENIOR ACCOUNT CLERK	1	1	1	32 A
2615	ELECTRONIC PARTS MAN	2	2	2	33.5 A
2700	INTERMEDIATE CLERK				28 A
	OR				
2705	INTERMEDIATE TYPIST	15	17	17	28 A
2710	JUNIOR CLERK				24.5 A
	OR				
2715	JUNIOR TYPIST	1	1	1	24.5 A
2730	SENIOR CLERK				32 A
	OR				
2740	SENIOR TYPIST	6	6	6	32 A
2760	INTERMEDIATE STENOGRAPHER	1	5	5	29.5 A
2767	SECRETARY II	2	2	2	34 A
2770	SENIOR STENOGRAPHER	3	3	3	32.5 A
2800	RADIO TELEPHONE OPERATOR	3	3	3	31 A
2808	SENIOR RADIO TELEPHONE OPERATOR	1	1	1	33 A
2810	TELEPHONE OPERATOR AND INFORMATION CLERK	14	17	17	27.5 A
2813	TELEPHONE SERVICES COORDINATOR	1			
2815	TELEPHONE SUPERVISOR	2	2	2	29.5 A
3010	CHIEF, CENTRAL RECORDS SERVICE	1	1	1	39 A
3039	MAIL CLERK DRIVER	12	12	12	28.5 A
3040	MICROFILM OPERATOR	2	2	2	28 A
3045	MICROFILM SUPERVISOR	1	1	1	33.5 A
3047	MAIL-CENTER SUPERVISOR	1	1	1	35.5 A
3053	PHOTO REDUCTION TECHNICIAN	1	1	1	32 A
3074	SENIOR MAIL CLERK DRIVER	1	1	1	30.5 A
3500	ARCHITECT	6	6	6	47 A
3505	ARCHITECTURAL DESIGNER	5	5	5	42.5 A
3506	ARCHITECTURAL MASTER PLANNER	2	2	2	47 A
3510	BUILDING CONSTRUCTION INSPECTOR	4	4	4	43 A
3517	DEPUTY DIRECTOR, ARCHITECTURAL SERVICES	1	1	1	51 A
3548	SENIOR ARCHITECTURAL DESIGNER	1	1	1	46.5 A
3570	SUPERVISING ARCHITECT	1	1	1	49 A
3620	ASSISTANT ELECTRONICS ENGINEER	2	2	2	43 A
3635	ASSOCIATE CIVIL ENGINEER	1	1	1	46 A
3640	ASSOCIATE ELECTRICAL ENGINEER	1	1	1	46 A
3643	ASSOCIATE MECHANICAL ENGINEER	1	1	1	46 A
3650	ASSOCIATE STRUCTURAL ENGINEER	1	1	1	46 A
3679	ELECTRONICS ENGINEER	1	1	1	51 A
3682	DEPUTY DIRECTOR, COMMUNICATIONS	1	1	1	52.5 A
3683	DEPUTY DIRECTOR, FACILITIES MAINTENANCE	1	1	1	52.5 A
5498	AIRPORT DEVELOPMENT COORDINATOR		1	1	45 A
5500	AIRPORT MANAGER		1	1	41 A
5501	AIRPORT OPERATIONS DIRECTOR		1	1	49 A
5502	AIRPORT OPERATIONS LIAISON OFFICER		1	1	45 A
5520	ASSISTANT AIRPORT MANAGER		3	3	36.5 A
5560	SENIOR AIRPORT MANAGER		1	1	43 A
5884	BUILDING MAINTENANCE ENGINEER	21	21	21	38.5 A
5885	BUILDING MAINTENANCE FOREMAN II	7	7	7	40.5 A
5887	BUILDING MAINTENANCE SUPERVISOR	2	2	2	42.5 A
5889	BUILDING MECHANICAL SPECIALIST	1	1	1	44.5 A
5905	CARPENTER	13	13	13	38.5 D
5910	CARPENTER FOREMAN	2	2	2	40.5 C

COUNTY OF SAN DIEGO FINAL BUDGET
1973-1974
SCHEDULE OF POSITIONS

PUBLIC WORKS AGENCY

CLASS NUMBER	TITLE	AUTHORIZED POSITIONS			RANGE AND STEP OR FOOTNOTE
		1972-1973 CURRENT	1973-1974 RECOMMENDED	1973-1974 APPROVED	
BUDGET UNIT - 1300 DEPARTMENT OF GENERAL SERVICES - CONTINUED					
5915	CHIEF, FACILITIES MAINTENANCE OPERATIONS	1	1	1	49.5 A
5920	ELECTRICIAN	7	7	7	40.5 D
5925	ELECTRICIAN FOREMAN	1	1	1	42.5 C
5928	ESTIMATOR OF BUILDING CONSTRUCTION	3	3	3	43.5 A
5929	LOCKSMITH	1	1	1	36.5 A
5930	MASON	3	3	3	39.5 C
5935	MASON FOREMAN	1	1	1	41.5 C
5940	PAINTER	13	15	15	38.5 D
5945	PAINTER FOREMAN	1	1	1	40.5 C
5950	PLUMBER	4	4	4	40.5 D
5955	PLUMBER FOREMAN	1	1	1	42.5 C
5959	REFRIGERATION FOREMAN	1	1	1	42.5 C
5960	REFRIGERATION MECHANIC	4	4	4	40.5 D
5965	SENIOR MECHANICAL FOREMAN	1	1	1	44.5 A
5970	SIGN PAINTER	1	1	1	39.5 D
5975	SUPERVISOR OF CONSTRUCTION & MAINTENANCE	1	1	1	47.5 A
5985	UTILITY SENIOR FOREMAN	1	1	1	44.5 A
6009	MAINTENANCE TECHNICIAN	5	6	6	39
6100	AUTOMOTIVE MECHANIC	9	10	10	37
6104	DEPUTY DIRECTOR, FLEET OPERATIONS	1	1	1	48.5 A
6105	EQUIPMENT GENERAL FOREMAN	1	1	1	43
6110	EQUIPMENT MECHANIC	14	14	14	37.5 C
6115	EQUIPMENT SENIOR FOREMAN	1	1	1	41
6120	EQUIPMENT SERVICEMAN II	3	3	3	33
6121	EQUIPMENT SERVICEMAN I	11	13	13	31
6130	EQUIPMENT SHOP FOREMAN	4	4	4	39.5 A
6140	MACHINIST	1	1	1	37.5 C
6149	RADIO TECHNICIAN III	4	4	4	42.5 A
6150	RADIO TECHNICIAN II				40.5 A
	OR				
6151	RADIO TECHNICIAN I				38.5 A
	OR				
6152	RADIO TECHNICIAN TRAINEE	17	18	18	36.5 A
6160	SENIOR RADIO TECHNICIAN	1	1	1	44.5 A
6164	TRAFFIC SIGNAL TECHNICIAN III	1	1	1	42.5 A
6165	TRAFFIC SIGNAL TECHNICIAN II				40.5 D
	OR				
6166	TRAFFIC SIGNAL TECHNICIAN I				38.5 A
	OR				
6167	TRAFFIC SIGNAL TECHNICIAN TRAINEE	2	4	4	36.5 A
6180	WELDER	5	5	5	38
6200	BUILDING MAINTENANCE ENG ASST II				36.5 A
	OR				
6201	BUILDING MAINTENANCE ENG ASST I	15	15	15	34.5 A
6210	ELECTRICIAN ASSISTANT II				36.5 A
	OR				
6211	ELECTRICIAN ASSISTANT I	5	5	5	34.5 A
6220	MASON TENDER II				36.5 A
	OR				
6221	MASON TENDER I	4	4	4	34.5 A
6230	PLUMBER ASSISTANT II				36.5 A
	OR				
6231	PLUMBER ASSISTANT I	4	4	4	34.5 A
6240	REFRIGERATION MECHANIC ASSISTANT II				36.5 A
	OR				
6241	REFRIGERATION MECHANIC ASSISTANT I	4	4	4	34.5 A

COUNTY OF SAN DIEGO FINAL BUDGET
1973-1974
SCHEDULE OF POSITIONS

PUBLIC WORKS AGENCY

CLASS NUMBER	TITLE	AUTHORIZED POSITIONS			RANGE AND STEP OR FOOTNOTE
		1972-1973 CURRENT	1973-1974 RECOMMENDED	1973-1974 APPROVED	
BUDGET UNIT - 1300 DEPARTMENT OF GENERAL SERVICES - CONTINUED					
6251	WELDER ASSISTANT I	1	1	1	34.5 A
6305	GARDENER OR				31.5 A
6320	GROUNDSMAN GARDENER	26	27	27	28.5 A
6310	GARDENER FOREMAN	2	2	2	35 A
6315	GARDENER SUPERVISOR	1	1	1	36.5 A
7000	AIRPORT OPERATIONS ASSISTANT		9	9	32.5 A
7008	ASST CHF, BUILDING SERVICES DIVISION	1	1	1	39.5 A
7016	BUILDING SERVICES FOREMAN	4	4	4	34 A
7030	CUSTODIAN III	29	28	28	29.5 A
7031	CUSTODIAN II	205	180	180	27.5 A
7040	DEPUTY DIRECTOR, BUILDING SERVICES	1	1	1	45.5 A
7066	PARKING LOT ATTENDANT	2	2	2	24.5 A
7085	SUPERVISING CUSTODIAN	4	4	4	32 A
7098	WATCHMAN	28	24	24	27.5 A
7100	WINDOW CLEANER	4	3	3	31 A
7535	UTILITY FOREMAN II	3	3	3	38 A
7539	UTILITYMAN III	6	6	6	36 A
7540	UTILITYMAN II	11	12	12	34 A
7541	UTILITYMAN I				33 A
	OR				
7518	PUBLIC WORKS TRAINEE	28	29	29	31 A
8814	CHIEF, SECURITY SERVICES		1	1	
9999	TEMPORARY AND SEASONAL EMPLOYEES	60	83	83	202
TOTAL POSITIONS BUDGET UNIT 1300		725 *	758 *	758 *	

BUDGET UNIT - 4250 DEPARTMENT OF BUILDING INSPECTION

CLASSIFIED POSITIONS

2119	DIRECTOR OF BUILDING INSPECTION	1	1	1	54 C
2210	ASSISTANT DIRECTOR, BUILDING INSPECTION	1	1	1	51 C
2700	INTERMEDIATE CLERK OR				28 A
2705	INTERMEDIATE TYPIST	4	4	4	28 A
2710	JUNIOR CLERK OR				24.5 A
2715	JUNIOR TYPIST	2	4	4	24.5 A
2730	SENIOR CLERK	1	1	1	32 A
2760	INTERMEDIATE STENOGRAPHER	1	1	1	29.5 A
2767	SECRETARY II	1	1	1	34 A
3625	ASSISTANT STRUCTURAL ENGINEER	2	2	2	43 A
3650	ASSOCIATE STRUCTURAL ENGINEER	3	4	4	46 A
3660	BUILDING INSPECTOR	24	28	28	41.5 A
3673	CHIEF ELECTRICAL INSPECTOR	1	1	1	43.5 A
3675	CONTROLS SUPERVISOR	1	1	1	43 A
3677	ELECTRICAL SPECIALIST	1	1	1	42.5 A
3678	CHIEF PLUMBING INSPECTOR	1	1	1	43.5 A
3655	JUNIOR CIVIL ENGINEER	2	3	3	40 A
3699	PLUMBING SPECIALIST	1	1	1	42.5 A
3715	SENIOR BUILDING INSPECTOR	4	4	4	43.5 A
3735	SENIOR STRUCTURAL ENGINEER	2	2	2	49 A
3790	BUILDING INSPECTION AID II	7	9	9	38 A
3791	BUILDING INSPECTION AID I	3	3	3	33.5 A
9999	TEMPORARY AND SEASONAL EMPLOYEES	10	9	9	202
TOTAL POSITIONS BUDGET UNIT 4250		73 *	82 *	82 *	

COUNTY OF SAN DIEGO FINAL BUDGET
1973-1974
SCHEDULE OF POSITIONS

PUBLIC WORKS AGENCY

CLASS NUMBER	TITLE	-----AUTHORIZED POSITIONS-----			RANGE AND STEP OR FOOTNOTE
		1972-1973 CURRENT	-----1973-1974----- RECOMMENDED	APPROVED	
BUDGET UNIT - 5050 DEPARTMENT OF THE COUNTY ENGINEER					
CLASSIFIED POSITIONS					
2113	COUNTY ENGINEER	1	1	1	58 C
2211	ASSISTANT COUNTY ENGINEER	1	1	1	54.5 A
2300	ASST TRAFFIC SAFETY COORDINATOR		1	1	41 A
2303	ADMINISTRATIVE ASSISTANT II		4	4	45 A
2304	ADMINISTRATIVE ASSISTANT I				41.5 A
	OR				
2306	ADMINISTRATIVE TRAINEE	2	1	1	37 A
2331	DEPARTMENTAL SAFETY OFFICER	1	2	2	38.5 A
2491	FISCAL ANALYST	1	1	1	46.5 A
2502	PROGRAMMER ANALYST II				43 A
	OR				
2503	PROGRAMMER ANALYST I	1	1	1	39.5 A
2650	STOCK CLERK	1	2	2	31 A
2700	INTERMEDIATE CLERK				28 A
	OR				
2705	INTERMEDIATE TYPIST	9	10	10	28 A
2725	PRINCIPAL CLERK	1	1	1	38.5 A
2730	SENIOR CLERK	5	7	7	32 A
2760	INTERMEDIATE STENOGRAPHER	9	9	9	29.5 A
2767	SECRETARY II	2	2	2	34 A
3038	LAYOUT COMPOSER	1	1	1	32 A
3050	OFFSET EQUIPMENT OPERATOR	1	1	1	30.5 A
3503	ASSISTANT LANDSCAPE ARCHITECT	1	2	2	41 A
3555	SERVICE AREA PLANNER COORDINATOR		1	1	50.5 A
3615	ASSISTANT CIVIL ENGINEER	31	31	31	43 A
3615	ASSISTANT CIVIL ENGINEER				43 A
	OR				
3812	ENGINEERING TECHNICIAN III	18	20	19	43 A
3635	ASSOCIATE CIVIL ENGINEER	28	28	28	46 A
3676	DEPUTY COUNTY ENGINEER	4	4	4	52.5 A
3695	JUNIOR CIVIL ENGINEER	13	14	14	40 A
3695	JUNIOR CIVIL ENGINEER				40 A
	OR				
3813	ENGINEERING TECHNICIAN II	17	20	20	40 A
3697	JUNIOR ENGINEERING GEOLOGIST				40 A
	OR				
3681	ENGINEERING GEOLOGIST	2	2	2	43 A
3700	PRINCIPAL CIVIL ENGINEER	6	6	6	51 B
3720	SENIOR CIVIL ENGINEER	14	17	17	49 A
3720	SENIOR CIVIL ENGINEER				49 A
	OR				
2377	TRAFFIC SAFETY COORDINATOR	1	1	1	49 A
3728	SENIOR LAND SURVEYOR	1	1	1	49 A
3780	ASSISTANT LAND SURVEYOR	5	7	8	43 A
3785	ASSOCIATE LAND SURVEYOR	4	5	5	46 A
3801	DRAFTSMAN II	4	6	6	37.5 A
3810	ENGINEERING AID	9	11	11	34.5 A
3814	ENGINEERING TECHNICIAN I	22	22	22	37.5 A
5905	CARPENTER	3	3	3	38.5 D
5920	ELECTRICIAN		2	2	40.5 D
5940	PAINTER	3	3	3	38.5 D
5970	SIGN PAINTER	1	1	1	39.5 D
5999	ASSISTANT DIVISION ROAD SUPERINTENDENT	3	3	3	44 A

COUNTY OF SAN DIEGO FINAL BUDGET
1973-1974
SCHEDULE OF POSITIONS

PUBLIC WORKS AGENCY

CLASS NUMBER	TITLE	AUTHORIZED POSITIONS			RANGE AND STEP OR FOOTNOTE
		1972-1973 CURRENT	1973-1974 RECOMMENDED	1973-1974 APPROVED	
BUDGET UNIT - 5050 DEPARTMENT OF THE COUNTY ENGINEER - CONTINUED					
6005	DIVISION ROAD SUPERINTENDENT	4	3	3	46 A
6007	FIELD MAINTENANCE SUPERINTENDANT	1	1	1	48 A
6009	MAINTENANCE TECHNICIAN	4	4	4	39 A
6010	POWDERMAN	1	1	1	36 A
6019	ROAD FOREMAN II	4	6	6	42 A
6020	ROAD FOREMAN I	20	18	18	40 A
6025	TRAFFIC DEVICES FOREMAN	1			40 A
6030	EQUIPMENT OPERATOR III	7	8	8	38.5 A
6031	EQUIPMENT OPERATOR II	56	55	55	37.5 A
6032	EQUIPMENT OPERATOR I				35.5 A
	OR				
6022	ROAD MAINTENANCE MAN				
	OR				
7518	PUBLIC WORKS TRAINEE	96	99	99	31 A
6040	MOTOR SWEEPER OPERATOR	6	6	6	36.5 A
6110	EQUIPMENT MECHANIC	12	12	12	37.5 C
6130	EQUIPMENT SHOP FOREMAN	3	3	3	39.5 A
6155	ROAD EQUIPMENT SPECIALIST	1	1	1	42.5 A
6180	WELDER	3	3	3	38 C
6349	TREE MAINTENANCE FOREMAN	1	1	1	37.5 A
6350	TREE MAINTENANCE MAN III	3	3	3	35.5 A
6351	TREE MAINTENANCE MAN II	4	4	4	34.5 A
7067	SENIOR WATER SYSTEM MAINTENANCE MAN		1	1	38.5 A
7083	SEWER CONSTRUCTION & MAINTENANCE MAN I	1			33.5 A
7095	WATER SYSTEM MAINTENANCE MAN	1			35.5 A
7539	UTILITYMAN III	2			36 A
7540	UTILITYMAN II	2	2	2	34 A
7541	UTILITYMAN I	6	4	4	33 A
9999	TEMPORARY AND SEASONAL EMPLOYEES	117	123	123	202
TOTAL POSITIONS BUDGET UNIT 5050		581 *	613 *	613 *	

BUDGET UNIT - 5480 DEPARTMENT OF SANITATION & FLOOD CONTROL

CLASSIFIED POSITIONS

2150	DIRECTOR OF SANITATION AND FLOOD CONTROL	1	1	1	55 C
2228	ASST DIR OF SANITATION & FLOOD CONTROL	1	1	1	53 A
2302	ADMINISTRATIVE ASSISTANT III	1	1	1	47 A
2303	ADMINISTRATIVE ASSISTANT II				45 A
	OR				
2304	ADMINISTRATIVE ASSISTANT I				41.5 A
	OR				
2306	ADMINISTRATIVE TRAINEE	3	4	4	37 A
2341	RESEARCH ANALYST II				45 A
	OR				
2306	ADMINISTRATIVE TRAINEE				37 A
	OR				
2342	RESEARCH ANALYST I		3	3	41.5 A
2491	FISCAL ANALYST		1	1	46.5 A
2504	REFUSE DISPOSAL FEE COLLECTOR	18	18	18	30.5 A
2700	INTERMEDIATE CLERK				28 A
	OR				
2705	INTERMEDIATE TYPIST	3	3	3	28 A
2730	SENIOR CLERK	1	1	1	32 A
2760	INTERMEDIATE STENOGRAPHER	4	7	7	29.5 A

COUNTY OF SAN DIEGO FINAL BUDGET
1973-1974
SCHEDULE OF POSITIONS

PUBLIC WORKS AGENCY-

CLASS NUMBER	TITLE	-----AUTHORIZED POSITIONS-----			RANGE AND STEP OR FOOTNOTE
		1972-1973 CURRENT	-----1973-1974----- RECOMMENDED	APPROVED	
BUDGET UNIT - 5480 DEPARTMENT OF SANITATION & FLOOD CONTROL - CONTINUED					
2767	SECRETARY II	1	1	1	34 A
2768	SECRETARY I	1	1	1	31.5 A
3516	ENVIRONMENTAL MANAGEMENT SPECIALIST I	1	1	1	41 A
3615	ASSISTANT CIVIL ENGINEER	1	6	6	43 A
3615	ASSISTANT CIVIL ENGINEER				43 A
	OR				
3812	ENGINEERING TECHNICIAN III	6	6	6	43 A
3635	ASSOCIATE CIVIL ENGINEER	7	10	10	46 A
3640	ASSOCIATE ELECTRICAL ENGINEER		1	1	46 A
3643	ASSOCIATE MECHANICAL ENGINEER	1	1	1	46 A
3684	DEP DIR, SANITATION & FLOOD CONTROL	2	4	4	52.5 A
3695	JUNIOR CIVIL ENGINEER	2	1	1	40 A
3695	JUNIOR CIVIL ENGINEER				40 A
	OR				
3813	ENGINEERING TECHNICIAN II	10	10	10	40 A
3700	PRINCIPAL CIVIL ENGINEER	5	5	5	51 B
3711	RESOURCE RECOVERY MANAGER		1	1	51 A
3720	SENIOR CIVIL ENGINEER	6	10	10	49 A
3729	SENIOR MECHANICAL ENGINEER		1	1	49 A
3730	SENIOR SANITARY ENGINEER	2	2	2	49 C
3750	SOLID WASTE PROGRAM MANAGER		1	1	51 A
3801	DRAFTSMAN I	1	1	1	37.5 A
3810	ENGINEERING AID	2	3	3	34.5 A
3812	ENGINEERING TECHNICIAN III	1	1	1	43 A
3813	ENGINEERING TECHNICIAN II		3	3	40 A
3814	ENGINEERING TECHNICIAN I	5	11	11	37.5 A
3849	ASST SANITARY CHEMIST		1	1	40.5 A
3850	ASSOCIATE SANITARY CHEMIST	1	1	1	42 C
3880	SENIOR SANITARY CHEMIST	1	1	1	44 A
4732	REFUSE DISPOSAL SUPERVISOR	3	3	3	41 A
5470	SOLID WASTE COMPLIANCE OFFICER II	2	2	2	37.5 A
5471	SOLID WASTE COMPLIANCE OFFICER I	1	1	1	34.5 A
6027	BACKHOE OPERATOR	9	9	9	37.5 A
6030	EQUIPMENT OPERATOR III	8	8	8	38.5 A
6031	EQUIPMENT OPERATOR II	20	23	23	37.5 A
6032	EQUIPMENT OPERATOR I				35.5 A
	OR				
7518	PUBLIC WORKS TRAINEE	8	12	12	31 A
6305	GARDENER	2	2	2	31.5 A
7023	CHIEF OF LIQUID WASTE OPERATIONS		1	1	44.5 A
7025	CHIEF, OPERATIONS AND MAINTENANCE	1	1	1	44 A
7068	SEWAGE TREATMENT PLANTS FOREMAN	1	1	1	41.5 A
7069	SEWAGE TREATMENT PLANT OPERATOR III	4	4	4	39.5 A
7070	SEWAGE TREATMENT PLANT OPERATOR II	4	5	5	38 A
7071	SEWAGE TREATMENT PLANT OPERATOR I				36 A
	OR				
7072	SEWAGE TREATMENT PLANT OPERATOR TRAINEE				
	OR				
7518	PUBLIC WORKS TRAINEE	7	8	8	31 A
7080	SEWERAGE FOREMAN II	4	4	4	40.5 A
7082	SEWER CONSTRUCTION & MAINTENANCE MAN II	10	12	12	34.5 A
7083	SEWER CONSTRUCTION & MAINTENANCE MAN I				33.5 A
	OR				
7518	PUBLIC WORKS TRAINEE	11	12	12	31 A
7084	SUPERINTENDANT OF SOLID WASTE	1	1	1	46 A

COUNTY OF SAN DIEGO FINAL BUDGET
 1973-1974
 SCHEDULE OF POSITIONS

PUBLIC WORKS AGENCY

CLASS NUMBER	TITLE	AUTHORIZED POSITIONS			RANGE AND STEP OR FOOTNOTE
		1972-1973 CURRENT	1973-1974 RECOMMENDED	1973-1974 APPROVED	
BUDGET UNIT - 5480 DEPARTMENT OF SANITATION & FLOOD CONTROL - CONTINUED					
9999	TEMPORARY AND SEASONAL EMPLOYEES	36	41	41	202
TOTAL POSITIONS BUDGET UNIT 5480		220 *	274 *	274 *	
TOTAL AGENCY POSITIONS		1,794 **	1,906 **	1,906 **	

COUNTY OF SAN DIEGO FINAL BUDGET
1973-1974
SCHEDULE OF POSITIONS

ENVIRONMENTAL DEVELOPMENT AGENCY

CLASS NUMBER	TITLE	-----AUTHORIZED POSITIONS-----			RANGE AND STEP OR FOOTNOTE
		1972-1973 CURRENT	1973-1974 RECOMMENDED	1973-1974 APPROVED	
BUDGET UNIT - 0270 EDA-OFFICE OF THE ADMINISTRATOR					
UNCLASSIFIED POSITIONS					
0449	ENVIRONMENTAL DEVELOPMENT ADVISORY BOARD	7	7	7	330
CLASSIFIED POSITIONS					
2148	ENVIRONMENTAL DEVELOPMENT ADMINISTRATOR	1	1	1	57 C
2175	ZONING ADMINISTRATOR	1			50 C
2304	ADMINISTRATIVE ASSISTANT I				41.5 A
	OR				
2303	ADMINISTRATIVE ASSISTANT II				45 A
	OR				
2306	ADMINISTRATIVE TRAINEE	3	1	1	37 A
2333	PUBLIC INFORMATION ASSISTANT	1			39 A
2346	MANAGEMENT ASSISTANT III				51 A
	OR				
2347	MANAGEMENT ASSISTANT II				48 A
	OR				
2348	MANAGEMENT ASSISTANT I	2	1	1	45 A
2351	EXECUTIVE ASSISTANT II		1	1	50 A
2700	INTERMEDIATE CLERK				28 A
	OR				
2705	INTERMEDIATE TYPIST	3	1	1	28 A
2760	INTERMEDIATE STENOGRAPHER	3			29.5 A
2767	SECRETARY II	2	1	1	34 A
2770	SENIOR STENOGRAPHER	1	1	1	32.5 A
3507	ASSISTANT PLANNER				41 A
	OR				
3523	JUNIOR PLANNER	2			36.5 A
9999	TEMPORARY AND SEASONAL EMPLOYEES	46	22	22	202
TOTAL POSITIONS BUDGET UNIT 0270		72 *	36 *	36 *	
BUDGET UNIT - 0271 OFFICE OF ENVIRONMENTAL MANAGEMENT					
CLASSIFIED POSITIONS					
2304	ADMINISTRATIVE ASSISTANT I		1	1	41.5 A
2342	RESEARCH ANALYST I		4	4	41.5 A
2427	ASSOCIATE SYSTEMS ANALYST		1	1	44 A
2760	INTERMEDIATE STENOGRAPHER		3	3	29.5 A
2767	SECRETARY II		1	1	34 A
2770	SENIOR STENOGRAPHER		1	1	32.5 A
3507	ASSISTANT PLANNER		2	2	41 A
3514	ENVIRONMENTAL MANAGEMENT SPECIALIST III		1	1	47 A
3515	ENVIRONMENTAL MANAGEMENT SPECIALIST II		2	2	44.5 A
3516	ENVIRONMENTAL MANAGEMENT SPECIALIST I		6	6	41 A
3550	SENIOR PLANNER		1	1	47 A
3681	ENGINEERING GEOLOGIST		1	1	43 A
8800	DIRECTOR O&M		1	1	
9999	TEMPORARY AND SEASONAL EMPLOYEES		24	24	202
TOTAL POSITIONS BUDGET UNIT 0271		*	49 *	49 *	
BUDGET UNIT - 0272 OFFICE OF CITIZENS PLANNING ADVISOR					
CLASSIFIED POSITIONS					
2107	CITIZEN PLANNING ADVISOR		1	1	47 A

COUNTY OF SAN DIEGO FINAL BUDGET
 1973-1974
 SCHEDULE OF POSITIONS

ENVIRONMENTAL DEVELOPMENT AGENCY

 -----AUTHORIZED POSITIONS-----
 1972-1973 1973-1974
 CURRENT RECOMMENDED APPROVED
RANGE AND STEP
OR FOOTNOTE

BUDGET UNIT - 0272 OFFICE OF CITIZENS PLANNING ADVISOR - CONTINUED

CLASS NUMBER	TITLE	1972-1973 CURRENT	1973-1974 RECOMMENDED	1973-1974 APPROVED	RANGE AND STEP OR FOOTNOTE
2760	INTERMEDIATE STENOGRAPHER		1	1	29.5 A
3508	ASSOCIATE PLANNER		1	1	44 A
9999	TEMPORARY AND SEASONAL EMPLOYEES		2	2	52
TOTAL POSITIONS BUDGET UNIT 0272		*	6 *	6 *	202

BUDGET UNIT - 0275 OFFICE OF REGIONAL TRANSPORTATION AND LAND USE

CLASS NUMBER	TITLE	1972-1973 CURRENT	1973-1974 RECOMMENDED	1973-1974 APPROVED	RANGE AND STEP OR FOOTNOTE
CLASSIFIED POSITIONS					
2303	ADMINISTRATIVE ASSISTANT II		1	1	45 A
2770	SENIOR STENOGRAPHER		1	1	32.5 A
3550	SENIOR PLANNER		3	3	47 A
3580	REGIONAL TRANSPORTATION & LAND USE DIR.		1	1	52 A
9999	TEMPORARY AND SEASONAL EMPLOYEES		10	10	202
TOTAL POSITIONS BUDGET UNIT 0275		*	16 *	16 *	

BUDGET UNIT - 4460 LOCAL AGENCY FORMATION COMMISSION

CLASS NUMBER	TITLE	1972-1973 CURRENT	1973-1974 RECOMMENDED	1973-1974 APPROVED	RANGE AND STEP OR FOOTNOTE
UNCLASSIFIED POSITIONS					
0454	EXECUTIVE OFFICER LAFC	1	1	1	48.5 X
0455	LOCAL AGENCY FORMATION COMMISSION MEMBER	7	3	3	220
0456	LOCAL AGENCY FORMATION COMMISSION MEMBER		2	2	220
0460	LOCAL AGENCY FORMATION COMMISSION ALT.		1	1	220
CLASSIFIED POSITIONS					
2304	ADMINISTRATIVE ASSISTANT I				41.5 A
	OR				
2303	ADMINISTRATIVE ASSISTANT II				45 A
	OR				
2306	ADMINISTRATIVE TRAINEE	1	1	1	37 A
2705	INTERMEDIATE TYPIST		1	1	28 A
2760	INTERMEDIATE STENOGRAPHER	1	1	1	29.5 A
2770	SENIOR STENOGRAPHER	1	1	1	32.5 A
3802	DRAFTSMAN I		1	1	34.5 A
8800	ASST EXEC OFFICER		1	1	
9999	TEMPORARY AND SEASONAL EMPLOYEES	1	1	1	202
TOTAL POSITIONS BUDGET UNIT 4460		12 *	14 *	14 *	

BUDGET UNIT - 4900 PLANNING DEPARTMENT

CLASS NUMBER	TITLE	1972-1973 CURRENT	1973-1974 RECOMMENDED	1973-1974 APPROVED	RANGE AND STEP OR FOOTNOTE
UNCLASSIFIED POSITIONS					
0410	PLANNING COMMISSION APPOINTIVE MEMBER	7	7	7	256
CLASSIFIED POSITIONS					
2136	DIRECTOR OF PLANNING	1	1	1	57 C
2218	ASSISTANT DIRECTOR OF PLANNING	1			52.5 A
2303	ADMINISTRATIVE ASSISTANT II	3	2	2	45 A
2304	ADMINISTRATIVE ASSISTANT I	1	1	1	41.5 A
2341	RESEARCH ANALYST II				45 A
	OR				
2342	RESEARCH ANALYST I	1	2	2	41.5 A
2493	INTERMEDIATE ACCOUNT CLERK	1	1	1	29 A
2510	SENIOR ACCOUNT CLERK	1	1	1	32 A
2700	INTERMEDIATE CLERK				28 A
	OR				
2705	INTERMEDIATE TYPIST	13	19	19	28 A

COUNTY OF SAN DIEGO FINAL BUDGET
1973-1974
SCHEDULE OF POSITIONS

ENVIRONMENTAL DEVELOPMENT AGENCY

CLASS NUMBER	TITLE	-----AUTHORIZED POSITIONS-----			RANGE AND STEP OR FOOTNOTE
		1972-1973 CURRENT	-----1973-1974----- RECOMMENDED	APPROVED	
BUDGET UNIT - 4900 PLANNING DEPARTMENT - CONTINUED					
2715	JUNIOR TYPIST	4			24.5 A
2730	SENIOR CLERK				32 A
	OR				
2740	SENIOR TYPIST	1	1	1	32 A
2760	INTERMEDIATE STENOGRAPHER	6	6	6	29.5 A
2765	JUNIOR STENOGRAPHER	1			26 A
2767	SECRETARY II	2	4	4	34 A
2768	SECRETARY I	1			31.5 A
2770	SENIOR STENOGRAPHER	1	1	1	32.5 A
3507	ASSISTANT PLANNER				41 A
	OR				
3523	JUNIOR PLANNER	12	7	7	36.5 A
3508	ASSOCIATE PLANNER	28	31	31	44 A
3512	CARTOGRAPHER	1	1	1	44 A
3518	CHIEF OF CARTOGRAPHIC SERVICES-PLANNING	1	1	1	48 A
3520	CHIEF, PLANNING DIVISION	5	5	5	50.5 C
3521	DEP DIR, PROGRAM COORDINATION-PLANNING	1	3	3	51.5 C
3550	SENIOR PLANNER	16	15	15	47 B
3800	DRAFTSMAN III	7	2	2	40 A
3801	DRAFTSMAN II				37.5 A
	OR				
3802	DRAFTSMAN I	22	27	27	34.5 A
3818	GRAPHIC SUPERVISOR	1	1	1	42 A
3821	PLANNING AID II				32 A
	OR				
3822	PLANNING AID I	13	18	18	29 A
3825	PLANNING TECHNICIAN II	3	3	3	38 A
3826	PLANNING TECHNICIAN I	5	8	8	35 A
8800	ZONING ENFORCEMENT OFFICER		1	1	
8802	MAPPING SUPERVISOR		2	2	
9999	TEMPORARY AND SEASONAL EMPLOYEES	135	135	135	202
TOTAL POSITIONS BUDGET UNIT 4900		294 *	306 *	306 *	
BUDGET UNIT - 4950 DEPARTMENT OF ZONING ADMINISTRATOR					
CLASSIFIED POSITIONS					
2175	ZONING ADMINISTRATOR		1	1	50 C
2705	INTERMEDIATE TYPIST		1	1	28 A
2770	SENIOR STENOGRAPHER		1	1	32.5 A
3508	ASSOCIATE PLANNER				44 A
	OR				
3507	ASSISTANT PLANNER				41 A
	OR				
3523	JUNIOR PLANNER		2	2	36.5 A
3550	SENIOR PLANNER		1	1	47 B
9999	TEMPORARY AND SEASONAL EMPLOYEES		2	2	202
TOTAL POSITIONS BUDGET UNIT 4950		*	8 *	8 *	
TOTAL AGENCY POSITIONS		378 **	435 **	435 **	

COUNTY OF SAN DIEGO FINAL BUDGET
1973-1974
SCHEDULE OF POSITIONS

HEALTH CARE AGENCY

CLASS NUMBER	TITLE	AUTHORIZED POSITIONS			RANGE AND STEP OR FOOTNOTE
		1972-1973 CURRENT	1973-1974 RECOMMENDED	1973-1974 APPROVED	
BUDGET UNIT - 0285 HEALTH CARE AGENCY					
UNCLASSIFIED POSITIONS					
0504	MEMBER HEALTH CARE AGENCY ADVISORY BOARD	9	9	9	330
CLASSIFIED POSITIONS					
2153	HEALTH CARE ADMINISTRATOR	1	1	1	60.5 C
2301	ALCOHOL PROGRAM OFFICER		1	1	47 A
2302	ADMINISTRATIVE ASSISTANT III	1	1	1	47 A
2303	ADMINISTRATIVE ASSISTANT II				45 A
	OR				
2304	ADMINISTRATIVE ASSISTANT I				41.5 A
	OR				
2306	ADMINISTRATIVE TRAINEE		1	1	37 A
2312	DRUG PROGRAM OFFICER		1	1	47 A
2320	COORDINATOR, DRUG & ALCOHOL PROGRAM	1	1	1	51 A
2493	INTERMEDIATE ACCOUNT CLERK	1	1	1	29 A
2700	INTERMEDIATE CLERK				28 A
	OR				
2705	INTERMEDIATE TYPIST		3	2	28 A
2760	INTERMEDIATE STENOGRAPHER		1	1	29.5 A
2767	SECRETARY II	1	1	1	34 A
8802	PROGRAM EVALUATION SPECIALIST II				
	OR				
8801	PROGRAM EVALUATION SPECIALIST I		2		
9999	TEMPORARY AND SEASONAL EMPLOYEES	10	10	10	202
TOTAL POSITIONS BUDGET UNIT 0285		25 *	33 *	30 *	
BUDGET UNIT - 0287 HEALTH CARE AGENCY-SPECIAL PROGRAM, EMERGENCY MEDICAL SERVICES					
CLASSIFIED POSITIONS					
2304	ADMINISTRATIVE ASSISTANT I				41.5 A
	OR				
2306	ADMINISTRATIVE TRAINEE	2	2	2	37 A
2311	COORDINATOR, SPECIAL PROGRAMS		1	1	51 D
2350	EMERGENCY MEDICAL EDUCATION COORDINATOR		1	1	45 C
2700	INTERMEDIATE CLERK				28 A
	OR				
2705	INTERMEDIATE TYPIST		1	1	28 A
2710	JUNIOR CLERK				24.5 A
	OR				
2715	JUNIOR TYPIST		1	1	24.5 A
2760	INTERMEDIATE STENOGRAPHER	2	1	1	29.5 A
8801	EMER MEDICAL SERV OFF		2	2	
9999	TEMPORARY AND SEASONAL EMPLOYEES		10	10	202
TOTAL POSITIONS BUDGET UNIT 0287		4 *	19 *	19 *	
BUDGET UNIT - 0288 HEALTH CARE AGENCY-DRUG EDUCATION FOR YOU (DEFY)					
CLASSIFIED POSITIONS					
2337	PUBLIC INFORMATION SPECIALIST		1	1	42 A
2493	INTERMEDIATE ACCOUNT CLERK		1	1	29 A
2510	SENIOR ACCOUNT CLERK	1	1	1	32 A
2700	INTERMEDIATE CLERK				28 A
	OR				
2705	INTERMEDIATE TYPIST	4	4	4	28 A

COUNTY OF SAN DIEGO FINAL BUDGET
1973-1974
SCHEDULE OF POSITIONS

HEALTH CARE AGENCY

CLASS NUMBER	TITLE	-----AUTHORIZED POSITIONS-----			RANGE AND STEP OR FOOTNOTE
		1972-1973 CURRENT	-----1973-1974----- RECOMMENDED	APPROVED	
BUDGET UNIT - 0288 HEALTH CARE AGENCY-DRUG EDUCATION FOR YOU (DEFY) - CONTINUED					
2760	INTERMEDIATE STENOGRAPHER	1	1	1	29.5 A
2770	SENIOR STENOGRAPHER	1	1	1	32.5 A
4810	COORDINATOR, DEFY PROGRAM	1	1	1	48.5 A
4824	HEALTH EDUCATION ASSOCIATE	11	12	12	35.5 A
4825	HEALTH EDUCATOR	5	5	5	41 D
4830	HEALTH INFORMATION SPECIALIST	1			41 A
4840	SENIOR HEALTH EDUCATOR	3	2	2	43 C
4909	AUDIO-VISUAL TECHNICIAN	1	1	1	32.5 A
4911	COUNTY AID II				28 A
	OR				
4912	COUNTY AID I	6	1	1	24.5 A
5221	DRUG ABUSE COUNSELOR	3	5	5	37.5 A
5261	SENIOR SOCIAL WORKER, MSW		2	2	43 A
5263	SENIOR SOCIAL WORK SUPERVISOR	1	1	1	44.5 A
5266	SOCIAL WORKER, MSW	7	7	7	41 A
8801	HLTH ED. ASSIST.		2	2	
8802	HLTH ED AID		1	1	
8803	SUPERVISOR HEALTH EDUCATOR		1	1	
9999	TEMPORARY AND SEASONAL EMPLOYEES	10	10	10	202
TOTAL POSITIONS BUDGET UNIT 0288		56 *	60 *	60 *	
BUDGET UNIT - 5100 DEPARTMENT OF PUBLIC HEALTH, ADMINISTRATION					
CLASSIFIED POSITIONS					
2139	DIRECTOR OF PUBLIC HEALTH	1	1	1	63 C
2221	ASSISTANT DIRECTOR OF PUBLIC HEALTH	1	1	1	59.5 A
2303	ADMINISTRATIVE ASSISTANT II				45 A
	OR				
2304	ADMINISTRATIVE ASSISTANT I				41.5 A
	OR				
2306	ADMINISTRATIVE TRAINEE	1	1	1	37 A
2318	ASST TO THE DIRECTOR OF PUBLIC HEALTH	1	1	1	48.5 A
2330	EXECUTIVE ASSISTANT I	1	1	1	48.5 A
2405	ASSISTANT ACCOUNTANT				40 C
	OR				
2425	ASSOCIATE ACCOUNTANT		1	1	42 A
2493	INTERMEDIATE ACCOUNT CLERK	2	2	2	29 A
2510	SENIOR ACCOUNT CLERK	2	2	2	32 A
2660	STOREKEEPER I	1	1	1	33.5 A
2700	INTERMEDIATE CLERK				28 A
	OR				
2705	INTERMEDIATE TYPIST	36	39	39	28 A
2710	JUNIOR CLERK				24.5 A
	OR				
2715	JUNIOR TYPIST	6	7	7	24.5 A
2725	PRINCIPAL CLERK	2	2	2	38.5 A
2730	SENIOR CLERK				32 A
	OR				
2740	SENIOR TYPIST	15	15	15	32 A
2745	SUPERVISING CLERK	4	4	4	35.5 A
2760	INTERMEDIATE STENOGRAPHER	7	7	7	29.5 A
2767	SECRETARY II	2	2	2	34 A
2770	SENIOR STENOGRAPHER	1	1	1	32.5 A
3030	KEY PUNCH OPERATOR	1	1	1	29 A

COUNTY OF SAN DIEGO FINAL BUDGET
1973-1974
SCHEDULE OF POSITIONS

HEALTH CARE AGENCY

CLASS NUMBER	TITLE	AUTHORIZED POSITIONS			RANGE AND STEP OR FOOTNOTE
		1972-1973 CURRENT	1973-1974 RECOMMENDED	1973-1974 APPROVED	
BUDGET UNIT - 5100 DEPARTMENT OF PUBLIC HEALTH, ADMINISTRATION - CONTINUED					
3710	PUBLIC HEALTH ENGINEER	1	1	1	50 C
4106	CHIEF, BUREAU OF DISEASE CONTROL	1	1	1	57 C
4110	CHIEF, BUREAU OF MATERNAL & CHILD HEALTH	1	1	1	57 C
4123	CHIEF, MEDICAL SERVICES, PUBLIC HEALTH	1	1	1	59 E
4192	PHYSICIAN III	4	4	4	54.5 A
4192	PHYSICIAN III	2	2	2	54.5 A
4193	PHYSICIAN II				52.5 A
	OR				
4194	PHYSICIAN I	7	8	8	51.5 A
4193	PHYSICIAN II				52.5 A
	OR				
4194	PHYSICIAN I	5	5	5	51.5 A
4215	PUBLIC HEALTH VETERINARIAN	1	1	1	47.5 A
4300	ASST CHF, PUBLIC HEALTH LAB	1	1	1	46 A
4315	CHIEF, PUBLIC HEALTH LABORATORY	1	1	1	50.5 C
4325	LABORATORY AID	1	1	1	24.5 A
4325	LABORATORY AID				24.5 A
	OR				
4330	LABORATORY ASSISTANT	1	2	2	27.5 A
4330	LABORATORY ASSISTANT	5	3	3	27.5 A
4345	MILK TECHNICIAN	1	1	1	35 A
4346	PUBLIC HEALTH MICROBIOLOGIST	4	6	6	39 B
4346	PUBLIC HEALTH MICROBIOLOGIST				39 B
	OR				
4320	JUNIOR PUBLIC HEALTH MICROBIOLOGIST	3	3	3	35 A
4348	PUBLIC HEALTH VIROLOGIST	1	1	1	43 A
4351	SENIOR LABORATORY ASSISTANT		2	2	30.5 A
4353	SENIOR PUBLIC HEALTH MICROBIOLOGIST	3	3	3	41 C
4370	X-RAY TECHNICIAN	2	2	2	33 A
4465	NUTRITIONIST	1	1	1	41.5 A
4540	REGISTERED NURSE		17	17	36 A
4540	REGISTERED NURSE				36 A
	OR				
4541	REGISTERED NURSE I	14			34.5 A
4555	ASSISTANT CHIEF, PUBLIC HEALTH NURSING	1	1	1	44.5 A
4560	CHIEF, DIVISION OF PUBLIC HEALTH NURSING	1	1	1	47.5 C
4565	PUBLIC HEALTH NURSE II				40 A
	OR				
4566	PUBLIC HEALTH NURSE I	72	72	72	37.5 A
4565	PUBLIC HEALTH NURSE II				40 A
	OR				
4567	SENIOR PUBLIC HEALTH NURSE	9	9	9	41 A
4570	SUPERVISING PUBLIC HEALTH NURSE	9	9	9	42.5 A
4625	VOCATIONAL NURSE	4	5	5	30.5 A
4700	ASSISTANT CHIEF, DIVISION OF SANITATION	1	1	1	46 A
4705	ASSISTANT SANITARIAN				36 A
	OR				
4735	SANITARIAN	36	37	37	40 A
4710	CHIEF, DIVISION OF SANITATION	1	1	1	48 A
4720	LAY DAIRY INSPECTOR	2			39 A
4745	SENIOR SANITARIAN	5	7	7	42 A
4750	SENIOR VECTOR CONTROLMAN	1	1	1	36 A
4755	SUPERVISING SANITARIAN	7	7	7	44 A
4760	VECTOR CONTROLMAN	10	12	12	34 A
4763	VECTOR ECOLOGIST	1	1	1	42 A

COUNTY OF SAN DIEGO FINAL BUDGET
1973-1974
SCHEDULE OF POSITIONS

HEALTH CARE AGENCY

CLASS NUMBER	TITLE	-----AUTHORIZED POSITIONS-----			RANGE AND STEP OR FOOTNOTE
		1972-1973 CURRENT	1973-1974 RECOMMENDED	1973-1974 APPROVED	
BUDGET UNIT - 5100 DEPARTMENT OF PUBLIC HEALTH, ADMINISTRATION - CONTINUED					
4765	SUPERVISING VECTOR CONTROLMAN	1	1	1	38 A
4805	CHIEF OF PUBLIC HEALTH EDUCATION	1	1	1	45.5 E
4823	HEALTH EDUCATION AID	1	1	1	30.5 A
4824	HEALTH EDUCATION ASSOCIATE	1	1	1	35.5 A
4825	HEALTH EDUCATOR	6	6	6	41 D
4830	HEALTH INFORMATION SPECIALIST	1	1	1	41 A
4835	PUBLIC HEALTH ANALYST	1	1	1	44 C
4840	SENIOR HEALTH EDUCATOR	2	2	2	43 C
4911	COUNTY AID II				28 A
	OR				
4912	COUNTY AID I	6	10	10	24.5 A
5735	COMMUNICABLE DISEASE INVESTIGATOR	5	6	6	39 A
5763	SENIOR COMMUNICABLE DISEASE INVESTIGATOR	1	1	1	41 A
9999	TEMPORARY AND SEASONAL EMPLOYEES	30	30	30	202
TOTAL POSITIONS BUDGET UNIT 5100		361 *	382 *	382 *	
BUDGET UNIT - 5110 DEPARTMENT OF PUBLIC HEALTH - ALCOHOLISM DETOXIFICATION					
CLASSIFIED POSITIONS					
2700	INTERMEDIATE CLERK				28 A
	OR				
2705	INTERMEDIATE TYPIST	4	4	4	28 A
4193	PHYSICIAN II	1	1	1	32.5 A
4525	HEAD NURSE	1	1	1	38 A
4540	REGISTERED NURSE		6	6	36 A
4540	REGISTERED NURSE				36 A
	OR				
4541	REGISTERED NURSE I	6			34.5 A
4615	NURSES ASSISTANT				27.5 A
	OR				
4614	NURSES AID	12	12	12	25.5 A
5021	ASST TO THE SUPT, DETOXIFICATION CENTER	1	1	1	38 A
5093	SUPERINTENDENT, DETOXIFICATION CENTER	1	1	1	47.5 A
5203	ALCOHOLISM COUNSELOR	2	2	2	37.5 A
6405	CHEF	1	1	1	35 A
6410	COOK II	2	2	2	32 A
6415	FOOD SERVICES WORKER	2	2	2	23.5 A
9999	TEMPORARY AND SEASONAL EMPLOYEES	10	10	10	202
TOTAL POSITIONS BUDGET UNIT 5110		43 *	43 *	43 *	
BUDGET UNIT - 5130 DEPT. OF PUBLIC HEALTH-ALCOHOLISIM DETOX.-WOMEN'S FACILITY					
CLASSIFIED POSITIONS					
2700	INTERMEDIATE CLERK				28 A
	OR				
2705	INTERMEDIATE TYPIST	1	1	1	28 A
2730	SENIOR CLERK				32 A
	OR				
2740	SENIOR TYPIST	1	1	1	32 A
4540	REGISTERED NURSE				36 A
	OR				
4541	REGISTERED NURSE I	4	4	4	34.5 A
4615	NURSES ASSISTANT				27.5 A
	OR				
4614	NURSES AID	8	8	8	25.5 A

COUNTY OF SAN DIEGO FINAL BUDGET
1973-1974
SCHEDULE OF POSITIONS

HEALTH CARE AGENCY

CLASS NUMBER	TITLE	AUTHORIZED POSITIONS			RANGE AND STEP OR FOOTNOTE
		1972-1973 CURRENT	1973-1974 RECOMMENDED	1973-1974 APPROVED	
BUDGET UNIT - 5130 DEPT. OF PUBLIC HEALTH-ALCOHOLISM DETOX.-WOMEN'S FACILITY - CONTINUED					
5021	ASST TO THE SUPT, DETOXIFICATION CENTER	1	1	1	38 A
5203	ALCOHOLISM COUNSELOR	1	1	1	37.5 A
6415	FOOD SERVICES WORKER	2	2	2	23.5 A
9999	TEMPORARY AND SEASONAL EMPLOYEES	5	5	5	202
TOTAL POSITIONS BUDGET UNIT 5130		18 *	23 *	23 *	

BUDGET UNIT - 5150 DEPARTMENT OF PUBLIC HEALTH, AIR POLLUTION CONTROL

CLASSIFIED POSITIONS

2502	PROGRAMMER ANALYST II		1	1	43 A
2700	INTERMEDIATE CLERK				28 A
	OR				
2705	INTERMEDIATE TYPIST	1	1	1	28 A
2710	JUNIOR CLERK				24.5 A
	OR				
2715	JUNIOR TYPIST	1	2	2	24.5 A
2730	SENIOR CLERK	1	1	1	32 A
2745	SUPERVISING CLERK	1	1	1	35.5 A
2760	INTERMEDIATE STENOGRAPHER	1	1	1	29.5 A
3030	KEY PUNCH OPERATOR		1	1	29 A
3516	ENVIRONMENTAL MANAGEMENT SPECIALIST I		1	1	41 A
3598	AIR POLLUTION ENGINEER	7	10	10	43 A
3602	ASST CHF, AIR POLLUTION CONTROL SERVICE	1	1	1	45 C
3663	CHIEF, AIR POLLUTION CONTROL SERVICE	1	1	1	50 C
3693	JUNIOR AIR POLLUTION ENGINEER	2	4	4	40 A
3701	PRINCIPAL AIR POLLUTION ENGINEER	1	1	1	47 A
3713	SENIOR AIR POLLUTION ENGINEER	2	2	2	45 A
3845	AIR POLLUTION CHEMIST	2	2	2	40.5 A
3847	AIR POLLUTION REPRESENTATIVE	10	10	10	38 A
3848	AIR POLLUTION TECHNICIAN	4	4	4	36.5 A
3857	INDUSTRIAL HYGIENIST	1	1	1	42 A
3860	METEOROLOGICAL ASSISTANT	1	1	1	36.5 A
3868	SENIOR AIR POLLUTION CHEMIST	1	1	1	43 A
3869	SENIOR AIR POLLUTION REPRESENTATIVE	2	2	2	41 A
3871	SENIOR INDUSTRIAL HYGIENIST	1	1	1	44 A
3885	SUPERVISING AIR POLLUTION CHEMIST	1	1	1	45 A
3886	SUPERVISING AIR POLLUTION REPRESENTATIVE	1	1	1	43 A
4825	HEALTH EDUCATOR		1	1	41 D
8800	JR AIR POLLUTION CHEMIST		1	1	
8801	SR AIR POLLUTION TECHNICIAN		1	1	
9999	TEMPORARY AND SEASONAL EMPLOYEES	5	7	7	202
TOTAL POSITIONS BUDGET UNIT 5150		48 *	62 *	62 *	

BUDGET UNIT - 5160 DEPARTMENT OF PUBLIC HEALTH, ALCOHOLISM CLINIC

CLASSIFIED POSITIONS

2700	INTERMEDIATE CLERK				28 A
	OR				
2705	INTERMEDIATE TYPIST	6	6	6	28 A
2730	SENIOR CLERK				32 A
	OR				
2740	SENIOR TYPIST	1	1	1	32 A
4192	PHYSICIAN III	1	1	1	54.5 A

COUNTY OF SAN DIEGO FINAL BUDGET
1973-1974
SCHEDULE OF POSITIONS

HEALTH CARE AGENCY

CLASS NUMBER	TITLE	-----AUTHORIZED POSITIONS-----			RANGE AND STEP OR FOOTNOTE
		1972-1973 CURRENT	-----1973-1974----- RECOMMENDED	APPROVED	
BUDGET UNIT - 5160 DEPARTMENT OF PUBLIC HEALTH, ALCOHOLISM CLINIC - CONTINUED					
4193	PHYSICIAN II				52.5 A
	OR				
4194	PHYSICIAN I	3	3	3	51.5 A
4195	PSYCHIATRIST II				58 C
	OR				
4196	PSYCHIATRIST I	1	1	1	56 C
4540	REGISTERED NURSE		1	1	36 A
4540	REGISTERED NURSE				36 A
	OR				
4541	REGISTERED NURSE I	1			34.5 A
4840	SENIOR HEALTH EDUCATOR	1	1	1	43 C
5045	CLINICAL PSYCHOLOGIST	2	2	2	46 C
5250	PSYCHIATRIC SOCIAL WORKER II				43 A
	OR				
5251	PSYCHIATRIC SOCIAL WORKER I	5	5	5	41 A
9999	TEMPORARY AND SEASONAL EMPLOYEES	4	4	4	202
TOTAL POSITIONS BUDGET UNIT 5160		25 *	25 *	25 *	
BUDGET UNIT - 5170 DEPARTMENT OF PUBLIC HEALTH, CRIPPLED CHILDREN SERVICES					
CLASSIFIED POSITIONS					
2493	INTERMEDIATE ACCOUNT CLERK	1	1	1	29 A
2700	INTERMEDIATE CLERK				28 A
	OR				
2705	INTERMEDIATE TYPIST	7	7	7	28 A
2730	SENIOR CLERK				32 A
	OR				
2740	SENIOR TYPIST	1	2	2	32 A
4193	PHYSICIAN II				52.5 A
	OR				
4194	PHYSICIAN I	1	1	1	51.5 A
4390	CRIPPLED CHILDREN SERVICES SUPERVISOR	1	1	1	45.5 C
4400	OCCUPATIONAL THERAPIST II				38.5 A
	OR				
4405	OCCUPATIONAL THERAPIST I	9	9	9	37 A
4410	PHYSICAL THERAPIST II				38.5 A
	OR				
4420	PHYSICAL THERAPIST I	9	8	8	37 A
4428	SENIOR THERAPIST	1	2	2	39.5 A
4430	SUPERVISING OCCUPATIONAL THERAPIST	1	1	1	41.5 A
4435	SUPERVISING PHYSICAL THERAPIST	1	1	1	41.5 A
5223	ELIGIBILITY WORKER II				33.5 A
	OR				
5224	ELIGIBILITY WORKER I	2	1	1	32.5 A
5244	MEDICAL SOCIAL WORKER II	1	1	1	43 A
9999	TEMPORARY AND SEASONAL EMPLOYEES	7	7	7	202
TOTAL POSITIONS BUDGET UNIT 5170		42 *	42 *	42 *	
BUDGET UNIT - 5190 DEPARTMENT OF PUBLIC HEALTH MODEL CITIES - COMP HEALTH CARE					
CLASSIFIED POSITIONS					
2308	ASSISTANT CHIEF HEALTH CARE PROJECT	1	1	1	41 A
2319	CHIEF HEALTH CARE PROJECT	1	1	1	45.5 A

COUNTY OF SAN DIEGO FINAL BUDGET
1973-1974
SCHEDULE OF POSITIONS

HEALTH CARE AGENCY

CLASS NUMBER	TITLE	AUTHORIZED POSITIONS			RANGE AND STEP OR FOOTNOTE
		1972-1973 CURRENT	1973-1974 RECOMMENDED	1973-1974 APPROVED	
BUDGET UNIT - 5190 DEPARTMENT OF PUBLIC HEALTH MODEL CITIES - COMP HEALTH CARE - CONTINUED					
2493	INTERMEDIATE ACCOUNT CLERK	1	1	1	29 A
2700	INTERMEDIATE CLERK		4	4	28 A
2760	INTERMEDIATE STENOGRAPHER	1	1	1	29.5 A
4170	DENTIST		2	2	50.5 A
4192	PHYSICIAN III		5	5	54.5 A
4193	PHYSICIAN II		5	5	52.5 A
4250	PHARMACIST		1	1	47 A
4317	CLINICAL LABORATORY TECHNOLOGIST		2	2	39 A
4525	HEAD NURSE		1	1	38 A
4540	REGISTERED NURSE		3	3	36 A
4615	NURSES ASSISTANT				27.5 A
	OR				
4614	NURSES AID		9	9	25.5 A
4625	VOCATIONAL NURSE		2	2	30.5 A
5224	ELIGIBILITY WORKER I		4	4	32.5 A
8800	X-RAY TECHNOLOGIST		1	1	
8801	DENTAL ASSISTANT		2	2	
8802	DENTAL HYGIENIST		1	1	
9999	TEMPORARY AND SEASONAL EMPLOYEES	2		2	202
TOTAL POSITIONS BUDGET UNIT 5190		6 *	45 *	45 *	

BUDGET UNIT - 5200 DEPARTMENT OF MEDICAL INSTITUTIONS, COMMUNITY MENTAL HEALTH

UNCLASSIFIED POSITIONS

0480	CLINICAL PSYCHOLOGY INTERN	2	2	2	31.5 E
0481	LEGAL INTERN	2	2	2	34 E
0482	TUTOR	2	2	2	34 E
0483	STUDENT ASSISTANT MANAGER	2	2	2	29 E
0484	RESIDENT COUNSELOR	2	2	2	26 E
0807	AUXILIARY VOLUNTEER	150	150	150	244 E
0808	RESIDENT II-C	2	3	3	44.5 E
0809	RESIDENT I-C	2	3	3	43 E
0811	RESIDENT III	6	5	5	43 E
0812	RESIDENT II	5	5	5	41.5 E
0813	RESIDENT I	5	5	5	40 E
0820	INTERN VOLUNTEER	4	4	4	244 E
0830	STUDENT VOLUNTEER	200	200	200	244 E
0840	VOLUNTEER STAFF MEMBER	50	50	50	244 E

CLASSIFIED POSITIONS

2270	CHIEF OF COMMUNITY MENTAL HEALTH	1	1	1	62 C
2303	ADMINISTRATIVE ASSISTANT II				45 A
	OR				
2304	ADMINISTRATIVE ASSISTANT I				41.5 A
	OR				
2306	ADMINISTRATIVE TRAINEE	2	5	5	37 A
2324	CHIEF, ADMINISTRATIVE SERVICES-CMH	1	1	1	41 A
2341	RESEARCH ANALYST II				45 A
	OR				
2342	RESEARCH ANALYST I	2	2	2	41.5 A
2403	ACCOUNTING TECHNICIAN		1	1	35.5 A
2493	INTERMEDIATE ACCOUNT CLERK		3	3	29 A
2500	JUNIOR ACCOUNTANT				36.5 A
	OR				
2405	ASSISTANT ACCOUNTANT				40 C
	OR				
2425	ASSOCIATE ACCOUNTANT		3	3	42 A

COUNTY OF SAN DIEGO FINAL BUDGET
1973-1974
SCHEDULE OF POSITIONS

HEALTH CARE AGENCY

CLASS NUMBER	TITLE	-----AUTHORIZED POSITIONS-----			RANGE AND STEP OR FOOTNOTE
		1972-1973 CURRENT	1973-1974 RECOMMENDED	1973-1974 APPROVED	
BUDGET UNIT - 5200 DEPARTMENT OF MEDICAL INSTITUTIONS, COMMUNITY MENTAL HEALTH - CONTINUED					
2505	SENIOR ACCOUNTANT		1	1	43.5 A
2510	SENIOR ACCOUNT CLERK		2	2	32 A
2650	STOCK CLERK		1	1	31 A
2660	STOREKEEPER I		1	1	33.5 A
2700	INTERMEDIATE CLERK				28 A
	OR				
2705	INTERMEDIATE TYPIST	55	62	62	28 A
2710	JUNIOR CLERK				24.5 A
	OR				
2715	JUNIOR TYPIST	12	13	13	24.5 A
2720	MEDICAL TYPIST	2	4	4	28 A
2730	SENIOR CLERK	6	4	4	32 A
2745	SUPERVISING CLERK	2	3	3	35.5 A
2760	INTERMEDIATE STENOGRAPHER	7	10	10	29.5 A
2765	JUNIOR STENOGRAPHER		1	1	26 A
2767	SECRETARY II	1	1	1	34 A
2810	TELEPHONE OPERATOR AND INFORMATION CLERK		1	1	27.5 A
3039	MAIL CLERK DRIVER		1	1	28.5 A
3048	MEDICAL RECORDS LIBRARIAN		1	1	38.5 A
3049	MEDICAL RECORD TECHNICIAN		1	1	32 A
4104	CHIEF, ADULT INPATIENT SERVICES-CMH	1			61.5 C
4105	CHIEF, ADULT OUTPATIENT SERVICES-CMH	1			
4111	CHIEF, CENTRAL ADULT SERVICES - CMH		1	1	61.5 C
4115	CHIEF, CHILDRENS SERVICES-CMH	1	1	1	61.5 C
4121	CHIEF, INDIRECT SERVICES-CMH	1			
4125	CHIEF, PROFESSIONAL EDUCATION-CMH	1	1	1	61.5 C
4129	CHIEF OF FORENSIC PSYCHIATRY	1	1	1	59 C
4145	CHIEF, REGIONAL ADULT SERVICES - CMH	1	1	1	61.5 C
4162	CONSULTANT IN INTERNAL MEDICINE	1	1	1	58 C
4183	NEUROLOGIST	1	1	1	58 C
4192	PHYSICIAN III	1	1	1	54.5 A
4193	PHYSICIAN II				52.5 A
	OR				
4194	PHYSICIAN I	14	14	14	51.5 A
4195	PSYCHIATRIST II				58 C
	OR				
4196	PSYCHIATRIST I	71	81	81	56 C
4250	PHARMACIST		3	3	47 A
4255	PHARMACIST ASSISTANT		4	4	32.5 A
4260	PHARMACY TECHNICIAN		1	1	36.5 A
4398	OCCUPATIONAL THERAPY ASSISTANT				28.5 A
	OR				
4618	PSYCHIATRIC TECHNICIAN				30.5 A
	OR				
4625	VOCATIONAL NURSE	2	2	2	30.5 A
4400	OCCUPATIONAL THERAPIST II				38.5 A
	OR				
4405	OCCUPATIONAL THERAPIST I	5	9	9	37 A
4407	PATIENT ACTIVITIES COORDINATOR	3	3	3	34.5 A
4430	SUPERVISING OCCUPATIONAL THERAPIST	1	1	1	41.5 A
4498	ASSISTANT CHIEF NURSE, CMH SERVICE	1	1	1	44.5 A
4506	CHF NURSE, CMH SERVICE	1	1	1	46.5 E
4533	NURSES TRAINING COORDINATOR	1	1	1	42.5 A
4536	PSYCHIATRIC HEAD NURSE	6	6	6	40 A
4537	PSYCHIATRIC NURSE				37 C
	OR				
4540	REGISTERED NURSE				36 A
	OR				
4541	REGISTERED NURSE I	64	67	67	34.5 A

COUNTY OF SAN DIEGO FINAL BUDGET
1973-1974
SCHEDULE OF POSITIONS

HEALTH CARE AGENCY

CLASS NUMBER	TITLE	AUTHORIZED POSITIONS			RANGE AND STEP OR FOOTNOTE
		1972-1973 CURRENT	1973-1974 RECOMMENDED	1973-1974 APPROVED	
BUDGET UNIT - 5200 DEPARTMENT OF MEDICAL INSTITUTIONS, COMMUNITY MENTAL HEALTH - CONTINUED					
4547	SUPERVISING PSYCHIATRIC NURSE	3	3	3	42.5 A
4614	NURSES AID				25.5 A
	OR				
4615	NURSES ASSISTANT	52	51	51	27.5 A
4618	PSYCHIATRIC TECHNICIAN				30.5 A
	OR				
4625	VOCATIONAL NURSE	56	57	57	30.5 A
4825	HEALTH EDUCATOR	1	1	1	41 D
5035	CHIEF CLINICAL PSYCHOLOGIST	2	2	2	48.5 C
5045	CLINICAL PSYCHOLOGIST	43	53	53	46 C
5087	SENIOR CLINICAL PSYCHOLOGIST	1	1	1	47 C
5218	CHIEF PSYCHIATRIC SOCIAL WORKER	1	1	1	45 A
5250	PSYCHIATRIC SOCIAL WORKER II				43 A
	OR				
5251	PSYCHIATRIC SOCIAL WORKER I	62	78	78	41 A
5281	SUPERVISING TEACHER-THERAPIST (CMH)		1	1	44.5 A
5284	TEACHER-THERAPIST (CMH)	1	6	6	42 C
5884	BUILDING MAINTENANCE ENGINEER		3	3	38.5 A
5885	BUILDING MAINTENANCE FOREMAN II		1	1	40.5 A
5905	CARPENTER		1	1	38.5 D
5920	ELECTRICIAN		1	1	40.5 D
5940	PAINTER		2	2	38.5 D
5945	PAINTER FOREMAN		1	1	40.5 C
6305	GARDENER		1	1	31.5 A
6310	GARDENER FOREMAN		1	1	35 A
6410	COOK II	1	1	1	32 A
7030	CUSTODIAN III		2	2	29.5 A
7031	CUSTODIAN II		2	2	27.5 A
7066	PARKING LOT ATTENDANT		2	2	24.5 A
7541	UTILITYMAN I				33 A
	OR				
7518	PUBLIC WORKS TRAINEE		5	5	31 A
8505	COUNTY WORKER V		3	3	28 A
8507	COUNTY WORKER VII		2	2	32 A
8511	COUNTY WORKER XI		2	2	40 A
8512	COUNTY WORKER XII		2	2	42 A
8513	COUNTY WORKER XIII		1	1	44 A
8514	COUNTY WORKER XIV		1	1	46 A
9999	TEMPORARY AND SEASONAL EMPLOYEES	45	45	45	202
TOTAL POSITIONS BUDGET UNIT 5200		974 *	1,115 *	1,115 *	

BUDGET UNIT - 6000 DEPT OF MEDICAL INST, ADMIN, & GENERAL SERVICES

CLASSIFIED POSITIONS

2130	DIRECTOR OF MEDICAL INSTITUTIONS	1	1	1	62 C
2213	ASST DIRECTOR OF MEDICAL INSTITUTIONS	1	1	1	59.5 C
2405	ASSISTANT ACCOUNTANT				40 C
	OR				
2425	ASSOCIATE ACCOUNTANT				42 A
	OR				
2500	JUNIOR ACCOUNTANT	3	1	1	36.5 A
2487	DMI FINANCE OFFICER	1	1	1	47 A
2505	SENIOR ACCOUNTANT	1			43.5 A
2510	SENIOR ACCOUNT CLERK	2	1	1	32 A

COUNTY OF SAN DIEGO FINAL BUDGET
1973-1974
SCHEDULE OF POSITIONS

HEALTH CARE AGENCY

CLASS NUMBER	TITLE	-----AUTHORIZED POSITIONS-----			RANGE AND STEP OR FOOTNOTE
		1972-1973 CURRENT	1973-1974 RECOMMENDED	1973-1974 APPROVED	
BUDGET UNIT - 6000 DEPT OF MEDICAL INST, ADMIN, & GENERAL SERVICES - CONTINUED					
2650	STOCK CLERK	2			31 A
2700	INTERMEDIATE CLERK				28 A
	OR				
2705	INTERMEDIATE TYPIST	6	6	6	28 A
2760	INTERMEDIATE STENOGRAPHER	1	1	1	29.5 A
2767	SECRETARY II	1	1	1	34 A
2810	TELEPHONE OPERATOR AND INFORMATION CLERK	2			27.5 A
4170	DENTIST	1			50.5 A
4193	PHYSICIAN II		1	1	52.5 A
	OR				
4194	PHYSICIAN I	12	9	9	51.5 A
4250	PHARMACIST	2			47 A
4255	PHARMACIST ASSISTANT	3			32.5 A
4260	PHARMACY TECHNICIAN	1			36.5 A
4507	CORRECTIONAL FACILITY NURSE III	3	3	3	38.5 A
4508	CORRECTIONAL FACILITY NURSE II				36.5 B
	OR				
4509	CORRECTIONAL FACILITY NURSE I	22	19	19	36 A
4526	JAIL NURSE III	1	1	1	39 A
4527	JAIL NURSE II				37 A
	OR				
4528	JAIL NURSE I				36 A
	OR				
4540	REGISTERED NURSE	7	9	9	36 A
4540	REGISTERED NURSE		6	6	36 A
4540	REGISTERED NURSE				36 A
	OR				
4541	REGISTERED NURSE I	5			34.5 A
4615	NURSES ASSISTANT				27.5 A
	OR				
4614	NURSES AID		5	5	25.5 A
4625	VOCATIONAL NURSE	4	4	4	30.5 A
5884	BUILDING MAINTENANCE ENGINEER	3			38.5 A
5885	BUILDING MAINTENANCE FOREMAN II	1			40.5 A
5905	CARPENTER	1			38.5 D
5920	ELECTRICIAN	1			40.5 D
5940	PAINTER	2			38.5 D
5945	PAINTER FOREMAN	1			40.5 C
6305	GARDENER	1			31.5 A
6310	GARDENER FOREMAN	1			35 A
6500	LAUNDRY WORKER II	2	2	2	24.5 A
6501	LAUNDRY WORKER I	7	6	6	23.5 A
6510	LAUNDRY FOREMAN	1	1	1	33 A
6530	WASHERMAN	1	1	1	31.5 A
6531	WASHERMAN ASSISTANT	6	6	6	28 A
7020	CHIEF OF HOSPITAL PLANT & MAINTENANCE II	1	1	1	45.5 A
7030	CUSTODIAN III	1			29.5 A
7031	CUSTODIAN II	18			27.5 A
7066	PARKING LOT ATTENDANT	2			24.5 A
7520	SEAMSTRESS	1			24.5 A
7541	UTILITYMAN I		1	1	33 A
	OR				
7518	PUBLIC WORKS TRAINEE	3			31 A
9999	TEMPORARY AND SEASONAL EMPLOYEES	8	8	8	202
TOTAL POSITIONS BUDGET UNIT 6000		143 *	96 *	96 *	

COUNTY OF SAN DIEGO FINAL BUDGET
1973-1974
SCHEDULE OF POSITIONS

HEALTH CARE AGENCY

CLASS NUMBER	TITLE	AUTHORIZED POSITIONS			RANGE AND STEP OR FOOTNOTE
		1972-1973 CURRENT	RECOMMENDED	1973-1974 APPROVED	
BUDGET UNIT - 6100 DEPARTMENT OF MEDICAL INSTITUTIONS, S. D. CO - UNIV. HOSP.					
CLASSIFIED POSITIONS					
2500	JUNIOR ACCOUNTANT	1	1	1	36.5 A
2700	INTERMEDIATE CLERK				28 A
	OR				
2705	INTERMEDIATE TYPIST	2	1	1	28 A
4140	CHIEF OF PATHOLOGY	1	1	1	61.5 C
4314	CHIEF CLINICAL LABORATORY TECHNOLOGIST	1	1	1	44 A
4317	CLINICAL LABORATORY TECHNOLOGIST	7	6	6	39 A
4325	LABORATORY AID	2	1	1	24.5 A
4352	SENIOR CLINICAL LABORATORY TECHNOLOGIST	1	1	1	41 A
4354	SUPERVISING CLINICAL LAB TECHNOLOGIST	2	2	2	42 A
4420	PHYSICAL THERAPIST I	1	1	1	37 A
4425	PHYSICAL THERAPY AID	1	1	1	25.5 A
4505	ASSOC DIR OF NURSING, COUNTY HOSPITAL	1	1	1	45.5 A
4525	HEAD NURSE	2	2	2	38 A
4530	NURSE ANESTHETIST	1	1	1	40.5 A
4535	NURSING ADMINISTRATIVE ASSISTANT	4	4	4	43.5 A
4540	REGISTERED NURSE	6	5	5	36 A
4614	NURSES AID				25.5 A
	OR				
4615	NURSES ASSISTANT				27.5 A
	OR				
4625	VOCATIONAL NURSE	23	17	17	30.5 A
4620	UROLOGIST ASSISTANT	1	1	1	36 A
5244	MEDICAL SOCIAL WORKER II				43 A
	OR				
5245	MEDICAL SOCIAL WORKER I	1	1	1	41 A
5884	BUILDING MAINTENANCE ENGINEER	3	3	3	38.5 A
5940	PAINTER	1	1	1	38.5 D
6410	COOK II	1			32 A
6411	COOK I	2	1	1	29.5 A
6415	FOOD SERVICES WORKER	6	4	4	23.5 A
6435	SENIOR FOOD SERVICES WORKER	1	1	1	25.5 A
7031	CUSTODIAN II	4	3	3	27.5 A
7065	OPERATING ENGINEER	3	1	1	38.5 A
TOTAL POSITIONS BUDGET UNIT 6100		79 *	62 *	62 *	
BUDGET UNIT - 6500 DEPARTMENT OF MEDICAL INSTITUTIONS, EDGEMOOR GERIATRIC HOSPITAL					
UNCLASSIFIED POSITIONS					
0807	AUXILIARY VOLUNTEER	300	300	300	244
0830	STUDENT VOLUNTEER	100	100	100	244
0840	VOLUNTEER STAFF MEMBER	20	20	20	244
CLASSIFIED POSITIONS					
2493	INTERMEDIATE ACCOUNT CLERK	1	1	1	29 A
2505	SENIOR ACCOUNTANT	1	1	1	43.5 A
2510	SENIOR ACCOUNT CLERK	1	1	1	32 A
2650	STOCK CLERK	2	2	2	31 A
2660	STOREKEEPER I	1	1	1	33.5 A
2700	INTERMEDIATE CLERK	6	6	6	28 A
2705	INTERMEDIATE TYPIST	3	2	2	28 A
2720	MEDICAL TYPIST		1	1	28 A
2730	SENIOR CLERK	3	3	3	32 A

COUNTY OF SAN DIEGO FINAL BUDGET
1973-1974
SCHEDULE OF POSITIONS

HEALTH CARE AGENCY

CLASS NUMBER	TITLE	-----AUTHORIZED POSITIONS-----			RANGE AND STEP OR FOOTNOTE
		1972-1973 CURRENT	RECOMMENDED	1973-1974 APPROVED	
BUDGET UNIT - 6500 DEPARTMENT OF MEDICAL INSTITUTIONS, EDGEWOOD GERIATRIC HOSPITAL - CONTINUED					
2770	SENIOR STENOGRAPHER	1	1	1	32.5 A
4100	ASSOC ADMINISTRATOR, GERIATRIC HOSPITAL	1	1	1	50.5 A
4130	CHIEF OF GERIATRICS	1	1	1	57.5 A
4192	PHYSICIAN III	1	1	1	54.5 A
4193	PHYSICIAN II				52.5 A
	OR				
4194	PHYSICIAN I	3	3	3	51.5 A
4400	OCCUPATIONAL THERAPIST II				38.5 A
	OR				
4405	OCCUPATIONAL THERAPIST I		1	1	37.5 A
4410	PHYSICAL THERAPIST II				38.5 A
	OR				
4420	PHYSICAL THERAPIST I	2	2	2	37.5 A
4425	PHYSICAL THERAPY AID		1	1	25.5 A
4460	FOOD SERVICES MANAGER	1	1	1	38.5 A
4500	ASST DIR OF NURSING, GERIATRIC HOSPITAL	1	1	1	44.5 A
4515	DIRECTOR OF NURSING, GERIATRIC HOSPITAL	1	1	1	46.5 A
4518	GERIATRIC HEAD NURSE	8	8	8	40.5 A
4519	GERIATRIC NURSE				37.5 C
	OR				
4540	REGISTERED NURSE				36.5 A
	OR				
4541	REGISTERED NURSE I	29	29	29	34.5 A
4533	NURSES TRAINING COORDINATOR	1	1	1	42.5 A
4614	NURSES AID				25.5 A
	OR				
4615	NURSES ASSISTANT	161	157	157	27.5 A
4625	VOCATIONAL NURSE	5	5	5	30.5 A
5260	SENIOR SOCIAL WORKER	2	2	2	40.5 A
5270	SOCIAL WORK SUPERVISOR	1	1	1	42.5 A
5884	BUILDING MAINTENANCE ENGINEER	1	3	3	38.5 A
5885	BUILDING MAINTENANCE FOREMAN II	1	1	1	40.5 A
5887	BUILDING MAINTENANCE SUPERVISOR		1	1	42.5 A
5905	CARPENTER	2	2	2	38.5 D
5940	PAINTER	3	3	3	38.5 D
5950	PLUMBER	1	1	1	40.5 D
6200	BUILDING MAINTENANCE ENG ASST II				36.5 A
	OR				
6201	BUILDING MAINTENANCE ENG ASST I	2	1	1	34.5 A
6200	BUILDING MAINTENANCE ENG ASST II	1			36.5 A
6310	GARDENER FOREMAN	1	1	1	35.5 A
6320	GROUNDSMAN GARDENER				28.5 A
	OR				
6305	GARDENER	3	3	3	31.5 A
6405	CHEF	1	1	1	35.5 A
6410	COOK II	3	3	3	32.5 A
6411	COOK I	3	3	3	29.5 A
6415	FOOD SERVICES WORKER	33	33	33	23.5 A
6430	MEAT CUTTER	1	1	1	32.5 A
6435	SENIOR FOOD SERVICES WORKER	2	2	2	25.5 A
6520	LAUNDRY MARKER DISTRIBUTOR	5	5	5	25.5 A
7021	CHIEF OF HOSPITAL PLANT & MAINTENANCE I	1			
7030	CUSTODIAN III	1	1	1	29.5 A
7031	CUSTODIAN II	18	18	18	27.5 A
7045	EXECUTIVE HOUSEKEEPER	1	1	1	35.5 A

COUNTY OF SAN DIEGO FINAL BUDGET
 1973-1974
 SCHEDULE OF POSITIONS

HEALTH CARE AGENCY

CLASS NUMBER	TITLE	AUTHORIZED POSITIONS			RANGE AND STEP OR FOOTNOTE
		1972-1973 CURRENT	1973-1974 RECOMMENDED	1973-1974 APPROVED	
BUDGET UNIT - 6500 DEPARTMENT OF MEDICAL INSTITUTIONS, EDGEWOOD GERIATRIC HOSPITAL - CONTINUED					
7065	OPERATING ENGINEER	3	3	3	38.5 A
7085	SUPERVISING CUSTODIAN	1	1	1	32 A
7520	SEAMSTRESS	2	2	2	24.5 A
7530	SUPERVISING SEAMSTRESS	1	1	1	26.5 C
7541	UTILITYMAN I	3			33 A
7541	UTILITYMAN I				33 A
	OR				
7518	PUBLIC WORKS TRAINEE		3	3	31 A
9999	TEMPORARY AND SEASONAL EMPLOYEES	20	20	20	202
TOTAL POSITIONS BUDGET UNIT 6500		771 *	769 *	769 *	
TOTAL AGENCY POSITIONS		2,595 **	2,776 **	2,773 **	

COUNTY OF SAN DIEGO FINAL BUDGET
1973-1974
SCHEDULE OF POSITIONS

SPECIAL PUBLIC SERVICES AGENCY

CLASS NUMBER	TITLE	-----AUTHORIZED POSITIONS-----			RANGE AND STEP OR FOOTNOTE
		1972-1973 CURRENT	-----1973-1974----- RECOMMENDED	APPROVED	
BUDGET UNIT - 0295 SPECIAL PUBLIC SERVICES AGENCY					
CLASSIFIED POSITIONS					
2170	SPECIAL PUBLIC SERVICES ADMINISTRATOR	1	1	1	54 C
2303	ADMINISTRATIVE ASSISTANT II				45 A
	OR				
2304	ADMINISTRATIVE ASSISTANT I				41.5 A
	OR				
2306	ADMINISTRATIVE TRAINEE	1	2	2	37 A
2705	INTERMEDIATE TYPIST		1	1	28 A
2767	SECRETARY II	1	1	1	34 A
9999	TEMPORARY AND SEASONAL EMPLOYEES	6	6	6	202
TOTAL POSITIONS BUDGET UNIT 0295		9 *	11 *	11 *	
BUDGET UNIT - 1000 REGISTRAR OF VOTERS, ADMINISTRATION					
CLASSIFIED POSITIONS					
2163	REGISTRAR OF VOTERS	1	1	1	51 C
2233	ASSISTANT REGISTRAR OF VOTERS	1	1	1	46 A
2303	ADMINISTRATIVE ASSISTANT II				45 A
	OR				
2304	ADMINISTRATIVE ASSISTANT I				41.5 A
	OR				
2306	ADMINISTRATIVE TRAINEE	1	1	1	37 A
2425	ASSOCIATE ACCOUNTANT				42 A
	OR				
2405	ASSISTANT ACCOUNTANT				40 C
	OR				
2500	JUNIOR ACCOUNTANT		1	1	36.5 A
2470	EDP SUPERVISOR, REGISTRAR OF VOTERS	1	1	1	43.5 A
2500	JUNIOR ACCOUNTANT	1			36.5 A
2700	INTERMEDIATE CLERK				28 A
	OR				
2705	INTERMEDIATE TYPIST	17	14	14	28 A
2725	PRINCIPAL CLERK	1	1	1	38.5 A
2730	SENIOR CLERK	6	7	7	32 A
2745	SUPERVISING CLERK	5	7	7	35.5 A
2767	SECRETARY II	1	1	1	34 A
2810	TELEPHONE OPERATOR AND INFORMATION CLERK	1	1	1	27.5 A
2903	DIVISION CHIEF		2	2	40.5 A
3020	DATA PROCESSING OPERATOR		1	1	33.5 A
3021	ELECTION PROCESSING SUPERVISOR	1			39.5 A
3030	KEY PUNCH OPERATOR	4	3	3	29 A
3069	SENIOR KEYPUNCH OPERATOR		1	1	30.5 A
3072	SENIOR DATA PROCESSING OPERATOR	1	1	1	35.5 A
9999	TEMPORARY AND SEASONAL EMPLOYEES	500	500	500	202
TOTAL POSITIONS BUDGET UNIT 1000		542 *	544 *	544 *	
BUDGET UNIT - 3900 FIRE PROTECTION					
CLASSIFIED POSITIONS					
2705	INTERMEDIATE TYPIST		1	1	28 A
8801	FIRE SERVICES COORDINATOR		1	1	
8802	FIRE SERVICES ANALYST		1	1	

COUNTY OF SAN DIEGO FINAL BUDGET
1973-1974
SCHEDULE OF POSITIONS

SPECIAL PUBLIC SERVICES AGENCY

CLASS NUMBER	TITLE	AUTHORIZED POSITIONS			RANGE AND STEP OR FOOTNOTE
		1972-1973 CURRENT	1973-1974 RECOMMENDED	1973-1974 APPROVED	
BUDGET UNIT - 3900 FIRE PROTECTION - CONTINUED					
9999	TEMPORARY AND SEASONAL EMPLOYEES		15	15	202
TOTAL POSITIONS BUDGET UNIT 3900		*	18 *	18 *	
BUDGET UNIT - 4100 SAN DIEGO COUNTY DEPARTMENT OF AGRICULTURE					
CLASSIFIED POSITIONS					
2103	AGRICULTURAL COMMISSIONER	1	1	1	51.5 C
2166	SEALER OF WEIGHTS AND MEASURES		1	1	47 A
2200	ASSISTANT AGRICULTURAL COMMISSIONER	2	2	2	47 A
2493	INTERMEDIATE ACCOUNT CLERK	1	1	1	29 A
2700	INTERMEDIATE CLERK				28 A
	OR				
2705	INTERMEDIATE TYPIST	7	7	7	28 A
2730	SENIOR CLERK				32 A
	OR				
2740	SENIOR TYPIST	1	1	1	32 A
2745	SUPERVISING CLERK	1			35.5 A
2767	SECRETARY II		2	2	34 A
2770	SENIOR STENOGRAPHER	1	1	1	32.5 A
5391	AGRICULTURAL BIOLOGIST TRAINEE				36.5 A
	OR				
5390	AGRICULTURAL BIOLOGIST				39.5 A
	OR				
5395	ASSISTANT AGRICULTURAL BIOLOGIST	27	27	27	38.5 A
5398	AGRICULTURAL TECHNICIAN	9	9	9	34 A
5399	AGRICULTURAL TECHNICIAN AID		2		31 A
5407	DEPUTY AGRICULTURAL COMMISSIONER	9	10	10	42.5 A
5415	NATURAL RESOURCES SPECIALIST	1			42.5 A
5420	PLANT PATHOLOGIST	1	1	1	42.5 A
5450	CHF DEPUTY SEALER OF WEIGHT & MEASURES		1	1	40 A
5454	WEIGHTS AND MEASURES INSPECTOR II				38 A
	OR				
5455	WEIGHTS AND MEASURES INSPECTOR I		9	9	36 A
9999	TEMPORARY AND SEASONAL EMPLOYEES	17	24	24	202
TOTAL POSITIONS BUDGET UNIT 4100		78 *	99 *	99 *	
BUDGET UNIT - 4300 COUNTY VETERINARIAN					
CLASSIFIED POSITIONS					
2120	COUNTY VETERINARIAN	1	1	1	50 C
2303	ADMINISTRATIVE ASSISTANT II				45 A
	OR				
2304	ADMINISTRATIVE ASSISTANT I				41.5 A
	OR				
2306	ADMINISTRATIVE TRAINEE		1	1	37 A
2493	INTERMEDIATE ACCOUNT CLERK	2	2	2	29 A
2510	SENIOR ACCOUNT CLERK	1	1	1	32 A
2700	INTERMEDIATE CLERK				28 A
	OR				
2705	INTERMEDIATE TYPIST	2	2	2	28 A
2710	JUNIOR CLERK				24.5 A
	OR				
2715	JUNIOR TYPIST	4	4	4	24.5 A

COUNTY OF SAN DIEGO FINAL BUDGET
1973-1974
SCHEDULE OF POSITIONS

SPECIAL PUBLIC SERVICES AGENCY

CLASS NUMBER	TITLE	-----AUTHORIZED POSITIONS-----			RANGE AND STEP OR FOOTNOTE
		1972-1973 CURRENT	-----1973-1974----- RECOMMENDED	APPROVED	
BUDGET UNIT - 4300 COUNTY VETERINARIAN - CONTINUED					
2765	JUNIOR STENOGRAPHER	1	2	2	26 A
2767	SECRETARY II	1	1	1	34 A
4210	ASSOCIATE VETERINARY PATHOLOGIST	1	1	1	46.5 A
4220	SUPERVISING VETERINARIAN	1	1	1	47.5 A
4222	SUPERVISING VETERINARY LAB TECHNICIAN	1	1	1	37.5 C
4225	VETERINARIAN	1	1	1	44.5 A
4230	VETERINARY PATHOLOGIST	1	1	1	47.5 A
4318	HISTOLOGY TECHNICIAN	1	1	1	35.5 A
4325	LABORATORY AID				24.5 A
	OR				
4330	LABORATORY ASSISTANT	1			27.5 A
4351	SENIOR LABORATORY ASSISTANT		1	1	30.5 A
5701	ANIMAL REGULATION SUPERVISOR	2			40 A
5702	ANIMAL REGULATION OFFICER III	3			36 A
5703	ANIMAL REGULATION OFFICER II	36	38	38	35 A
5704	ANIMAL REGULATION OFFICER I	6	7	7	30 A
8801	CHIEF OF ANIMAL REGULATION		1	1	
8802	ANIMAL REGULATION DISTRICT SUPERVISOR		3	3	
8803	SUPERVISOR ANIMAL REGULATION OFFICER		6	6	
9999	TEMPORARY AND SEASONAL EMPLOYEES	17	25	25	202
TOTAL POSITIONS BUDGET UNIT 4300		83 *	101 *	101 *	
BUDGET UNIT - 4400 SEALER OF WEIGHTS AND MEASURES					
CLASSIFIED POSITIONS					
2166	SEALER OF WEIGHTS AND MEASURES	1			47 C
2767	SECRETARY II	1			34 A
5450	CHF DEPUTY SEALER OF WEIGHT & MEASURES	1			40 A
5454	WEIGHTS AND MEASURES INSPECTOR II				38 A
	OR				
5455	WEIGHTS AND MEASURES INSPECTOR I	9			36 A
9999	TEMPORARY AND SEASONAL EMPLOYEES	4			202
TOTAL POSITIONS BUDGET UNIT 4400		16 *	*	*	
BUDGET UNIT - 4620 PUBLIC ADMINISTRATOR					
CLASSIFIED POSITIONS					
2158	PUBLIC ADMINISTRATOR	1	1	1	49 C
2232	ASSISTANT PUBLIC ADMINISTRATOR	1	1	1	44 A
2403	ACCOUNTING TECHNICIAN	1	1	1	35.5 A
2493	INTERMEDIATE ACCOUNT CLERK	2	2	2	29 A
2505	SENIOR ACCOUNTANT	1	1	1	43.5 A
2510	SENIOR ACCOUNT CLERK	3	3	3	32 A
2645	SENIOR WAREHOUSEMAN	1	1	1	34 A
2670	WAREHOUSEMAN	1	1	1	31 A
2705	INTERMEDIATE TYPIST	2	2	2	28 A
2760	INTERMEDIATE STENOGRAPHER	2	2	2	29.5 A
2767	SECRETARY II	1	1	1	34 A
2905	LEGAL STENOGRAPHER	2	3	3	33 A
5540	PROPERTY AGENT	1	1	1	40 A
5603	DEPUTY PUBLIC ADMINISTRATOR II				39 A
	OR				
5604	DEPUTY PUBLIC ADMINISTRATOR I	4	4	4	36 A

COUNTY OF SAN DIEGO FINAL BUDGET
1973-1974
SCHEDULE OF POSITIONS

SPECIAL PUBLIC SERVICES AGENCY

-----AUTHORIZED POSITIONS-----
1972-1973 1973-1974
CURRENT RECOMMENDED APPROVED

RANGE AND STEP
OR FOOTNOTE

BUDGET UNIT - 4620 PUBLIC ADMINISTRATOR - CONTINUED

CLASS NUMBER	TITLE	1972-1973 CURRENT	1973-1974 RECOMMENDED	1973-1974 APPROVED	RANGE AND STEP OR FOOTNOTE
5606	DEPUTY PUBLIC GUARDIAN II				40.5 A
	OR				
5607	DEPUTY PUBLIC GUARDIAN I	3	3	3	37.5 A
5638	SUPERVISING DEPUTY PUBLIC ADMINISTRATOR	1	1	1	41 A
5639	SUPERVISING DEP PUBLIC GUARDIAN	1	1	1	42 A
9999	TEMPORARY AND SEASONAL EMPLOYEES	7	7	7	202
TOTAL POSITIONS BUDGET UNIT 4620		35 *	36 *	36 *	

BUDGET UNIT - 4700 OFFICE OF EMERGENCY SERVICES

CLASSIFIED POSITIONS	TITLE	1972-1973 CURRENT	1973-1974 RECOMMENDED	1973-1974 APPROVED	RANGE AND STEP OR FOOTNOTE
2650	STOCK CLERK	1	1	1	31 A
2660	STOREKEEPER I	1	1	1	33.5 A
2700	INTERMEDIATE CLERK				28 A
	OR				
2705	INTERMEDIATE TYPIST	2	2	2	28 A
2740	SENIOR TYPIST	1	1	1	32 A
5860	CHIEF DEPUTY DIRECTOR EMERGENCY SERVICES	1	1	1	50.5 A
5865	DEPUTY DIRECTOR, EMERGENCY SERVICES		5	5	43.5 A
5879	CIVIL DEFENSE AND DISASTER COORDINATOR	6			42.5 A
9999	TEMPORARY AND SEASONAL EMPLOYEES	10	10	10	202
TOTAL POSITIONS BUDGET UNIT 4700		22 *	21 *	21 *	

BUDGET UNIT - 7150 COUNTY LIBRARY

CLASSIFIED POSITIONS	TITLE	1972-1973 CURRENT	1973-1974 RECOMMENDED	1973-1974 APPROVED	RANGE AND STEP OR FOOTNOTE
2115	COUNTY LIBRARIAN	1	1	1	51.5 C
2303	ADMINISTRATIVE ASSISTANT II				45 A
	OR				
2304	ADMINISTRATIVE ASSISTANT I				41.5 A
	OR				
2306	ADMINISTRATIVE TRAINEE	1	1	1	37 A
2493	INTERMEDIATE ACCOUNT CLERK	2	2	2	29 A
2700	INTERMEDIATE CLERK				28 A
	OR				
2705	INTERMEDIATE TYPIST	12	15	15	28 A
2710	JUNIOR CLERK				24.5 A
	OR				
2715	JUNIOR TYPIST	12	10	10	24.5 A
2730	SENIOR CLERK	1	1	1	32 A
2745	SUPERVISING CLERK	1	1	1	35.5 A
4000	ASSISTANT BOOK REPAIRER	2	2	2	24.5 A
4005	BOOKMOBILE DRIVER	1	1	1	32.5 A
4010	BOOK REPAIRER	1	1	1	27.5 A
4015	BRANCH LIBRARY AID II	13	12	12	26.5 A
4016	BRANCH LIBRARY AID I	53	56	56	23.5 A
4020	BRANCH LIBRARY ASSISTANT	17	19	19	29.5 A
4022	CATALOG TECHNICIAN	1	1	1	32.5 A
4023	LIBRARIAN III				40.5 C
	OR				
4024	LIBRARIAN II				38.5 C
	OR				
4025	LIBRARIAN I	24	24	24	36.5 B

COUNTY OF SAN DIEGO FINAL BUDGET
1973-1974
SCHEDULE OF POSITIONS

SPECIAL PUBLIC SERVICES AGENCY

CLASS NUMBER	TITLE	-----AUTHORIZED POSITIONS-----			RANGE AND STEP OR FOOTNOTE
		1972-1973 CURRENT	-----1973-1974----- RECOMMENDED	APPROVED	
BUDGET UNIT - 7150 COUNTY LIBRARY - CONTINUED					
4035	LIBRARY PAGE	30	32	32	18.5 C
4045	SUPERVISING LIBRARIAN	2	2	2	42 A
4909	AUDIO-VISUAL TECHNICIAN	1	1	1	32.5 A
5905	CARPENTER	1	1	1	38.5 D
8800	COMMUNITY AID		2	2	
8801	LIBRARY INTERN		4	4	
9999	TEMPORARY AND SEASONAL EMPLOYEES	100	100	100	202
TOTAL POSITIONS BUDGET UNIT 7150		276 *	289 *	289 *	
BUDGET UNIT - 7200 FARM ADVISOR					
CLASSIFIED POSITIONS					
2700	INTERMEDIATE CLERK	2	3	3	28 A
2760	INTERMEDIATE STENOGRAPHER	4	4	4	29.5 A
2767	SECRETARY II	1	1	1	34 A
7541	UTILITYMAN I	1	2	2	33 A
9999	TEMPORARY AND SEASONAL EMPLOYEES	3	3	3	202
TOTAL POSITIONS BUDGET UNIT 7200		11 *	13 *	13 *	
BUDGET UNIT - 7300 DEPARTMENT OF PARKS AND RECREATION					
CLASSIFIED POSITIONS					
2131	DIRECTOR OF PARKS AND RECREATION	1	1	1	50 C
2216	ASST DIRECTOR OF PARKS AND RECREATION	1			47.5 A
2303	ADMINISTRATIVE ASSISTANT II				45 A
	OR				
2304	ADMINISTRATIVE ASSISTANT I				41.5 A
	OR				
2306	ADMINISTRATIVE TRAINEE	1			37 A
2510	SENIOR ACCOUNT CLERK	1	1	1	32 A
2650	STOCK CLERK	1			31 A
2660	STOREKEEPER I		1	1	33.5 A
2700	INTERMEDIATE CLERK				28 A
	OR				
2705	INTERMEDIATE TYPIST	3	3	3	28 A
2730	SENIOR CLERK	1	1	1	32 A
2760	INTERMEDIATE STENOGRAPHER	1	1	1	29.5 A
2767	SECRETARY II	1	1	1	34 A
3525	PARK PLANNER	1	1	1	44 A
5825	ASSISTANT POOL AND GYMNASIUM MANAGER	1	1	1	37.5 A
5830	CAPTAIN OF LIFEGUARDS	1	1	1	41.5 A
5835	LIEUTENANT OF LIFEGUARDS	1	1	1	39.5 A
5840	LIFEGUARD II	1	1	2	37.5 A
5845	POOL AND GYMNASIUM MANAGER	2	2	2	39.5 A
5940	PAINTER	3	3	3	38.5 D
6032	EQUIPMENT OPERATOR I	1	1	1	35.5 A
6300	ASSISTANT PARK RANGER				31 A
	OR				
6332	PARK RANGER	53	46	46	32 A
6303	DEPUTY CHIEF, PARK OPERATIONS	1	1	1	43.5 A
6305	GARDENER	2	5	5	31.5 A
6310	GARDENER FOREMAN	2	1	1	35 A
6315	GARDENER SUPERVISOR		1	1	36.5 A

COUNTY OF SAN DIEGO FINAL BUDGET
1973-1974
SCHEDULE OF POSITIONS

SPECIAL PUBLIC SERVICES AGENCY

-----AUTHORIZED POSITIONS-----
1972-1973 1973-1974
CURRENT RECOMMENDED APPROVED

RANGE AND STEP
OR FOOTNOTE

BUDGET UNIT - 7300 DEPARTMENT OF PARKS AND RECREATION - CONTINUED

CLASS NUMBER	TITLE	1972-1973 CURRENT	1973-1974 RECOMMENDED	1973-1974 APPROVED	RANGE AND STEP OR FOOTNOTE
6323	PARK DISTRICT SUPERVISOR	3	3	3	39.5 A
6325	PARK MANAGEMENT SPECIALIST	1	1	1	40.5 A
6340	CHIEF, PARK OPERATIONS	1	1	1	45.5 A
6342	SENIOR PARK RANGER	8	7	7	34 A
6343	SUPERVISING PARK RANGER	8	10	10	35.5 A
6349	TREE MAINTENANCE FOREMAN	1	1	1	37.5 A
6350	TREE MAINTENANCE MAN III	4	4	4	35.5 A
6351	TREE MAINTENANCE MAN II	9	9	9	34.5 A
7535	UTILITY FOREMAN II	1	1	1	38 A
7539	UTILITYMAN III	3	3	3	36 A
7540	UTILITYMAN II	1	1	1	34 A
7541	UTILITYMAN I				33 A
	OR				
7518	PUBLIC WORKS TRAINEE	2	3	3	31 A
8800	CHIEF, RECREATION SERVICES		1	1	
9999	TEMPORARY AND SEASONAL EMPLOYEES	45	60	60	202
TOTAL POSITIONS BUDGET UNIT 7300		167 *	179 *	179 *	

BUDGET UNIT - 7400 SAN DIEGO CITY-COUNTY CAMP COMMISSION, HEADQUARTERS & FACILITIES

CLASSIFIED POSITIONS					
2303	ADMINISTRATIVE ASSISTANT II	1			45 A
2700	INTERMEDIATE CLERK				28 A
	OR				
2705	INTERMEDIATE TYPIST	2			28 A
2767	SECRETARY II	1			34 A
4924	DIRECTOR OF CAMPING	1			48.5 C
9999	TEMPORARY AND SEASONAL EMPLOYEES	3			202
TOTAL POSITIONS BUDGET UNIT 7400		8 *	*	*	

BUDGET UNIT - 7420 SAN DIEGO CITY - COUNTY CAMPING

CLASSIFIED POSITIONS					
2700	INTERMEDIATE CLERK				28 A
	OR				
2705	INTERMEDIATE TYPIST	3			28 A
4540	REGISTERED NURSE				36 A
	OR				
4541	REGISTERED NURSE I	3			34.5 A
4915	CAMP-COUNSELOR	3			33 A
6405	CHEF	3			35 A
6411	COOK I	7			29.5 A
6415	FOOD SERVICES WORKER	8			23.5 A
7536	UTILITY FOREMAN I	2			36.5 A
7541	UTILITYMAN I	4			33 A
9999	TEMPORARY AND SEASONAL EMPLOYEES	75			202
TOTAL POSITIONS BUDGET UNIT 7420		108 *	*	*	

TOTAL AGENCY POSITIONS

1,355 ** 1,311 ** 1,311 **

COUNTY OF SAN DIEGO FINAL BUDGET
1973-1974
SCHEDULE OF POSITIONS

MAINTENANCE DISTRICTS

CLASS NUMBER	TITLE	-----AUTHORIZED POSITIONS-----			RANGE AND STEP OR FOOTNOTE
		1972-1973 CURRENT	-----1973-1974----- RECOMMENDED	APPROVED	
BUDGET UNIT - 1395 RANCHO SANTA FE MAINTENANCE DISTRICT					
CLASSIFIED POSITIONS					
7539	UTILITYMAN III	1	1	1	36 A
7541	UTILITYMAN I	2	2	2	33 A
9999	TEMPORARY AND SEASONAL EMPLOYEES	2	6 *	6 *	202
TOTAL POSITIONS BUDGET UNIT 1395		5 *	6 *	6 *	
TOTAL AGENCY POSITIONS		5 **	6 **	6 **	

COUNTY OF SAN DIEGO FINAL BUDGET

1973-1974
SCHEDULE OF POSITIONS

COUNTY SERVICE AREA

CLASS NUMBER	TITLE	-----AUTHORIZED POSITIONS-----			RANGE AND STEP OR FOOTNOTE
		1972-1973 CURRENT	-----1973-1974----- RECOMMENDED	APPROVED	
BUDGET UNIT - 0510 COUNTY SERVICE AREA NO 17 - SAN DIEGUITO					
CLASSIFIED POSITIONS					
4790	EMERGENCY MEDICAL TECH-AMBULANCE	7	7	7	34.5 A
TOTAL POSITIONS BUDGET UNIT 0510		7 *	7 *	7 *	
TOTAL AGENCY POSITIONS		7 **	7 **	7 **	

COUNTY OF SAN DIEGO FINAL BUDGET
1973-1974

RANGE	<u>S T E P S</u>						RANGE	<u>S T E P S</u>					
	A	B	C	D	E	Y		A	B	C	D	E	Y
6.0	79.20	83.20	87.20	92.00	96.80		19.5	153.60	161.60	169.60	178.40	187.20	
6.5	80.80	84.80	89.60	94.40	99.20		20.0	157.60	165.60	174.40	183.20	192.00	
7.0	83.20	87.20	92.00	96.80	101.60		20.5	161.60	169.60	178.40	187.20	196.80	
7.5	84.80	89.60	94.40	99.20	104.00		21.0	165.60	174.40	183.20	192.00	201.60	
8.0	87.20	92.00	96.80	101.60	107.20		21.5	169.60	178.40	187.20	196.80	206.40	
8.5	89.60	94.40	99.20	104.00	109.60		22.0	174.40	183.20	192.00	201.60	212.00	
9.0	92.00	96.80	101.60	107.20	112.80		22.5	178.40	187.20	196.80	206.40	216.80	
9.5	94.40	99.20	104.00	109.60	115.20		23.0	183.20	192.00	201.60	212.00	222.40	
10.0	96.80	101.60	107.20	112.80	117.60		23.5	187.20	196.80	206.40	216.80	228.00	
10.5	99.20	104.00	109.60	115.20	120.80		24.0	192.00	201.60	212.00	222.40	233.60	
11.0	101.60	107.20	112.80	117.60	124.00		24.5	196.80	206.40	216.80	228.00	239.20	
11.5	104.00	109.60	115.20	120.80	126.40		25.0	201.60	212.00	222.40	233.60	244.80	
12.0	107.20	112.80	117.60	124.00	129.60		25.5	206.40	216.80	228.00	239.20	251.20	
12.5	109.60	115.20	120.80	126.40	132.80		26.0	212.00	222.40	233.60	244.80	257.60	
13.0	112.80	117.60	124.00	129.60	136.00		26.5	216.80	228.00	239.20	251.20	264.00	
13.5	115.20	120.80	126.40	132.80	139.20		27.0	222.40	233.60	244.80	257.60	270.40	
14.0	117.60	124.00	129.60	136.00	143.20		27.5	228.00	239.20	251.20	264.00	276.80	
14.5	120.80	126.40	132.80	139.20	146.40		28.0	233.60	244.80	257.60	270.40	283.20	
15.0	124.00	129.60	136.00	143.20	150.40		28.5	239.20	251.20	264.00	276.80	290.40	
15.5	126.40	132.80	139.20	146.40	153.60		29.0	244.80	257.60	270.40	283.20	297.60	
16.0	129.60	136.00	143.20	150.40	157.60		29.5	251.20	264.00	276.80	290.40	304.80	
16.5	132.80	139.20	146.40	153.60	161.60		30.0	257.60	270.40	283.20	297.60	312.80	
17.0	136.00	143.20	150.40	157.60	165.60		30.5	264.00	276.80	290.40	304.80	320.00	
17.5	139.20	146.40	153.60	161.60	169.60		31.0	270.40	283.20	297.60	312.80	328.00	
18.0	143.20	150.40	157.60	165.60	174.40		31.5	276.80	290.40	304.80	320.00	336.00	
18.5	146.40	153.60	161.60	169.60	178.40		32.0	283.20	297.60	312.80	328.00	344.80	
19.0	150.40	157.60	165.60	174.40	183.20		32.5	290.40	304.80	320.00	336.00	352.80	

COUNTY OF SAN DIEGO FINAL BUDGET
1973-1974

S T E P S

RANGE	A	B	C	D	E	Y	RANGE	A	B	C	D	E	Y
33.0	297.60	312.80	328.00	344.80	361.60		46.5	574.40	603.20	632.80	664.80	698.40	
33.5	304.80	320.00	336.00	352.80	370.40		47.0	588.80	617.60	648.80	681.60	715.20	
34.0	312.80	328.00	344.80	361.60	380.00		47.5	603.20	632.80	664.80	698.40	732.80	
34.5	320.00	336.00	352.80	370.40	388.80		48.0	617.60	648.80	681.60	715.20	751.20	
35.0	328.00	344.80	361.60	380.00	398.40		48.5	632.80	664.80	698.40	732.80	769.60	
35.5	336.00	352.80	370.40	388.80	408.00		49.0	648.80	681.60	715.20	751.20	788.80	
36.0	344.80	361.60	380.00	398.40	418.40		49.5	664.80	698.40	732.80	769.60	808.80	
36.5	352.80	370.40	388.80	408.00	428.80		50.0	681.60	715.20	751.20	788.80	828.80	
37.0	361.60	380.00	398.40	418.40	439.20		50.5	698.40	732.80	769.60	808.80	848.80	
37.5	370.40	388.80	408.00	428.80	449.60		51.0	715.20	751.20	788.80	828.80	869.60	
38.0	380.00	398.40	418.40	439.20	460.80		51.5	732.80	769.60	808.80	848.80	891.20	
38.5	388.80	408.00	428.80	449.60	472.00		52.0	751.20	788.80	828.80	869.60	913.60	
39.0	398.40	418.40	439.20	460.80	484.00		52.5	769.60	808.80	848.80	891.20	936.00	
39.5	408.00	428.80	449.60	472.00	496.00		53.0	788.80	828.80	869.60	913.60	959.20	
40.0	418.40	439.20	460.80	484.00	508.80		53.5	808.80	848.80	891.20	936.00	983.20	
40.5	428.80	449.60	472.00	496.00	520.80		54.0	828.80	869.60	913.60	959.20	1007.20	
41.0	439.20	460.80	484.00	508.80	533.60		54.5	848.80	891.20	936.00	983.20	1032.00	
41.5	449.60	472.00	496.00	520.80	547.20		55.0	869.60	913.60	959.20	1007.20	1056.80	
42.0	460.80	484.00	508.80	533.60	560.80		55.5	891.20	936.00	983.20	1032.00	1083.20	
42.5	472.00	496.00	520.80	547.20	574.40		56.0	913.60	959.20	1007.20	1056.80	1110.40	
43.0	484.00	508.80	533.60	560.80	588.80		56.5	936.00	983.20	1032.00	1083.20	1137.60	
43.5	496.00	520.80	547.20	574.40	603.20		57.0	959.20	1007.20	1056.80	1110.40	1165.60	
44.0	508.80	533.60	560.80	588.80	617.60		57.5	983.20	1032.00	1083.20	1137.60	1194.40	
44.5	520.80	547.20	574.40	603.20	632.80		58.0	1007.20	1056.80	1110.40	1165.60	1224.00	
45.0	533.60	560.80	588.80	617.60	648.80		58.5	1032.00	1083.20	1137.60	1194.40	1254.40	
45.5	547.20	574.40	603.20	632.80	664.80		59.0	1056.80	1110.40	1165.60	1224.00	1285.60	
46.0	560.80	588.80	617.60	648.80	681.60		59.5	1083.20	1137.60	1194.40	1254.40	1316.80	

COUNTY OF SAN DIEGO FINAL BUDGET
1973-1974

FOOTNOTES TO SCHEDULE OF POSITIONS

200	\$22,000.00 ANNUALLY - \$1,833.33 MONTHLY
202	AT VARIOUS AMOUNTS DEPENDING ON POSITION CLASS FILLED BY TEMPORARY OR SEASONAL EMPLOYEE
203	\$26,625.00 ANNUALLY
205	\$31,008.00 ANNUALLY
206	\$25,478.00 ANNUALLY
212	\$1,654.00 PER MONTH
213	\$35,080.00 ANNUALLY - COUNTY'S SHARE \$9,500.00 - \$364.14 BIWEEKLY
215	\$33,481.00 ANNUALLY - \$1,283.00 BIWEEKLY
220	\$20.00 PER MEETING, NOT TO EXCEED 3 MEETINGS IN ANY CALENDAR MONTH
225	\$40.00 PER MEETING - NOT TO EXCEED 24 MEETINGS IN ANY 12 MONTH PERIOD
230	\$1,654.00 PER MONTH
231	\$1,902.00 PER MONTH
232	\$9,640 ANNUALLY
233	\$10,613.00 ANNUALLY
234	\$8,307.00 ANNUALLY
235	\$11,613.00 ANNUALLY
236	\$9,187.00 ANNUALLY
237	\$26,290 ANNUALLY
238	\$36,589.00 ANNUALLY
239	\$23.92 PER DAY NOT TO EXCEED 10 WORKING DAYS PER CALENDAR MONTH
244	NO COMPENSATION
245	\$5.00 PER DAY
247	\$23,101.00 ANNUALLY
256	\$40.00 PER MEETING, \$70.00 PER DAY FOR MORE THAN 4 HOURS PER DAY NOT TO EXCEED 60 MEETINGS IN FISCAL YEAR
263	\$20,088.00 ANNUALLY
267	\$496.00, \$508.80, \$520.80, \$533.60, \$547.20, \$560.80, \$574.40, \$588.80, \$603.20, \$617.60, \$632.80, \$648.80, \$664.80, \$681.60, \$698.40, \$715.20 BIWEEKLY AS SPECIFIED BY THE BOARD OF SUPERVISORS
269	\$24,806.00 ANNUALLY
271	\$20,341.00 ANNUALLY
272	\$32,558.00 ANNUALLY
273	\$30,673.00 ANNUALLY
274	\$26,046.00 ANNUALLY
275	\$17,571.00 ANNUALLY
276	\$19,462.00 ANNUALLY
277	\$20,254.00 ANNUALLY
330	\$40.00 PER MEETING NOT TO EXCEED 24 MEETINGS IN ANY 12 MONTH PERIOD
335	\$40.00 PER DAY FOR LESS THAN 4 HOURS AND \$70.00 PER DAY FOR MORE THAN 4 HOURS PER DAY
354	\$50.00 PER DAY FOR LESS THAN 4 HOURS AND \$100.00 FOR MORE THAN 4 HOURS PER DAY

COUNTY OF SAN DIEGO FINAL BUDGET
1973-1974
SOURCE OF FUNDS EXPENDED FOR PUBLIC ASSISTANCE
JULY 1, 1971 THROUGH JUNE 30, 1972

PURPOSE OF EXPENDITURE	SOURCE OF FUNDS				
	STATE AID	FEDERAL AID	LOCAL PROPERTY TAXES	OTHER REVENUE	TOTAL EXPENDITURES
PUBLIC WELFARE	\$ 34,901,089	\$ 57,665,410	\$ 19,323,983	\$ 188,553	\$112,079,035
HOSPITAL CARE		149,891	11,304,966	5,613,251	17,068,108
CARE OF COURT WARDS			841,192	258,568	1,099,760
VETERANS' SERVICE	24,914		94,794		119,708
TOTAL	\$ 34,926,003	\$ 57,815,301	\$ 31,564,935	\$ 6,060,372	\$130,366,611
PROPORTION OF COST	26.8%	44.3%	24.3%	4.6%	100.0%

SOURCE OF FUNDS EXPENDED FOR PUBLIC ASSISTANCE
JULY 1, 1972 THROUGH JUNE 30, 1973

PURPOSE OF EXPENDITURE	SOURCE OF FUNDS				
	STATE AID	FEDERAL AID	LOCAL PROPERTY TAXES	OTHER REVENUE	TOTAL EXPENDITURES
PUBLIC WELFARE	\$ 39,938,387	\$ 59,822,399	\$ 21,221,539	\$ 196,077	\$121,178,402
HOSPITAL CARE	(6,348)	526,346	16,380,916	476,717	17,377,631
CARE OF COURT WARDS			803,336	284,490	1,087,826
VETERANS' SERVICE	26,487		128,482		154,969
TOTAL	\$ 39,958,526	\$ 60,348,745	\$ 38,534,273	\$ 957,284	\$139,798,828
PROPORTION OF COST	28.6%	43.2%	27.5%	.7%	100.0%

COUNTY OF SAN DIEGO FINAL BUDGET
 1973-1974
 DEPARTMENT OF THE COUNTY ENGINEER
 WORK PROGRAM

511

ADMINISTRATION		\$ 907,953
LESS - DISTRIBUTION TO PROJECTS & PROGRAMS		<u>907,953</u>
CONSTRUCTION		
SELECT SYSTEM PROJECT (LESS R/W)	\$ 4,946,541	
MINOR SYSTEM PROJECTS	<u>1,028,236</u>	
TOTAL CONSTRUCTION PROJECTS		\$ 5,974,777
OILING & GRADING PROJECTS		502,917
RIGHT OF WAY DISTRIBUTED TO PROJECTS		675,500
RIGHT OF WAY UNDISTRIBUTED TO PROJECTS		<u>250,000</u>
TOTAL CONSTRUCTION PROGRAM		\$ 7,403,194
MAINTENANCE OF ROADS & BRIDGES		
ROUTINE MAINTENANCE PROGRAM	\$ 4,120,172	
SPECIAL MAINTENANCE PROGRAM	427,970	
TRAFFIC-SIGNAL MAINTENANCE	<u>145,089</u>	
TOTAL MAINTENANCE PROGRAM		\$ 4,693,231
ENGINEERING (NON-PROJECT)		
PARK DEVELOPMENT & BICYCLE TRAIL COOP PROGRAMS		\$ 104,920
ADVANCE & CURRENT PLANNING PROGRAMS		432,187
EDP AND DRAFTING SERVICES		231,619
TRAFFIC SERVICES		314,852
TRAINING & SAFETY SERVICES		197,356
CURB-GRADE DRAWINGS, DESIGN, PERMIT, PIT ACQUISITION & R/W MGMT SERVICES, & MISC ENGINEERING & MAINT PROGRAMS		<u>329,876</u>
TOTAL ENGINEERING PROGRAM		\$ 1,610,810
WORK FOR OTHER AGENCIES		\$ 56,019
ACQUISITION OF EQUIPMENT		
ROAD FUND ACQUISITION		\$ 50,130
CONTRIBUTION TO ROAD ECWF & OTHER AGENCIES		<u>1,354,510</u>
TOTAL ACQUISITION OF EQUIPMENT		\$ 1,404,640
PLANT ACQUISITION		\$ 140,000
RECOVERABLE COSTS		\$ 4,625,488
EXPENDITURE TRANSFERS & REIMBURSEMENTS		
INTER-DEPARTMENTAL CHARGES	\$ (4,625,488)	
REIMBURSED PROJECTS	<u>(56,019)</u>	
TOTAL TRANSFERS & REIMBURSEMENTS		\$ (4,681,507)
TOTAL WORK PROGRAM - 1973-74		\$ 15,251,875

COUNTY OF SAN DIEGO FINAL BUDGET
1973-1974

ROAD CONSTRUCTION PROJECTS

WORK ORDER NUMBER	ROAD OR STREET	FROM	TO	LENGTH	AMOUNT
A 100	CHALLENGE BL	VISTA WY	CHALLENGE	.06	\$ 520
A 200	CHALLENGE BL	CHALLENGE	END	.03	236
A 401	LAWSON VLY RD	F15	.54M	1.10	11,185
A 501	LYONS VLY RD	2.81M	CHERIMOYA	.65	10,678
A 600	PANORAMA DR	SD 94	LM CL	.39	3,815
A 700	ADMINISTRATION W	F26	END	.11	862
A 800	ALPINE BL	.08M	.24M	.31	3,882
A 902	ALPINE BL	.13M E/I8	.8M E/E14	1.58	19,774
A 1000	HWY 8 BUSINESS	F52	.30M NE	.92	12,954
C 1100	HWY 8 BUSINESS	.75M NE	.32M NE	.52	7,121
A 1201	OLDE HWY 80	F50	.23M E/E41	1.58	19,774
A 1302	SOUTH GRADE RD	1.0 E/F51	.33 E/F26	2.15	19,342
C 1400	SOUTH GRADE RD	F51	1.00M E	1.00	19,596
C 1500	TAVERN RD	.55M N	1.11M N	.56	13,168
A 1600	WILLOWS RD	Z1031	.65M	.78	10,985
A 1700	WILLOWS RD	E37	Z1030	1.01	14,224
A 1799	BANCROFT DR	D79	TROY	1.07	13,937
A 1800	BANCROFT DR	LM CL	LM CL	.03	234
A 1826	CONRAD DRIVE	D79	F33	1.85	18,074
A 1900	FUERTE DR	CHASE LN	.87M	.87	11,336
A 2000	IMPERIAL AV	NORTH AV	D56	.62	7,070
A 2090	SWEETWATER RD	D19	D70	2.26	44,154
A 2101	SWTR SPR BLVD	.13M	.57M	.44	2,863
A 2120	SWEETWATER RD	D60	D19	.75	13,186

COUNTY OF SAN DIEGO FINAL BUDGET
1973-1974

ROAD CONSTRUCTION PROJECTS

WORK ORDER NUMBER	ROAD OR STREET	FROM	TO	LENGTH	AMOUNT
A 2200	BONITA RD	CV CL	D28	.52	\$ 9,592
A 2301	SWEETWATER RD	D24-2	D60	1.04	15,153
A-2400	BANCROFT DR	LM CL	D 79	.87	14,911
C 2650	JAPATUL RD	3.62 NW	4.37 NW	.75	64,464
C 2655	SKYLINE TRAIL	END CONST	OIL PORTN	.50	64,464
C 2700	WILLOW GLEN DR	2.40M	2.68M	.28	18,369
C 2800	WILLOW GLEN DR	1.51M	1.69M	.18	8,934
C 2900	LYONS VLY RD	2.81M	CHERIMOYA	.65	19,413
C-3000	POTRERO VLY RD	Z1096	SD 94	.70	19,084
C 3110	SWEETWATER RD	D60	ELKELTON	.17	18,676
C 3119	BANCROFT DR	TROY ST	SH 94	1.21	30,689
C 3120	BANCROFT DR	INTER W/TROY ST		.00	10,069
C.3121	BONITA RD PHASE 2.	FRISBIE	SWEETWATER	.50	32,614
A 3122	BONITA RD	I 805	SN MIGUEL	1.29	25,000
A 3123	BROADWAY	KEMPF ST	MASON DR	.70	67,500
A-3127	EUCLID AVE	RIDGEWAY	ORANGE AV	.20	120,000
C 3128	FUERTE DR	AVOCADO	KAREN	.58	7,500
C 3129	HELIX ST	JAMACHA R	TROY ST	1.93	46,608
C-3130	MAIN ST	I 805	THIRD AVE	.80	160,985
C 3134	TROY ST	SWEETWTR	BANCROFT	.48	15,307
C 3135	BEYER WY/FOURTH	MAIN	PALOMAR	.75	218,463
C-3137	CYPRESS AVE	BTWN CENTRAL & MAIN		.10	32,820
A 3139	CONRAD DR	RESMAR RD	FUERTE DR	.44	89,650
C 3155	ORANGE AVE	ALBANY	CV CL	.12	19,608

COUNTY OF SAN DIEGO FINAL BUDGET
1973-1974

ROAD CONSTRUCTION PROJECTS

WORK ORDER NUMBER	ROAD OR STREET	FROM	TO	LENGTH	AMOUNT
A 3168	MAIN ST DRAINAGE	MAIN ST	SD RIVER	.00	\$ 102,697
C 3174	MASSACHUSETTS AV	MT VERNON	INTER.	.00	28,656
A 3176	SO BAY FREEWAY	NLY INTER	SWTWTR RD	.00	9,462
C 3200	LAWSON VLY RD	AT LAWSON CREEK		.00	13,341
A 3230	EDGEMERE AV	SWEETWTR	RVR BRDGE	.00	20,000
C 3300	BOULDER CK RD	3.82M N	BOULDER	6.93	8,524
C 3400	BLACK MTN RD	A 36-1	SD CL	1.75	11,723
A 3601	BOR-SLT SEAWAY	SPOT ROM RETREAD		1.40	19,708
C 3700	BORREGO SPR RD	TILTING T	H44B	1.70	17,396
C 3800	EAGLE PK RD	E7	PINE HILL	1.45	14,379
A 3850	ASHLEY RD	HANSON LN	SEVENTH	.75	7,037
A 3900	SUTHERLAND DAM	Z1444	SD 78	.97	9,101
A 3930	KEYES RD	HANSON LN	E36	1.44	13,515
A 4002	GSO STG RTE 1849	Z1552	2.11M W	2.11	19,803
C 4010	AG CLNTE SPR RD	J11	J11-1	1.15	12,207
A 4100	SAN FELIPE RD	SD 78	.92M	.92	14,394
A 4200	BRADLEY AVE	E45	EC CL	.40	3,904
A 4300	CARLTON HS BLVD	D72	CRLTN OAK	.50	10,752
A 4301	CARLTON HS BLVD	MAST BLVD	LAKE CYN	.48	10,001
A 4400	CUYAMACA ST	BRADLEY	D72	1.54	26,080
A 4450	HALBERNS BLVD	MAST BLVD	CECILWOOD	.18	3,749
A 4500	MAST BLVD	CARLTON H	.90M	.90	18,756
A 4600	MISSION GORGE RD	SD CL	SD CL	.95	19,799
A 4630	EL MONTE ROAD	.19M	END	1.52	11,881
C 4700	SUNRISE HWY	J31B	7.00M N	7.00	66,114

COUNTY OF SAN DIEGO FINAL BUDGET
1973-1974

515

ROAD CONSTRUCTION PROJECTS

WORK ORDER NUMBER	ROAD OR STREET	FROM	TO	LENGTH	AMOUNT
A 5001	SAN VICENTE RD	E4	END	6.29	\$ 53,258
A 5100	BLACK MTN RD	SD CL	A36-1	1.40	10,947
A 5200	MARTINCOIT RD	D7A	.22M S	.22	2,580
C 5400	BORREGO SPR RD	H51	SNT ROSA	1.06	12,952
A 5600	HAVERFORD RD	C16	.13M E	.13	1,948
C 5601	HAVERFORD RD	SD 78	C4	.73	11,228
C 5700	BORREGO SPR RD	TILTING T	H44B	1.70	19,224
C 5750	MONTEZUMA VLY RD	VAR LOC	ON GRADE	.00	19,212
C 5900	SAN FELIPE RD	SD 78	.92M	.92	12,961
C 5997	CARLTON OAKS DR	SYCAMO	RE CANYON	.00	13,691
C 6001	COMMUNITY RD	AT RATTLE SNAKE CREEK		.00	5,293
C 6002	COMMUNITY RD	NORWALK	TWN PEAKS	.30	7,314
C 6004	ESPOLA ROAD	SD CL	1.63M E	1.63	42,949
C 6006	MESA ROAD	EC CL	S/O PRSPC	1.30	38,106
C 6010	TENTH ST	H STREET	SD 78	.36	10,265
C 6030	WINTERGARDENS EX	SH 67	RIVERSIDE	.50	26,883
C 6040	CUYAMACA ST	D72	MAST BLVD	1.25	780,376
C 6044	POMERADO RD	A62	SD CL	3.56	423,459
C 6300	BOULDER CK RD	CUL AT	VAR LOC	.00	2,855
C 6400	BOULDER CK RD	CUL AT	VAR LOC	.00	3,248
C 6500	EAGLE PK RD	CUL AT	VAR LOC	.00	4,170
A 6551	MARSHALL AVE EXT	BROADWAY	CHANNEL	.00	20,000
C 6600	EAGLE PK RD	CUL AT	VAR LOC	.00	1,755
C 6620	MAGNOLIA AVE	D76	PROSPECT	.00	19,396

COUNTY OF SAN DIEGO FINAL BUDGET
1973-1974

ROAD CONSTRUCTION PROJECTS

WORK ORDER NUMBER	ROAD OR STREET	FROM	TO	LENGTH	AMOUNT
C 6650	POMERADO RD	NINTH ST	INTER	.00	\$ 9,146
C 6651	MISSION GORGE RD	BIG ROCK	INTER	.00	29,219
C 6652	MISSION GORGE RD	MAGNOLIA	INTER	.00	38,696
C 6653	MISSION GORGE RD	CUYAMACA	INTER	.00	30,882
C 6655	MAGNOLIA AVE	MAST BLVD	INTER	.00	31,711
C 6700	SAN VICENTE RD	INTERS	E3	.30	18,013
C 6800	RICE CYN RD	SD 76	1.30M	1.30	9,672
C 6900	TWIN OAKS VLY RD	1.81M	END	1.47	9,467
C 7000	ANTHONY RD	B 1A	Z1670	1.20	7,861
A 7100	LAKE DR	BIRMINGHA	SANTA FE	.75	8,212
A 7200	BURMA RD	A7	LUNETA LN	.64	7,508
C 7300	PALOMAR DR	ALTA VIST	END	1.61	15,115
A 7600	HARMONY GR RD	ESC CL	A34	.38	3,569
A 7700	HARMONY GR RD	A29-1	Z1616	.50	4,696
A 7900	CALZADA D BOSQUE	A32A	A31A	.65	5,930
A 8000	EL MIRLO	A23	VIA DE FO	.99	8,384
A 8200	BIRMINGHAM DR	MACKINNON	A75	.42	4,371
A 8300	COUNTY RD	.58M	A24	.85	21,035
A 8350	SANTA FE DR	BALOUR DR	A75	1.32	20,208
A 8500	ALVARDO ST	BRANDENBU	H24	.77	7,021
A 8600	LIVE OAK PARK RD	H30	H21	.84	7,111
A 8700	MISSION RD	US 395	MACADAMIA	2.11	28,854
A 8800	STAGE COACH LN	H47	H53B	1.06	9,661
A 8910	BEAR VLY PKWY	SD 78	BOYLE	.85	6,641

COUNTY OF SAN DIEGO FINAL BUDGET
1973-1974

ROAD CONSTRUCTION PROJECTS

WORK ORDER NUMBER	ROAD OR STREET	FROM	TO	LENGTH	AMOUNT
A 8930	CITRUS AVE	ESC CL	BIRCH AVE	1.10	\$ 8,598
A 8960	NORDAHL RD	.01M NE	ESC CL	1.15	8,987
A 9100	LA COSTA AV	I-5	A13B	2.82	85,066
A 9120	DE LUZ RD	SPOT WIDENING		1.00	16,279
A 9160	HARMONY GR RD	.43M SW	2.05M SW	1.62	16,707
C 9165	NORTH BROADWAY	SPOT WIDENING		2.00	8,257
C 9200	W LILAC RD	B39	1.35M	1.35	19,187
C 9250	MTN MEADOW RD	.76M E/O	I15	.25	19,301
C 9400	HUTCHISON	Z1737	HARRIS	.64	16,690
C 9450	FULVIA/WOODLEY	RR XING		.00	2,545
C 9500	S GRADE RD	5.34M NE	H3A	2.50	19,175
C 9692	CAMINO DEL REY	MISSION R	W LILAC R	.63	3,955
C 9694	COUSER CANYON RD	LILAC RD	SH 76	4.25	31,199
C 9696	EL CAMINO DEL NORTE	AT ESCONDIDO CREEK		.00	16,373
C 9698	FALLBROOK-EXT	STAGECOAC	GIRD RD	1.84	5,253
C 9800	LILAC RD	Z1674	B22	1.49	15,791
C 9804	MELROSE DR EXT	N MELROSE	N SANTA FE	1.76	31,482
C 9806	PALA-TEMECULA RD	AT PALA CREEK		.00	15,039
C 9810	VALLEY CENTER RD	AT ESCONDIDO CREEK		.00	15,039
A 9825	MISC DRNG DESIGN	DIV. 1, 2, 3		.00	12,897
A 9900	R/W ACQS	DIV. 1, 2, 3		.00	292,000
C 9910	BORDER AVE	A78	A32-1B	.08	223,222
C 9915	CONST ENGRNG	PROJECTS IN PROGRESS		.00	140,878
A 9920	CONST ENGR GROUP	EQUIP RNT	SEL CONST	.00	65,055

COUNTY OF SAN DIEGO FINAL BUDGET
1973-1974

ROAD CONSTRUCTION PROJECTS

WORK ORDER NUMBER	ROAD OR STREET	FROM	TO	LENGTH	AMOUNT
A 9925	S ANTA FE AVE	INTER W/RANCHO SMT FE		.00	\$ 60,000
A 9950	HARMONY GR RD	1.78NE A27	2.78NE	1.00	16,007
C10400	LA COSTA AV	I-5	A13B	2.82	17,049
C10500	S GRADE RD	5.34M NE	H3A	2.50	16,248
C10510	MISSION RD	A74	A74	.78	4,749
C10550	DE LUZ RD	50 FT W/O A2		.00	10,262
A10558	VAR LNDSCPNG PROJ	DIV. 1, 2, 3		.00	130,869
A10560	RDSDE LNDSCPNG	HONOR CAMP	DIV. 1, 2, 3	.00	166,703
C10573	N EL CAMINO REAL	N RIVER RD INTERS		.00	33,005
C10582	FULVIA ST	A75 & A78 INTERSEC		.00	60,158
C10595	TOPICS	ALL DIV		.00	218,691
C10620	MC DONALD RD	100 FT N/O H22-3		.00	10,450
C10900	PROCTOR VLY RD	3.81M	D27	3.30	10,156
C11000	COUNTY RD	F41	Z1294	.11	1,389
C11100	GLEN OAKS DR	PETRA WY	PETRA WY	.81	9,160
C11200	ORCHARD AV	GREENFLD	END	.25	2,738
C11300	PETRA WY	F51	GLEN OKS	.43	5,880
C11400	ROSALIE WY	.12M SW	END	.39	3,564
C11500	SUNNYSIDE AV	VLY VIEW	END	.10	1,389
A11600	BLACK MTN RD	PARK LANE	END	.06	558
A11700	BRYAN CT	ORANGE PL	CITRONELL	.08	745
A11800	CITRONELLA ST	PALM ST	LINCOLN ST	.25	2,338
A11900	DUTTON DR	F3	END	.26	2,432
A12000	GATESIDE RD	PAYSON RD	LM CL	.12	1,122
A12100	GLENCOE DR	SD CL	LANSING	.22	2,315
A12200	KENORA DR	DALE	BLARNEY	.21	1,961

COUNTY OF SAN DIEGO FINAL BUDGET
1973-1974

ROAD CONSTRUCTION PROJECTS

WORK ORDER NUMBER	ROAD OR STREET	FROM	TO	LENGTH	AMOUNT
A12300	KENORA DR	.14M S	UPLAND ST	.09	\$ 839
A12400	LARIAT LN	CHALLENGE	END	.05	504
A12500	ORANGE PL	LINCOLN S	BRYAN CT	.06	558
A12600	PARK LN	GATESIDE	BLK MTN	.03	282
A12700	PAYSON RD	DEXTER	GATESIDE	.17	1,320
A12800	QUARRY RD	DEXTER	END	.26	2,225
A12900	SINCLAIR LN	HILLSIDE	CUL D SAC	.13	861
A13000	SIXTYNINTH ST	SD CL	DAVENTRY	.10	933
A13100	UPLAND ST	LAMAR ST	D34	.22	2,055
A13200	COLLIER WY	SILVERBK	F7	.04	282
A13300	EL DORADO PKWY	F58	CUL D SAC	.22	2,055
A13400	HIGHLINE TL	F28	F28	.57	3,993
A13500	LOS TERRINETOS	F64	.19M	.19	1,479
A13600	SILBERBROOK DR	NOAKES ST	Z1332	.94	5,120
A13700	BERRY ST	MT VERNON	END	.82	7,208
A13800	CALLE-ENTRE	PRIMERA	LA-CORTA	.05	536
A13900	CORONA ST	WAITE DR	LIME ST	.04	312
A14000	CORTA DEL SUR	PRIMERA	END	.02	214
A14100	COSTADA CT	CUL D SAC	CUL D SAC	.12	1,403
A14200	EDGEVIEW DR	CUL D SAC	VLY LITS	.06	702
A14301	ENSENADA ST	ELDORA ST	.28M	.28	3,284
A14400	FUERTE FARMS RD	F4	DAMON LN	.45	5,133
A14500	GROSSMONT BL	LM CL	LM CL	.70	4,558
A14600	LA CORTA ST	D43	CALL ENT	.11	1,286

COUNTY OF SAN DIEGO FINAL BUDGET
1973-1974

ROAD CONSTRUCTION PROJECT

WORK ORDER NUMBER	ROAD OR STREET	FROM	TO	LENGTH	AMOUNT
A14700	LA PUERTA PL	EL PRADO	COSTADA	.05	\$ 652
A14800	LIME ST	END	END	.08	731
A14900	MEADOW CR RD	CUL D SAC	CUL D SAC	.19	2,229
A15000	MEADOW VW RD	.05M NE	FUERTE	.06	584
A15100	MT VERNON ST	Z1106	D43	.38	2,971
A15200	MYRA ST	LONEDALE	PALM ST	.10	1,169
A15300	NEW RANCH RD	F45	.34M	.34	3,983
A15400	NINA RD	SAN MIGUEL	END	.10	974
A15500	ORALANE DR	FUERTE FM	CUL D SAC	.07	819
A15600	PLATA CT	PRIMERA	END	.02	214
A15700	PRIMERA ST	D43-1	CALLE ENT	.60	7,032
A15800	RAMON ST	D43-1	LA CORTA	.11	1,286
A15900	ROCKWOOD RD	F3	.19M	.19	1,734
A16000	SIXTYNINTH ST	D43-1	END	.05	312
A16100	TRENT WY	BOBBIE LN	CUL D SAC	.04	467
A16200	VALLEY LIGHTS DR	NEW RANCH	KAREN WY	.23	2,699
A16300	VERNETTE CT	VERNETTE	CUL D SAC	.04	418
A16400	VERNETTE DR	F4	VERNETTE	.20	2,085
A16500	WEST ST	END	LIME ST	.01	99
A16600	ORCHARD AV	VLY VW	GREENFLD	.10	652
A16700	VALLEY VW BL	EUCLID	EC CL	.73	4,277
A16800	COBURN ST	ALTA DR	Z1215	.09	879
A16900	GRANGER AV	COBURN	NC CL	.26	4,043
C17000	OXFORD ST	5TH AV	G31	.51	19,589

COUNTY OF SAN DIEGO FINAL BUDGET
1973-1974

ROAD CONSTRUCTION PROJECTS

WORK ORDER NUMBER	ROAD OR STREET	FROM	TO	LENGTH	AMOUNT
C17100	KEMPTON ST	.03M	D19	.32	\$ 9,544
C17200	KEMPTON	.05M	D22-2	.20	5,718
C17300	ALTON DR	CYPRESS	SKYLINE	.21	7,327
C17400	BUENA VISTA AV	DAVIDSON	SN MIGUEL	.12	1,853
C17500	CAMERON DR	CANTON DR	OSAGE	.13	2,064
C17600	COLFAX DR	LANSING	DAYTON DR	.30	5,838
C17700	DAYTON DR	.04M SW	EL ROY DR	.18	1,983
C17800	DREXEL DR	CANTON DR	END	.23	6,163
C17900	DUPONT DR	DAYTON DR	LANSING	.27	2,315
C18000	EL ROY DR	DAYTON DR	LANSING	.14	2,240
C18100	FAIRFAX DR	LANSING	CANTON DR	.07	2,140
C18200	HELIX ST	.21M S	LAMAR ST	.46	13,930
C18300	HILLSIDE DR	HELIX ST	.13M	.13	4,510
C18400	LANSING DR	CAMERON	SKYLINE	.14	2,803
C18500	OLIVE DR	HELIX ST	CENTRAL	.56	10,736
C18600	SANFORD DR	SKYLINE	END	.07	2,250
C18700	ARNOLD WAY	E48	F26	.54	19,702
C18800	BARRETT LK RD	1.18M	Z1305	.71	19,443
C19200	ORCHARD AV	VLY VW	GREENFLD	.10	630
C19300	VALLEY VW BL	EUCLID	EC CL	.73	4,415
C19400	FAIRWAY DR	PAR DR INTERSEC		.00	1,981
C19500	FAIRWAY DR	NIBLICK	PAR DR	.11	6,985
C19600	NIBLICK DR	BIRDIE DR	TROPHY	.25	16,748
C19700	OLIVE DR	HELIX ST	BANCROFT	.00	4,513

COUNTY OF SAN DIEGO FINAL BUDGET
1973-1974

ROAD CONSTRUCTION PROJECTS

WORK ORDER NUMBER	ROAD OR STREET	FROM	TO	LENGTH	AMOUNT
C19800	NIBLICK DR	INTER W/TROPHY		.00	\$ 5,804
C19900	BANNER VW DR	CANYON DR	VOLCAN	.18	1,363
C20000	ALICE ST	D5	OLIVE ST	.48	3,925
C20100	ARCHIE MOORE RD	SD 67	1.04	1.04	4,411
C20200	BARNETT RD	HANSON LN	END	.26	1,961
C20300	COOK ST	BOUNDARY	SAN DIEGO	.33	2,866
C20400	ETCHEVERRY ST	Z1559	SAN DIEGO	.40	3,093
C20500	ETCHEVERRY ST	SD 76	RAYMOND	.11	891
C20600	HIGHLAND VLY RD	1.68M E	4.61M E	1.00	8,441
C20700	JAMES ST	WALNUT	EL PASO	.18	1,598
C20800	JULIAN ST	RAYMOND	SD 67	.12	1,275
C20900	KALBAUGH ST	RAYMOND	SD 67	.12	1,064
C21000	KELLY AV	ETCHEVRY	PALA ST	.85	6,452
C21100	LETTON ST	SD 67	RAYMOND	.12	1,039
C21200	ORANGE AV	PILE ST	.60M NE	.60	3,973
C21300	RAMONA ST	HANSON LN	BOUNDARY	.49	3,161
C21400	ROTANZI ST	SD 67	RAYMOND	.12	1,024
A22500	DEODAR TL	SD 8	END	.13	1,010
A22600	LEBANON RD	SD 8	F19	.40	3,111
A22700	MANZANITA TL	OAK LN	OAK LN	.30	2,338
A22800	OAK LN	SD 8	SD 8	.60	5,139
A22900	OAKGROVE DR	E37	E7	1.65	14,135
A23000	FIVE DIAMONDS RD	OCOTILLO	H44A	.39	3,647
A23100	LAZY LADDER DR	HOBERG RD	VERBENA	.25	2,338

COUNTY OF SAN DIEGO FINAL BUDGET
1973-1974

ROAD CONSTRUCTION PROJECTS

WORK ORDER NUMBER	ROAD OR STREET	FROM	TO	LENGTH	AMOUNT
A23200	WHIP DR	HOBERG RD	OCOTILLO	.39	\$ 3,647
A23300	PINE HS RD	PINE RDG	E7	.82	6,382
A23400	ROYAL DR	SD 79	ALTA VW	.44	3,770
A23500	CEDAR ST	SUMMER CL	ALICE ST	.77	7,193
A23600	G St	5TH	E36	.22	2,055
A23700	HUNTER ST	ROWLEY AV	SD 67	.35	3,271
C23801	MUSSEY GRADE	E34-1	1.40M	1.40	19,810
A23900	PALA ST	RAYMOND	SD 67	.12	1,122
A24001	CREEK RD	D67	END	.54	5,045
A24450	BUENA VISTA AVE	CUYAMACA	RAILROAD	.75	5,863
A24900	CLOVE ST	SOMERMONT	E22	.21	2,191
A25071	DAWNRIDGE AVE	FIRST ST	EC CL	.43	4,200
A25320	EL REY AVE	DAWNRIDGE	EC CL	.05	390
A25360	FLAMINGO AVE	FIRST ST	EC CL	.24	1,881
A25700	CRETA ST	FIRST ST	EC CL	.17	1,772
A26900	PEERLESS DR	PEPPER DR	EC CL	.56	5,835
A27000	PEPPER HILL DR	PEPPER DR	EC CL	.17	1,772
A27030	PERSIMMON AVE	FIRST ST	EC CL	.49	3,829
A27250	RAILROAD AVE	D72	PROSPECT	.60	4,695
A27900	SOMERMONT DR	E22	END	.28	2,922
A27950	SUMNER AVE	ANZA ST	EC CL	.69	5,396
A28310	VICTOR ST	GREENFLD	EC CL	.19	1,481
A28700	MUSSEY GRADE	SD 67	E34-1	1.08	11,260

COUNTY OF SAN DIEGO FINAL BUDGET
1973-1974

ROAD CONSTRUCTION PROJECTS

WORK ORDER NUMBER	ROAD OR STREET	FROM	TO	LENGTH	AMOUNT
A30300	WOODSON VW RD	ROSTRATA	CUL D SAC	.19	\$ 2,229
C30400	HUNTER ST	BOUNDARY	.14M N	.43	19,241
C30600	OLIVE ST	C16	SD 78	.29	7,138
C31705	OAK KNOLL RD	.2M E/O	POWAY RD	.00	4,425
C31710	HUNTER-ETCHEVERY	RAMONA ST RCB		.00	6,685
C31750	RAMONA AIRPORT RD	MONTECITO	SWLY .71M	.71	8,001
A31800	VIEJAS BLVD	ELL + 1.05M to	CUL	.00	538
C31820	PINO DR	BOX CULV		.00	22,363
C31900	BUCKSKIN TL.	.09M E	ARABIAN	.12	3,066
C32000	OLUMPUS ST	CAUDOR	.21M NW	.21	1,602
C32100	QUESTHAVEN RD	A29	.48M NW	.95	6,392
C32200	NATE HARRISON GD	4.28M SW	6.56M SW	2.28	6,711
C32300	RAINBOW GLEN RD	.64M NE	END	2.35	15,135
C32400	MCNALLY RD	B3-1	Z1702	2.30	16,943
A32500	TYLER RD	B9	END	.62	3,706
C32600	RICHLAND RD	SM CL	SM CL	.99	9,248
A32700	EL APAJO	VIA D SNT	.55M SE	.55	5,139
A32800	VIA DE SANTA FE	PSO PINTO	EL APAJO	.29	2,706
A32900	VIA DE SANTA FE	EL SICOMR	PSO PINTO	.55	5,139
A33002	QUESTHAVEN RD	A27	2.10M SE	2.10	19,619
A33100	ALTA VIS DR	H19-1	ALTA VIS	1.23	11,492
A33200	ALTA VIS DR	PALOMAR DR	H42	.14	1,310
A33300	CAZADOR LN	BURMA RD	END	.51	5,955
A33400	LUNETTA LN	BURMA RD	END	.51	5,955

COUNTY OF SAN DIEGO FINAL BUDGET
1973-1974

ROAD CONSTRUCTION PROJECTS

WORK ORDER NUMBER	ROAD OR STREET	FROM	TO	LENGTH	AMOUNT
A33500	AZALEA	B34	PRIMROSE	.05	\$ 475
A33600	BIRCH AV	ESC CL	CL1	.56	5,232
A33700	CATALINA AV	Z1772	VISTA CL	.46	4,299
A33800	DESTREE RD	ESC CL	BIRCH AV	.16	1,499
A33900	ENCINO DR	ESC CL	ELDORADO	.55	5,139
A34000	HARMONY GR RD	A29	Z1614	.57	5,326
A34100	HARRIS DR	HUTCHISON	END	.15	1,405
A34200	LOBELIA	PRIMROSE	ROBELINI	.18	2,103
A34300	MONTGOMERY DR	YORK DR	B34	.89	8,315
A34400	MTN MEADOW RD	.23M	Z1611	.50	4,675
A34500	RIVIERA DR	BARSBY	TAYLOR	.44	3,423
A34600	ROCK SPRINGS RD	BENNETT	ESC CL	1.49	13,923
A34700	SUNRISE DR	VISTA	VALLEY DR	.23	3,224
A34800	VALLEY CST DR	B15-2	Z1775	.51	4,761
A34900	VERMONT AV	Z1657	ESC CL	.18	1,680
A35000	YORK DR	B34	CLARENCE	1.13	10,559
A35100	MAC TAN RD	B35	B11-1	1.04	9,720
A38200	ALTURAS	FALLBROOK	COLLEGE	.18	1,881
A38300	BRANDON AV	H53B	H21	.22	1,725
C38400	BRANDON RD	H21	ELDER ST	.13	1,781
A38500	COLLEGE ST	CUL DE SAC	ALTURAS	.07	866
A38600	ELDER ST	HILL AVE	END	.33	4,295
A38700	HAWTHORN ST	WISCONSIN	HILL AVE	.12	1,324
A38800	IVY ST	HILL AVE	WISCONSIN	.12	1,014

COUNTY OF SAN DIEGO FINAL BUDGET
1973-1974

ROAD CONSTRUCTION PROJECTS

WORK ORDER NUMBER	ROAD OR STREET	FROM	TO	LENGTH	AMOUNT
A38900	MAIN AV	A1	VIEW ST	.26	\$ 3,389
A39000	PASADENA AV	ELDER ST	IVY ST	.25	3,253
A39100	WISCONSIN ST	IVY ST	ELDER ST	.25	2,446
A39200	ALAPAT DR	ESC CL	CUL DE SC	.19	2,229
A39300	BANGERTER CT	FOXLEY DR	CUL D SC	.04	467
A39400	DICHOSO DR	17TH AVE	ESC CL	.03	272
A39500	DONALOR DR	CUL DE SAC	BOYLE AV	.12	1,403
A39600	FOXLEY DR	C2	END	.10	1,169
A39800	HUMPHREY PL	17TH AVE	CUL DE SC	.11	1,286
A39900	IDAHO	CITRUS AV	SD 78	.85	6,643
A40000	LASLO DR	17TH AV	MINOR DR	.10	1,169
A40100	LENDEE DR	END	17TH	.08	935
A40200	LLOYD PL	C11	CUL DE SAC	.04	418
A40300	MAYE PL	C11	CUL DE SAC	.03	312
A40400	MINOR DR	LENDEE	LASLO DR	.14	1,645
A41300	SUBURBAN HS DR	C11	CUL D SAC	.16	1,881
A41400	VIA ALEGRE	CUL DE SAC	V D LA C	.06	702
A41500	VIA DE LA GUESTA	BIRCH AVE	VIA ALEG	.06	702
C41600	VIEWMONT DR	C11	CUL D SAC	.12	1,091
C41700	LOS MORROS	A23	A13B	.96	19,324
C41800	DISCOVERY	DISCOVERY	SM CL	.56	16,066
C41900	WINDSOR RD	.17M SW	.33M SW	.16	6,102
C42000	SUMMIT DR	SD 78	SKYLINE	.58	14,078
C42100	SUNSET DR	VISTA CL	A54	.71	16,943

COUNTY OF SAN DIEGO FINAL BUDGET
1973-1974

527

ROAD CONSTRUCTION PROJECTS

WORK ORDER NUMBER	ROAD OR STREET	FROM	TO	LENGTH	AMOUNT
C42200	TAYLOR ST	BARSBY ST	VISTA CL	.36	\$ 6,638
C42250	URANIA AV	WOODLEY	SPARTA	.57	15,955
A42300	VALLEY DR	SUNRISE	VISTA CL	.50	11,302
C42400	ACACIA AV	CLIFF ST	ESTRELLA	.15	5,148
C42500	NARDO AV	CORTO ST	A31A	.31	5,381
C42700	COUNTRY CLUB DR	A29	A34	1.26	12,432
C42800	W LILAC RD	B4	B1B	.85	16,722
C43220	CONST ENGR GROUP MIN	EQUIP RNT	MIN CONST	.00	3,840
C43800	ACADEMY DR	IDA AV	A31-1	.27	19,913
C43900	GENEVIEVE	A31-1	VALLEY	.11	19,913
C43950	ROCK MTN-SANDIA MTN	SNTA MRG	RIVER XING	.00	19,226
TOTAL CONSTRUCTION PROJECTS					\$5,974,777

COUNTY OF SAN DIEGO FINAL BUDGET
1973-1974

I N D E X

	REVENUE ESTIMATED PAGE	EXPENDITURE APPROPRIATION PAGE		REVENUE ESTIMATED PAGE	EXPENDITURE APPROPRIATION PAGE
ADMINISTRATION - GENERAL					
BOARD OF SUPERVISORS - - - - -	22	87	DEPARTMENT OF PUBLIC HEALTH		
CHIEF ADMINISTRATIVE OFFICER - - - - -	23	95	ADMINISTRATION - - - - -	66	204
CRIMINAL JUSTICE PLANNING - - - - -	24	99	AIR POLLUTION CONTROL - - - - -	68	208
FEDERAL REVENUE SHARING - - - - -	23	96	ALCOHOL DETOXIFICATION - - - - -	68	206
FEDERAL REVENUE SHARING - GENERAL FUND	24		ALCOHOL DETOXIFICATION, WOMEN'S FACILITY		207
LEGISLATIVE PROGRAM - - - - -	24	98	ALCOHOLISM CLINIC - - - - -	68	210
PUBLIC INFORMATION - - - - -		97	CRIPPLED CHILDREN SERVICES - - - - -	69	211
CIVIL SERVICE & PERSONNEL - - - - -	25	104	MODEL CITIES - COMPREHENSIVE HEALTH CARE	70	212
CLERK, BOARD OF SUPERVISORS - - - - -	22	94	SPECIAL PROGRAM, EMERGENCY MEDICAL SERVICES	66	202
COUNTY COUNSEL - - - - -	25	103			
C.P.O. ADMINISTRATION - - - - -		100	HUMAN RESOURCES AGENCY - - - - -	44	143
C.P.O. DIRECT PROGRAM COSTS - - - - -		101	COMMUNITY AFFAIRS DEPARTMENT - - - - -		144
GENERAL ADMINISTRATION - SPECIAL PROJECTS	24	102	FEDERAL REVENUE SHARING - - - - -		145
			HUMAN RELATIONS COMMISSION - - - - -	49	155
ENVIRONMENTAL DEVELOPMENT AGENCY - - - - -	63	193	PUBLIC EMPLOYMENT PROGRAM V - - - - -	52	172
DEPARTMENT OF ZONING ADMINISTRATION - - - - -		199	PUBLIC EMPLOYMENT PROGRAM VI - - - - -	53	173
LOCAL AGENCY - FORMATION COMMISSION - - - - -	64	197	PROBATION DEPARTMENT		
OFFICE OF CITIZENS PLANNING ADVISOR - - - - -		195	ADMINISTRATION - - - - -	47	151
OFFICE OF ENVIRONMENTAL MANAGEMENT - - - - -	63	194	HILLCREST - - - - -	49	154
OFFICE OF REGIONAL TRANSPORTATION & LAND USE	64	196	JUVENILE HALL - - - - -	46	149
PLANNING - - - - -	64	198	LAS COLINAS - - - - -	47	150
			MAINTENANCE OF WARDS - - - - -		170
FISCAL AGENCY - - - - -		107	RANCHO DEL CAMPO - - - - -	46	148
ASSESSOR - - - - -	29	110	SPECIAL SCHOOLS - - - - -		174
AUDITOR AND CONTROLLER - - - - -	27	108	SPECIAL SUPERVISION - - - - -	48	153
			ADULT INSTITUTIONS - - - - -	45	146
CONTINGENCY REQUIREMENTS:			SENIOR CITIZEN'S AFFAIRS - - - - -	49	156
GENERAL FUND - - - - -		118	VETERAN'S SERVICE OFFICER - - - - -	52	171
COUNTY EMPLOYEES BENEFITS - - - - -		115	WELFARE		
DEBT SERVICE REQUIREMENTS - - - - -	33	117	ADMINISTRATION - - - - -	50	157
INSURANCE - - - - -	32	114	ADOPTIONS - - - - -	51	159
PURCHASING AGENT - - - - -	31	112	AFDC - FAMILY - - - - -		166
PURCHASING AGENT, CENTRAL DUPLICATING - - - - -		113	AFDC - BHI - - - - -		167
RECORDER - - - - -	32	116	AID TO BLIND - - - - -		165
TAX COLLECTOR - - - - -	30	111	AID TO DISABLED - - - - -		168
TREASURER - - - - -	28	109	GENERAL RELIEF - - - - -		162
			MAINTENANCE OF WARDS - - - - -		163
HEALTH CARE AGENCY - - - - -	65	200	MODEL CITIES - CHILD CARE PROJECT - - - - -	52	160
FEDERAL REVENUE SHARING - - - - -		201	OLD AGE SECURITY - - - - -		164
DRUG EDUCATION FOR YOU (DEFY) - - - - -	66	203	SPECIAL SHELTER FUNDS - - - - -		169
DEPARTMENT OF MEDICAL INSTITUTIONS			STATE CHILD CARE PROJECT - - - - -	52	161
ADMINISTRATION & GENERAL SERVICES - - - - -	71	215			
COMMUNITY MENTAL HEALTH - - - - -	70	213	LAW AND JUSTICE AGENCY - - - - -	33	119
EDGEWOOD GERIATRIC HOSPITAL - - - - -	72	217	CORONER - - - - -	44	142
SAN DIEGO COUNTY-UNIVERSITY HOSPITAL - - - - -	71	216	COUNTY CLERK - - - - -	40	133
			DISTRICT ATTORNEY - - - - -	40	135
			GRAND JURY - - - - -		132

