

CAO CHANGE LETTER OPERATIONAL PLAN

FISCAL YEARS
2021-22
& 2022-23



Helen N. Robbins-Meyer

Chief Administrative Officer

L. Michael Vu

Assistant Chief Administrative Officer

BOARD OF SUPERVISORS

Nora Vargas, District 1

Joel Anderson, District 2

Terra Lawson-Remer, District 3

Nathan Fletcher, District 4

Jim Desmond, District 5



COUNTY OF SAN DIEGO

**COUNTY OF SAN DIEGO FISCAL YEAR 2021-23 ADOPTED BUDGET
RESOLUTION FOR COUNTY FAMILY OF FUNDS, ENTERPRISE
FUNDS AND INTERNAL SERVICE FUNDS (DISTRICTS: ALL)**

THIS PAGE LEFT INTENTIONALLY BLANK



COUNTY OF SAN DIEGO

AGENDA ITEM

BOARD OF SUPERVISORS

NORA VARGAS
First District

JOEL ANDERSON
Second District

TERRA LAWSON-REMER
Third District

NATHAN FLETCHER
Fourth District

JIM DESMOND
Fifth District

DATE: June 29, 2021

07

TO: Board of Supervisors

SUBJECT

COUNTY OF SAN DIEGO FISCAL YEAR 2021-22 ADOPTED BUDGET RESOLUTION FOR COUNTY FAMILY OF FUNDS, ENTERPRISE FUNDS AND INTERNAL SERVICE FUNDS AND PRIOR YEAR ENCUMBRANCES (DISTRICTS: ALL)

OVERVIEW

On June 23, 2021, your Board concluded budget hearings for the Fiscal Years 2021-22 and 2022-23 Operational Plan. At these hearings, your Board received public testimony and the presentation of the Chief Administrative Officer's (CAO) Recommended Operational Plan. Pursuant to California Government Code Section 29088, a Resolution is submitted for formal adoption of the budgets for Fiscal Year 2021-22 for the County Family of Funds, Enterprise Funds and Internal Service Funds. Also requested is authority to carry-forward prior year encumbrances and related funding. Today's actions request the Board to consider changes to the CAO Recommended Operational Plan and approve the resolution adopting the budget.

RECOMMENDATION(S)

CHIEF ADMINISTRATIVE OFFICER

1. Approve the portion of the CAO Change Letter pertaining to items as determined by County staff.
2. Approve the portion of the CAO Change Letter pertaining to items referred to budget or otherwise prioritized by Board members.
3. Consider Board member Change Letters submitted before the close of the budget hearing, if applicable.
4. Consider change requests submitted after the close of the budget hearing, if applicable. **(4 VOTES)**
5. If written requests to revise the Recommended Budget received prior to the close of hearings do not identify a funding source, continue recommendations 7-8 to June 30, 2021, if necessary.
6. If requests to revise the Recommended Budget are made after the close of the budget hearing and approved by the Board, continue recommendations 7-8 to June 30, 2021, if necessary.

SUBJECT: COUNTY OF SAN DIEGO FISCAL YEAR 2021-22 ADOPTED BUDGET RESOLUTION FOR COUNTY FAMILY OF FUNDS, ENTERPRISE FUNDS AND INTERNAL SERVICE FUNDS AND PRIOR YEAR ENCUMBRANCES (DISTRICTS: ALL)

7. Adopt a Resolution entitled ADOPTION OF THE BUDGET FOR THE COUNTY OF SAN DIEGO FOR THE FISCAL YEAR COMMENCING JULY 1, 2021.
8. Authorize the Auditor and Controller to carry-forward appropriations and applicable estimated revenue for prior year encumbrances in all County funds. **(4 VOTES)**

EQUITY IMPACT STATEMENT

The Operational Plan is a detailed document containing program accomplishments, objectives, and performance measures across four business groups, while seeking appropriation authority for more than \$7 billion in the first fiscal year. This Operational Plan is intended to provide resources to address inequities in County services by engaging community voices, enhancing data analysis to identify disparities, developing meaningful outcome indicators, and creating a County government culture of equity, belonging, and racial justice.

FISCAL IMPACT

Recommendation 1 includes total spending authority of \$108,590,229, while Recommendation 2 includes total spending authority of \$92,339,422. Approval of Recommendations 1 and 2 will result in ongoing expenditure requirements and staffing levels that will increase net General Fund costs, and will require allocation of ongoing resources beginning in Fiscal Year 2022-23.

Recommendation 7 provides spending authority of \$6,516,963,065 for the County Family of Funds (General Fund, Capital Outlay Funds, Debt Service Fund and Special Revenue Funds) for Fiscal Year 2021-22. The recommendation also provides spending authority of \$45,135,962 for the Enterprise Funds and \$559,023,418 for the Internal Service Funds.

Recommendation 8 authorizes the Auditor and Controller to carry over appropriations and any related revenues for prior year. The exact amount of carry-forward budget is not known at this time and will not be finalized until the accounting cycle for Fiscal Year 2020-21 has been completed.

BUSINESS IMPACT STATEMENT

N/A

ADVISORY BOARD STATEMENT

N/A

BACKGROUND

Member Change Letters (Recommendations 3-6)

On May 6, 2021, the Chief Administrative Officer's Fiscal Years 2021-2022 and 2022-2023 Recommended Operational Plan (CAO Recommended Operational Plan) was made available to the public for review. To further promote transparency and accessibility to the budget process, the release of the budget was accompanied by online tools which allowed the public to electronically submit written commentary on the budget. Budget Hearings, which commenced on June 14, 2021 and concluded on June 23, 2021, also provided for further input and proposed

SUBJECT: COUNTY OF SAN DIEGO FISCAL YEAR 2021-22 ADOPTED BUDGET RESOLUTION FOR COUNTY FAMILY OF FUNDS, ENTERPRISE FUNDS AND INTERNAL SERVICE FUNDS AND PRIOR YEAR ENCUMBRANCES (DISTRICTS: ALL)

revisions to the Recommended Operational Plan. Proposed revisions made by the Chief Administrative Officer are reflected in the CAO Recommended Operational Plan Change Letter (CAO Change Letter), which provides updates based on information that became available after the publication of the CAO Recommended Operational Plan. The combined totals, which include the CAO Recommended Operational Plan and CAO Change Letter, are the basis for the budget recommended for adoption. Any change letters filed by the Board of Supervisors and/or motions made to revise the budget recommended for adoption today must be acted on before adoption of the budget. If the Board of Supervisors approves any revisions to the budget recommended for adoption, recommendations 6-7 may be continued to June 30, 2021 to allow for revisions to the budget resolutions and/or additional recommendations from the CAO to balance the budget.

CAO Change Letter and Budget Adoption (Recommendations 1, 2, and 7)

Recommendations 1 and 2 propose the approval of the CAO Change Letter as currently presented. Recommendation 1 includes items determined by County staff, such as rebudgets of Fiscal Year 2020-21 appropriations, changes in organizational structure, and adjustment of funding sources. Recommendation 2 includes items referred to budget or otherwise prioritized by Board members.

Recommendation 7 proposes the adoption of the CAO Recommended Operational Plan with updates pursuant to the CAO Change Letter and any other Change Letters (collectively, the Operational Plan). The County's Operational Plan contains all funds over which the Board has budgetary authority, either as the Board of Supervisors or Board of Directors. For budget adoption purposes, components of the Operational Plan are grouped together based on the capacity in which the Board oversees the funds.

The budget adoption resolution (Budget Resolution) in this letter covers the County Family of Funds, the Internal Service Funds, and the Enterprise Funds. The operations and staff of the Family of Funds deliver most of the core goods and services of County government to San Diego county residents. The General Fund, Capital Outlay Funds, Debt Service Fund and all Special Revenue Funds, such as the Library Fund and the Road Fund, comprise the Family of Funds. The County has several internal service funds to account for services such as major maintenance, fleet operations, facilities management, information technology, public liability, workers' compensation and unemployment insurance. There are three enterprise funds: Airport, Wastewater, and Sheriff's Jail Stores Commissary.

California Government Code Section 29088 requires your Board to adopt the budget no later than October 2, 2021. The actions recommended herein adopt a budget for Fiscal Year 2021-22 of \$6,516,963,065 for the County Family of Funds. The actions also adopt the Enterprise Funds' Spending Plans of \$45,135,962 and the Internal Service Funds' Spending Plans of \$559,023,418. The Budget Resolution for the Family of Funds, Enterprise Funds and the Internal Service Funds is attached to this letter.

Separate Board Letters and resolutions are on today's agenda to adopt \$111,881,121 in combined Fiscal Year 2021-22 budgets for the County Service Areas, Community Facilities Districts,

**SUBJECT: COUNTY OF SAN DIEGO FISCAL YEAR 2021-22 ADOPTED BUDGET
RESOLUTION FOR COUNTY FAMILY OF FUNDS, ENTERPRISE
FUNDS AND INTERNAL SERVICE FUNDS AND PRIOR YEAR
ENCUMBRANCES (DISTRICTS: ALL)**

Maintenance Districts, Permanent Road Divisions, San Diego County Flood Control District, In-Home Supportive Services Public Authority, County of San Diego Successor Agency, the San Diego County Sanitation District, and San Diego County Fire Protection District.

If adopted as recommended, the Operational Plan for Fiscal Year 2021-22 will total \$7,233,003,566. For Fiscal Year 2022-23, the Operational Plan totals \$6,446,947,339. Because counties adopt budgets annually for one year at a time, the amount for Fiscal Year 2022-23 is for general planning purposes only and is subject to revision in the next operational plan cycle. Staff years total 18,782.50 and 18,836.50 for the respective years.

LINKAGE TO THE COUNTY OF SAN DIEGO STRATEGIC PLAN

The Operational Plan details each department's strategic objectives and the resources required to achieve them. The four Strategic Initiatives in the County of San Diego's 2021-2026 Strategic Plan – Living Safely, Sustainable Environments/Thriving, Building Better Health and Operational Excellence – are reflected throughout the program objectives in the Operational Plan.

Respectfully submitted,



HELEN N. ROBBINS-MEYER
Chief Administrative Officer

ATTACHMENT(S)

1. Resolution – Adoption of the Budget for the County of San Diego for the Fiscal Year Commencing July 1, 2021
2. CAO Recommended Operational Plan Change Letter Fiscal Years 2021-22 and 2022-23

SUBJECT: COUNTY OF SAN DIEGO FISCAL YEAR 2021-22 ADOPTED BUDGET RESOLUTION FOR COUNTY FAMILY OF FUNDS, ENTERPRISE FUNDS AND INTERNAL SERVICE FUNDS AND PRIOR YEAR ENCUMBRANCES (DISTRICTS: ALL)

AGENDA ITEM INFORMATION SHEET

REQUIRES FOUR VOTES: Yes No

WRITTEN DISCLOSURE PER COUNTY CHARTER SECTION 1000.1 REQUIRED

 Yes No

PREVIOUS RELEVANT BOARD ACTIONS:

June 14-23, 2021, Noticed Public Hearing: Budget Hearings: Chief Administrative Officer's Recommended Operational Plan for Fiscal Years 2021-22 & 2022-23

BOARD POLICIES APPLICABLE:

N/A

BOARD POLICY STATEMENTS:

N/A

MANDATORY COMPLIANCE:

N/A

ORACLE AWARD NUMBER(S) AND CONTRACT AND/OR REQUISITION NUMBER(S):

N/A

ORIGINATING DEPARTMENT: Finance and General Government Group Executive Office

OTHER CONCURRENCE(S): N/A

CONTACT PERSON(S):

Ebony N. Shelton
Name
619-531-5413
Phone
Ebony.Shelton@sdcounty.ca.gov
E-mail

Brian M. Hagerty
Name
619-531-5175
Phone
Brian.Hagerty@sdcounty.ca.gov
E-mail

THIS PAGE LEFT INTENTIONALLY BLANK

ADOPTION OF THE BUDGET FOR
THE COUNTY OF SAN DIEGO FOR THE
FISCAL YEAR COMMENCING JULY 1, 2021

WHEREAS, the itemized estimates of anticipated revenues and the recommended expenditures for the Fiscal Year commencing July 1, 2021, required by Article VIII of the Charter of San Diego County and by Chapter 1 of Division 3, Title 3 of the Government Code (Section 29000 and following), were heretofore filed with the Deputy Chief Administrative Officer/Chief Financial Officer and with the Chief Administrative Officer in the time and manner required by the said laws and thereafter the Deputy Chief Administrative Officer/Chief Financial Officer of San Diego County prepared and submitted to this Board the tabulations of said estimates for said fiscal year in the time and manner required by said laws; and

WHEREAS, thereafter the Board received the recommendations of the Chief Administrative Officer; and

WHEREAS, the recommended budget documents were made available on the internet and copies were placed in the office of the Clerk of this Board and there was published in the San Diego Union-Tribune newspaper of general circulation throughout the County of San Diego, notice of their availability and notice of public hearing on the recommended budget of the County of San Diego for the Fiscal Year commencing July 1, 2021, pursuant to Section 29080 of the Government Code; and

WHEREAS, the public hearing on said recommended budget was held as required by law and all taxpayers and other persons who appeared having been heard and there being no requests or applications on file with the Board for further hearings, said hearing was concluded; and

WHEREAS, during and subsequent to said public hearing this Board has made such revisions of, deductions from, and increases or additions to said recommended budget as it deems advisable, all such increases or additions having been recommended either (1) in writing and filed with this Board prior to the conclusion of said hearing; or (2) specifically approved by the Board as provided in Section 29088 of the Government Code, and NOW THEREFORE

IT IS FOUND AND DECLARED that the foregoing statement of facts is true and that all proceedings required by law for the preparation of the budget of the County of San Diego for the Fiscal Year commencing July 1, 2021, have been had and taken.

ACCORDINGLY, IT IS RESOLVED AND ORDERED as provided in Sections 29064, 29088 and 29090 of the Government Code that the budget, including appropriations, as finally determined and incorporated by reference, for the County of San Diego for the Fiscal Year commencing July 1, 2021, is adopted.

APPROVED AS TO FORM AND LEGALITY

DAVID J. SMITH, ACTING COUNTY COUNSEL

BY: Rachel H. Witt, Chief Deputy

PASSED AND ADOPTED by the Board of Supervisors of the County of San Diego,
State of California, this ____ day of _____, 2021.

**ADOPTION OF THE FISCAL YEAR 2021-23 BUDGET FOR THE
IN-HOME SUPPORTIVE SERVICES PUBLIC AUTHORITY
(DISTRICTS: ALL)**

THIS PAGE LEFT INTENTIONALLY BLANK



In-Home Supportive Services Public Authority AGENDA ITEM

GOVERNING BODY

NORA VARGAS
First District

JOEL ANDERSON
Second District

TERRA LAWSON-REMER
Third District

NATHAN FLETCHER
Fourth District

JIM DESMOND
Fifth District

DATE: June 29, 2021

IA01

TO: Public Authority Governing Body

SUBJECT

ADOPTION OF FINAL FISCAL YEAR 2021-22 ADMINISTRATIVE BUDGET FOR THE IN-HOME SUPPORTIVE SERVICES PUBLIC AUTHORITY (DISTRICTS: ALL)

OVERVIEW

On May 26, 2021 (IA01), the Public Authority Governing Body received the recommended County of San Diego (County) In-Home Supportive Services (IHSS) Public Authority's administrative budget of \$37,547,621 for Fiscal Year 2021-22 and set June 14, 2021 as the start date of the public hearings for the budget. Today's action requests adoption of the Fiscal Year 2021-22 final administrative budget for the Public Authority by resolution, which is required by State statute.

The County-operated IHSS program provides in-home assistance to approximately 33,456 low-income, aged, blind, and disabled individuals enabling many to remain safely in their homes thereby reducing the need for more costly placements in nursing homes or other care facilities. Additionally, the IHSS Public Authority provides a number of services to the approximately 29,000 IHSS individual providers including payroll services, funding for health and dental benefits, and provider enrollment including criminal background checks. The IHSS Public Authority also provides registry services to IHSS recipients in need of an Individual Provider. In Fiscal Year 2020-21, the IHSS individual providers performed just under 44 million hours of service for IHSS recipients in San Diego County. In Fiscal Year 2021-22 it is estimated that it could grow to over 49 million hours.

Today's action supports the County's *Live Well San Diego* vision by providing support to low-income, aged, blind, and disabled individuals enabling many to remain safely in their homes.

RECOMMENDATION(S)

EXECUTIVE DIRECTOR/CHIEF ADMINISTRATIVE OFFICER

1. Adopt the resolution entitled: ADOPTION OF FINAL BUDGET FOR THE COUNTY OF SAN DIEGO IN-HOME SUPPORTIVE SERVICES PUBLIC AUTHORITY FOR THE FISCAL YEAR COMMENCING JULY 1, 2021.

SUBJECT: ADOPTION OF FINAL FISCAL YEAR 2021-22 ADMINISTRATIVE BUDGET FOR THE IN-HOME SUPPORTIVE SERVICES PUBLIC AUTHORITY (DISTRICTS: ALL)

EQUITY IMPACT STATEMENT

The In-Home Supportive Services (IHSS) Public Authority provides in-home assistance to eligible aged, blind, and disabled individuals as an alternative to out-of-home care and enables recipients to remain safely in their own homes. They also conduct the California Department of Social Services state-mandated IHSS Provider Orientation which is required for potential IHSS caregivers. The IHSS Public Authority recognizes the systemic impacts that inequitable policies may create for residents of San Diego County. Impacts have historically included outcomes related to racial justice and issues of belonging that are reflected in the programs, services, and resources allocated to communities. To more proportionally serve the community, the IHSS Public Authority will utilize available data from community feedback, including but not limited to customer service satisfaction surveys and training surveys, to propose a framework for developing equitable and transparent strategic action plans and policies. In addition to that, they will also gather input from members of the IHSS Public Authority Advisory Committee in which no less than fifty-one percent (51%) of the membership includes individuals who are current or past users of personal assistance services paid for through public or private funds or as recipients of IHSS. It is anticipated that these actions will have a positive impact on all equity-seeking groups to include, Black, Indigenous, People of color (BIPOC), women, people with disabilities, immigrants, elderly, youth, and the LGBTQ community by identifying and removing barriers for engagement and participation.

FISCAL IMPACT

The recommended action provides spending authority of \$37,547,621 for the In- Home Supportive Services Public Authority for Fiscal Year 2021-22.

BUSINESS IMPACT STATEMENT

N/A

ADVISORY BOARD STATEMENT

The recommended action will be presented as an informational item to the In-Home Supportive Services/Public Authority Advisory Committee at its meeting on July 9, 2021 and to the Aging & Independence Services Advisory Council at its meeting on July 12, 2021.

BACKGROUND

The In-Home Supportive Services (IHSS) Public Authority was established per State mandate to act as Employer of Record for IHSS individual providers and operate a Registry of Providers. The IHSS Public Authority works in partnership with the IHSS program operated by the County of San Diego (County) serving both providers and consumers. The County-operated IHSS program provides in-home assistance to approximately 33,456 low-income, aged, blind, and disabled individuals enabling many to remain safely in their homes and reducing the need for more costly placements in nursing homes or other care facilities. Additionally, the IHSS Public Authority provides a number of services to the approximately 29,000 IHSS individual providers including payroll services, funding for health and dental benefits, and provider enrollment, including criminal background checks. The IHSS Public Authority also provides registry services to IHSS recipients in need of an individual provider.

SUBJECT: ADOPTION OF FINAL FISCAL YEAR 2021-22 ADMINISTRATIVE BUDGET FOR THE IN-HOME SUPPORTIVE SERVICES PUBLIC AUTHORITY (DISTRICTS: ALL)

Today's item submits the IHSS Public Authority's Fiscal Year 2021-22 recommended administrative budget.

Administrative Budget Component	Fiscal Year 2021-22 Recommended Budget	Comments
Salaries & Benefits	\$4,676,168	Increase of \$213,692 due to an increase to salary ranges and payroll taxes, and two additional staff
Services & Supplies	\$3,257,906	Net decrease of \$213,690 to Services & Supplies; \$186,400 decrease due to completion of the IHSS Electronic Visit Verification (EVV) system and \$27,290 savings identified in Services & Supplies.
Health & Dental Benefits for Individual Providers	\$29,613,547	\$2,915,676 increased appropriations to reflect additional program costs related to the increase in health insurance benefit contributions for IHSS individual providers resulting from program growth.
Total	\$37,547,621	

The recommended IHSS Public Authority administrative budget of \$37,547,621 for Fiscal Year 2021-22 represents an increase of 8.4% from the Fiscal Year 2020-21 Adopted Budget of \$34,631,945. This increase is mainly due to increased health benefit contributions for eligible IHSS individual providers. Per the Memorandum of Understanding (MOU) with United Domestic Workers of America (UDWA), of which the Public Authority Governing Body authorized signature on October 10, 2017 (1), the Public Authority's contribution for health benefits is calculated on the number of paid IHSS hours, at \$0.60 per paid hour. The Fiscal Year 2020-21 Adopted Budget for health benefits anticipated 44,496,451 paid IHSS hours. In Fiscal Year 2021-22 providers are projected to deliver 49,355,912 hours of service based on continued program growth.

Pursuant to California Government Code Section 29088, this request recommends the approval of a Resolution to adopt the budget for the County of San Diego In-Home Supportive Services Public Authority for Fiscal Year 2021-22.

SUBJECT: ADOPTION OF FINAL FISCAL YEAR 2021-22 ADMINISTRATIVE BUDGET FOR THE IN-HOME SUPPORTIVE SERVICES PUBLIC AUTHORITY (DISTRICTS: ALL)

LINKAGE TO THE COUNTY OF SAN DIEGO STRATEGIC PLAN

Today's proposed actions support the Building Better Health, Living Safely, and Thriving Initiatives in the County of San Diego's 2021-2026 Strategic Plan and the *Live Well San Diego* vision by providing support to approximately 33,456 low-income, aged, blind, and disabled individuals enabling many to remain safely in their homes.

Respectfully submitted,

A handwritten signature in black ink, appearing to read 'H. N. Meyer', written in a cursive style.

HELEN N. ROBBINS-MEYER
Chief Administrative Officer

ATTACHMENT(S)

Attachment A - Resolution for Adoption of Final Budget for the County of San Diego In-Home Supportive Services Public Authority for the Fiscal Year Commencing July 1, 2021

SUBJECT: ADOPTION OF FINAL FISCAL YEAR 2021-22 ADMINISTRATIVE BUDGET FOR THE IN-HOME SUPPORTIVE SERVICES PUBLIC AUTHORITY (DISTRICTS: ALL)

AGENDA ITEM INFORMATION SHEET

REQUIRES FOUR VOTES: Yes No

WRITTEN DISCLOSURE PER COUNTY CHARTER SECTION 1000.1 REQUIRED

 Yes No

PREVIOUS RELEVANT BOARD ACTIONS:

June 14 and June 16, 2021 (01), Noticed Public Hearing: Budget Hearings: Chief Administrative Officer’s Recommended Operational Plan for Fiscal Years 2021-22 & 2022-23; May 26 and May 27, 2021 (IA01), Chief Administrative Officer Recommended Operational Plan for Fiscal Years 2021-22 & 2022-23 for the County Family of Funds, Enterprise Funds and Internal Service Funds, the County Service Areas, Lighting and Maintenance Districts, Permanent Road Divisions, San Diego County Sanitation District, San Diego County Flood Control District, In-Home Supportive Services Public Authority, San Diego County Fire Protection District and County Successor Agency.

CONTACT PERSON(S):

Thomas Johnson
Name
(619) 731-3706
Phone
thomas.johnson@sdcounty.ca.gov
E-mail

Name

Phone

E-mail

THIS PAGE LEFT INTENTIONALLY BLANK

Resolution No:
Meeting Date: June 29, 2021

ADOPTION OF FINAL BUDGET FOR
THE COUNTY OF SAN DIEGO
IN-HOME SUPPORTIVE SERVICES PUBLIC AUTHORITY
FOR THE FISCAL YEAR COMMENCING JULY 1, 2021

WHEREAS, estimates were prepared and filed and the proposed budget was approved and printed as required by Chapter 1 of Division 3, Title 3 of the Government Code (Section 29000 and following), for the In-Home Supportive Services Public Authority, for which this is the Governing Body; and

WHEREAS, the proposed budget document, attached herein as Exhibit A and incorporated by reference, was printed in pamphlet form in quantities sufficient to supply one copy to each taxpayer requesting same, copies were placed in the Office of the Clerk of the Board and there was published in the Union Tribune, a newspaper of general circulation throughout the County of San Diego, notice of their availability and notice of public hearing on the proposed budget of the hereinabove designated Public Authority for the Fiscal Year commencing July 1, 2021, pursuant to Section 29080 of the Government Code; and

WHEREAS, the public hearing on said proposed budget was held as required by law and all taxpayers and other persons who appeared having been heard and there being no requests or applications on file with the Governing Body for further hearing, said hearing was concluded; and

WHEREAS, during and subsequent to said public hearings this Governing Body has made such revisions of, deductions from and increases or additions to said proposed budget as it deemed advisable, all such increases or additions having been proposed in writing and filed with this Governing Body prior to the conclusion of said hearing.

NOW THEREFORE IT IS FOUND AND DECLARED that the foregoing statement is true and that all proceedings required by law have been taken in connection with the adoption by this Governing Body of the final budget for the Public Authority named above for the Fiscal Year commencing July 1, 2021.

ACCORDINGLY, IT IS RESOLVED AND ORDERED as provided in Sections 29088 and 29089 of the Government Code that the final budget, including appropriations, means of financing and provisions for reserves, for the County of San Diego In-Home Supportive Services Public Authority for the Fiscal Year commencing July 1, 2021 and hereinafter set forth, be and the same is hereby adopted.

APPROVED AS TO FORM AND LEGALITY
COUNTY COUNSEL
BY RAQUEL YOUNG, SENIOR DEPUTY

COUNTY OF SAN DIEGO
IN-HOME SUPPORTIVE SERVICES PUBLIC AUTHORITY
FINAL BUDGET
FISCAL YEAR 2021-2022

DEPARTMENTAL APPROPRIATIONS

BUDGET UNIT	AMOUNT	DEPARTMENT TOTAL
Special Local Agency: In-Home Supportive Services Public Authority 1000 Salaries 2000 Services and Supplies	\$4,676,168 \$32,871,453	\$4,676,168 \$32,871,453
Total In Home Supportive Services Public Authority	\$37,547,621	\$37,547,621

MEANS OF FINANCING

FUND	ESTIMATED REVENUE OTHER THAN TAXATION	ESTIMATED FUND BALANCE AVAILABLE	RESERVES/ DESIGNATIONS DECREASES	SECURED TAXES	UNSECURED TAXES	TOTAL MEANS OF FINANCING
Special Local Agency: In-Home Supportive Services Public Authority	\$37,547,621	\$0	\$0	\$0	\$0	\$37,547,621
Total Funds	\$37,547,621	\$0	\$0	\$0	\$0	\$34,547,621

DETAIL OF PROVISIONS FOR RESERVES

DESCRIPTION	RESERVES/ DESIGNATIONS BALANCE AS OF 6/30/20	AMOUNT MADE AVAILABLE BY CANCELLATION	INCREASE OR NEW RESERVE TO BE PROVIDED IN BUDGET YEAR	TOTAL RESERVES/ DESIGNATIONS FOR BUDGET YEAR
Special Local Agency: In-Home Supportive Services Public Authority 1000 Salaries 2000 Services and Supplies	\$0	\$0	\$0	\$0
Total Funds	\$0	\$0	\$0	\$0

**ADOPTION OF THE FISCAL YEAR 2021-23 BUDGET FOR THE
SAN DIEGO COUNTY FIRE PROTECTION DISTRICT
(DISTRICTS: ALL)**

THIS PAGE LEFT INTENTIONALLY BLANK



San Diego County Fire Protection District

GOVERNING BODY

NORA VARGAS
First District

JOEL ANDERSON
Second District

TERRA LAWSON-REMER
Third District

NATHAN FLETCHER
Fourth District

JIM DESMOND
Fifth District

AGENDA ITEM

DATE: June 29, 2021

FP04

TO: Board of Directors, San Diego County Fire Protection District

SUBJECT

ADOPTION OF THE FISCAL YEAR 2021-22 BUDGET FOR THE SAN DIEGO COUNTY FIRE PROTECTION DISTRICT (DISTRICTS: ALL)

OVERVIEW

Pursuant to California Government Code Section 29088, this request recommends the approval of a Resolution to adopt the budget for the San Diego County Fire Protection District for Fiscal Year 2021-22.

RECOMMENDATION(S)

EXECUTIVE DIRECTOR

1. Approve the CAO Change Letter.
2. Consider Board member Change Letters submitted before the close of the budget hearing, if applicable.
3. Consider change requests submitted after the close of the budget hearing, if applicable. **(4 VOTES)**
4. If written requests to revise the Recommended Budget received prior to the close of hearings do not identify a funding source, continue recommendation 6 to June 30, 2021, if necessary.
5. If requests to revise the Recommended Budget are made after the close of the budget hearing and approved by the Board, continue recommendation 6 to June 30, 2021, if necessary.
6. Adopt a Resolution entitled, ADOPTION OF THE BUDGET FOR SAN DIEGO COUNTY FIRE PROTECTION DISTRICT FOR THE FISCAL YEAR COMMENCING JULY 1, 2021

EQUITY IMPACT STATEMENT

The Operational Plan is a detailed document containing program accomplishments, objectives, and performance measures across four business groups, while seeking appropriation authority for more than \$7 billion in the first fiscal year. This Operational Plan is intended to provide resources to address inequities in County services by engaging community voices, enhancing data analysis to

SUBJECT: ADOPTION OF THE FISCAL YEAR 2021-22 BUDGET FOR THE SAN DIEGO COUNTY FIRE PROTECTION DISTRICT (DISTRICTS: ALL)

identify disparities, developing meaningful outcome indicators, and creating a County government culture of equity, belonging, and racial justice.

FISCAL IMPACT

The recommended action provides spending authority of \$3,201,939 for the San Diego Fire Protection District for Fiscal Year 2021-22.

BUSINESS IMPACT STATEMENT

N/A

ADVISORY BOARD STATEMENT

N/A

BACKGROUND

The recommended action provides spending authority of \$3,201,939 for the San Diego County Fire Protection District for Fiscal Year 2021-22. Any changes filed by the Board of Supervisors and/or motions made to revise the budget recommended for adoption today must be acted on before adoption. If the San Diego County Fire Protection District Board of Directors approves any revisions to the budget recommended for adoption, recommendation 6 will be continued to June 30, 2021 to allow for revisions to the budget resolutions and/or additional recommendations from the CAO to balance the budget.


ENVIRONMENTAL STATEMENT

N/A

LINKAGE TO THE COUNTY OF SAN DIEGO STRATEGIC PLAN

The Operational Plan details each department’s strategic objectives and the resources required to achieve them. The four Strategic Initiatives in the County of San Diego’s 2021-2026 Strategic Plan – Living Safely, Sustainable Environments/Thriving, Building Better Health and Operational Excellence – are reflected throughout the program objectives in the Operational Plan.

Respectfully submitted,



HELEN N. ROBBINS-MEYER
Chief Administrative Officer

SUBJECT: ADOPTION OF THE FISCAL YEAR 2021-22 BUDGET FOR THE SAN DIEGO COUNTY FIRE PROTECTION DISTRICT (DISTRICTS: ALL)

SUBJECT: ADOPTION OF THE FISCAL YEAR 2021-22 BUDGET FOR THE SAN DIEGO COUNTY FIRE PROTECTION DISTRICT (DISTRICTS: ALL)

ATTACHMENT(S)

1. Resolution – Adoption of the Budget for San Diego County Fire Protection District for the Fiscal Year Commencing July 1, 2021
2. CAO Recommended Operational Plan Change Letter Fiscal Years 2021-22 and 2022-23

SUBJECT: ADOPTION OF THE FISCAL YEAR 2021-22 BUDGET FOR THE SAN DIEGO COUNTY FIRE PROTECTION DISTRICT (DISTRICTS: ALL)

AGENDA ITEM INFORMATION SHEET

REQUIRES FOUR VOTES: Yes No

WRITTEN DISCLOSURE PER COUNTY CHARTER SECTION 1000.1 REQUIRED

Yes No

PREVIOUS RELEVANT BOARD ACTIONS:

June 14-23, 2021, Noticed Public Hearing: Budget Hearings: Chief Administrative Officer's Recommended Operational Plan for Fiscal Years 2021-22 & 2022-23

BOARD POLICIES APPLICABLE:

N/A

BOARD POLICY STATEMENTS:

N/A

MANDATORY COMPLIANCE:

N/A

ORACLE AWARD NUMBER(S) AND CONTRACT AND/OR REQUISITION NUMBER(S):

N/A

ORIGINATING DEPARTMENT: Finance and General Government Group Executive Office

OTHER CONCURRENCE(S): N/A

CONTACT PERSON(S):

Ebony N. Shelton
Name
619-531-5413
Phone
Ebony.Shelton@sdcounty.ca.gov
E-mail

Brian M. Hagerty
Name
619-531-5175
Phone
Brian.Hagerty@sdcounty.ca.gov
E-mail

THIS PAGE LEFT INTENTIONALLY BLANK

Resolution No.:

Dated:

ADOPTION OF THE BUDGET FOR
SAN DIEGO COUNTY FIRE PROTECTION DISTRICT
FOR THE FISCAL YEAR COMMENCING JULY 1, 2021

WHEREAS, estimates were prepared and filed for the Fiscal Year commencing July 1, 2021 as required by Chapter 1 of Division 3, Title 3 of the Government Code (Section 29000 and following), for the San Diego County Fire Protection District, for which this Board is the governing body; and

WHEREAS, the recommended budget document was made available on the internet and copies were placed in the Office of the Clerk of the Board and there was published in the San Diego Union-Tribune newspaper of general circulation throughout the County of San Diego, notice of their availability and notice of public hearing on the recommended budget of the hereinabove designated district for the Fiscal Year commencing July 1, 2021, pursuant to Section 29080 of the Government Code; and

WHEREAS, the public hearing on said recommended budget was held as required by law and all taxpayers and other persons who appeared having been heard and there being no requests or applications on file with the Board for further hearing, said hearing was concluded; and

WHEREAS, during and subsequent to said public hearings this Board has made such revision of, deductions from and increases or additions to said recommended budget as it deemed advisable, all such increases or additions having been recommended in writing and filed with this Board prior to the conclusion of said hearing; NOW THEREFORE

IT IS FOUND AND DECLARED that the foregoing statement is true and that all proceedings required by law have been had and taken in connection with the adoption by this Board of the budget for the district named above for the Fiscal Year commencing July 1, 2021.

ACCORDINGLY, IT IS RESOLVED AND ORDERED as provided in Sections 29064, 29088 and 29090 of the Government Code that the budget, including appropriations, as finally determined and incorporated by reference, for the San Diego County Fire Protection District for the Fiscal Year commencing July 1, 2021, is adopted.

APPROVED AS TO FORM AND LEGALITY
DAVID J. SMITH, ACTING COUNTY COUNSEL

BY: Rachel H. Witt, Chief Deputy

PASSED AND ADOPTED by the Board of Directors of the San Diego County Fire Protection District, State of California, County of San Diego, this ____ day of _____, 2021.

**ADOPTION OF THE FISCAL YEAR 2021-23 BUDGET FOR THE
COUNTY SERVICE AREAS, COMMUNITY FACILITIES DISTRICTS,
CERTAIN MAINTENANCE DISTRICTS AND PERMANENT
ROAD DIVISIONS (DISTRICTS: ALL)**

THIS PAGE LEFT INTENTIONALLY BLANK



COUNTY OF SAN DIEGO

AGENDA ITEM

BOARD OF SUPERVISORS

NORA VARGAS
First District

JOEL ANDERSON
Second District

TERRA LAWSON-REMER
Third District

NATHAN FLETCHER
Fourth District

JIM DESMOND
Fifth District

DATE: June 29, 2021

08

TO: Board of Supervisors

SUBJECT

ADOPTION OF THE FISCAL YEAR 2021-22 BUDGET FOR THE COUNTY SERVICE AREAS, COMMUNITY FACILITIES DISTRICTS, CERTAIN MAINTENANCE DISTRICTS AND PERMANENT ROAD DIVISIONS (DISTRICTS: ALL)

OVERVIEW

Pursuant to California Government Code Section 29088, this request recommends the approval of a Resolution to adopt the budget for the County Service Areas, Community Facilities Districts, Certain Maintenance Districts and Permanent Road Divisions for Fiscal Year 2021-22.

RECOMMENDATION(S)

CHIEF ADMINISTRATIVE OFFICER

1. Approve the CAO Change Letter.
2. Consider Board member Change Letters submitted before the close of the budget hearing, if applicable.
3. Consider change requests submitted after the close of the budget hearing, if applicable. **(4 VOTES)**
4. If written requests to revise the Recommended Budget received prior to the close of hearings do not identify a funding source, continue recommendation 6 to June 30, 2021, if necessary.
5. If requests to revise the Recommended Budget are made after the close of the budget hearing and approved by the Board, continue recommendation 6 to June 30, 2021, if necessary.
6. Adopt a Resolution entitled, ADOPTION OF THE BUDGET FOR THE COUNTY SERVICE AREAS, COMMUNITY FACILITIES DISTRICTS, CERTAIN MAINTENANCE DISTRICTS, AND PERMANENT ROAD DIVISIONS OF THE COUNTY OF SAN DIEGO FOR THE FISCAL YEAR COMMENCING JULY 1, 2021

EQUITY IMPACT STATEMENT

The Operational Plan is a detailed document containing program accomplishments, objectives, and performance measures across four business groups, while seeking appropriation authority for more than \$7 billion in the first fiscal year. This Operational Plan is intended to provide resources to

SUBJECT: ADOPTION OF THE FISCAL YEAR 2021-22 BUDGET FOR THE COUNTY SERVICE AREAS, COMMUNITY FACILITIES DISTRICTS, CERTAIN MAINTENANCE DISTRICTS AND PERMANENT ROAD DIVISIONS (DISTRICTS: ALL)

address inequities in County services by engaging community voices, enhancing data analysis to identify disparities, developing meaningful outcome indicators, and creating a County government culture of equity, belonging, and racial justice.

FISCAL IMPACT

The recommended action provides spending authority of \$34,869,855 for the County Service Areas, Community Facilities Districts, Certain Maintenance Districts and Permanent Road Divisions for Fiscal Year 2021-22.

BUSINESS IMPACT STATEMENT

N/A

ADVISORY BOARD STATEMENT

N/A


BACKGROUND

The recommended action provides spending authority of \$34,869,855 for the County Service Areas, Community Facilities Districts, Certain Maintenance Districts and Permanent Road Divisions for Fiscal Year 2021-22. This total includes recommendation from the Chief Administrative Officer (CAO) along with any revisions presented during budget hearings. Any changes filed by the Board of Supervisors and/or motions made to revise the budget recommended for adoption today must be acted on before adoption. If the Board of Supervisors approves any revisions to the budget recommended for adoption, recommendation 6 will be continued to June 30, 2021 to allow for revisions to the budget resolutions and/or additional recommendations from the CAO to balance the budget.

LINKAGE TO THE COUNTY OF SAN DIEGO STRATEGIC PLAN

The Operational Plan details each department’s strategic objectives and the resources required to achieve them. The four Strategic Initiatives in the County of San Diego’s 2021-2026 Strategic Plan – Living Safely, Sustainable Environments/Thriving, Building Better Health and Operational Excellence – are reflected throughout the program objectives in the Operational Plan.

Respectfully submitted,



HELEN N. ROBBINS-MEYER
Chief Administrative Officer

SUBJECT: ADOPTION OF THE FISCAL YEAR 2021-22 BUDGET FOR THE COUNTY SERVICE AREAS, COMMUNITY FACILITIES DISTRICTS, CERTAIN MAINTENANCE DISTRICTS AND PERMANENT ROAD DIVISIONS (DISTRICTS: ALL)

ATTACHMENT(S)

1. Resolution - Adoption of the Budget for the County Service Areas, Community Facilities Districts, Certain Maintenance Districts, and Permanent Road Divisions of the County of San Diego for the Fiscal Year Commencing July 1, 2021
2. CAO Recommended Operational Plan Change Letter Fiscal Years 2021-22 and 2022-23

SUBJECT: ADOPTION OF THE FISCAL YEAR 2021-22 BUDGET FOR THE COUNTY SERVICE AREAS, COMMUNITY FACILITIES DISTRICTS, CERTAIN MAINTENANCE DISTRICTS AND PERMANENT ROAD DIVISIONS (DISTRICTS: ALL)

AGENDA ITEM INFORMATION SHEET

REQUIRES FOUR VOTES: Yes No

WRITTEN DISCLOSURE PER COUNTY CHARTER SECTION 1000.1 REQUIRED

 Yes No

PREVIOUS RELEVANT BOARD ACTIONS:

June 14-23, 2021, Noticed Public Hearing: Budget Hearings: Chief Administrative Officer’s Recommended Operational Plan for Fiscal Years 2021-22 & 2022-23

BOARD POLICIES APPLICABLE:

N/A

BOARD POLICY STATEMENTS:

N/A

MANDATORY COMPLIANCE:

N/A

ORACLE AWARD NUMBER(S) AND CONTRACT AND/OR REQUISITION NUMBER(S):

N/A

ORIGINATING DEPARTMENT: Finance and General Government Group Executive Office

OTHER CONCURRENCE(S): N/A

CONTACT PERSON(S):

Ebony N. Shelton
Name
619-531-5413
Phone
Ebony.Shelton@sdcountry.ca.gov
E-mail

Brian M. Hagerty
Name
619-531-5175
Phone
Brian.Hagerty@sdcountry.ca.gov
E-mail

Resolution No.:

Dated:

ADOPTION OF THE BUDGET FOR THE COUNTY SERVICE AREAS,
COMMUNITY FACILITIES DISTRICTS,
CERTAIN MAINTENANCE DISTRICTS,
AND PERMANENT ROAD DIVISIONS
OF THE COUNTY OF SAN DIEGO FOR THE
FISCAL YEAR COMMENCING JULY 1, 2021

WHEREAS, the itemized estimates of anticipated revenues and recommended expenditures for the Fiscal Year commencing July 1, 2021, required by Chapter 1 of Division 3, Title 3 of the Government Code (Section 29000 and following), were heretofore filed with the Auditor and Controller and with the Chief Administrative Officer in the time and manner required by said laws and thereafter the Auditor and Controller of San Diego County prepared and submitted to this Board the tabulations of said estimates for the several County Service Areas, Community Facilities Districts, Maintenance Districts, and Permanent Road Divisions of the County of San Diego for said fiscal year in the time and manner required by said laws; and

WHEREAS, thereafter the Board received the recommendations of the Chief Administrative Officer; and

WHEREAS, the recommended budget documents were made available on the internet and copies were placed in the office of the Clerk of this Board and there was published in the San Diego Union-Tribune newspaper of general circulation throughout the County of San Diego, notice of their availability and notice of public hearing on the recommended budgets for the Fiscal Year commencing July 1, 2021, pursuant to Section 29080 of the Government Code; and

WHEREAS, the public hearing on said recommended budgets was held as required by law and all taxpayers and other persons who appeared having been heard and there being no requests or applications on file with the Board for further hearings, said hearing was concluded; and

WHEREAS, during and subsequent to said public hearing this Board has made such revisions of, deductions from, and increases or additions to said recommended budgets as it deems advisable, all such increases or additions having been recommended in writing and filed with this Board prior to the conclusion of said hearing; and

WHEREAS, the Chief Administrative Officer has recommended that this Board now adopt this resolution for adoption of the budgets for the hereinafter designated County Service Areas, Community Facilities Districts, Maintenance Districts, and Permanent Road Divisions of the County of San Diego for the Fiscal Year commencing July 1, 2021; NOW THEREFORE

IT IS FOUND AND DECLARED that the foregoing statement of facts is true and that all proceedings required by law for the preparation of the budgets for the Fiscal Year commencing July 1, 2021, for the hereinafter designated County Service Areas, Community Facilities Districts, Maintenance Districts, and Permanent Road Divisions have been had and taken.

ACCORDINGLY, IT IS RESOLVED AND ORDERED as provided in Sections 29064, 29088 and 29090 of the Government Code that the budget, including appropriations, as finally determined and incorporated by reference, for the County Service Areas, Community Facilities Districts, Maintenance Districts, and Permanent Road Divisions of the County of San Diego for the Fiscal Year commencing July 1, 2021, is adopted.

APPROVED AS TO FORM AND LEGALITY
DAVID J. SMITH, ACTING COUNTY COUNSEL

BY: Rachel H. Witt, Chief Deputy

PASSED AND ADOPTED by the Board of Supervisors of the County of San Diego, State of California, this _____ day of _____, 2021.

**ADOPTION OF THE FISCAL YEAR 2021-23 BUDGET FOR THE
SAN DIEGO COUNTY FLOOD CONTROL DISTRICT (DISTRICTS: ALL)**

THIS PAGE LEFT INTENTIONALLY BLANK



San Diego County Flood Control District

AGENDA ITEM

GOVERNING BODY

NORA VARGAS
First District

JOEL ANDERSON
Second District

TERRA LAWSON-REMER
Third District

NATHAN FLETCHER
Fourth District

JIM DESMOND
Fifth District

DATE: June 29, 2021

FL1

TO: Flood Control Board of Directors

SUBJECT

ADOPTION OF THE FISCAL YEAR 2021-22 BUDGET FOR THE SAN DIEGO COUNTY FLOOD CONTROL DISTRICT (DISTRICTS: ALL)

OVERVIEW

Pursuant to California Government Code Section 29088, this request recommends the approval of a Resolution to adopt the budget for the San Diego County Flood Control District for Fiscal Year 2021-22.

RECOMMENDATION(S)

CHIEF ADMINISTRATIVE OFFICER

1. Approve the CAO Change Letter.
2. Consider Board member Change Letters submitted before the close of the budget hearing, if applicable.
3. Consider change requests submitted after the close of the budget hearing, if applicable. **(4 VOTES)**
4. If written requests to revise the Recommended Budget received prior to the close of hearings do not identify a funding source, continue recommendation 6 to June 30, 2021, if necessary.
5. If requests to revise the Recommended Budget are made after the close of the budget hearing and approved by the Board, continue recommendation 6 to June 30, 2021, if necessary.
6. Adopt a Resolution entitled, ADOPTION OF THE BUDGET FOR SAN DIEGO COUNTY FLOOD CONTROL DISTRICT FOR THE FISCAL YEAR COMMENCING JULY 1, 2021

EQUITY IMPACT STATEMENT

The Operational Plan is a detailed document containing program accomplishments, objectives, and performance measures across four business groups, while seeking appropriation authority for more than \$7 billion in the first fiscal year. This Operational Plan is intended to provide resources to address inequities in County services by engaging community voices, enhancing

SUBJECT: ADOPTION OF THE FISCAL YEAR 2021-22 BUDGET FOR THE SAN DIEGO COUNTY FLOOD CONTROL DISTRICT (DISTRICTS: ALL)

data analysis to identify disparities, developing meaningful outcome indicators, and creating a County government culture of equity, belonging, and racial justice.

FISCAL IMPACT

The recommended action provides spending authority of \$7,250,973 for the San Diego County Flood Control District for Fiscal Year 2021-22.

BUSINESS IMPACT STATEMENT

N/A

ADVISORY BOARD STATEMENT

N/A

BACKGROUND

The recommended action provides spending authority of \$7,250,973 for the San Diego County Flood Control District for Fiscal Year 2021-22. Any changes filed by the Board of Supervisors and/or motions made to revise the budget recommended for adoption today must be acted on before adoption. If the Flood Control Board of Directors approves any revisions to the budget recommended for adoption, recommendation 6 will be continued to June 30, 2021 to allow for revisions to the budget resolutions and/or additional recommendations from the CAO to balance the budget.


ENVIRONMENTAL STATEMENT

N/A

LINKAGE TO THE COUNTY OF SAN DIEGO STRATEGIC PLAN

The Operational Plan details each department's strategic objectives and the resources required to achieve them. The four Strategic Initiatives in the County of San Diego's 2021-2026 Strategic Plan – Living Safely, Sustainable Environments/Thriving, Building Better Health and Operational Excellence – are reflected throughout the program objectives in the Operational Plan.

Respectfully submitted,



HELEN N. ROBBINS-MEYER
Chief Administrative Officer

ATTACHMENT(S)

1. Resolution - Adoption of the Budget for San Diego County Flood Control District for the Fiscal Year Commencing July 1, 2021
2. CAO Recommended Operational Plan Change Letter Fiscal Years 2021-22 and 2022-23

SUBJECT: ADOPTION OF THE FISCAL YEAR 2021-22 BUDGET FOR THE SAN DIEGO COUNTY FLOOD CONTROL DISTRICT (DISTRICTS: ALL)

AGENDA ITEM INFORMATION SHEET

REQUIRES FOUR VOTES: Yes No

WRITTEN DISCLOSURE PER COUNTY CHARTER SECTION 1000.1 REQUIRED

Yes No

PREVIOUS RELEVANT BOARD ACTIONS:

June 14-23, 2021, Noticed Public Hearing: Budget Hearings: Chief Administrative Officer's Recommended Operational Plan for Fiscal Years 2021-22 & 2022-23

BOARD POLICIES APPLICABLE:

N/A

BOARD POLICY STATEMENTS:

N/A

MANDATORY COMPLIANCE:

N/A

ORACLE AWARD NUMBER(S) AND CONTRACT AND/OR REQUISITION NUMBER(S):

N/A

ORIGINATING DEPARTMENT: Finance and General Government Group Executive Office

OTHER CONCURRENCE(S): N/A

CONTACT PERSON(S):

Ebony N. Shelton
Name
619-531-5413
Phone
Ebony.Shelton@sdcounty.ca.gov
E-mail

Brian M. Hagerty
Name
619-531-5175
Phone
Brian.Hagerty@sdcounty.ca.gov
E-mail

THIS PAGE LEFT INTENTIONALLY BLANK

Resolution No.:

Dated:

ADOPTION OF THE BUDGET FOR
SAN DIEGO COUNTY FLOOD CONTROL DISTRICT
FOR THE FISCAL YEAR COMMENCING JULY 1, 2021

WHEREAS, estimates were prepared and filed for the Fiscal Year commencing July 1, 2021 as required by Chapter 1 of Division 3, Title 3 of the Government Code (Section 29000 and following), for the San Diego County Flood Control District, for which this Board is the governing body; and

WHEREAS, the recommended budget document was made available on the internet and copies were placed in the Office of the Clerk of the Board and there was published in the San Diego Union-Tribune newspaper of general circulation throughout the County of San Diego, notice of their availability and notice of public hearing on the recommended budget of the hereinabove designated district for the Fiscal Year commencing July 1, 2021, pursuant to Section 29080 of the Government Code; and

WHEREAS, the public hearing on said recommended budget was held as required by law and all taxpayers and other persons who appeared having been heard and there being no requests or applications on file with the Board for further hearing, said hearing was concluded; and

WHEREAS, during and subsequent to said public hearings this Board has made such revision of, deductions from and increases or additions to said recommended budget as it deemed advisable, all such increases or additions having been recommended in writing and filed with this Board prior to the conclusion of said hearing; NOW THEREFORE

IT IS FOUND AND DECLARED that the foregoing statement is true and that all proceedings required by law have been had and taken in connection with the adoption by this Board of the budget for the district named above for the Fiscal Year commencing July 1, 2021.

ACCORDINGLY, IT IS RESOLVED AND ORDERED as provided in Sections 29064, 29088 and 29090 of the Government Code that the budget, including appropriations, as finally determined and incorporated by reference, for the San Diego County Flood Control District for the Fiscal Year commencing July 1, 2021, is adopted.

APPROVED AS TO FORM AND LEGALITY
DAVID J. SMITH, ACTING COUNTY COUNSEL

BY: Rachel H. Witt, Chief Deputy

PASSED AND ADOPTED by the Board of Directors of the San Diego County Flood Control District, State of California, County of San Diego, this ____ day of _____, 2021.

**ADOPTION OF THE FISCAL YEAR 2021-23 BUDGET FOR THE
SAN DIEGO COUNTY SANITATION DISTRICT (DISTRICTS: ALL)**

THIS PAGE LEFT INTENTIONALLY BLANK



San Diego County Sanitation District

GOVERNING BODY

NORA VARGAS
First District

JOEL ANDERSON
Second District

TERRA LAWSON-REMER
Third District

NATHAN FLETCHER
Fourth District

JIM DESMOND
Fifth District

AGENDA ITEM

DATE: June 29, 2021

SA01

TO: Board of Directors, San Diego County Sanitation District

SUBJECT

ADOPTION OF THE FISCAL YEAR 2021-22 BUDGET FOR THE SAN DIEGO COUNTY SANITATION DISTRICT (DISTRICTS: ALL)

OVERVIEW

Pursuant to California Government Code Section 29088, this request recommends the approval of a Resolution to adopt the budget for the San Diego County Sanitation District for Fiscal Year 2021-22.

RECOMMENDATION(S)

CHIEF ADMINISTRATIVE OFFICER

1. Approve the CAO Change Letter.
2. Consider Board member Change Letters submitted before the close of the budget hearing, if applicable.
3. Consider change requests submitted after the close of the budget hearing, if applicable. **(4 VOTES)**
4. If written requests to revise the Recommended Budget received prior to the close of hearings do not identify a funding source, continue recommendation 6 to June 30, 2021, if necessary.
5. If requests to revise the Recommended Budget are made after the close of the budget hearing and approved by the Board, continue recommendation 6 to June 30, 2021, if necessary.
6. Adopt a Resolution entitled, ADOPTION OF THE BUDGET FOR SAN DIEGO COUNTY SANITATION DISTRICT FOR THE FISCAL YEAR COMMENCING JULY 1, 2021

EQUITY IMPACT STATEMENT

The Operational Plan is a detailed document containing program accomplishments, objectives, and performance measures across four business groups, while seeking appropriation authority for more than \$7 billion in the first fiscal year. This Operational Plan is intended to provide resources to address inequities in County services by engaging community voices, enhancing

SUBJECT: ADOPTION OF THE FISCAL YEAR 2021-22 BUDGET FOR THE SAN DIEGO COUNTY SANITATION DISTRICT (DISTRICTS: ALL)

data analysis to identify disparities, developing meaningful outcome indicators, and creating a County government culture of equity, belonging, and racial justice.

FISCAL IMPACT

The recommended action provides spending authority of \$58,776,906 for the San Diego Sanitation District for Fiscal Year 2021-22.

BUSINESS IMPACT STATEMENT

N/A

ADVISORY BOARD STATEMENT

N/A

BACKGROUND

The recommended action provides spending authority of \$58,776,906 for the San Diego County Sanitation District for Fiscal Year 2021-22. Any changes filed by the Board of Supervisors and/or motions made to revise the budget recommended for adoption today must be acted on before adoption. If the San Diego County Sanitation District Board of Directors approves any revisions to the budget recommended for adoption, recommendation 6 will be continued to June 30, 2021 to allow for revisions to the budget resolutions and/or additional recommendations from the CAO to balance the budget.


ENVIRONMENTAL STATEMENT

N/A

LINKAGE TO THE COUNTY OF SAN DIEGO STRATEGIC PLAN

The Operational Plan details each department's strategic objectives and the resources required to achieve them. The four Strategic Initiatives in the County of San Diego's 2021-2026 Strategic Plan – Living Safely, Sustainable Environments/Thriving, Building Better Health and Operational Excellence – are reflected throughout the program objectives in the Operational Plan.

Respectfully submitted,



HELEN N. ROBBINS-MEYER
Chief Administrative Officer

ATTACHMENT(S)

1. Resolution – Adoption of the Budget for San Diego County Sanitation District for the Fiscal Year Commencing July 1, 2021
2. CAO Recommended Operational Plan Change Letter Fiscal Years 2021-22 and 2022-23

SUBJECT: ADOPTION OF THE FISCAL YEAR 2021-22 BUDGET FOR THE SAN DIEGO COUNTY SANITATION DISTRICT (DISTRICTS: ALL)

AGENDA ITEM INFORMATION SHEET

REQUIRES FOUR VOTES: Yes No

WRITTEN DISCLOSURE PER COUNTY CHARTER SECTION 1000.1 REQUIRED

Yes No

PREVIOUS RELEVANT BOARD ACTIONS:

June 14-23, 2021, Noticed Public Hearing: Budget Hearings: Chief Administrative Officer's Recommended Operational Plan for Fiscal Years 2021-22 & 2022-23

BOARD POLICIES APPLICABLE:

N/A

BOARD POLICY STATEMENTS:

N/A

MANDATORY COMPLIANCE:

N/A

ORACLE AWARD NUMBER(S) AND CONTRACT AND/OR REQUISITION NUMBER(S):

N/A

ORIGINATING DEPARTMENT: Finance and General Government Group Executive Office

OTHER CONCURRENCE(S): N/A

CONTACT PERSON(S):

Ebony N. Shelton
Name
619-531-5413
Phone
Ebony.Shelton@sdcounty.ca.gov
E-mail

Brian M. Hagerty
Name
619-531-5175
Phone
Brian.Hagerty@sdcounty.ca.gov
E-mail

THIS PAGE LEFT INTENTIONALLY BLANK

Resolution No.:

Dated:

ADOPTION OF THE BUDGET FOR
SAN DIEGO COUNTY SANITATION DISTRICT FOR THE FISCAL
YEAR COMMENCING JULY 1, 2021

WHEREAS, estimates were prepared and filed for the Fiscal Year commencing July 1, 2021 as required by Chapter 1 of Division 3 , Title 3 of the Government Code (Section 29000 and following), for the San Diego County Sanitation District for which this Board is the governing body; and

WHEREAS, the recommended budget was made available on the internet and copies were placed in the Office of the Clerk of this Board and there was published in the San Diego Union-Tribune newspaper of general circulation throughout the County of San Diego, notice of their availability and notice of public hearing on the recommended budget of the hereinabove designated district for the Fiscal Year commencing July 1, 2021, pursuant to Section 29080 of the Government Code; and

WHEREAS, the public hearing on said recommended budget was held as required by law and all taxpayers and other persons who appeared having been heard and there being no requests or applications on file with the Board for further hearings, said hearing was concluded; and

WHEREAS, during and subsequent to said public hearings this Board has made such revisions of, deductions from and increases or additions to said recommended budget as it deemed advisable, all such increases or additions having been recommended in writing and filed with this Board prior to the conclusion of said hearings; NOW THEREFORE

IT IS FOUND AND DECLARED that the foregoing statement is true and that all proceedings required by law have been had and taken in connection with the adoption by this Board of the budget for the district named above for the Fiscal Year commencing July 1, 2021.

ACCORDINGLY, IT IS RESOLVED AND ORDERED as provided in Sections 29064, 29088 and 29090 of the Government Code that the budget, including appropriations, as finally determined and incorporated by reference, for the San Diego County Sanitation District for the Fiscal Year commencing July 1, 2021, is adopted.

APPROVED AS TO FORM AND LEGALITY
DAVID J. SMITH, ACTING COUNTY COUNSEL

BY: Rachel H. Witt, Chief Deputy

PASSED AND ADOPTED by the Board of Directors of the hereinabove designated Sanitation District, State of California, County of San Diego, this ____ day of _____, 2021.

**ADOPTION OF THE FISCAL YEAR 2021-23 BUDGET FOR THE
COUNTY SUCCESSOR AGENCY OF THE COUNTY OF SAN DIEGO
(DISTRICTS: ALL)**

THIS PAGE LEFT INTENTIONALLY BLANK



**COUNTY OF SAN DIEGO
SUCCESSOR AGENCY TO THE
COUNTY OF SAN DIEGO
REDEVELOPMENT AGENCY**

BOARD OF DIRECTORS

NORA VARGAS
First District

JOEL ANDERSON
Second District

TERRA LAWSON-REMER
Third District

NATHAN FLETCHER
Fourth District

JIM DESMOND
Fifth District

AGENDA ITEM

DATE: June 29, 2021

SR01

TO: Board of Directors

SUBJECT

ADOPTION OF THE FISCAL YEAR 2021-22 BUDGET FOR THE COUNTY OF SAN DIEGO SUCCESSOR AGENCY TO THE COUNTY OF SAN DIEGO REDEVELOPMENT AGENCY (DISTRICTS: ALL)

OVERVIEW

Pursuant to California Government Code Section 29088, this request recommends the approval of a Resolution to adopt the budget for the County of San Diego Successor Agency to the County of San Diego Redevelopment Agency for Fiscal Year 2021-22.

RECOMMENDATION(S)

CHIEF ADMINISTRATIVE OFFICER

1. Approve the CAO Change Letter.
2. Consider Board member Change Letters submitted before the close of the budget hearing, if applicable.
3. Consider change requests submitted after the close of the budget hearing, if applicable. **(4 VOTES)**
4. If written requests to revise the Recommended Budget received prior to the close of hearings do not identify a funding source, continue recommendation 6 to June 30, 2021, if necessary.
5. If requests to revise the Recommended Budget are made after the close of the budget hearing and approved by the Board, continue recommendation 6 to June 30, 2021, if necessary.
6. Adopt a Resolution entitled, ADOPTION OF THE BUDGET FOR THE COUNTY OF SAN DIEGO SUCCESSOR AGENCY TO THE COUNTY OF SAN DIEGO REDEVELOPMENT AGENCY FOR THE FISCAL YEAR COMMENCING JULY 1, 2021

SUBJECT: ADOPTION OF THE FISCAL YEAR 2021-22 BUDGET FOR THE COUNTY OF SAN DIEGO SUCCESSOR AGENCY TO THE COUNTY OF SAN DIEGO REDEVELOPMENT AGENCY (DISTRICTS: ALL)

EQUITY IMPACT STATEMENT

The Operational Plan is a detailed document containing program accomplishments, objectives, and performance measures across four business groups, while seeking appropriation authority for more than \$7 billion in the first fiscal year. This Operational Plan is intended to provide resources to address inequities in County services by engaging community voices, enhancing data analysis to identify disparities, developing meaningful outcome indicators, and creating a County government culture of equity, belonging, and racial justice.

FISCAL IMPACT

The recommended action provides spending authority of \$7,781,448 for the County of San Diego Successor Agency for Fiscal Year 2021-22.

BUSINESS IMPACT STATEMENT

N/A

ADVISORY BOARD STATEMENT

N/A


BACKGROUND

The recommended action provides spending authority of \$7,781,448 for the County of San Diego Successor Agency for Fiscal Year 2021-22. Any changes filed by the Board of Supervisors and/or motions made to revise the budget recommended for adoption today must be acted on before adoption. If the County of San Diego Successor Agency Board of Directors approves any revisions to the budget recommended for adoption, recommendation 6 will be continued to June 30, 2021 to allow for revisions to the budget resolutions and/or additional recommendations from the CAO to balance the budget.

LINKAGE TO THE COUNTY OF SAN DIEGO STRATEGIC PLAN

The Operational Plan details each department’s strategic objectives and the resources required to achieve them. The four Strategic Initiatives in the County of San Diego’s 2021-2026 Strategic Plan – Living Safely, Sustainable Environments/Thriving, Building Better Health and Operational Excellence – are reflected throughout the program objectives in the Operational Plan.

Respectfully submitted,



HELEN N. ROBBINS-MEYER
Chief Administrative Officer

SUBJECT: ADOPTION OF THE FISCAL YEAR 2021-22 BUDGET FOR THE COUNTY OF SAN DIEGO SUCCESSOR AGENCY TO THE COUNTY OF SAN DIEGO REDEVELOPMENT AGENCY (DISTRICTS: ALL)

ATTACHMENT(S)

1. Resolution – Adoption of the Budget for the County of San Diego Successor Agency to the County of San Diego Redevelopment Agency for the Fiscal Year Commencing July 1, 2021
2. CAO Recommended Operational Plan Change Letter Fiscal Years 2021-22 and 2022-23

SUBJECT: ADOPTION OF THE FISCAL YEAR 2021-22 BUDGET FOR THE COUNTY OF SAN DIEGO SUCCESSOR AGENCY TO THE COUNTY OF SAN DIEGO REDEVELOPMENT AGENCY (DISTRICTS: ALL)

AGENDA ITEM INFORMATION SHEET

REQUIRES FOUR VOTES: Yes No

WRITTEN DISCLOSURE PER COUNTY CHARTER SECTION 1000.1 REQUIRED

 Yes No

PREVIOUS RELEVANT BOARD ACTIONS:

June 14-23, 2021, Noticed Public Hearing: Budget Hearings: Chief Administrative Officer's Recommended Operational Plan for Fiscal Years 2021-22 & 2022-23

BOARD POLICIES APPLICABLE:

N/A

BOARD POLICY STATEMENTS:

N/A

MANDATORY COMPLIANCE:

N/A

ORACLE AWARD NUMBER(S) AND CONTRACT AND/OR REQUISITION NUMBER(S):

N/A

ORIGINATING DEPARTMENT: Finance and General Government Group Executive Office

OTHER CONCURRENCE(S): N/A

CONTACT PERSON(S):

Ebony N. Shelton
Name
619-531-5413
Phone
Ebony.Shelton@sdcounty.ca.gov
E-mail

Brian M. Hagerty
Name
619-531-5175
Phone
Brian.Hagerty@sdcounty.ca.gov
E-mail

Resolution No.:

Dated:

ADOPTION OF THE BUDGET FOR
THE COUNTY OF SAN DIEGO SUCCESSOR AGENCY TO
THE COUNTY OF SAN DIEGO REDEVELOPMENT AGENCY
FOR THE FISCAL YEAR COMMENCING JULY 1, 2021

WHEREAS, estimates were prepared and filed and the recommended budget was presented to the County Successor Agency; and

WHEREAS, the recommended budget documents were made available on the internet and copies were placed in the Office of the Clerk of this Board and there was published in the San Diego Union-Tribune newspaper of general circulation throughout the County of San Diego, notice of their availability and notice of public hearing on the recommended budget of the hereinabove designated agencies for the Fiscal Year commencing July 1, 2021; and

WHEREAS, the public hearing on said recommended budget was held and all taxpayers and other persons who appeared having been heard and there being no requests or applications on file with the Board for further hearings, said hearing was concluded; and

WHEREAS, during and subsequent to said public hearings this Board has made such revisions of, deductions from and increases or additions to said recommended budget as it deemed advisable, all such increases or additions having been recommended in writing and filed with this Board prior to the conclusion of said hearings; NOW THEREFORE

IT IS FOUND AND DECLARED that the foregoing statement is true and that all proceedings required by law have been had and taken in connection with the adoption by this Board of the budget for the County Successor Agency named above for the Fiscal Year commencing July 1, 2021.

ACCORDINGLY, IT IS RESOLVED AND ORDERED as provided in Sections 29064, 29088 and 29090 of the Government Code that the budget, including appropriations, as finally determined and incorporated by reference for the County Successor Agency of the County of San Diego for the Fiscal Year commencing July 1, 2021, is adopted.

APPROVED AS TO FORM AND LEGALITY
DAVID J. SMITH, ACTING COUNTY COUNSEL

BY: Rachel H. Witt, Chief Deputy

PASSED AND ADOPTED by the Board of Directors of the hereinabove designated Agency,
State of California, County of San Diego, this _____ day of _____, 2021.

**CAO RECOMMENDED OPERATIONAL PLAN CHANGE LETTER
FISCAL YEARS 2021–22 AND 2022–23**

THIS PAGE LEFT INTENTIONALLY BLANK



Table of Contents

<i>County of San Diego</i>	Budget at a Glance	3
	Summary of Changes	10
<i>Public Safety Group Changes</i>	Public Safety Group Summary & Executive Office	21
	District Attorney	27
	Sheriff	31
	Animal Services	35
	Child Support Services	37
	Office of Emergency Services	41
	Medical Examiner	43
	Probation	45
	Public Defender	49
	San Diego County Fire	53
<i>Health and Human Services Agency Changes</i>	Health and Human Services Agency Summary	59
	Self-Sufficiency Services	65
	Aging & Independence Services	69
	Behavioral Health Services	73
	Child Welfare Services	77
	Public Health Services	81
	Administrative Support	85
	Housing & Community Development Services	89
	Homeless Solutions and Equitable Communities	93
	County Successor Agency	97
<i>Land Use and Environment Group Changes</i>	Land Use and Environment Group Summary & Executive Office	101
	Agriculture, Weights and Measures	107
	Air Pollution Control District	111
	County Library	115
	Department Environmental Health and Quality	119
	Parks and Recreation	123
	Planning and Development Services	127
	Public Works	131
	University of California Cooperative Extension	135
<i>Finance and General Government Group Changes</i>	Finance and General Government Group Summary & Executive Office	139
	Board of Supervisors	145
	Assessor/Recorder/County Clerk	149
	Treasurer-Tax Collector	153
	Chief Administrative Office	157
	Auditor and Controller	161
	County Communications Office	165
	County Technology Office	167
	Civil Service Commission	169
	Clerk of the Board of Supervisors	171
	County Counsel	173
	General Services	175
	Grand Jury	179
	Human Resources	181
	Office of Evaluation, Performance and Analytics	183



	Purchasing and Contracting	185
	Registrar of Voters	189
	Citizens' Law Enforcement Review Board	191
<i>Capital Program Changes</i>	Capital Program Summary	195
	Capital Program Changes by Fund	198
<i>Finance Other Changes</i>	Finance Other Summary	203
<i>Appendix A: Changes by Fund</i>	General Fund	209
	Public Safety Prop 172 Special Revenue	210
	CSA 17 San Dieguito Ambulance	211
	CSA 69 Heartland Paramedic	211
	SD County Fire Protection Dist.	212
	SDCFPD Mt Laguna	213
	SDCFPD Palomar	213
	SDCFPD Descanso	213
	SDCFPD Dulzura	214
	SDCFPD Tecate	214
	SDCFPD Potrero	215
	SDCFPD Jacumba	215
	SDCFPD Rural West	215
	SDCFPD Yuima	216
	SDCFPD Julian	216
	CSA 135 Mt Laguna Fire/Medical SRV ZN	217
	CSA 135 Palomar Mt Fire/Medical SRV ZN	217
	CSA 135 San Pasqual Fire/Medical SRV ZN	218
	CSA 135 Descanso Fire/Medical SRV ZN	218
	CSA 135 Dulzura Fire/Medical SRV ZN	219
	CSA 135 Tecate Fire/Medical SRV ZN	219
	CSA 135 Potrero Fire/Medical SRV ZN	220
	CSA 135 Jacumba Fire/Medical SRV ZN	220
	CSA 135 Rural West Fire/Medical SRV ZN	221
	CSA 135 Yuima Fire Med SRV ZN	221
	CSA 135 Julian Fire Med SRV ZN	222
	CSA 135 Fire Authority Fire Protection / EMS.	222
	County Service Area 17	223
	County Service Area 69	224
	CSA 135 CFD 04-01 Special Tax A	224
	CSA 135 EOM CFD 09-01 Special Tax A	225
	CSA 135 EOM CFD 09-01 Special Tax B	225
	SDCFPD CFD 04-01 Special Tax A	226
	SDCFPD EOM CFD 09-01 Special Tax A	226
	SDCFPD EOM CFD 09-01 Special Tax B	226
	Capital Outlay Fund	227
	SHF Jail Stores Commissary Enterprise	228
	Purchasing Internal Service Fund	228
	Criminal Justice Facility	229

County of San Diego

Budget at a Glance	3
.....	
Summary of Changes	10
.....	

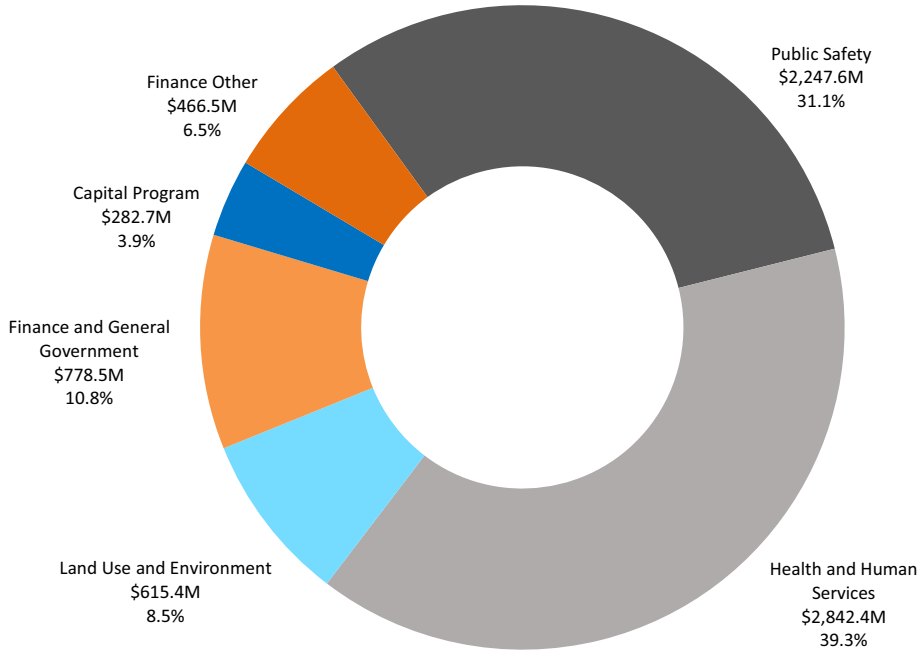
THIS PAGE LEFT INTENTIONALLY BLANK



Budget at a Glance

Revised Recommended Budget by Functional Area: All Funds

Total Revised Recommended Budget: \$7.23 billion



Revised Recommended Budget by Functional Area: All Funds (in millions)

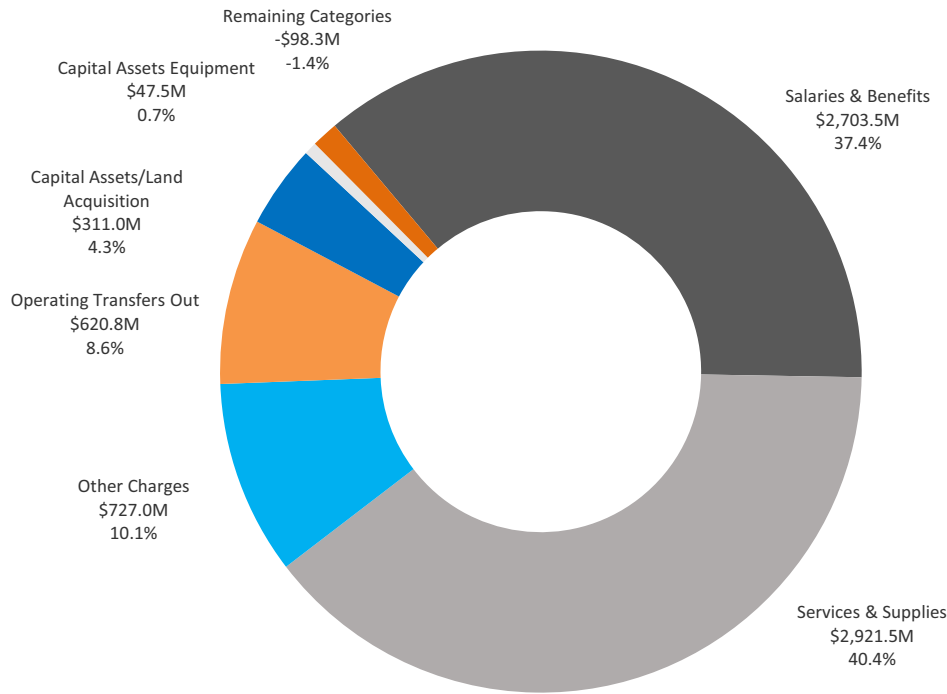
	Fiscal Year 2020-21 Adopted Budget	Fiscal Year 2021-22 Recommended Budget	Fiscal Year 2021-22 Change	Fiscal Year 2021-22 Revised Budget	Fiscal Year 2022-23 Recommended Budget	Fiscal Year 2022-23 Change	Fiscal Year 2022-23 Revised Budget
Public Safety	\$ 2,047.0	\$ 2,194.1	\$ 53.4	\$ 2,247.6	\$ 2,187.7	\$ 40.0	\$ 2,227.6
Health and Human Services	2,532.9	2,744.2	98.1	2,842.4	2,466.4	50.7	2,517.1
Land Use and Environment*	650.1	611.2	4.2	615.4	533.9	2.0	535.9
Finance and General Government	776.4	768.9	9.6	778.5	735.8	8.2	744.0
Capital Program	129.7	279.6	3.1	282.7	8.8	0.0	8.8
Finance Other	415.8	434.0	32.5	466.5	413.5	0.0	413.5
Total	\$ 6,551.9	\$ 7,032.1	\$ 200.9	\$ 7,233.0	\$ 6,346.1	\$ 100.9	\$ 6,446.9

*The overall decrease of appropriations in LUEG in the CAO Recommended Operational Plan includes the Air Pollution Control District transition from LUEG to an independent agency, removing its budget (\$80.1 million) from LUEG. Adjusted to exclude this transition, the LUEG Fiscal Year 2021-22 Revised Budget increases by 8.0% or \$45.4 million when compared to the Fiscal Year 2020-21 Adopted Budget.

Appropriations total \$7.23 billion in the CAO Revised Recommended Budget for Fiscal Year 2021–22. This is an increase of \$200.9 million or 2.9% for Fiscal Year 2021–22 from the CAO Recommended Budget and an increase of \$681.1 million or 10.4% from the Fiscal Year 2020–21 Adopted Budget. Looking at the Operational Plan by Group/Agency, there are appropriation increases from the CAO Recommended Budget in all County business groups to respond to community voices and to build upon the new Framework for the Future established by the Board of Supervisors to prioritize resources building upon equity, social and environmental justice, sustainability and economic opportunity.

Revised Recommended Budget by Categories of Expenditures: All Funds

Total Revised Recommended Budget: \$7.23 billion



Revised Recommended Budget by Categories of Expenditures: All Funds (in millions)

	Fiscal Year 2020-21 Adopted Budget	Fiscal Year 2021-22 Recommended Budget	Fiscal Year 2021-22 Change	Fiscal Year 2021-22 Revised Budget	Fiscal Year 2022-23 Recommended Budget	Fiscal Year 2022-23 Change	Fiscal Year 2022-23 Revised Budget
Salaries & Benefits	\$ 2,510.2	\$ 2,657.3	\$ 46.2	\$ 2,703.5	\$ 2,693.5	\$ 47.1	\$ 2,740.6
Services & Supplies	2,666.2	2,792.4	129.2	2,921.5	2,367.8	39.0	2,406.8
Other Charges	759.1	721.0	6.0	727.0	713.6	0.0	713.6
Operating Transfers Out	529.9	621.3	(0.5)	620.8	432.7	0.0	432.7
Capital Assets/Land Acquisition	143.0	307.9	3.1	311.0	156.5	0.0	156.5
Capital Assets Equipment	39.4	25.1	22.4	47.5	18.3	13.6	31.8
Remaining Categories							
<i>Capital assets Software</i>	0.0	0.1	0.0	0.1	0.1	0.0	0.1
<i>Fund Balance Component Increases</i>	0.0	0.1	0.0	0.0	0.0	0.0	0.0
<i>Management Reserves</i>	14.5	0.0	0.0	0.0	0.0	0.0	0.0
<i>Contingency Reserves</i>	0.0	0.0	0.0	0.0	0.0	0.0	0.0
<i>Expenditure Transfer & Reimbursements</i>	(110.3)	(92.9)	(5.5)	(98.3)	(36.4)	1.2	(35.2)
Total	\$ 6,551.9	\$ 7,032.1	\$ 200.9	\$ 7,233.0	\$ 6,346.1	\$ 100.9	\$ 6,446.9

Note: In the chart and table, the sum of individual amounts may not total due to rounding.

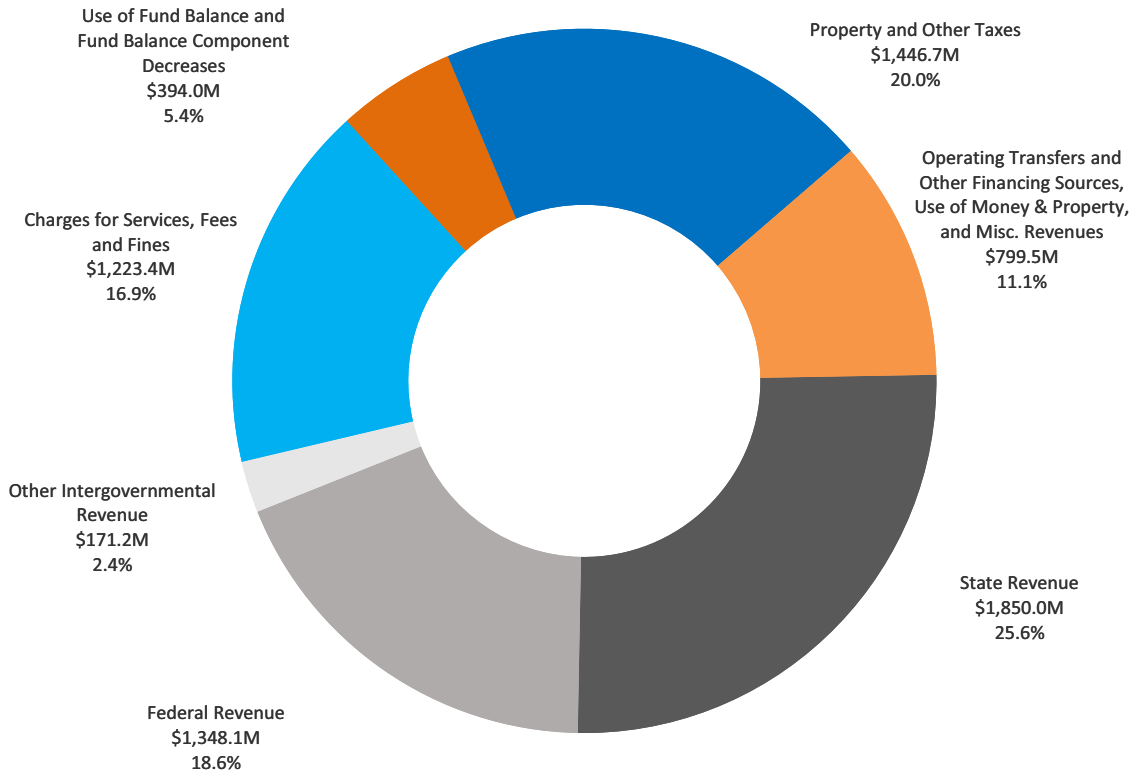


The CAO Revised Recommended Budget overall increase is primarily due to increases in Services & Supplies of \$129.2 million to prepare and prevent future infectious diseases; expand funding for affordable housing; address health equity; expand mobile crisis response teams; support the new Office of Immigrant and Refugee Affairs, Office of Environmental and Climate Justice, Office of Evaluation Performance and Analytics and Office of Labor Standards and Enforcement; continue Emergency Medical Services due to a transfer from HHSA to PSG; include additional fire apparatus engineers to increase response capabilities; establish a toxicology program in the Sheriff’s Department; support Medication Assisted Treatment (MAT) services startup costs; study the capacity for recycling facilities; add microtrenching and conduit along State Route 67; develop agricultural and residential ordinances; increase water quality monitoring and testing in South County; explore public banking options; improve youth workforce development; as well as various rebudgets in multiple departments. Salaries & Benefits are also increasing by \$46.2 million, consistent with the Revised Recommended Staffing changes as noted below. Capital Assets/Equipment are increasing by \$22.4 million to prepare for and prevent future infectious diseases and purchase toxicology program instrumentation. Other Charges are increasing by \$6.0 million to provide teleworking stipends to eligible County employees. Capital Assets/Land Acquisition are increasing by \$3.1 million to support the Valley Center Senior Center, Lindo Lake Improvements, Fallbrook Local Park, and Lamar Park Parking Lot Improvement projects. Additional changes to the budget are driven by internal operating transfers and expenditure transfers between budget units and funds.



Revised Recommended Budget by Categories of Revenues: All Funds

Total Revised Recommended Budget: \$7.23 billion



Revised Recommended Budget by Categories of Revenues: All Funds (in millions)

	Fiscal Year 2020-21 Adopted Budget	Fiscal Year 2021-22 Recommended Budget	Fiscal Year 2021-22 Change	Fiscal Year 2021-22 Revised Budget	Fiscal Year 2022-23 Recommended Budget	Fiscal Year 2022-23 Change	Fiscal Year 2022-23 Revised Budget
State Revenue	\$ 1,788.3	\$ 1,841.2	\$ 8.8	\$ 1,850.0	\$ 1,873.2	\$ 4.8	\$ 1,878.0
Property and Other Taxes	1,348.9	1,446.7	0.0	1,446.7	1,482.1	0.0	1,482.1
Charges for Services, Fees and Fines	1,177.2	1,233.3	(9.8)	1,223.4	1,208.7	2.2	1,210.9
Federal Revenue	1,036.5	1,234.5	113.6	1,348.1	948.2	72.5	1,020.7
Operating Transfers and Other Financing Sources, Use of Money & Property, and Misc. Revenues	636.2	777.4	22.1	799.5	490.2	(2.5)	487.7
Use of Fund Balance/ Fund Balance Component Decreases	421.0	327.9	66.1	394.0	167.0	23.8	190.7
Other Intergovernmental Revenue	143.8	171.2	0.0	171.2	176.8	0.0	176.8
Total	\$ 6,551.9	\$ 7,032.1	\$ 200.9	\$ 7,233.0	\$ 6,346.1	\$ 100.9	\$ 6,446.9

Note: In the chart and table, the sum of individual amounts may not total due to rounding.





For Fiscal Year 2021–22, the combination of State Revenue (\$1.9 billion), Federal Revenue (\$1.3 billion) and Other Intergovernmental Revenue (\$171.2 million) supplies 46.6% of the funding sources for the County's budget. These Intergovernmental Revenues represent the most significant changes. Together, they increased by \$122.4 million from the CAO Recommended Budget. Federal revenues increased by \$113.6 million primarily due to increased federal funding to prevent and prepare for future infectious diseases and capital projects. Federal revenues also increased due to American Rescue Plan Act (ARPA) funding in the Revised Recommended Budget for fee waivers in LUEG departments; staff support for the administration and monitoring of ARPA funds; and to fund new County departments and capital projects. State revenues increased by \$8.8 million primarily due to changes in projected sales tax receipts and vehicle license fees which impact Realignment revenues that support HHSA and PSG operations. Additional State revenues were received for a grant tied to establishing a toxicology program and for San Diego River Conservancy and Proposition 8 grants to fund the Lindo Lakes Improvements project. Other Intergovernmental Revenues and Property and Other Taxes remained flat compared to the CAO Recommended Budget.

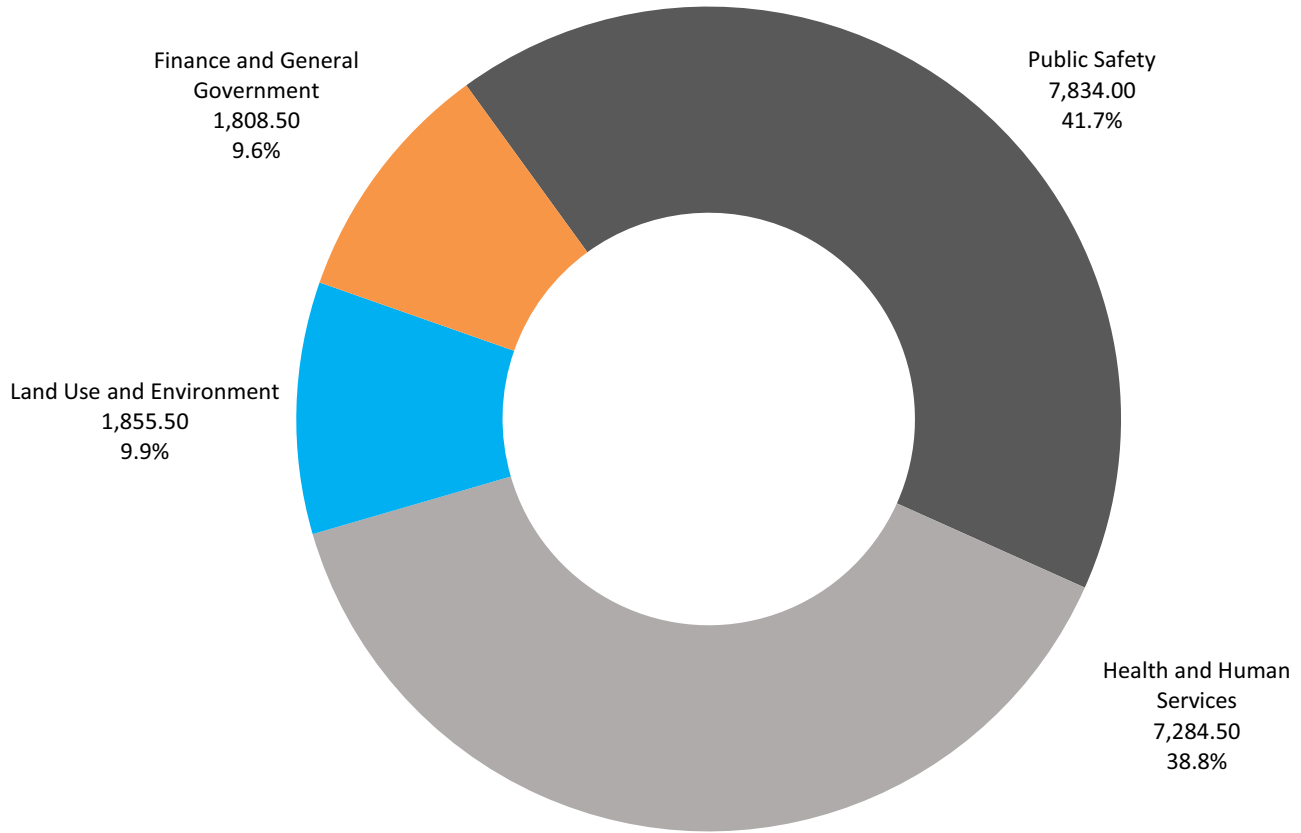
Approximately 16.9% (\$1.2 billion) of the County budget comes from Charges for Current Services and Fees and Fines, and in the Revised Recommended Budget this is a decrease of \$9.8 million due to contracted service level adjustments in the Sheriff's Department and due to a change in funding source from fees to ARPA in LUEG departments. Operating Transfers and Other Financing Sources, Use of Money & Property, and Miscellaneous Revenues are increasing by \$22.1 million due to the elimination of phone time sales revenue which is partially offset by various Sheriff's Department IT rebudgets; and increased funding for the Innovative Housing Trust Fund.

Finally, Use of Fund Balance/Fund Balance Component Decreases are increasing by \$66.1 million in all County funds including \$63.9 million in the County's General Fund; the \$2.2 million increase in other County funds is due to rebudgets in the Public Safety Executive Office and to support the Service Delivery Framework for staff increases in the Department of Purchasing and Contracting. The increase of \$63.9 million in the use of unassigned General Fund fund balance is due to MAT startup costs; legal representation for detained immigrants; additional fire apparatus engineers to increase response capabilities; to support the new Homeless Solutions and Equitable Communities department, including the Office of Immigrant and Refugee Affairs; to fund a tribal liaison position; to waive LUEG fees and develop agricultural and residential ordinances; to study the capacity for recycling facilities; add microtrenching and conduit along State Route 67; to support new County departments and capital projects; to fund teleworking stipends for eligible County employees; and to expand funding for affordable housing.



Revised Recommended Staffing by Group/Agency: All Funds

Total Revised Recommended Staffing: 18,782.50



Revised Recommended Staffing by Group/Agency (staff years ¹)							
	Fiscal Year 2020-21 Adopted Budget	Fiscal Year 2021-22 Recommended Budget	Fiscal Year 2021-22 Change	Fiscal Year 2021-22 Revised Budget	Fiscal Year 2022-23 Recommended Budget	Fiscal Year 2022-23 Change	Fiscal Year 2022-23 Revised Budget
Public Safety	7,470.00	7,743.00	91.00	7,834.00	7,797.00	91.00	7,888.00
Health and Human Services	6,772.50	7,083.50	201.00	7,284.50	7,083.50	201.00	7,284.50
Land Use and Environment*	1,956.50	1,848.25	7.25	1,855.50	1,848.25	7.25	1,855.50
Finance and General Government	1,754.50	1,775.50	33.00	1,808.50	1,775.50	33.00	1,808.50
Total	17,953.50	18,450.25	332.25	18,782.50	18,504.25	332.25	18,836.50

¹A staff year in the Operational Plan context equates to one permanent employee working full-time for one year.

*The overall decrease of staffing in LUEG in the CAO Recommended Operational Plan includes the Air Pollution Control District transition from LUEG to an independent agency, removing its staffing (164.00) from LUEG. Adjusted to exclude this transition, LUEG staffing increases by 3.5% or 63.00 FTEs when compared to the Fiscal Year 2020-21 Adopted Budget.



Total staff years for Fiscal Year 2021–22 in the Revised Recommended Budget increased by 332.25 from the CAO Recommended Budget, an increase of 1.8% to a total of 18,782.50 staff years. The overall decrease of staffing in LUEG in the CAO Recommended Budget includes the Air Pollution Control District transition from LUEG to an independent agency, removing its staffing (164.00) from LUEG. Adjusted to exclude this transition, LUEG staffing increases by 3.5% or 63.00 FTEs when compared to the Fiscal Year 2020–21 Adopted Budget.

The staffing increase is attributable to the expansion of MAT services in County jails; a transfer of staff from Child Support Services to HHSA due to the termination of the Project 100% Early Fraud Prevention/Detection program; to prepare and prevent future infectious diseases; for expanded mobile crisis response teams; for expanded water quality testing; to support youth mentorship; for a tribal liaison; to expand the Safe Destination Nights program; to stand up the following new departments: Homeless Solutions and Equitable Communities department (including the Office of Refugee and Immigrant Affairs), Office of Environmental and Climate Justice, Office of Evaluation Performance and Analytics, and the Office of Labor Standards and Enforcement; to provide additional enterprise support; and to further staff the Office of Equity and Racial Justice.

Summary of Changes



Total Staffing and Appropriations

Staff Years

Staff years total 18,782.50 in the Revised Recommended Operational Plan in Fiscal Year 2021–22 and 18,836.50 in Fiscal Year 2022–23. For Fiscal Year 2021–22, this is a net **increase of 332.25 staff years or 1.8%** from the Chief Administrative Officer (CAO) Recommended Operational Plan and a net increase of 829.00 staff years or 4.6% from the Fiscal Year 2020–21 Adopted Operational Plan. For Fiscal Year 2022–23, this is a net increase of 332.25 staff years or 1.8% from the CAO Recommended Operational Plan.

Appropriations

Appropriations total \$7.23 billion in the revised CAO Recommended Operational Plan in Fiscal Year 2021–22 and \$6.45 billion in Fiscal Year 2022–23. For Fiscal Year 2021–22, this is an **increase of \$200.9 million or 2.9%** from the CAO Recommended Operational Plan, for an increase of \$681.1 million or 10.4% from the Fiscal Year 2020–21 Adopted Operational Plan. Changes in Fiscal Year 2022–23 include an increase in appropriations of \$100.9 million from the CAO Recommended Operational Plan.

Recommended changes are summarized below by Group/Agency for all business groups. Changes are discussed in detail in the department sections following the Summary of Changes.

Public Safety Group

Staff Years

The Public Safety Group staffing level in the Revised Recommended Operational Plan is 7,834.00 staff years in Fiscal Year 2021–22 and 7,888.00 staff years in Fiscal Year 2022–23. This is an **increase of 91.00 staff years or 1.2%** from the CAO Recommended Operational Plan and recommended increase of 364.00 staff years or 4.9% from the Fiscal Year 2020–21 Adopted Operational Plan.

Fiscal Year 2021–22

Recommended staffing changes for Fiscal Year 2021–22 from the CAO Recommended Operational Plan include the following:

- ◆ Increase of 59.00 staff years in the Sheriff's Department to support the expansion of Medication Assisted Treatment (MAT) services in county jails (58.00 staff years) and for law enforcement services requested by the Pala Band of Mission Indians (1.00 staff year).
- ◆ Increase of 38.00 staff years in San Diego County Fire related to the transfer of Emergency Medical Services from the Health and Human Services Agency.
- ◆ Decrease of 6.00 staff years in the Department of Child Support Services due to the transfer from the Bureau of Public Assistance Investigations to the Health and Human Services Agency for the termination of Project 100% Early Fraud Prevention/Detection program.

Fiscal Year 2022–23

No additional staffing changes aside from Fiscal Year 2021–22 recommendations.



Appropriations

The Public Safety Group expenditure appropriations in the Revised Recommended Operational Plan are \$2.2 billion in Fiscal Year 2021–22 and \$2.2 billion in Fiscal Year 2022–23. This is an **increase of \$53.4 million or 2.4%** in Fiscal Year 2021–22 from the CAO Recommended Operational Plan, for a total increase of \$200.5 million or 9.8% from the Fiscal Year 2020–21 Adopted Operational Plan. Changes in Fiscal Year 2022–23 include an increase in appropriations of \$40.0 million from the CAO Recommended Operational Plan.

Fiscal Year 2021–22

Significant changes from the CAO Recommended Operational Plan include:

- ◆ Transfer of the Emergency Medical Services unit from Health and Human Services Agency to San Diego County Fire.
- ◆ Increase in appropriations in San Diego County Fire to convert three remote fire stations from 2 to 3 person teams.
- ◆ Increase in appropriations to Public Defender for a one-year pilot as a first step to establish a permanent Immigrant Rights Legal Defense Program including translation services to provide legal representation to detained immigrants.
- ◆ Increase appropriations in the Sheriff's Department primarily to rebudget funds for the replacements of Jail Information Management System (JIMS), Records Management Systems (RMS), Computer Aided Dispatch (CAD), IT storage connection hardware, and costs related to State and federal homeland security initiatives.
- ◆ Increase appropriations in the Sheriff's Department for the expansion of Medication Assisted Treatment (MAT) services in County jails.
- ◆ Decrease in the Sheriff's Department's Jail Commissary Enterprise Fund due to the elimination of phone time sales for communication services for incarcerated persons.

Fiscal Year 2022–23

No significant changes aside from Fiscal Year 2021–22 recommendations described above. Any ongoing resource requirements will be reviewed for potential funding from program revenue or General Purpose Revenue.

Health and Human Services Agency

Staff Years

The Health and Human Services Agency staffing level in the Revised Recommended Operational Plan is 7,284.50 staff years in Fiscal Year 2021–22 and 7,284.50 staff years in Fiscal Year 2022–23. This is an **increase of 201.00 staff years or 2.8%** in each year from the CAO Recommended Operational Plan and recommended increase of 512.00 staff years or 7.6% from the Fiscal Year 2020–21 Adopted Operational Plan.

Fiscal Year 2021–22

Recommended staffing changes for Fiscal Year 2021–22 from the CAO Recommended Operational Plan include the addition of 239.00 staff years, transfer out of 38.00 staff to San Diego County Fire in Public Safety Group (PSG) and inter-departmental transfers to support the new Homeless Solutions and Equitable Communities department.

The net increase of 201.00 staff years include:

- ◆ Increase of 133.00 staff years to augment staff to support efforts to enhance public health capacity to address infectious disease needs cohesively and comprehensively through the Epidemiology and Laboratory Capacity (ELC) for Prevention and Control of Emerging Infectious Diseases grant funded program.
- ◆ Increase of 42.00 staff years in the new Homeless Solutions and Equitable Communities (HSEC) department to improve coordination of existing and future County homeless activities and programs to end homelessness and devote efforts to upstream prevention with a particular focus on economic inclusion and poverty reduction, as well as ensuring the region is welcoming to all residents. The increase includes 6.00 staff years due to a transfer from Child Support Services in the Public Safety Group due to the termination of the Project 100% Early Fraud Prevention/Detection program as referred to budget by the Board of Supervisors on April 6, 2021 (22). There are a total of 185.00 staff years proposed for HSEC which includes staff years transferred from other areas in HHS to support the new department.
- ◆ Increase of 23.00 staff years primarily to support financial oversight needs related to the ongoing COVID-19 emergency response associated with the administration and monitoring of American Rescue Plan Act (ARPA) of 2021 funds and various Public Health grants, as well as human resources management and other administrative support.



SUMMARY OF CHANGES

- ◆ Increase of 18.00 staff years to advance health equity in racial and ethnic minority groups and rural populations through a Centers for Disease Control and Prevention (CDC) funded grant.
- ◆ Increase of 14.00 staff years to facilitate data exchange between physical and mental health providers, to enable risk stratification and utilization monitoring, and to coordinate care across community-based services.
- ◆ Increase of 6.00 staff years to support the expansion of Medication Assisted Treatment (MAT) services in County jails, including staffing for care coordination services and to support administration of clinical quality programming.
- ◆ Increase of 1.00 staff year to support data integration of all available data sources to improve information sharing and provide advanced coordination of behavioral health crisis services as part of the continued rollout of the Countywide Mobile Crisis Response Teams (MCRT) as referred to budget by the Board of Supervisors on April 6, 2021 (9).
- ◆ Increase of 1.00 staff year to support enhanced beach water quality testing. This position will lead the new droplet digital polymerase chain reaction (ddPCR) beach water testing method and the associated peripheral demands, which is expected to go live in the fall of 2021. San Diego County will be the first coastal community in the State of California and the first in the nation to utilize the ddPCR method to monitor and assess beach water quality that will provide same day water testing results.
- ◆ Increase of 1.00 staff year to support the new Office of Immigrant and Refugee Affairs as referred to budget by the Board of Supervisors on June 8, 2021 (10). A total of 5.00 staff years is budgeted to support the new Office of Immigrant and Refugee Affairs.
- ◆ Decrease of 38.00 staff years due to the transfer of Emergency Medical Services (EMS) to PSG/San Diego County Fire to enhance the alignment of the integrated functions of Fire and EMS.

Fiscal Year 2022–23

No significant changes from the CAO Recommended Operational Plan other than the net increase tied to the additional staff years noted in Fiscal Year 2021–22.

Appropriations

The Health and Human Services Agency expenditure appropriations in the Revised Recommended Operational Plan are \$2.8 billion in Fiscal Year 2021–22 and \$2.5 billion in Fiscal Year 2022–23. This is an **increase of \$98.1 million or 3.6%** in Fiscal Year 2021–22 from the CAO Recommended Operational Plan, for a total increase of \$309.5 million or 12.2% from the Fiscal Year 2020–21 Adopted Operational Plan. Changes in Fiscal Year 2022–23 include an increase in appropriations of \$50.7 million from the CAO Recommended Operational Plan.

Fiscal Year 2021–22

Significant changes from the CAO Recommended Operational Plan include:

- ◆ Creation of the new Homeless Solutions and Equitable Communities department to improve coordination of existing and future County homeless activities and programs to end homelessness and devote efforts to upstream prevention with a particular focus on economic inclusion and poverty reduction, as well as ensuring the region is welcoming to all residents.
- ◆ Transition of EMS to San Diego County Fire in PSG to enhance the alignment of the integrated functions of Fire and EMS.
- ◆ Increase of 201.00 staff years as noted in the Staffing by Agency section which includes additional staff years to augment capacity in Public Health Services, support to the new Homeless Solutions and Equitable Communities department, improve care coordination in Behavioral Health Services, support expansion of MAT services in County jails and provide human resources management, data integration and finance oversight offset by decreased staff years due to the transition of EMS to PSG.
- ◆ Increase of \$89.4 million to support investments in support of testing, case investigation and contact tracing, surveillance, containment, and mitigation through the ELC grant funded program and to advance health equity in racial and ethnic minority groups and rural populations through a CDC funded grant.
- ◆ Increase of \$25.0 million to expand funding for the Innovative Housing Trust Fund (IHTF) to increase production and preservation of affordable housing, as referred to budget by the Board of Supervisors on April 6, 2021 (8).
- ◆ Increase of \$2.5 million for expansion of services to support the continued rollout of MCRT. A total of \$12.5 million is budgeted in the Revised Recommended Operational Plan.

Fiscal Year 2022–23

No significant changes from the CAO Recommended Operational Plan other than the net increase tied to the increase in staff years, creation of the new Homeless Solutions and Equitable Communities department and transition of EMS to PSG as noted above.





Land Use and Environment Group

Staff Years

The Land Use and Environment Group (LUEG) staffing level in the Revised Recommended Operational Plan is 1,855.50 staff years in Fiscal Year 2021–22 and 1,855.50 staff years in Fiscal Year 2022–23. This is an **increase of 7.25 staff years or 0.4%** in each year from the CAO Recommended Operational Plan and recommended decrease of 101.00 staff years or 5.2% from the Fiscal Year 2020–21 Adopted Operational Plan. The overall decrease of staffing in LUEG in the CAO Recommended Operational Plan includes the Air Pollution Control District transition from LUEG to an independent agency, removing its staffing (164.00) from LUEG. Adjusted to exclude this transition, LUEG staffing increases by 3.5% or 63.00 FTEs when compared to the Fiscal Year 2020–21 Adopted Operational Plan.

Fiscal Year 2021–22

Recommended staffing changes for Fiscal Year 2021–22 from the CAO Recommended Operational Plan include:

- ◆ Increase of 3.00 staff years to support the newly established Office of Environmental and Climate Justice. The creation of this office was referred to budget by the Board of Supervisors on May 19, 2021 (2).
- ◆ Increase of 3.00 staff years in Land Use and Environment Group Executive Office to support the mentorship of the youth internship programs, expanded data and financial analytics and establish a Tribal Liaison position.
- ◆ Increase of 0.25 staff year in the Department of Environmental Health and Quality to raise the recommended 0.75 to a full staff year to expand water quality monitoring at South County beaches.
- ◆ Increase of 1.00 staff year in the Department of Parks and Recreation for the expansion of the Safe Destination Nights Program.

Fiscal Year 2022–23

No significant changes aside from Fiscal Year 2021–22 recommendations described above.

Appropriations

The Land Use and Environment Group (LUEG) expenditure appropriations in the Revised Recommended Operational Plan are \$615.4 million in Fiscal Year 2021–22 and \$535.9 million in Fiscal Year 2022–23. This is an **increase of \$4.2 million or 0.7%** in Fiscal Year 2021–22 From the CAO Recommended Operational Plan, for a total decrease of \$34.7 million or 5.3% from the Fiscal Year 2020–21 Adopted Operational Plan. The overall decrease of appropriations in LUEG in the CAO Recommended Operational Plan includes the Air Pollution Control District transition from LUEG to an independent agency, removing its budget (\$80.1 million) from LUEG. Adjusted to exclude this transition, the LUEG budget increases by 8.0% or \$45.4 million when compared to the Fiscal Year 2020–21 Adopted Operational Plan. Changes in Fiscal Year 2022–23 include an increase in appropriations of \$2.0 million from the CAO Recommended Operational Plan.

Fiscal Year 2021–22

Significant changes from the CAO Recommended Operational Plan include:

- ◆ Increase of \$1.3 million and 3.00 staff years to support the newly established Office of Environmental and Climate Justice.
- ◆ Increase of \$0.6 million and 3.00 staff years in the Land Use and Environment Group Executive Office to support the mentorship of the youth internship programs, expanded data and financial analytics and establish a Tribal Liaison position.
- ◆ Increase of \$1.7 million in the Department of Public Works for the regional recycling analysis to determine the processing capacity of local recycling facilities (\$0.3 million) and for a Memorandum of Understanding with SANDAG to add microtrenching and conduit to the existing State Route 67 Pavement Rehabilitation Project (\$1.4 million).

Fiscal Year 2022–23

No significant changes aside from Fiscal Year 2021–22 recommendations described above.



Finance and General Government Group

Staff Years

The Finance and General Government Group staffing level in the Revised Recommended Operational Plan is 1,808.50 staff years in Fiscal Year 2021–22 and 1,808.50 staff years in Fiscal Year 2022–23. This is an **increase of 33.00 staff years or 1.9%** in each year from the CAO Recommended Operational Plan and recommended increase of 54.00 staff years or 3.1% from the Fiscal Year 2020–21 Adopted Operational Plan.

Fiscal Year 2021–22

Recommended staffing changes for Fiscal Year 2021–22 from the CAO Recommended Operational Plan include:

- ◆ Increase of 20.00 staff years to support the newly established Office of Evaluation, Performance and Analytics. The creation of this office was approved and referred to budget by the Board of Supervisors on May 18, 2021 (16).
- ◆ Increase of 5.00 staff years in the Chief Administrative Office (CAO) to support the newly established Office of Labor Standards and Enforcement. The creation of this office was approved and referred to budget by the Board of Supervisors on May 4, 2021 (23).
- ◆ Increase of 3.00 staff years in the Finance & General Government Group Executive Office to provide expanded enterprise support due to countywide growth and the addition of new departments and programs.
- ◆ Increase of 2.00 staff years in the Department of Human Resources (DHR) to support recruiting and retention tied to overall growth in Countywide staffing and the addition of new departments and programs.
- ◆ Increase of 2.00 staff years in the Department of Purchasing & Contracting (DPC) to support the Service Delivery Framework initiative, as approved and referred to budget by the Board of Supervisors on June 8, 2021 (11).
- ◆ Increase of 1.00 staff year in the Chief Administrative Office (CAO) tied to staffing of the Office of Equity and Racial Justice (OERJ).

Fiscal Year 2022–23

No significant changes aside from Fiscal Year 2021-22 recommendations described above.

Appropriations

The Finance and General Government Group expenditure appropriations in the Revised Recommended Operational Plan are \$778.5 million in Fiscal Year 2021–22 and \$744.0 million in Fiscal Year 2022–23. This is an **increase of \$9.6 million or 1.3%** in Fiscal Year 2021–22 from the CAO Recommended Operational Plan, for a total increase of \$2.1 million or 0.3% from the Fiscal Year 2020–21 Adopted Operational Plan. Changes in Fiscal Year 2022-23 include an increase in appropriations of \$8.2 million from the CAO Recommended Operational Plan.

Fiscal Year 2021–22

Significant changes from the CAO Recommended Operational Plan include:

- ◆ Increase of \$4.5 million and 20.00 staff years to support the newly established Office of Evaluation, Performance and Analytics.
- ◆ Increase of \$1.1 million and 5.00 staff years in the Chief Administrative Office (CAO) to support the newly established Office of Labor Standards and Enforcement.
- ◆ Increase of \$1.3 million in Auditor & Controller to support staffing needs related to the ongoing COVID-19 emergency response associated with the administration and monitoring of American Rescue Plan Act (ARPA) of 2021 funds and support for the Transparency Advisory and Fiscal Realignment Framework and expanded enterprise financial support to the organization, with no impact to staff years.
- ◆ Increase of \$0.7 million and 3.00 staff years in Finance & General Government Group Executive Office.
- ◆ Increase of a net \$0.6 million in the Office of Equity & Racial Justice to re-budget Fiscal Year 2020–21 appropriations to support services that ensure equity in County programs, support training, organizational development, and change management.
- ◆ Increase of \$0.5 million in DHR for Youth Environment/Recreation Corp to foster employment opportunities through career readiness and workforce development.
- ◆ Increase of \$0.4 million in the Treasurer-Tax Collector to explore public bank options.
- ◆ Increase of \$0.3 million and 2.00 staff years in DHR to support recruiting and retention tied to overall growth in Countywide staffing and the addition of new departments and programs.



- ◆ Increase of \$0.3 million and 2.00 staff years in DPC to support the Service Delivery Framework initiative, as approved and referred to budget by the Board of Supervisors on June 8, 2021 (11).

Fiscal Year 2022–23

No significant changes aside from Fiscal Year 2021–22 recommendations described above. Any ongoing resource requirements will be reviewed for potential funding from program revenue or General Purpose Revenue.

Capital Program

Appropriations

Capital Program appropriations in the revised CAO Recommended Operational Plan are \$282.7 million in Fiscal Year 2021–22 and \$8.8 million for Fiscal Year 2022–23. This reflects an **increase of \$3.1 million or 1.1%** in Fiscal Year 2021–22 from the CAO Recommended Operational Plan, for a total increase of \$153.0 million or 117.9% from the Fiscal Year 2020–21 Adopted Operational Plan.

Fiscal Year 2021–22

Significant changes recommended for Fiscal Year 2021–22 from the CAO Recommended Operational Plan include:

- ◆ Increase of \$3.1 million in the Capital Program for the Valley Center Senior Center, Lindo Lake Improvements, Fallbrook Local Park and Lamar Park Parking Lot Improvements.

Fiscal Year 2022–23

No changes from the CAO Recommended Operational Plan.

Finance Other

Appropriations

The Finance Other appropriations in the Revised Recommended Operational Plan are \$466.5 million in Fiscal Year 2021–22 and \$413.5 million in Fiscal Year 2022–23. This is an **increase of \$32.5 million or 7.5%** in Fiscal Year 2021–22 from the CAO Recommended Operational Plan, for a total increase of \$50.7 million or 12.2% from the Fiscal Year 2020–21 Adopted Budget. There are no staff years in Finance Other.

Fiscal Year 2021–22

Significant changes from the CAO Recommended Operational Plan include:

- ◆ Increase of \$25.0 million in Countywide General Expenses to provide funding to the Innovative Housing Trust Fund (IHTF), which will be used by Housing & Community Development Services to increase production and preservation of affordable housing, as referred to budget by the Board of Supervisors on April 6, 2021 (8).
- ◆ Increase of \$6.0 million in Countywide General Expenses for teleworking stipends as referred to budget by the Board of Supervisors on June 8, 2021 (3).
- ◆ Increase of \$4.0 million in Countywide General Expenses to re-budget Fiscal Year 2020–21 appropriations to support services in the Office of Equity and Racial Justice to ensure equity in County programs, support training, organizational development, and change management.
- ◆ Increase of \$1.5 million in Contributions to Capital Outlay Fund to provide funding for the Valley Center Senior Center project.
- ◆ Decrease of \$4.0 million in Contributions to Capital Outlay Fund due to a change of the funding source that will support the construction of the East Otay Mesa Fire Station #38 project. The updated funding source, the Federal American Rescue Plan Act revenue, will be reallocated to the Capital Outlay Fund for \$4.0 million.

Fiscal Year 2022–23

No changes aside from Fiscal Year 2021–22 recommendations described above.



SUMMARY OF CHANGES

Total Staffing by Group/Agency (staff years)							
	Fiscal Year 2020-21 Adopted Budget	Fiscal Year 2021-22 Recommended Budget	Fiscal Year 2021-22 Change	Fiscal Year 2021-22 Revised Budget	Fiscal Year 2022-23 Recommended Budget	Fiscal Year 2022-23 Change	Fiscal Year 2022-23 Revised Budget
Public Safety	7,470.00	7,743.00	91.00	7,834.00	7,797.00	91.00	7,888.00
Health and Human Services	6,772.50	7,083.50	201.00	7,284.50	7,083.50	201.00	7,284.50
Land Use and Environment*	1,956.50	1,848.25	7.25	1,855.50	1,848.25	7.25	1,855.50
Finance and General Government	1,754.50	1,775.50	33.00	1,808.50	1,775.50	33.00	1,808.50
Total	17,953.50	18,450.25	332.25	18,782.50	18,782.50	332.25	18,836.50

*The overall decrease of staffing in LUEG in the CAO Recommended Operational Plan includes the Air Pollution Control District transition from LUEG to an independent agency, removing its staffing (164.00) from LUEG. Adjusted to exclude this transition, LUEG staffing increases by 3.5% or 63.00 FTEs when compared to the Fiscal Year 2020-21 Adopted Budget.

Total Appropriations by Group/Agency							
	Fiscal Year 2020-21 Adopted Budget	Fiscal Year 2021-22 Recommended Budget	Fiscal Year 2021-22 Change	Fiscal Year 2021-22 Revised Budget	Fiscal Year 2022-23 Recommended Budget	Fiscal Year 2022-23 Change	Fiscal Year 2022-23 Revised Budget
Public Safety	\$ 2,047,012,753	\$ 2,194,143,648	\$ 53,408,413	\$ 2,247,552,061	\$ 2,187,651,642	\$ 39,953,441	\$ 2,227,605,083
Health and Human Services	2,532,855,601	2,744,236,073	98,122,029	2,842,358,102	2,466,383,734	50,713,170	2,517,096,904
Land Use and Environment*	650,080,685	611,220,413	4,160,000	615,380,413	533,903,680	2,025,000	535,928,680
Finance and General Government	776,381,833	768,868,588	9,604,209	778,472,797	735,845,699	8,167,405	744,013,104
Capital Program	129,722,384	279,559,735	3,135,000	282,694,735	8,800,925	0	8,800,925
Finance Other	415,820,103	434,045,458	32,500,000	466,545,458	413,502,643	0	413,502,643
Total	\$ 6,551,873,359	\$ 7,032,073,915	\$ 200,929,651	\$ 7,233,003,566	\$ 6,346,088,323	\$ 100,859,016	\$ 6,446,947,339

*The overall decrease of appropriations in LUEG in the CAO Recommended Operational Plan includes the Air Pollution Control District transition from LUEG to an independent agency, removing its budget (\$80.1 million) from LUEG. Adjusted to exclude this transition, the LUEG Fiscal Year 2021-22 Revised Budget increases by 8.0% or \$45.4 million when compared to the Fiscal Year 2020-21 Adopted Budget.





Total Appropriations by Categories of Expenditures

	Fiscal Year 2020-21 Adopted Budget	Fiscal Year 2021-22 Recommended Budget	Fiscal Year 2021-22 Change	Fiscal Year 2021-22 Revised Budget	Fiscal Year 2022-23 Recommended Budget	Fiscal Year 2022-23 Change	Fiscal Year 2022-23 Revised Budget
Salaries & Benefits	\$ 2,510,173,982	\$ 2,657,283,912	\$ 46,204,345	\$ 2,703,488,257	\$ 2,693,507,605	\$ 47,071,583	\$ 2,740,579,188
Services & Supplies	2,666,196,022	2,792,354,580	129,174,243	2,921,528,823	2,367,830,078	38,980,421	2,406,810,499
Other Charges	759,071,740	720,951,075	6,000,000	726,951,075	713,577,812	0	713,577,812
Capital Assets/Land Acquisition	142,985,406	307,909,833	3,135,000	311,044,833	156,533,982	0	156,533,982
Capital Assets Software	0	50,000	0	50,000	50,000	0	50,000
Capital Assets Equipment	39,440,414	25,111,622	22,376,346	47,487,968	18,264,300	13,580,732	31,845,032
Expenditure Transfer & Reimbursements	(110,345,299)	(92,886,233)	(5,460,283)	(98,346,516)	(36,377,351)	1,226,280	(35,151,071)
Contingency Reserves	0	0	0	0	0	0	0
Fund Balance Component Increases	0	0	0	0	0	0	0
Operating Transfers Out	529,890,996	621,299,126	(500,000)	620,799,126	432,701,897	0	432,701,897
Management Reserves	14,460,098	0	0	0	0	0	0
Total	\$ 6,551,873,359	\$ 7,032,073,915	\$ 200,929,651	\$ 7,233,003,566	\$ 6,346,088,323	\$ 100,859,016	\$ 6,446,947,339




SUMMARY OF CHANGES

Total Appropriations by Categories of Revenues							
	Fiscal Year 2020-21 Adopted Budget	Fiscal Year 2021-22 Recommended Budget	Fiscal Year 2021-22 Change	Fiscal Year 2021-22 Revised Budget	Fiscal Year 2022-23 Recommended Budget	Fiscal Year 2022-23 Change	Fiscal Year 2022-23 Revised Budget
Taxes Current Property	\$ 797,971,613	\$ 865,326,997	\$ 43,184	\$ 865,370,181	\$ 886,927,437	\$ 43,184	\$ 886,970,621
Taxes Other Than Current Secured	550,929,170	581,329,530	0	581,329,530	595,147,267	0	595,147,267
Licenses Permits & Franchises	54,320,403	53,096,019	(9,222,956)	43,873,063	53,986,493	1,860,000	55,846,493
Fines, Forfeitures & Penalties	31,580,464	45,571,430	0	45,571,430	38,860,362	0	38,860,362
Revenue From Use of Money and Property	50,167,691	47,086,009	0	47,086,009	47,682,207	0	47,682,207
Intergovernmental Revenues	2,968,639,560	3,246,863,842	122,444,614	3,369,308,456	2,998,182,081	77,288,205	3,075,470,286
Charges For Current Services	1,091,268,824	1,134,590,577	(587,621)	1,134,002,956	1,115,823,715	388,107	1,116,211,822
Miscellaneous Revenues	85,911,687	83,728,960	22,606,880	106,335,840	46,894,337	(2,496,120)	44,398,217
Other Financing Sources	497,799,631	646,362,208	(500,000)	645,862,208	394,622,461	0	394,622,461
Residual Equity Transfers In	2,300,000	258,486	0	258,486	1,000,000	0	1,000,000
Fund Balance Component Decreases	91,564,210	58,109,719	0	58,109,719	55,240,764	0	55,240,764
Use of Fund Balance	329,420,106	269,750,138	66,145,550	335,895,688	111,721,199	23,775,640	135,496,839
Total	\$ 6,551,873,359	\$ 7,032,073,915	\$ 200,929,651	\$ 7,233,003,566	\$ 6,346,088,323	\$ 100,859,016	\$ 6,446,947,339



County of San Diego

Public Safety Group

Public Safety Group Summary & Executive Office 21
.....
District Attorney 27
.....
Sheriff 31
.....
Animal Services 35
.....
Child Support Services 37
.....
Office of Emergency Services 41
.....
Medical Examiner 43
.....
Probation 45
.....
Public Defender 49
.....
San Diego County Fire 53
.....

THIS PAGE LEFT INTENTIONALLY BLANK

Public Safety Group Summary & Executive Office



Public Safety Group Summary

Total Staffing by Group

The Public Safety Group staffing level in the Revised Recommended Operational Plan is 7,834.00 staff years in Fiscal Year 2021-22 and 7,888.00 staff years in Fiscal Year 2022-23. This is an increase of 91.00 staff years or 1.2% from the CAO Recommended Operational Plan and recommended increase of 364.00 staff years or 4.9% from the Fiscal Year 2020-21 Adopted Operational Plan.

Fiscal Year 2021-22

Recommended staffing changes for Fiscal Year 2021-22 from the CAO Recommended Operational Plan include the following:

- ◆ Increase of 59.00 staff years in the Sheriff’s Department to support the expansion of Medication Assisted Treatment (MAT) services in County jails (58.00 staff years) and for law enforcement services requested by the Pala Band of Mission Indians (1.00 staff year).
- ◆ Increase of 38.00 staff years in San Diego County Fire related to the transfer of Emergency Medical Services from the Health and Human Services Agency.
- ◆ Decrease of 6.00 staff years in the Department of Child Support Services due to the transfer from the Bureau of Public Assistance Investigations to the Health and Human Services Agency for the termination of Project 100% Early Fraud Prevention/Detection program.

Fiscal Year 2022-23

No additional staffing changes aside from Fiscal Year 2021-22 recommendations.

Total Appropriations by Group

The Public Safety Group expenditure appropriations in the Revised Recommended Operational Plan are \$2.2 billion in Fiscal Year 2021-22 and \$2.2 billion in Fiscal Year 2022-23. This is an increase of \$53.4 million or 2.4% in Fiscal Year 2021-22 from the CAO Recommended Operational Plan, for a total increase of \$200.5 million or 9.8% from the Fiscal Year 2020-21 Adopted Operational Plan.

Fiscal Year 2021-22

Significant changes from the CAO Recommended Operational Plan include:

- ◆ Transfer of the Emergency Medical Services unit from Health and Human Services Agency to San Diego County Fire.
- ◆ Increase in appropriations in San Diego County Fire to convert three remote fire stations from 2 to 3 person teams.
- ◆ Increase in appropriations to Public Defender for a one-year pilot as a first step to establish a permanent Immigrant Rights Legal Defense Program including translation services to provide legal representation to detained immigrants.
- ◆ Increase appropriations in the Sheriff’s Department primarily to rebudget funds for the replacements of Jail Information Management System (JIMS), Records Management Systems (RMS), Computer Aided Dispatch (CAD), IT storage connection hardware, and costs related to State and federal homeland security initiatives.

- ◆ Increase appropriations in the Sheriff's Department for the expansion of Medication Assisted Treatment (MAT) services in County jails.
- ◆ Decrease in the Sheriff's Department's Jail Commissary Enterprise Fund due to the elimination of phone time sales for communication services for incarcerated persons.

Fiscal Year 2022-23

No significant changes aside from Fiscal Year 2021-22 recommendations described above. Any ongoing resource requirements will be reviewed for potential funding from program revenue or General Purpose Revenue.

Executive Office

Staffing

No changes from the CAO Recommended Operational Plan.

Expenditures

Increase of \$2.0 million.

- ◆ Operating Transfers Out—increase of \$2.0 million.
 - ◆ \$1.5 million for the Sheriff's Department's rebudget related to replacement of CAD System.
 - ◆ \$0.5 million for the Sheriff's Department's rebudget related to IT storage connection hardware.

Revenues

Increase of \$2.0 million.

- ◆ Use of Fund Balance—increase of \$2.0 million.
 - ◆ \$1.5 million in Criminal Justice Facility Construction Fund for the replacement of the CAD System.
 - ◆ \$0.5 million in Proposition 172 Fund, *the Local Safety Protection and Improvement Act of 1993*, for IT storage connection hardware.

Fiscal Year 2022-23

No significant changes aside from Fiscal Year 2021-22 recommendations.





Group Staffing by Department							
	Fiscal Year 2020-21 Adopted Budget	Fiscal Year 2021-22 Recommended Budget	Fiscal Year 2021-22 Change	Fiscal Year 2021-22 Revised Budget	Fiscal Year 2022-23 Recommended Budget	Fiscal Year 2022-23 Change	Fiscal Year 2022-23 Revised Budget
Public Safety Executive Office	14.00	14.00	0.00	14.00	14.00	0.00	14.00
District Attorney	991.00	1,006.00	0.00	1,006.00	1,006.00	0.00	1,006.00
Sheriff	4,381.00	4,636.00	59.00	4,695.00	4,690.00	59.00	4,749.00
Animal Services	61.00	61.00	0.00	61.00	61.00	0.00	61.00
Child Support Services	497.00	467.00	(6.00)	461.00	467.00	(6.00)	461.00
Office of Emergency Services	21.00	21.00	0.00	21.00	21.00	0.00	21.00
Medical Examiner	57.00	60.00	0.00	60.00	60.00	0.00	60.00
Probation	1,007.00	1,009.00	0.00	1,009.00	1,009.00	0.00	1,009.00
Public Defender	414.00	442.00	0.00	442.00	442.00	0.00	442.00
San Diego County Fire	27.00	27.00	38.00	65.00	27.00	38.00	65.00
Total	7,470.00	7,743.00	91.00	7,834.00	7,797.00	91.00	7,888.00

Group Expenditures by Department							
	Fiscal Year 2020-21 Adopted Budget	Fiscal Year 2021-22 Recommended Budget	Fiscal Year 2021-22 Change	Fiscal Year 2021-22 Revised Budget	Fiscal Year 2022-23 Recommended Budget	Fiscal Year 2022-23 Change	Fiscal Year 2022-23 Revised Budget
Public Safety Executive Office	\$ 375,263,636	\$ 429,629,601	\$ 2,000,000	\$ 431,629,601	\$ 422,844,311	\$ 0	\$ 422,844,311
District Attorney	232,249,809	233,777,064	0	233,777,064	237,399,888	0	237,399,888
Sheriff	978,303,451	1,057,983,267	15,942,095	1,073,925,362	1,055,928,832	6,615,296	1,062,544,128
Animal Services	9,172,105	9,564,853	0	9,564,853	9,062,944	0	9,062,944
Child Support Services	47,422,231	47,354,733	0	47,354,733	47,354,733	0	47,354,733
Office of Emergency Services	7,973,335	7,947,354	0	7,947,354	7,744,359	0	7,744,359
Medical Examiner	12,144,343	13,253,485	0	13,253,485	12,467,035	0	12,467,035
Probation	233,470,278	236,808,223	0	236,808,223	240,639,005	0	240,639,005
Public Defender	97,462,788	105,538,085	5,000,000	110,538,085	105,131,085	5,000,000	110,131,085
San Diego County Fire	53,550,777	52,286,983	30,466,318	82,753,301	49,079,450	28,338,145	77,417,595
Total	\$ 2,047,012,753	\$ 2,194,143,648	\$ 53,408,413	\$ 2,247,552,061	\$ 2,187,651,642	\$ 39,953,441	\$ 2,227,605,083



Executive Office Staffing by Program							
	Fiscal Year 2020-21 Adopted Budget	Fiscal Year 2021-22 Recommended Budget	Fiscal Year 2021-22 Change	Fiscal Year 2021-22 Revised Budget	Fiscal Year 2022-23 Recommended Budget	Fiscal Year 2022-23 Change	Fiscal Year 2022-23 Revised Budget
Public Safety Executive Office	14.00	14.00	0.00	14.00	14.00	0.00	14.00
Total	14.00	14.00	0.00	14.00	14.00	0.00	14.00

Executive Office Budget by Program							
	Fiscal Year 2020-21 Adopted Budget	Fiscal Year 2021-22 Recommended Budget	Fiscal Year 2021-22 Change	Fiscal Year 2021-22 Revised Budget	Fiscal Year 2022-23 Recommended Budget	Fiscal Year 2022-23 Change	Fiscal Year 2022-23 Revised Budget
Public Safety Executive Office	\$ 12,381,054	\$ 12,574,899	\$ 0	\$ 12,574,899	\$ 12,033,802	\$ 0	\$ 12,033,802
Penalty Assessment	5,457,442	3,917,082	0	3,917,082	3,780,647	0	3,780,647
Criminal Justice Facility Construction	4,295,998	1,494,066	1,500,000	2,994,066	1,425,849	0	1,425,849
Courthouse Construction	559,172	705,934	0	705,934	774,151	0	774,151
Public Safety Proposition 172	286,542,427	343,729,267	500,000	344,229,267	337,621,509	0	337,621,509
Contribution for Trial Courts	66,027,543	67,208,353	0	67,208,353	67,208,353	0	67,208,353
Total	\$ 375,263,636	\$ 429,629,601	\$ 2,000,000	\$ 431,629,601	\$ 422,844,311	\$ 0	\$ 422,844,311

Executive Office Budget by Categories of Expenditures							
	Fiscal Year 2020-21 Adopted Budget	Fiscal Year 2021-22 Recommended Budget	Fiscal Year 2021-22 Change	Fiscal Year 2021-22 Revised Budget	Fiscal Year 2022-23 Recommended Budget	Fiscal Year 2022-23 Change	Fiscal Year 2022-23 Revised Budget
Salaries & Benefits	\$ 3,801,320	\$ 3,445,103	\$ 0	\$ 3,445,103	\$ 3,400,876	\$ 0	\$ 3,400,876
Services & Supplies	9,050,762	8,701,351	0	8,701,351	8,194,042	0	8,194,042
Other Charges	70,625,168	70,765,748	0	70,765,748	70,776,187	0	70,776,187
Expenditure Transfer & Reimbursements	(2,110,853)	0	0	0	0	0	0
Operating Transfers Out	293,897,239	346,717,399	2,000,000	348,717,399	340,473,206	0	340,473,206
Total	\$ 375,263,636	\$ 429,629,601	\$ 2,000,000	\$ 431,629,601	\$ 422,844,311	\$ 0	\$ 422,844,311



Executive Office Budget by Categories of Revenues							
	Fiscal Year 2020-21 Adopted Budget	Fiscal Year 2021-22 Recommended Budget	Fiscal Year 2021-22 Change	Fiscal Year 2021-22 Revised Budget	Fiscal Year 2022-23 Recommended Budget	Fiscal Year 2022-23 Change	Fiscal Year 2022-23 Revised Budget
Fines, Forfeitures & Penalties	\$ 5,993,303	\$ 10,660,449	\$ 0	\$ 10,660,449	\$ 10,638,224	\$ 0	\$ 10,638,224
Revenue From Use of Money & Property	765,447	250,000	0	250,000	250,000	0	250,000
Intergovernmental Revenues	261,238,268	312,568,753	0	312,568,753	326,125,259	0	326,125,259
Charges For Current Services	5,442,105	10,675,798	0	10,675,798	10,569,010	0	10,569,010
Miscellaneous Revenues	123,000	0	0	0	0	0	0
Other Financing Sources	2,000,000	788,132	0	788,132	651,697	0	651,697
Fund Balance Component Decreases	86,781	87,715	0	87,715	87,715	0	87,715
Use of Fund Balance	38,903,042	33,997,886	2,000,000	35,997,886	13,904,466	0	13,904,466
General Purpose Revenue Allocation	60,711,690	60,600,868	0	60,600,868	60,617,940	0	60,617,940
Total	\$ 375,263,636	\$ 429,629,601	\$ 2,000,000	\$ 431,629,601	\$ 422,844,311	\$ 0	\$ 422,844,311





District Attorney



No changes from the CAO Recommended Operational Plan.

Staffing by Program							
	Fiscal Year 2020-21 Adopted Budget	Fiscal Year 2021-22 Recommended Budget	Fiscal Year 2021-22 Change	Fiscal Year 2021-22 Revised Budget	Fiscal Year 2022-23 Recommended Budget	Fiscal Year 2022-23 Change	Fiscal Year 2022-23 Revised Budget
General Criminal Prosecution	630.00	641.00	0.00	641.00	641.00	0.00	641.00
Specialized Criminal Prosecution	260.00	260.00	0.00	260.00	260.00	0.00	260.00
Juvenile Court	46.00	50.00	0.00	50.00	50.00	0.00	50.00
District Attorney Administration	55.00	55.00	0.00	55.00	55.00	0.00	55.00
Total	991.00	1,006.00	0.00	1,006.00	1,006.00	0.00	1,006.00

Budget by Program							
	Fiscal Year 2020-21 Adopted Budget	Fiscal Year 2021-22 Recommended Budget	Fiscal Year 2021-22 Change	Fiscal Year 2021-22 Revised Budget	Fiscal Year 2022-23 Recommended Budget	Fiscal Year 2022-23 Change	Fiscal Year 2022-23 Revised Budget
General Criminal Prosecution	\$ 152,890,214	\$ 149,091,441	\$ 0	\$ 149,091,441	\$ 152,344,873	\$ 0	\$ 152,344,873
Specialized Criminal Prosecution	58,196,783	59,650,310	0	59,650,310	60,936,021	0	60,936,021
Juvenile Court	8,411,559	12,142,264	0	12,142,264	11,102,698	0	11,102,698
District Attorney Administration	11,601,253	11,743,049	0	11,743,049	11,866,296	0	11,866,296
District Attorney Asset Forfeiture Program	1,150,000	1,150,000	0	1,150,000	1,150,000	0	1,150,000
Total	\$ 232,249,809	\$ 233,777,064	\$ 0	\$ 233,777,064	\$ 237,399,888	\$ 0	\$ 237,399,888

Budget by Categories of Expenditures							
	Fiscal Year 2020-21 Adopted Budget	Fiscal Year 2021-22 Recommended Budget	Fiscal Year 2021-22 Change	Fiscal Year 2021-22 Revised Budget	Fiscal Year 2022-23 Recommended Budget	Fiscal Year 2022-23 Change	Fiscal Year 2022-23 Revised Budget
Salaries & Benefits	\$ 193,860,230	\$ 197,974,159	\$ 0	\$ 197,974,159	\$ 204,612,515	\$ 0	\$ 204,612,515
Services & Supplies	29,028,642	33,630,835	0	33,630,835	30,615,303	0	30,615,303
Other Charges	2,211,594	2,211,594	0	2,211,594	2,211,594	0	2,211,594
Capital Assets Software	0	50,000	0	50,000	50,000	0	50,000
Capital Assets/Land Acquisition	7,288,867	0	0	0	0	0	0
Capital Assets Equipment	531,500	481,500	0	481,500	481,500	0	481,500
Expenditure Transfer & Reimbursements	(671,024)	(571,024)	0	(571,024)	(571,024)	0	(571,024)
Total	\$ 232,249,809	\$ 233,777,064	\$ 0	\$ 233,777,064	\$ 237,399,888	\$ 0	\$ 237,399,888



Budget by Categories of Revenues							
	Fiscal Year 2020-21 Adopted Budget	Fiscal Year 2021-22 Recommended Budget	Fiscal Year 2021-22 Change	Fiscal Year 2021-22 Revised Budget	Fiscal Year 2022-23 Recommended Budget	Fiscal Year 2022-23 Change	Fiscal Year 2022-23 Revised Budget
Intergovernmental Revenues	\$ 23,536,166	\$ 24,114,171	\$ 0	\$ 24,114,171	\$ 26,135,599	\$ 0	\$ 26,135,599
Charges For Current Services	1,370,000	1,370,000	0	1,370,000	1,370,000	0	1,370,000
Miscellaneous Revenues	2,663,000	3,266,330	0	3,266,330	3,286,441	0	3,286,441
Other Financing Sources	66,466,546	68,975,794	0	68,975,794	68,668,495	0	68,668,495
Fund Balance Component Decreases	6,030,641	5,913,613	0	5,913,613	5,913,613	0	5,913,613
Use of Fund Balance	14,801,498	11,755,198	0	11,755,198	9,302,389	0	9,302,389
General Purpose Revenue Allocation	117,381,958	118,381,958	0	118,381,958	122,723,351	0	122,723,351
Total	\$ 232,249,809	\$ 233,777,064	\$ 0	\$ 233,777,064	\$ 237,399,888	\$ 0	\$ 237,399,888



Sheriff



Fiscal Year 2021-22

Staffing

Increase of 59.00 staff years.

- ◆ Increase of 58.00 staff years in the Detention Services Bureau to support the expansion of Medication Assisted Treatment (MAT) services in County jails, including staffing for care coordination services and to support administration of clinical quality programming.
- ◆ Increase of 1.00 staff year in the Law Enforcement Services Bureau due to an increase in law enforcement services requested by the Pala Band of Mission Indians, approved by the Board of Supervisors on March 16, 2021 (7).

Expenditures

Net increase of \$15.9 million.

- ◆ Salaries & Benefits—increase of \$8.7 million primarily due to the addition of 59.00 staff years as described above and for operational needs.
- ◆ Services & Supplies—increase of \$8.1 million.
 - ◆ Increase of \$9.3 million due to the following rebudgets:
 - ◆ \$3.3 million for the replacement of the Jail Information Management System (JIMS).
 - ◆ \$2.2 million related to State and federal homeland security initiatives.
 - ◆ \$1.7 million for the replacement of the Records Management System (RMS).
 - ◆ \$1.5 million for the replacement of the Computer Aided Dispatch (CAD) system.
 - ◆ \$0.5 million for IT storage connection hardware.
 - ◆ \$0.1 million for Regional Communication System (RCS) generator costs.
 - ◆ Increase of \$0.9 million related to the California Highway Patrol (CHP) Cannabis Tax Fund Grant Program to establish an in-house toxicology program primarily for consumables, software and upgrades to existing infrastructure.
 - ◆ Increase of \$0.6 million to support the MAT program start-up costs for additional staff as described above.
 - ◆ Decrease of \$2.6 million due to the elimination of phone time sales for communication services for incarcerated persons in the Jail Commissary Enterprise Fund.
 - ◆ Decrease of \$0.1 million for one-time investigative expenses and equipment purchased in Fiscal Year 2020-21 associated with the High Intensity Drug Trafficking Areas program.
- ◆ Capital Assets Equipment—increase of \$1.8 million related to the CHP Cannabis Tax Fund Grant Program for toxicology instrumentation.
- ◆ Expenditure Transfer & Reimbursements—increase of \$2.7 million associated with the rebudget of centralized General Fund support to partially offset costs related to the replacement of the JIMS. Since this is a transfer of expenditures, it has the effect of a \$2.7 million decrease in total expenditures.

Revenues

Net increase of \$15.9 million.

- ◆ Intergovernmental Revenues—increase of \$5.1 million.
 - ◆ Increase of \$2.7 million in grant revenue to support the CHP Cannabis Tax Fund Grant Program.
 - ◆ Increase of \$2.3 million in rebudgeted State and federal grant revenues to support amounts for the Urban Areas Security Initiative Grant, State Homeland Security Grant Program and the Operation Stonegarden Grant Program.
 - ◆ Increase of \$0.1 million in rebudgeted grant revenue to support the Selective Traffic Enforcement Program.
- ◆ Charges for Current Services—decrease of \$0.1 million due to contracted service level adjustments associated with the State of California 22nd District Agricultural Association partially offset by an increase in law enforcement services requested by the Pala Band of Mission Indians.
- ◆ Miscellaneous Revenues—decrease of \$2.5 million.
 - ◆ Decrease of \$2.6 million in the Jail Commissary Enterprise Fund due to the elimination of phone time sales revenue for communication services for incarcerated persons.
 - ◆ Increase of \$0.1 million for the rebudget of RCS Trust Fund revenue for generator costs.
- ◆ Other Financing Sources—increase of \$2.0 million.
 - ◆ Increase of \$1.5 million in the Criminal Justice Facility Construction Fund use of fund balance to offset rebudgeted costs to replace the CAD System.
 - ◆ Increase of \$0.5 million in the Proposition 172 Fund, *the Local Public Safety Protection and Improvement Act of 1993*, use of fund balance to offset rebudgeted costs for IT storage connection hardware.
- ◆ Use of Fund Balance—increase of \$11.4 million in the use of unassigned General Fund fund balance due to the following:
 - ◆ \$9.1 million for additional staff and start-up costs associated with the expansion of MAT services in County jails.
 - ◆ \$1.7 million for rebudgeted costs to replace the RMS.
 - ◆ \$0.6 million to partially offset rebudgeted costs related to the replacement of the JIMS.

Fiscal Year 2022-23

No significant changes aside from Fiscal Year 2021-22 recommendations described above. Any ongoing resource requirements will be reviewed for potential funding from program revenue or General Purpose Revenue.



Staffing by Program							
	Fiscal Year 2020-21 Adopted Budget	Fiscal Year 2021-22 Recommended Budget	Fiscal Year 2021-22 Change	Fiscal Year 2021-22 Revised Budget	Fiscal Year 2022-23 Recommended Budget	Fiscal Year 2022-23 Change	Fiscal Year 2022-23 Revised Budget
Detention Services	2,081.00	2,334.00	58.00	2,392.00	2,388.00	58.00	2,446.00
Law Enforcement Services	1,436.00	1,432.00	1.00	1,433.00	1,432.00	1.00	1,433.00
Sheriff's Court Services	420.00	377.00	0.00	377.00	377.00	0.00	377.00
Human Resource Services	133.00	132.00	0.00	132.00	132.00	0.00	132.00
Management Services	263.00	314.00	0.00	314.00	314.00	0.00	314.00
Sheriff's ISF / IT	17.00	15.00	0.00	15.00	15.00	0.00	15.00
Office of the Sheriff	31.00	32.00	0.00	32.00	32.00	0.00	32.00
Total	4,381.00	4,636.00	59.00	4,695.00	4,690.00	59.00	4,749.00

Budget by Program							
	Fiscal Year 2020-21 Adopted Budget	Fiscal Year 2021-22 Recommended Budget	Fiscal Year 2021-22 Change	Fiscal Year 2021-22 Revised Budget	Fiscal Year 2022-23 Recommended Budget	Fiscal Year 2022-23 Change	Fiscal Year 2022-23 Revised Budget
Detention Services	\$ 369,395,031	\$ 427,306,077	\$ 8,931,401	\$ 436,237,478	\$ 453,567,087	\$ 8,744,563	\$ 462,311,650
Law Enforcement Services	313,923,107	329,163,310	4,986,782	334,150,092	311,055,673	376,430	311,432,103
Sheriff's Court Services	73,179,972	71,420,819	0	71,420,819	73,143,372	0	73,143,372
Human Resource Services	30,359,632	34,360,658	43,849	34,404,507	34,323,703	7,197	34,330,900
Management Services	46,603,402	47,518,024	107,983	47,626,007	46,111,286	3,240	46,114,526
Sheriff's ISF / IT	114,747,498	122,953,587	4,477,080	127,430,667	114,855,934	88,866	114,944,800
Office of the Sheriff	8,224,895	8,435,040	(50,000)	8,385,040	8,385,579	(50,000)	8,335,579
Sheriff's Asset Forfeiture Program	3,800,000	2,400,000	0	2,400,000	0	0	0
Jail Commissary Enterprise Fund	9,583,492	9,678,292	(2,555,000)	7,123,292	9,697,335	(2,555,000)	7,142,335
Sheriff's Inmate Welfare Fund	8,206,372	4,467,410	0	4,467,410	4,567,486	0	4,567,486
Countywide 800 MHZ CSA's	280,050	280,050	0	280,050	221,377	0	221,377
Total	\$ 978,303,451	\$ 1,057,983,267	\$ 15,942,095	\$ 1,073,925,362	\$ 1,055,928,832	\$ 6,615,296	\$ 1,062,544,128

Budget by Categories of Expenditures							
	Fiscal Year 2020-21 Adopted Budget	Fiscal Year 2021-22 Recommended Budget	Fiscal Year 2021-22 Change	Fiscal Year 2021-22 Revised Budget	Fiscal Year 2022-23 Recommended Budget	Fiscal Year 2022-23 Change	Fiscal Year 2022-23 Revised Budget
Salaries & Benefits	\$ 740,726,913	\$ 801,391,437	\$ 8,713,701	\$ 810,105,138	\$ 827,767,293	\$ 9,075,075	\$ 836,842,368
Services & Supplies	197,803,745	213,093,386	8,101,045	221,194,431	191,129,588	(2,459,779)	188,669,809
Other Charges	30,903,136	34,747,814	0	34,747,814	36,547,111	0	36,547,111
Capital Assets Equipment	3,558,938	3,929,822	1,811,700	5,741,522	575,000	0	575,000
Expenditure Transfer & Reimbursements	(26,315,010)	(8,863,350)	(2,684,351)	(11,547,701)	(5,081,923)	0	(5,081,923)
Operating Transfers Out	31,625,729	13,684,158	0	13,684,158	4,991,763	0	4,991,763
Total	\$ 978,303,451	\$ 1,057,983,267	\$ 15,942,095	\$ 1,073,925,362	\$ 1,055,928,832	\$ 6,615,296	\$ 1,062,544,128

Budget by Categories of Revenues							
	Fiscal Year 2020-21 Adopted Budget	Fiscal Year 2021-22 Recommended Budget	Fiscal Year 2021-22 Change	Fiscal Year 2021-22 Revised Budget	Fiscal Year 2022-23 Recommended Budget	Fiscal Year 2022-23 Change	Fiscal Year 2022-23 Revised Budget
Licenses Permits & Franchises	\$ 409,183	\$ 579,979	\$ 0	\$ 579,979	\$ 579,979	\$ 0	\$ 579,979
Fines, Forfeitures & Penalties	6,552,232	8,814,747	0	8,814,747	2,238,074	0	2,238,074
Revenue From Use of Money & Property	3,828,755	1,147,816	0	1,147,816	1,097,816	0	1,097,816
Intergovernmental Revenues	84,683,785	89,452,171	5,078,275	94,530,446	68,513,446	(79,000)	68,434,446
Charges For Current Services	165,515,221	177,576,383	(101,881)	177,474,502	184,429,336	431,291	184,860,627
Miscellaneous Revenues	16,661,352	17,742,321	(2,452,000)	15,290,321	14,592,228	(2,555,000)	12,037,228
Other Financing Sources	209,197,892	247,898,056	2,000,000	249,898,056	246,054,217	0	246,054,217
Fund Balance Component Decreases	19,974,002	20,061,387	0	20,061,387	20,061,387	0	20,061,387
Use of Fund Balance	38,356,218	15,411,167	11,417,701	26,828,868	8,535,723	8,818,005	17,353,728
General Purpose Revenue Allocation	433,124,811	479,299,240	0	479,299,240	509,826,626	0	509,826,626
Total	\$ 978,303,451	\$ 1,057,983,267	\$ 15,942,095	\$ 1,073,925,362	\$ 1,055,928,832	\$ 6,615,296	\$ 1,062,544,128



Animal Services



No changes from the CAO Recommended Operational Plan.

Staffing by Program							
	Fiscal Year 2020-21 Adopted Budget	Fiscal Year 2021-22 Recommended Budget	Fiscal Year 2021-22 Change	Fiscal Year 2021-22 Revised Budget	Fiscal Year 2022-23 Recommended Budget	Fiscal Year 2022-23 Change	Fiscal Year 2022-23 Revised Budget
Animal Services	61.00	61.00	0.00	61.00	61.00	0.00	61.00
Total	61.00	61.00	0.00	61.00	61.00	0.00	61.00

Budget by Program							
	Fiscal Year 2020-21 Adopted Budget	Fiscal Year 2021-22 Recommended Budget	Fiscal Year 2021-22 Change	Fiscal Year 2021-22 Revised Budget	Fiscal Year 2022-23 Recommended Budget	Fiscal Year 2022-23 Change	Fiscal Year 2022-23 Revised Budget
Animal Services	\$ 9,172,105	\$ 9,564,853	\$ 0	\$ 9,564,853	\$ 9,062,944	\$ 0	\$ 9,062,944
Total	\$ 9,172,105	\$ 9,564,853	\$ 0	\$ 9,564,853	\$ 9,062,944	\$ 0	\$ 9,062,944

Budget by Categories of Expenditures							
	Fiscal Year 2020-21 Adopted Budget	Fiscal Year 2021-22 Recommended Budget	Fiscal Year 2021-22 Change	Fiscal Year 2021-22 Revised Budget	Fiscal Year 2022-23 Recommended Budget	Fiscal Year 2022-23 Change	Fiscal Year 2022-23 Revised Budget
Salaries & Benefits	\$ 6,879,991	\$ 7,010,244	\$ 0	\$ 7,010,244	\$ 6,826,595	\$ 0	\$ 6,826,595
Services & Supplies	2,292,114	2,274,609	0	2,274,609	2,236,349	0	2,236,349
Operating Transfers Out	0	280,000	0	280,000	0	0	0
Total	\$ 9,172,105	\$ 9,564,853	\$ 0	\$ 9,564,853	\$ 9,062,944	\$ 0	\$ 9,062,944

Budget by Categories of Revenues							
	Fiscal Year 2020-21 Adopted Budget	Fiscal Year 2021-22 Recommended Budget	Fiscal Year 2021-22 Change	Fiscal Year 2021-22 Revised Budget	Fiscal Year 2022-23 Recommended Budget	Fiscal Year 2022-23 Change	Fiscal Year 2022-23 Revised Budget
Licenses Permits & Franchises	\$ 375,290	\$ 520,290	\$ 0	\$ 520,290	\$ 520,290	\$ 0	\$ 520,290
Fines, Forfeitures & Penalties	160	160	0	160	160	0	160
Charges For Current Services	244,691	189,691	0	189,691	244,691	0	244,691
Miscellaneous Revenues	117,281	192,281	0	192,281	117,281	0	117,281
Fund Balance Component Decreases	189,785	191,187	0	191,187	191,187	0	191,187
Use of Fund Balance	509,992	736,338	0	736,338	171,346	0	171,346
General Purpose Revenue Allocation	7,734,906	7,734,906	0	7,734,906	7,817,989	0	7,817,989
Total	\$ 9,172,105	\$ 9,564,853	\$ 0	\$ 9,564,853	\$ 9,062,944	\$ 0	\$ 9,062,944



Child Support Services



Fiscal Year 2021-22

Staffing

Decrease of 6.00 staff years

- ◆ Transfer of 6.00 staff years from the Bureau of Public Assistance Investigations to Health and Human Services (HHSA) due to the termination of the Project 100% Early Fraud Prevention/Detection program as directed by the Board of Supervisors on April 6, 2021 (22).

Expenditures

No net changes.

- ◆ Salaries & Benefits—decrease of \$0.7 million due to the transfer of 6.00 staff years as stated above.
- ◆ Services & Supplies—decrease of \$0.5 million in information technology and general expense reductions related to the reduction of staff.
- ◆ Expenditure Transfer & Reimbursements—increase of \$1.2 million due to the decrease costs to be transferred to the Health and Human Services Agency related to the transfer of staff in the Bureau of Public Assistance Investigations. Since this is a transfer of expenditures, it has the net effect of increase in total expenditures.

Revenues

No changes from the CAO Recommended Operational Plan.

Fiscal Year 2022-23

No changes from the CAO Recommended Operational Plan aside from Fiscal Year 2021-22 recommendations described above.

Staffing by Program							
	Fiscal Year 2020-21 Adopted Budget	Fiscal Year 2021-22 Recommended Budget	Fiscal Year 2021-22 Change	Fiscal Year 2021-22 Revised Budget	Fiscal Year 2022-23 Recommended Budget	Fiscal Year 2022-23 Change	Fiscal Year 2022-23 Revised Budget
Production Operations	375.00	345.00	0.00	345.00	345.00	0.00	345.00
Recurring Maintenance and Operations	12.00	12.00	0.00	12.00	12.00	0.00	12.00
Legal Services	32.00	32.00	0.00	32.00	32.00	0.00	32.00
Bureau of Public Assistance Investigation (BPAI)	78.00	78.00	(6.00)	72.00	78.00	(6.00)	72.00
Total	497.00	467.00	(6.00)	461.00	467.00	(6.00)	461.00

Budget by Program							
	Fiscal Year 2020-21 Adopted Budget	Fiscal Year 2021-22 Recommended Budget	Fiscal Year 2021-22 Change	Fiscal Year 2021-22 Revised Budget	Fiscal Year 2022-23 Recommended Budget	Fiscal Year 2022-23 Change	Fiscal Year 2022-23 Revised Budget
Production Operations	\$ 38,285,546	\$ 38,074,886	\$ 0	\$ 38,074,886	\$ 38,026,011	\$ 0	\$ 38,026,011
Administrative Services	1,084,387	1,076,876	0	1,076,876	1,076,876	0	1,076,876
Recurring Maintenance and Operations	1,483,906	1,453,954	0	1,453,954	1,477,210	0	1,477,210
Legal Services	6,568,392	6,749,017	0	6,749,017	6,774,636	0	6,774,636
Total	\$ 47,422,231	\$ 47,354,733	\$ 0	\$ 47,354,733	\$ 47,354,733	\$ 0	\$ 47,354,733

Budget by Categories of Expenditures							
	Fiscal Year 2020-21 Adopted Budget	Fiscal Year 2021-22 Recommended Budget	Fiscal Year 2021-22 Change	Fiscal Year 2021-22 Revised Budget	Fiscal Year 2022-23 Recommended Budget	Fiscal Year 2022-23 Change	Fiscal Year 2022-23 Revised Budget
Salaries & Benefits	\$ 49,555,141	\$ 49,607,369	\$ (650,022)	\$ 48,957,347	\$ 49,594,869	\$ (681,630)	\$ 48,913,239
Services & Supplies	10,788,740	11,008,817	(544,650)	10,464,167	11,008,817	(544,650)	10,464,167
Other Charges	830,000	750,000	0	750,000	750,000	0	750,000
Capital Assets Equipment	220,000	155,000	0	155,000	155,000	0	155,000
Expenditure Transfer & Reimbursements	(13,971,650)	(14,166,453)	1,194,672	(12,971,781)	(14,153,953)	1,226,280	(12,927,673)
Total	\$ 47,422,231	\$ 47,354,733	\$ 0	\$ 47,354,733	\$ 47,354,733	\$ 0	\$ 47,354,733





Budget by Categories of Revenues							
	Fiscal Year 2020-21 Adopted Budget	Fiscal Year 2021-22 Recommended Budget	Fiscal Year 2021-22 Change	Fiscal Year 2021-22 Revised Budget	Fiscal Year 2022-23 Recommended Budget	Fiscal Year 2022-23 Change	Fiscal Year 2022-23 Revised Budget
Intergovernmental Revenues	\$ 46,064,629	\$ 46,243,617	\$ 0	\$ 46,243,617	\$ 46,243,617	\$ 0	\$ 46,243,617
Charges For Current Services	1,111,116	1,111,116	0	1,111,116	1,111,116	0	1,111,116
Miscellaneous Revenues	246,486	0	0	0	0	0	0
General Purpose Revenue Allocation	0	0	0	0	0	0	0
Total	\$ 47,422,231	\$ 47,354,733	\$ 0	\$ 47,354,733	\$ 47,354,733	\$ 0	\$ 47,354,733







Office of Emergency Services



No changes from the CAO Recommended Operational Plan.

Staffing by Program							
	Fiscal Year 2020-21 Adopted Budget	Fiscal Year 2021-22 Recommended Budget	Fiscal Year 2021-22 Change	Fiscal Year 2021-22 Revised Budget	Fiscal Year 2022-23 Recommended Budget	Fiscal Year 2022-23 Change	Fiscal Year 2022-23 Revised Budget
Office of Emergency Services	21.00	21.00	0.00	21.00	21.00	0.00	21.00
Total	21.00	21.00	0.00	21.00	21.00	0.00	21.00

Budget by Program							
	Fiscal Year 2020-21 Adopted Budget	Fiscal Year 2021-22 Recommended Budget	Fiscal Year 2021-22 Change	Fiscal Year 2021-22 Revised Budget	Fiscal Year 2022-23 Recommended Budget	Fiscal Year 2022-23 Change	Fiscal Year 2022-23 Revised Budget
Office of Emergency Services	\$ 7,973,335	\$ 7,947,354	\$ 0	\$ 7,947,354	\$ 7,744,359	\$ 0	\$ 7,744,359
Total	\$ 7,973,335	\$ 7,947,354	\$ 0	\$ 7,947,354	\$ 7,744,359	\$ 0	\$ 7,744,359

Budget by Categories of Expenditures							
	Fiscal Year 2020-21 Adopted Budget	Fiscal Year 2021-22 Recommended Budget	Fiscal Year 2021-22 Change	Fiscal Year 2021-22 Revised Budget	Fiscal Year 2022-23 Recommended Budget	Fiscal Year 2022-23 Change	Fiscal Year 2022-23 Revised Budget
Salaries & Benefits	\$ 3,118,757	\$ 3,135,065	\$ 0	\$ 3,135,065	\$ 3,228,723	\$ 0	\$ 3,228,723
Services & Supplies	3,068,126	2,971,063	0	2,971,063	2,674,410	0	2,674,410
Other Charges	1,786,452	1,841,226	0	1,841,226	1,841,226	0	1,841,226
Total	\$ 7,973,335	\$ 7,947,354	\$ 0	\$ 7,947,354	\$ 7,744,359	\$ 0	\$ 7,744,359

Budget by Categories of Revenues							
	Fiscal Year 2020-21 Adopted Budget	Fiscal Year 2021-22 Recommended Budget	Fiscal Year 2021-22 Change	Fiscal Year 2021-22 Revised Budget	Fiscal Year 2022-23 Recommended Budget	Fiscal Year 2022-23 Change	Fiscal Year 2022-23 Revised Budget
Intergovernmental Revenues	\$ 4,975,914	\$ 4,638,319	\$ 0	\$ 4,638,319	\$ 4,596,577	\$ 0	\$ 4,596,577
Charges For Current Services	366,500	274,882	0	274,882	241,896	0	241,896
Fund Balance Component Decreases	85,072	88,656	0	88,656	88,656	0	88,656
Use of Fund Balance	504,492	904,140	0	904,140	741,889	0	741,889
General Purpose Revenue Allocation	2,041,357	2,041,357	0	2,041,357	2,075,341	0	2,075,341
Total	\$ 7,973,335	\$ 7,947,354	\$ 0	\$ 7,947,354	\$ 7,744,359	\$ 0	\$ 7,744,359



Medical Examiner



No changes from the CAO Recommended Operational Plan.

Staffing by Program							
	Fiscal Year 2020-21 Adopted Budget	Fiscal Year 2021-22 Recommended Budget	Fiscal Year 2021-22 Change	Fiscal Year 2021-22 Revised Budget	Fiscal Year 2022-23 Recommended Budget	Fiscal Year 2022-23 Change	Fiscal Year 2022-23 Revised Budget
Decedent Investigations	57.00	60.00	0.00	60.00	60.00	0.00	60.00
Total	57.00	60.00	0.00	60.00	60.00	0.00	60.00

Budget by Program							
	Fiscal Year 2020-21 Adopted Budget	Fiscal Year 2021-22 Recommended Budget	Fiscal Year 2021-22 Change	Fiscal Year 2021-22 Revised Budget	Fiscal Year 2022-23 Recommended Budget	Fiscal Year 2022-23 Change	Fiscal Year 2022-23 Revised Budget
Decedent Investigations	\$ 12,144,343	\$ 13,253,485	\$ 0	\$ 13,253,485	\$ 12,467,035	\$ 0	\$ 12,467,035
Total	\$ 12,144,343	\$ 13,253,485	\$ 0	\$ 13,253,485	\$ 12,467,035	\$ 0	\$ 12,467,035

Budget by Categories of Expenditures							
	Fiscal Year 2020-21 Adopted Budget	Fiscal Year 2021-22 Recommended Budget	Fiscal Year 2021-22 Change	Fiscal Year 2021-22 Revised Budget	Fiscal Year 2022-23 Recommended Budget	Fiscal Year 2022-23 Change	Fiscal Year 2022-23 Revised Budget
Salaries & Benefits	\$ 9,187,587	\$ 9,402,261	\$ 0	\$ 9,402,261	\$ 9,430,623	\$ 0	\$ 9,430,623
Services & Supplies	2,906,756	3,601,224	0	3,601,224	3,036,412	0	3,036,412
Capital Assets Equipment	50,000	250,000	0	250,000	0	0	0
Total	\$ 12,144,343	\$ 13,253,485	\$ 0	\$ 13,253,485	\$ 12,467,035	\$ 0	\$ 12,467,035

Budget by Categories of Revenues							
	Fiscal Year 2020-21 Adopted Budget	Fiscal Year 2021-22 Recommended Budget	Fiscal Year 2021-22 Change	Fiscal Year 2021-22 Revised Budget	Fiscal Year 2022-23 Recommended Budget	Fiscal Year 2022-23 Change	Fiscal Year 2022-23 Revised Budget
Charges For Current Services	\$ 153,000	\$ 153,000	\$ 0	\$ 153,000	\$ 153,000	\$ 0	\$ 153,000
Miscellaneous Revenues	1,000	1,000	0	1,000	1,000	0	1,000
Fund Balance Component Decreases	271,574	244,326	0	244,326	244,326	0	244,326
Use of Fund Balance	351,467	1,237,103	0	1,237,103	311,876	0	311,876
General Purpose Revenue Allocation	11,367,302	11,618,056	0	11,618,056	11,756,833	0	11,756,833
Total	\$ 12,144,343	\$ 13,253,485	\$ 0	\$ 13,253,485	\$ 12,467,035	\$ 0	\$ 12,467,035



Probation



No changes from the CAO Recommended Operational Plan.

Staffing by Program							
	Fiscal Year 2020-21 Adopted Budget	Fiscal Year 2021-22 Recommended Budget	Fiscal Year 2021-22 Change	Fiscal Year 2021-22 Revised Budget	Fiscal Year 2022-23 Recommended Budget	Fiscal Year 2022-23 Change	Fiscal Year 2022-23 Revised Budget
Adult Reintegration & Com Serv	426.00	433.00	0.00	433.00	433.00	0.00	433.00
Youth Detention & Development	380.00	376.00	0.00	376.00	376.00	0.00	376.00
Youth Development & Com Serv	198.00	197.00	0.00	197.00	197.00	0.00	197.00
Department Administration	3.00	3.00	0.00	3.00	3.00	0.00	3.00
Total	1,007.00	1,009.00	0.00	1,009.00	1,009.00	0.00	1,009.00

Budget by Program							
	Fiscal Year 2020-21 Adopted Budget	Fiscal Year 2021-22 Recommended Budget	Fiscal Year 2021-22 Change	Fiscal Year 2021-22 Revised Budget	Fiscal Year 2022-23 Recommended Budget	Fiscal Year 2022-23 Change	Fiscal Year 2022-23 Revised Budget
Adult Reintegration & Com Serv	\$ 97,045,241	\$ 104,945,080	\$ 0	\$ 104,945,080	\$ 106,432,074	\$ 0	\$ 106,432,074
Youth Detention & Development	66,821,100	67,308,565	0	67,308,565	68,837,489	0	68,837,489
Youth Development & Com Serv	61,632,187	61,278,843	0	61,278,843	62,092,055	0	62,092,055
Department Administration	7,776,750	3,173,735	0	3,173,735	3,175,387	0	3,175,387
Probation Asset Forfeiture Program	100,000	100,000	0	100,000	100,000	0	100,000
Probation Inmate Welfare Fund	95,000	2,000	0	2,000	2,000	0	2,000
Total	\$ 233,470,278	\$ 236,808,223	\$ 0	\$ 236,808,223	\$ 240,639,005	\$ 0	\$ 240,639,005

Budget by Categories of Expenditures							
	Fiscal Year 2020-21 Adopted Budget	Fiscal Year 2021-22 Recommended Budget	Fiscal Year 2021-22 Change	Fiscal Year 2021-22 Revised Budget	Fiscal Year 2022-23 Recommended Budget	Fiscal Year 2022-23 Change	Fiscal Year 2022-23 Revised Budget
Salaries & Benefits	\$ 136,606,999	\$ 142,922,695	\$ 0	\$ 142,922,695	\$ 144,836,741	\$ 0	\$ 144,836,741
Services & Supplies	86,606,279	85,872,841	0	85,872,841	85,751,570	0	85,751,570
Other Charges	12,333,000	10,330,000	0	10,330,000	10,330,000	0	10,330,000
Expenditure Transfer & Reimbursements	(2,076,000)	(2,317,313)	0	(2,317,313)	(279,306)	0	(279,306)
Total	\$ 233,470,278	\$ 236,808,223	\$ 0	\$ 236,808,223	\$ 240,639,005	\$ 0	\$ 240,639,005



Budget by Categories of Revenues							
	Fiscal Year 2020-21 Adopted Budget	Fiscal Year 2021-22 Recommended Budget	Fiscal Year 2021-22 Change	Fiscal Year 2021-22 Revised Budget	Fiscal Year 2022-23 Recommended Budget	Fiscal Year 2022-23 Change	Fiscal Year 2022-23 Revised Budget
Fines, Forfeitures & Penalties	\$ 55,000	\$ 0	\$ 0	\$ 0	\$ 0	\$ 0	\$ 0
Revenue From Use of Money & Property	0	2,000	0	2,000	2,000	0	2,000
Intergovernmental Revenues	109,713,803	106,140,900	0	106,140,900	106,325,730	0	106,325,730
Charges For Current Services	3,493,638	2,691,000	0	2,691,000	2,691,000	0	2,691,000
Miscellaneous Revenues	96,000	1,000	0	1,000	1,000	0	1,000
Other Financing Sources	23,348,287	31,878,061	0	31,878,061	27,890,560	0	27,890,560
Fund Balance Component Decreases	4,359,020	4,331,772	0	4,331,772	4,331,772	0	4,331,772
Use of Fund Balance	9,833,375	5,809,564	0	5,809,564	10,722,956	0	10,722,956
General Purpose Revenue Allocation	82,571,155	85,953,926	0	85,953,926	88,673,987	0	88,673,987
Total	\$ 233,470,278	\$ 236,808,223	\$ 0	\$ 236,808,223	\$ 240,639,005	\$ 0	\$ 240,639,005



Public Defender



Fiscal Year 2021-22

Staffing

No change from the CAO Recommended Operation Plan.

Expenditures

Increase of \$5.0 million.

- ◆ Services & Supplies—increase of \$5.0 million for a one-year pilot as a first step to establish a permanent Immigrant Rights Legal Defense Program including up to \$0.5 million in translation services, to provide legal representation to detained immigrants facing removal proceedings in San Diego County as referred to budget by the Board of Supervisors on May 4, 2021 (5).

Revenues

Increase of \$5.0 million.

- ◆ Use of Fund Balance—increase of \$5.0 million in use of unassigned General Fund fund balance to fund the one-year pilot Immigrant Rights Legal Defense program.

Fiscal Year 2022-23

No significant changes aside from Fiscal Year 2021–22 recommendations described above. Any ongoing resource requirements will be reviewed for potential funding from program revenue or General Purpose Revenue.

Staffing by Program							
	Fiscal Year 2020-21 Adopted Budget	Fiscal Year 2021-22 Recommended Budget	Fiscal Year 2021-22 Change	Fiscal Year 2021-22 Revised Budget	Fiscal Year 2022-23 Recommended Budget	Fiscal Year 2022-23 Change	Fiscal Year 2022-23 Revised Budget
Primary Public Defender	337.00	364.00	0.00	364.00	364.00	0.00	364.00
Office of Assigned Counsel	5.00	5.00	0.00	5.00	5.00	0.00	5.00
Alternate Public Defender	47.00	47.00	0.00	47.00	47.00	0.00	47.00
Multiple Conflicts Office	10.00	10.00	0.00	10.00	10.00	0.00	10.00
Administration	15.00	16.00	0.00	16.00	16.00	0.00	16.00
Total	414.00	442.00	0.00	442.00	442.00	0.00	442.00

Budget by Program							
	Fiscal Year 2020-21 Adopted Budget	Fiscal Year 2021-22 Recommended Budget	Fiscal Year 2021-22 Change	Fiscal Year 2021-22 Revised Budget	Fiscal Year 2022-23 Recommended Budget	Fiscal Year 2022-23 Change	Fiscal Year 2022-23 Revised Budget
Primary Public Defender	\$ 67,235,844	\$ 73,640,185	\$ 0	\$ 73,640,185	\$ 75,144,931	\$ 0	\$ 75,144,931
Office of Assigned Counsel	4,890,691	4,910,182	5,000,000	9,910,182	4,519,457	5,000,000	9,519,457
Alternate Public Defender	10,322,584	10,679,962	0	10,679,962	10,810,584	0	10,810,584
Multiple Conflicts Office	2,329,477	2,324,712	0	2,324,712	2,343,340	0	2,343,340
Administration	12,684,192	13,983,044	0	13,983,044	12,312,773	0	12,312,773
Total	\$ 97,462,788	\$ 105,538,085	\$ 5,000,000	\$ 110,538,085	\$ 105,131,085	\$ 5,000,000	\$ 110,131,085

Budget by Categories of Expenditures							
	Fiscal Year 2020-21 Adopted Budget	Fiscal Year 2021-22 Recommended Budget	Fiscal Year 2021-22 Change	Fiscal Year 2021-22 Revised Budget	Fiscal Year 2022-23 Recommended Budget	Fiscal Year 2022-23 Change	Fiscal Year 2022-23 Revised Budget
Salaries & Benefits	\$ 82,299,188	\$ 90,669,913	\$ 0	\$ 90,669,913	\$ 89,920,736	\$ 0	\$ 89,920,736
Services & Supplies	18,394,513	16,002,130	5,000,000	21,002,130	15,159,115	5,000,000	20,159,115
Other Charges	377,000	377,000	0	377,000	377,000	0	377,000
Expenditure Transfer & Reimbursements	(3,607,913)	(1,510,958)	0	(1,510,958)	(325,766)	0	(325,766)
Total	\$ 97,462,788	\$ 105,538,085	\$ 5,000,000	\$ 110,538,085	\$ 105,131,085	\$ 5,000,000	\$ 110,131,085



Budget by Categories of Revenues							
	Fiscal Year 2020-21 Adopted Budget	Fiscal Year 2021-22 Recommended Budget	Fiscal Year 2021-22 Change	Fiscal Year 2021-22 Revised Budget	Fiscal Year 2022-23 Recommended Budget	Fiscal Year 2022-23 Change	Fiscal Year 2022-23 Revised Budget
Intergovernmental Revenues	\$ 1,922,239	\$ 2,108,980	\$ 0	\$ 2,108,980	\$ 2,172,239	\$ 0	\$ 2,172,239
Charges For Current Services	650,000	0	0	0	0	0	0
Miscellaneous Revenues	2,062,140	2,062,140	0	2,062,140	2,062,140	0	2,062,140
Fund Balance Component Decreases	2,513,458	2,590,016	0	2,590,016	2,590,016	0	2,590,016
Use of Fund Balance	3,368,879	2,000,000	5,000,000	7,000,000	0	5,000,000	5,000,000
General Purpose Revenue Allocation	86,946,072	96,776,949	0	96,776,949	98,306,690	0	98,306,690
Total	\$ 97,462,788	\$ 105,538,085	\$ 5,000,000	\$ 110,538,085	\$ 105,131,085	\$ 5,000,000	\$ 110,131,085



San Diego County Fire



Fiscal Year 2021-22

Effective July 1, 2021, the Emergency Medical Services operations, staffing and corresponding revenues are transferred from the Health and Human Services Agency to the Public Safety Group, San Diego County Fire.

Staffing

Increase of 38.00 staff years due to the transfer of Emergency Medical Services from Health and Human Services Agency.

Expenditures

A net increase of \$30.5 million.

- ◆ Salaries & Benefits—increase of \$5.7 million primarily due to the transfer of 38.00 staff years.
- ◆ Services & Supplies—increase of \$25.0 million.
 - ❖ Increase of \$8.8 million to support continuation of countywide Emergency Medical Services operations and one-time COVID-19 contracted services for ambulance response, testing and vaccination.
 - ❖ Increase of \$14.5 million due to the transfer of County Service Areas (CSA) 17 and 69 to support continuation of ambulance services in the CSAs.
 - ❖ Increase of \$1.7 million for the addition of nine Fire Apparatus Engineers that will allow three remote fire stations to increase from 2 to 3 person teams.
- ◆ Expenditure Transfer & Reimbursements—increase of \$0.2 million for the Advanced Life Support service provided at County detentions. Since this is a transfer of expenditures, it has a net effect of \$0.2 million decrease in total expenditures.

Revenues

A net increase of \$30.5 million.

- ◆ Taxes Current Property—increase of \$2.6 million for projected property tax collections in the CSAs.
- ◆ Licenses Permits & Franchises—increase of \$0.2 million in ambulance permit and inspection fees.
- ◆ Fines, Forfeitures & Penalties—increase of \$3.5 million in revenue from Maddy EMS Trust Fund to support programs such as the Local Emergency Medical Services Information System (LEMSIS).
- ◆ Revenue From Use of Money & Property—increase of \$0.4 million in interest revenue from CSAs 17 and 69 funds.
- ◆ Intergovernmental Revenues—increase of \$7.9 million.
 - ❖ Increase of \$4.8 million ambulance service fee revenue to support CSAs 17 and 69 operations.
 - ❖ Increase of \$1.1 million State Realignment revenue to support Emergency Medical Services operations.
 - ❖ Increase of \$1.8 million American Rescue Plan Act revenue for one-time COVID-19 ambulance response, testing and vaccination contracted services.
 - ❖ Increase of \$0.2 million in Medi-Cal revenue to support Medi-Cal Administrative Activities (MAA).

- ◆ Charges For Current Services—increase of \$7.4 million.
 - ❖ Increase of \$6.5 million from ambulance service fee revenue to support continuation of ambulances services in the CSAs.
 - ❖ Increase of \$0.4 million from credentialing fee revenue to support countywide Prehospital Personnel Credentialing services.
 - ❖ Increase of \$0.5 million from designation fee revenue to support continuation of Base Hospital and Trauma System administration.
- ◆ Miscellaneous Revenues—increase of \$0.4 million in benefit fee revenue to provide operational support to CSAs 17 and 69.
- ◆ Use of Fund Balance—increase of \$1.9 million.
 - ❖ \$0.2 million in CSA 17 fund balance to support operations.
 - ❖ \$1.7 million in unassigned General Fund fund balance to convert three remote fire stations from 2 to 3 person teams.
- ◆ General Purpose Revenue—increase of \$6.2 million for the transfer of Emergency Medical Services including the addition of 38.00 staff years and operational costs to support countywide emergency medical services.

Fiscal Year 2022-23

No significant changes aside from Fiscal Year 2021-22 recommendations described above. Any ongoing resource requirements will be reviewed for potential funding from program revenue or General Purpose Revenue.





Staffing by Program							
	Fiscal Year 2020-21 Adopted Budget	Fiscal Year 2021-22 Recommended Budget	Fiscal Year 2021-22 Change	Fiscal Year 2021-22 Revised Budget	Fiscal Year 2022-23 Recommended Budget	Fiscal Year 2022-23 Change	Fiscal Year 2022-23 Revised Budget
San Diego County Fire	27.00	27.00	38.00	65.00	27.00	38.00	65.00
Total	27.00	27.00	38.00	65.00	27.00	38.00	65.00

Budget by Program							
	Fiscal Year 2020-21 Adopted Budget	Fiscal Year 2021-22 Recommended Budget	Fiscal Year 2021-22 Change	Fiscal Year 2021-22 Revised Budget	Fiscal Year 2022-23 Recommended Budget	Fiscal Year 2022-23 Change	Fiscal Year 2022-23 Revised Budget
San Diego County Fire	\$ 50,003,438	\$ 49,085,044	\$ 15,992,471	\$ 65,077,515	\$ 45,877,511	\$ 13,418,876	\$ 59,296,387
County Service Areas - Fire Protection/EMS	3,547,339	3,201,939	(3,201,939)	0	3,201,939	(3,201,939)	0
San Diego County Fire Protection District	0	0	3,201,939	3,201,939	0	3,201,939	3,201,939
County Service Areas - Emergency Services	0	0	14,473,847	14,473,847	0	14,919,269	14,919,269
Total	\$ 53,550,777	\$ 52,286,983	\$ 30,466,318	\$ 82,753,301	\$ 49,079,450	\$ 28,338,145	\$ 77,417,595

Budget by Categories of Expenditures							
	Fiscal Year 2020-21 Adopted Budget	Fiscal Year 2021-22 Recommended Budget	Fiscal Year 2021-22 Change	Fiscal Year 2021-22 Revised Budget	Fiscal Year 2022-23 Recommended Budget	Fiscal Year 2022-23 Change	Fiscal Year 2022-23 Revised Budget
Salaries & Benefits	\$ 4,022,382	\$ 4,140,632	\$ 5,719,907	\$ 9,860,539	\$ 4,161,932	\$ 5,739,506	\$ 9,901,438
Services & Supplies	46,764,036	45,401,910	24,941,711	70,343,621	44,073,077	22,793,939	66,867,016
Other Charges	195,000	195,000	0	195,000	195,000	0	195,000
Capital Assets Equipment	3,232,000	1,485,000	0	1,485,000	385,000	0	385,000
Expenditure Transfer & Reimbursements	(1,625,000)	(20,000)	(195,300)	(215,300)	(20,000)	(195,300)	(215,300)
Operating Transfers Out	962,359	1,084,441	0	1,084,441	284,441	0	284,441
Total	\$ 53,550,777	\$ 52,286,983	\$ 30,466,318	\$ 82,753,301	\$ 49,079,450	\$ 28,338,145	\$ 77,417,595



Budget by Categories of Revenues							
	Fiscal Year 2020-21 Adopted Budget	Fiscal Year 2021-22 Recommended Budget	Fiscal Year 2021-22 Change	Fiscal Year 2021-22 Revised Budget	Fiscal Year 2022-23 Recommended Budget	Fiscal Year 2022-23 Change	Fiscal Year 2022-23 Revised Budget
Taxes Current Property	\$ 1,333,055	\$ 2,599,921	\$ 2,534,570	\$ 5,134,491	\$ 2,599,921	\$ 2,686,227	\$ 5,286,148
Taxes Other Than Current Secured	0	16,000	34,530	50,530	16,000	36,652	52,652
Licenses Permits & Franchises	0	0	223,115	223,115	0	211,784	211,784
Fines, Forfeitures & Penalties	0	0	3,433,231	3,433,231	0	3,433,231	3,433,231
Revenue From Use of Money & Property	0	41,000	355,218	396,218	41,000	368,883	409,883
Intergovernmental Revenues	2,213,100	0	7,948,556	7,948,556	0	5,212,151	5,212,151
Charges For Current Services	2,640,127	3,132,275	7,428,677	10,560,952	3,242,361	7,925,245	11,167,606
Miscellaneous Revenues	3,611,261	1,643,923	401,600	2,045,523	301,834	401,600	703,434
Other Financing Sources	262,455	262,455	0	262,455	262,455	0	262,455
Fund Balance Component Decreases	1,095,607	97,268	0	97,268	97,268	0	97,268
Use of Fund Balance	7,548,978	2,625,906	1,910,122	4,536,028	600,203	1,865,673	2,465,876
General Purpose Revenue Allocation	34,846,194	41,868,235	6,196,699	48,064,934	41,918,408	6,196,699	48,115,107
Total	\$ 53,550,777	\$ 52,286,983	\$ 30,466,318	\$ 82,753,301	\$ 49,079,450	\$ 28,338,145	\$ 77,417,595



County of San Diego

Health and Human Services Agency

Health and Human Services Agency Summary	59
.....
Self-Sufficiency Services	65
.....
Aging & Independence Services	69
.....
Behavioral Health Services	73
.....
Child Welfare Services	77
.....
Public Health Services	81
.....
Administrative Support	85
.....
Housing & Community Development Services	89
.....
Homeless Solutions and Equitable Communities	93
.....
County Successor Agency	97
.....

THIS PAGE LEFT INTENTIONALLY BLANK

Health and Human Services Agency Summary



Health and Human Services Agency Summary

Total Staffing by Agency

The Health and Human Services Agency staffing level in the Revised Recommended Operational Plan is 7,284.50 staff years in Fiscal Year 2021–22 and 7,284.50 staff years in Fiscal Year 2022–23. This is an increase of 201.00 staff years or 2.8% in each year from the CAO Recommended Operational Plan and recommended increase of 512.00 staff years or 7.6% from the Fiscal Year 2020–21 Adopted Operational Plan.

Fiscal Year 2021–22

Recommended staffing changes for Fiscal Year 2021–22 from the CAO Recommended Operational Plan include the addition of 239.00 staff years, transfer out of 38.00 staff to San Diego County Fire in Public Safety Group (PSG) and inter-departmental transfers to support the new Homeless Solutions and Equitable Communities department.

The net increase of 201.00 staff years includes:

- ◆ Increase of 133.00 staff years to augment staff to support efforts to enhance public health capacity to address infectious disease needs cohesively and comprehensively through the Epidemiology and Laboratory Capacity (ELC) for Prevention and Control of Emerging Infectious Diseases grant funded program.
- ◆ Increase of 42.00 staff years in the new Homeless Solutions and Equitable Communities (HSEC) department to improve coordination of existing and future County homeless activities and programs to end homelessness and devote efforts to upstream prevention with a particular focus on economic inclusion and poverty reduction, as well as ensuring the region is welcoming to all residents. The increase includes 6.00 staff years due to a transfer from Child Support Services in the Public Safety Group due to the termination of the Project 100% Early Fraud Prevention/Detection program as referred to budget by the Board of Supervisors on April 6, 2021 (22). There are a total of 185.00 staff years proposed for HSEC which includes staff years transferred from other areas in HHS to support the new department.
- ◆ Increase of 23.00 staff years primarily to support financial oversight needs related to the ongoing COVID-19 emergency response associated with the administration and monitoring of American Rescue Plan Act (ARPA) of 2021 funds and various Public Health grants, as well as human resources management and other administrative support.
- ◆ Increase of 18.00 staff years to advance health equity in racial and ethnic minority groups and rural populations through a Centers for Disease Control and Prevention (CDC) funded grant.
- ◆ Increase of 14.00 staff years to facilitate data exchange between physical and mental health providers, to enable risk stratification and utilization monitoring, and to coordinate care across community-based services.
- ◆ Increase of 6.00 staff years to support the expansion of Medication Assisted Treatment (MAT) services in County jails, including staffing for care coordination services and to support administration of clinical quality programming.
- ◆ Increase of 1.00 staff year to support data integration of all available data sources to improve information sharing and provide advanced coordination of behavioral health crisis services as part of the continued rollout of the Countywide Mobile Crisis Response Teams (MCRT) as referred to budget by the Board of Supervisors on April 6, 2021 (9).

- ◆ Increase of 1.00 staff year to support enhanced beach water quality testing. This position will lead the new droplet digital polymerase chain reaction (ddPCR) beach water testing method and the associated peripheral demands, which is expected to go live in the fall of 2021. San Diego County will be the first coastal community in the State of California and the first in the nation to utilize the ddPCR method to monitor and assess beach water quality that will provide same day water testing results.
- ◆ Increase of 1.00 staff year to support the new Office of Immigrant and Refugee Affairs as referred to budget by the Board of Supervisors on June 8, 2021 (10). A total of 5.00 staff years is budgeted to support the new Office of Immigrant and Refugee Affairs.
- ◆ Decrease of 38.00 staff years due to the transfer of Emergency Medical Services (EMS) to PSG/San Diego County Fire to enhance the alignment of the integrated functions of Fire and EMS.

Fiscal Year 2022–23

No significant changes from the CAO Recommended Operational Plan other than the net increase tied to the additional staff years noted in Fiscal Year 2021–22.

Total Appropriations by Agency

The Health and Human Services Agency expenditure appropriations in the Revised Recommended Operational Plan are \$2.8 billion in Fiscal Year 2021–22 and \$2.5 billion in Fiscal Year 2022–23. This is an increase of \$98.1 million or 3.6% in Fiscal Year 2021–22 from the CAO Recommended Operational Plan, for a total increase of \$309.5 million or 12.2% from the Fiscal Year 2020–21 Adopted Operational Plan.

Fiscal Year 2021–22

Significant changes from the CAO Recommended Operational Plan include:

- ◆ Creation of the new Homeless Solutions and Equitable Communities department to improve coordination of existing and future County homeless activities and programs to end homelessness and devote efforts to upstream prevention with a particular focus on economic inclusion and poverty reduction, as well as ensuring the region is welcoming to all residents.
- ◆ Transition of EMS to San Diego County Fire in PSG to enhance the alignment of the integrated functions of Fire and EMS.
- ◆ Increase of 201.00 staff years as noted in the Staffing by Agency section which includes additional staff years to augment capacity in Public Health Services, support to the new Homeless Solutions and Equitable Communities department, improve care coordination in Behavioral Health Services, support expansion of MAT services in County jails and provide human resources management, data integration and finance oversight offset by decreased staff years due to the transition of EMS to PSG.
- ◆ Increase of \$89.4 million to support investments in support of testing, case investigation and contact tracing, surveillance, containment, and mitigation through the ELC grant funded program and to advance health equity in racial and ethnic minority groups and rural populations through a CDC funded grant.
- ◆ Increase of \$25.0 million to expand funding for the Innovative Housing Trust Fund (IHTF) to increase production and preservation of affordable housing, as referred to budget by the Board of Supervisors on April 6, 2021 (8).
- ◆ Increase of \$2.5 million for expansion of services to support the continued rollout of MCRT. A total of \$12.5 million is budgeted in the Revised Recommended Operational Plan.

Fiscal Year 2022–23

No significant changes from the CAO Recommended Operational Plan other than the net increase tied to the increase in staff years, creation of the new Homeless Solutions and Equitable Communities department and transition of EMS to PSG as noted above.

Expenditures

Net increase of \$98.1 million

- ◆ Salaries & Benefits—increase of \$24.5 million tied to the increase of 201.00 staff years as noted above.
- ◆ Services & Supplies—increase of \$52.8 million.
 - ◆ Increase of \$39.2 million to prevent, prepare for, and respond to coronavirus and other infectious diseases by supporting testing, case investigation and contact tracing, surveillance, containment, and mitigation through the Epidemiology and Laboratory Capacity (ELC) for Prevention and Control of Emerging Infectious Diseases grant funded program.
 - ◆ Increase of \$25.0 million to expand funding for the Innovative Housing Trust Fund (IHTF) to increase production and preservation of affordable housing, as referred to budget by the Board of Supervisors on April 6, 2021 (8).





- ❖ Increase of \$7.5 million for the National Initiative to Address COVID-19 Health Disparities Among Populations at High-Risk and Underserved, Including Racial and Ethnic Minority Populations and Rural Communities agreement to address COVID-19 and advance health equity in racial and ethnic minority groups and rural populations.
- ❖ Increase of \$1.7 million for expansion of services to support the continued rollout of the Countywide Mobile Crisis Response Teams (MCRT) as referred to budget by the Board of Supervisors on April 6, 2021 (9).
- ❖ Increase \$0.8 million to support the new Office of Immigrant and Refugee Affairs as referred to budget by the Board of Supervisors on June 8, 2021 (10).
- ❖ Increase of \$0.6 million to support one-time efforts for media campaign tied to the continued rollout of MCRT as referred to budget by the Board of Supervisors on April 6, 2021 (9).
- ❖ Increase of \$0.2 million to procure consultant services to support the Social Services Advisory Board's Outreach, Accessibility, and Enrollment Task Force ad hoc subcommittee's actions in conducting a comprehensive assessment of the County's outreach, enrollment, and accessibility of safety net programs as referred to budget by the Board of Supervisors on April 6, 2021 (10).
- ❖ Decrease of \$21.5 million tied to the transfer of EMS to PSG.
- ❖ Decrease of \$0.7 million due to the decrease in costs to be transferred from Child Support Services in PSG related to the termination of the Project 100% Early Fraud Prevention/Detection program as directed by the Board of Supervisors on April 6, 2021. These costs are now reflected in the new Homeless Solutions and Equitable Communities department to support the transfer of 6 positions from Child Support Services.
- ◆ Capital Assets Equipment—net increase of \$20.6 million to prevent, prepare for, and respond to coronavirus and other infectious disease by supporting testing, case investigation and contact tracing, surveillance, containment, and mitigation through the ELC grant funded program.
- ◆ Expenditure Transfer & Reimbursements—decrease of \$0.2 million tied to the transfer of EMS to PSG. Since this is a reimbursement, it has a net effect of a \$0.2 million increase in appropriations.

Revenues

Net increase of \$98.1 million.

- ◆ Taxes Current Property—decrease of \$2.5 million tied to the transfer of EMS to PSG.
- ◆ Licenses Permits & Franchises—decrease of \$0.2 million tied to the transfer of EMS to PSG.
- ◆ Fines, Forfeitures & Penalties—decrease of \$3.4 million tied to the transfer of EMS to PSG.
- ◆ Revenue From Use of Money & Property—decrease of \$0.4 million tied to the transfer of EMS to PSG.
- ◆ Intergovernmental Revenue—increase of \$88.5 million.
 - ❖ Increase of \$89.4 million tied to the available ELC and CDC funding to support the increase in staff years and Services & Supplies noted above.
 - ❖ Increase of \$4.0 million in available Realignment revenue based on projected statewide sales tax receipts and vehicle license fees that are dedicated for costs in health and human service programs to support increases in staff years and efforts tied to the continued rollout of MCRT and care coordination in BHS.
 - ❖ Increase of \$3.0 million primarily in social services administrative and ARPA funding to support the additional staff years in Administrative Support.
 - ❖ Increase of \$0.2 million in social services administrative revenue tied to the procurement of consultant services to support outreach efforts.
 - ❖ Decrease of \$8.1 million tied to the transfer of EMS to PSG.
- ◆ Charges For Current Services—decrease of \$7.5 million tied to the transfer of EMS to PSG.
- ◆ Miscellaneous Revenue—net increase of \$24.7 million
 - ❖ Increase \$25.0 million from the IHTF in order to fund projects as noted above to increase the production and preservation of affordable housing.
 - ❖ Decrease of \$0.3 million tied to the transfer of EMS to PSG.
- ◆ Use of Fund Balance—increase of \$5.1 million. An increase of \$5.3 million to support MAT services in County jails and the new Homeless Solutions and Equitable Communities department including the Office of Immigrant and Refugee Affairs offset by \$0.2 million due to the transition of EMS to PSG.
- ◆ General Purpose Revenue—decrease of \$6.2 million tied to the transfer of EMS to PSG.



Fiscal Year 2022-23

No significant changes from the CAO Recommended Operational Plan other than the net increase tied to the increase in staff years, creation of the Homeless Solutions and Equitable Communities department and transition of EMS to PSG as noted above.





Group Staffing by Department							
	Fiscal Year 2020-21 Adopted Budget	Fiscal Year 2021-22 Recommended Budget	Fiscal Year 2021-22 Change	Fiscal Year 2021-22 Revised Budget	Fiscal Year 2022-23 Recommended Budget	Fiscal Year 2022-23 Change	Fiscal Year 2022-23 Revised Budget
Self-Sufficiency Services	2,529.00	2,629.00	(16.00)	2,613.00	2,629.00	(16.00)	2,613.00
Aging & Independence Services	449.00	492.00	0.00	492.00	492.00	0.00	492.00
Behavioral Health Services	1,006.50	1,092.50	21.00	1,113.50	1,092.50	21.00	1,113.50
Child Welfare Services	1,492.00	1,530.00	1.00	1,531.00	1,530.00	1.00	1,531.00
Public Health Services	709.00	729.00	108.00	837.00	729.00	108.00	837.00
Administrative Support	457.00	481.00	(98.00)	383.00	481.00	(98.00)	383.00
Housing & Community Development Services	130.00	130.00	0.00	130.00	130.00	0.00	130.00
Homeless Solutions and Equitable Communities	0.00	0.00	185.00	185.00	0.00	185.00	185.00
Total	6,772.50	7,083.50	201.00	7,284.50	7,083.50	201.00	7,284.50

Group Expenditures by Department							
	Fiscal Year 2020-21 Adopted Budget	Fiscal Year 2021-22 Recommended Budget	Fiscal Year 2021-22 Change	Fiscal Year 2021-22 Revised Budget	Fiscal Year 2022-23 Recommended Budget	Fiscal Year 2022-23 Change	Fiscal Year 2022-23 Revised Budget
Self-Sufficiency Services	\$ 550,805,344	\$ 613,161,886	\$ (1,655,085)	\$ 611,506,801	\$ 609,938,830	\$ (1,886,531)	\$ 608,052,299
Aging & Independence Services	192,318,978	248,178,272	0	248,178,272	209,723,472	0	209,723,472
Behavioral Health Services	778,464,308	812,712,863	4,893,143	817,606,006	778,395,136	4,421,755	782,816,891
Child Welfare Services	400,362,189	415,755,520	203,178	415,958,698	420,381,968	203,532	420,585,500
Public Health Services	182,066,470	317,935,840	59,833,423	377,769,263	178,904,677	37,790,962	216,695,639
Administrative Support	312,319,127	239,975,838	(38,148,873)	201,826,965	198,451,885	(36,424,596)	162,027,289
Housing & Community Development Services	108,740,529	88,762,906	25,000,000	113,762,906	62,834,818	0	62,834,818
Homeless Solutions and Equitable Communities	0	0	47,996,243	47,996,243	0	46,608,048	46,608,048
County Successor Agency	7,778,656	7,752,948	0	7,752,948	7,752,948	0	7,752,948
Total	\$ 2,532,855,601	\$ 2,744,236,073	\$ 98,122,029	\$ 2,842,358,102	\$ 2,466,383,734	\$ 50,713,170	\$ 2,517,096,904





Self-Sufficiency Services



Fiscal Year 2021-22

Staffing

Net decrease of 16.00 staff years

- ◆ Decrease of 21.00 staff years due to a transfer to the new Homeless Solutions and Equitable Communities department to centralize staff performing homeless outreach activities under the new department.
- ◆ Increase of 5.00 staff years due to a transfer from Administrative Support to provide operational support.

Expenditures

Decrease of \$1.7 million

- ◆ Salaries & Benefits—decrease of \$1.2 million due to the decrease noted above.
- ◆ Services & Supplies-net decrease of \$0.5 million.
 - ◆ Decrease of \$0.7 million due to the decrease in costs to be transferred from Child Support Services in the Public Safety Group related to the termination of the Project 100% Early Fraud Prevention/Detection program as directed by the Board of Supervisors on April 6, 2021 (22). These costs are now reflected in the new Homeless Solutions and Equitable Communities department to support the transfer of 6 positions from Child Support Services.
 - ◆ Increase of \$0.2 million to procure consultant services to support the Social Services Advisory Board's Outreach, Accessibility, and Enrollment Task Force ad hoc subcommittee's actions in conducting a comprehensive assessment of the County's outreach, enrollment, and accessibility for safety net programs under Self-Sufficiency Services as referred to budget by the Board of Supervisors on April 6, 2021 (10).

Revenues

Decrease of \$1.7 million

- ◆ Intergovernmental Revenue-net decrease of \$1.7 million.
 - ◆ Decrease of \$1.2 million due to a transfer of social services administrative revenues to support the staff years to the new Homeless Solutions and Equitable Communities department.
 - ◆ Decrease of \$0.7 million tied to the termination of Project 100% Early Fraud Prevention/Detection noted above.
 - ◆ Increase of \$0.2 million tied in social services administrative revenue tied to the procurement of consultant services to support outreach efforts.

Fiscal Year 2022-23

No significant changes from the CAO Recommended Operational Plan other than the net decrease in 16.00 staff years and decreased costs tied to the termination of Project 100% Early Fraud Prevention/Detection noted above.

Staffing by Program							
	Fiscal Year 2020-21 Adopted Budget	Fiscal Year 2021-22 Recommended Budget	Fiscal Year 2021-22 Change	Fiscal Year 2021-22 Revised Budget	Fiscal Year 2022-23 Recommended Budget	Fiscal Year 2022-23 Change	Fiscal Year 2022-23 Revised Budget
Health Care Policy Administration	2.00	0.00	0.00	0.00	0.00	0.00	0.00
Eligibility Operations Administration	268.00	276.00	4.00	280.00	276.00	4.00	280.00
Regional Self-Sufficiency	2,259.00	2,353.00	(20.00)	2,333.00	2,353.00	(20.00)	2,333.00
Total	2,529.00	2,629.00	(16.00)	2,613.00	2,629.00	(16.00)	2,613.00

Budget by Program							
	Fiscal Year 2020-21 Adopted Budget	Fiscal Year 2021-22 Recommended Budget	Fiscal Year 2021-22 Change	Fiscal Year 2021-22 Revised Budget	Fiscal Year 2022-23 Recommended Budget	Fiscal Year 2022-23 Change	Fiscal Year 2022-23 Revised Budget
Health Care Policy Administration	\$ 7,534,019	\$ 6,723,323	\$ 0	\$ 6,723,323	\$ 6,731,372	\$ 0	\$ 6,731,372
Eligibility Operations Administration	55,812,739	56,000,859	(163,286)	55,837,573	56,574,168	(139,474)	56,434,694
Assistance Payments	259,974,420	295,309,170	175,000	295,484,170	286,809,170	0	286,809,170
Regional Self-Sufficiency	227,484,166	255,128,534	(1,666,799)	253,461,735	259,824,120	(1,747,057)	258,077,063
Total	\$ 550,805,344	\$ 613,161,886	\$ (1,655,085)	\$ 611,506,801	\$ 609,938,830	\$ (1,886,531)	\$ 608,052,299

Budget by Categories of Expenditures							
	Fiscal Year 2020-21 Adopted Budget	Fiscal Year 2021-22 Recommended Budget	Fiscal Year 2021-22 Change	Fiscal Year 2021-22 Revised Budget	Fiscal Year 2022-23 Recommended Budget	Fiscal Year 2022-23 Change	Fiscal Year 2022-23 Revised Budget
Salaries & Benefits	\$ 235,779,481	\$ 259,544,477	\$ (1,180,063)	\$ 258,364,414	\$ 260,189,684	\$ (1,236,509)	\$ 258,953,175
Services & Supplies	106,120,715	137,582,560	(475,022)	137,107,538	137,590,609	(650,022)	136,940,587
Other Charges	208,905,148	220,658,537	0	220,658,537	212,158,537	0	212,158,537
Expenditure Transfer & Reimbursements	0	(4,623,688)	0	(4,623,688)	0	0	0
Total	\$ 550,805,344	\$ 613,161,886	\$ (1,655,085)	\$ 611,506,801	\$ 609,938,830	\$ (1,886,531)	\$ 608,052,299





Budget by Categories of Revenues							
	Fiscal Year 2020-21 Adopted Budget	Fiscal Year 2021-22 Recommended Budget	Fiscal Year 2021-22 Change	Fiscal Year 2021-22 Revised Budget	Fiscal Year 2022-23 Recommended Budget	Fiscal Year 2022-23 Change	Fiscal Year 2022-23 Revised Budget
Fines, Forfeitures & Penalties	\$ 3,800,000	\$ 3,800,000	\$ 0	\$ 3,800,000	\$ 3,800,000	\$ 0	\$ 3,800,000
Revenue From Use of Money & Property	248,605	248,605	0	248,605	248,605	0	248,605
Intergovernmental Revenues	504,916,270	568,009,625	(1,655,085)	566,354,540	568,086,569	(1,886,531)	566,200,038
Charges For Current Services	270,000	270,000	0	270,000	270,000	0	270,000
Miscellaneous Revenues	2,204,385	1,792,677	0	1,792,677	1,792,677	0	1,792,677
Other Financing Sources	1,000,000	1,000,000	0	1,000,000	1,000,000	0	1,000,000
Use of Fund Balance	5,831,386	3,300,000	0	3,300,000	0	0	0
General Purpose Revenue Allocation	32,534,698	34,740,979	0	34,740,979	34,740,979	0	34,740,979
Total	\$ 550,805,344	\$ 613,161,886	\$ (1,655,085)	\$ 611,506,801	\$ 609,938,830	\$ (1,886,531)	\$ 608,052,299





Aging & Independence Services



No changes from the CAO Recommended Operational Plan.

Staffing by Program							
	Fiscal Year 2020-21 Adopted Budget	Fiscal Year 2021-22 Recommended Budget	Fiscal Year 2021-22 Change	Fiscal Year 2021-22 Revised Budget	Fiscal Year 2022-23 Recommended Budget	Fiscal Year 2022-23 Change	Fiscal Year 2022-23 Revised Budget
In-Home Supportive Services	210.00	229.00	0.00	229.00	229.00	0.00	229.00
Senior Health and Social Services	41.00	41.00	0.00	41.00	41.00	0.00	41.00
Protective Services	112.00	136.00	0.00	136.00	136.00	0.00	136.00
Administrative and Other Services	29.00	29.00	0.00	29.00	29.00	0.00	29.00
Public Administrator/ Guardian/Conservator	57.00	57.00	0.00	57.00	57.00	0.00	57.00
Total	449.00	492.00	0.00	492.00	492.00	0.00	492.00

Budget by Program							
	Fiscal Year 2020-21 Adopted Budget	Fiscal Year 2021-22 Recommended Budget	Fiscal Year 2021-22 Change	Fiscal Year 2021-22 Revised Budget	Fiscal Year 2022-23 Recommended Budget	Fiscal Year 2022-23 Change	Fiscal Year 2022-23 Revised Budget
In-Home Supportive Services	\$ 136,592,930	\$ 144,600,074	\$ 0	\$ 144,600,074	\$ 150,903,752	\$ 0	\$ 150,903,752
Senior Health and Social Services	19,768,895	64,853,405	0	64,853,405	19,887,171	0	19,887,171
Protective Services	19,488,186	22,169,256	0	22,169,256	22,371,129	0	22,371,129
Administrative and Other Services	7,224,371	7,296,037	0	7,296,037	7,281,292	0	7,281,292
Public Administrator/ Guardian/Conservator	9,244,596	9,259,500	0	9,259,500	9,280,128	0	9,280,128
Total	\$ 192,318,978	\$ 248,178,272	\$ 0	\$ 248,178,272	\$ 209,723,472	\$ 0	\$ 209,723,472

Budget by Categories of Expenditures							
	Fiscal Year 2020-21 Adopted Budget	Fiscal Year 2021-22 Recommended Budget	Fiscal Year 2021-22 Change	Fiscal Year 2021-22 Revised Budget	Fiscal Year 2022-23 Recommended Budget	Fiscal Year 2022-23 Change	Fiscal Year 2022-23 Revised Budget
Salaries & Benefits	\$ 55,591,021	\$ 61,475,010	\$ 0	\$ 61,475,010	\$ 61,445,722	\$ 0	\$ 61,445,722
Services & Supplies	103,423,592	151,568,520	0	151,568,520	109,096,354	0	109,096,354
Other Charges	250,000	253,236	0	253,236	250,000	0	250,000
Expenditure Transfer & Reimbursements	0	(955,412)	0	(955,412)	0	0	0
Operating Transfers Out	33,054,365	35,836,918	0	35,836,918	38,931,396	0	38,931,396
Total	\$ 192,318,978	\$ 248,178,272	\$ 0	\$ 248,178,272	\$ 209,723,472	\$ 0	\$ 209,723,472





Budget by Categories of Revenues							
	Fiscal Year 2020-21 Adopted Budget	Fiscal Year 2021-22 Recommended Budget	Fiscal Year 2021-22 Change	Fiscal Year 2021-22 Revised Budget	Fiscal Year 2022-23 Recommended Budget	Fiscal Year 2022-23 Change	Fiscal Year 2022-23 Revised Budget
Licenses Permits & Franchises	\$ 57,772	\$ 57,772	\$ 0	\$ 57,772	\$ 57,772	\$ 0	\$ 57,772
Fines, Forfeitures & Penalties	172,489	172,489	0	172,489	172,489	0	172,489
Revenue From Use of Money & Property	85,000	85,000	0	85,000	85,000	0	85,000
Intergovernmental Revenues	177,544,400	228,610,857	0	228,610,857	189,396,188	0	189,396,188
Charges For Current Services	730,000	830,000	0	830,000	1,589,869	0	1,589,869
Miscellaneous Revenues	1,783,939	2,023,150	0	2,023,150	2,023,150	0	2,023,150
Other Financing Sources	100,000	100,000	0	100,000	100,000	0	100,000
Fund Balance Component Decreases	387,985	0	0	0	0	0	0
Use of Fund Balance	638,121	0	0	0	0	0	0
General Purpose Revenue Allocation	10,819,272	16,299,004	0	16,299,004	16,299,004	0	16,299,004
Total	\$ 192,318,978	\$ 248,178,272	\$ 0	\$ 248,178,272	\$ 209,723,472	\$ 0	\$ 209,723,472





Behavioral Health Services



Fiscal Year 2021–22

Staffing

Net increase of 21.00 staff years

- ◆ Increase of 14.00 staff years to facilitate data exchange between physical and mental health providers, to enable risk stratification and utilization monitoring, and to coordinate care across community-based services.
- ◆ Increase of 6.00 staff years to support the expansion of Medication Assisted Treatment (MAT) services in County jails, including staffing for care coordination services and to support administration of clinical quality programming.
- ◆ Increase of 1.00 staff year to support data integration of all available data sources to improve information sharing and provide advanced coordination of behavioral health crisis services as part of the continued rollout of the Countywide Mobile Crisis Response Teams (MCRT) as referred to budget by the Board of Supervisors on April 6, 2021 (9).

Expenditures

Increase of \$4.9 million

- ◆ Salaries & Benefits—increase of \$2.6 million due to the increase noted above.
- ◆ Services & Supplies—net increase of \$2.3 million.
 - ◆ Increase of \$1.7 million for expansion of services to support the continued rollout of MCRT as referred to budget by the Board of Supervisors on April 6, 2021 (9).
 - ◆ Increase of \$0.6 million to support one-time efforts for a media campaign tied to the continued rollout of MCRT as referred to budget by the Board of Supervisors on April 6, 2021 (9).

Revenues

Increase of \$4.9 million

- ◆ Intergovernmental Revenue—increase of \$4.1 million in available Realignment revenue based on projected statewide sales tax receipts and vehicle license fees that are dedicated for costs in health and human service programs to support increases in staff years and efforts tied to the continued rollout of MCRT and care coordination noted above.
- ◆ Use of Fund Balance—increase of \$0.8 million to support the increase in staff years for MAT services as noted above.

Fiscal Year 2022–23

No significant changes from the CAO Recommended Operational Plan other than the increased costs tied to the continued rollout of MCRT and net increase in 21.00 staff years for MAT services in County jails & MCRT noted above.

Staffing by Program							
	Fiscal Year 2020-21 Adopted Budget	Fiscal Year 2021-22 Recommended Budget	Fiscal Year 2021-22 Change	Fiscal Year 2021-22 Revised Budget	Fiscal Year 2022-23 Recommended Budget	Fiscal Year 2022-23 Change	Fiscal Year 2022-23 Revised Budget
Alcohol and Other Drug Services	32.00	31.00	3.00	34.00	31.00	3.00	34.00
Mental Health Services	209.50	214.50	1.00	215.50	214.50	1.00	215.50
Inpatient Health Services	580.00	603.00	0.00	603.00	603.00	0.00	603.00
Behavioral Health Svcs Administration	185.00	244.00	17.00	261.00	244.00	17.00	261.00
Total	1,006.50	1,092.50	21.00	1,113.50	1,092.50	21.00	1,113.50

Budget by Program							
	Fiscal Year 2020-21 Adopted Budget	Fiscal Year 2021-22 Recommended Budget	Fiscal Year 2021-22 Change	Fiscal Year 2021-22 Revised Budget	Fiscal Year 2022-23 Recommended Budget	Fiscal Year 2022-23 Change	Fiscal Year 2022-23 Revised Budget
Alcohol and Other Drug Services	\$ 173,205,615	\$ 170,806,879	\$ 391,027	\$ 171,197,906	\$ 170,839,140	\$ 410,125	\$ 171,249,265
Mental Health Services	480,051,767	492,876,266	2,424,504	495,300,770	458,126,386	1,832,632	459,959,018
Inpatient Health Services	93,867,957	108,477,445	0	108,477,445	108,829,241	0	108,829,241
Behavioral Health Svcs Administration	31,338,969	40,552,273	2,077,612	42,629,885	40,600,369	2,178,998	42,779,367
Total	\$ 778,464,308	\$ 812,712,863	\$ 4,893,143	\$ 817,606,006	\$ 778,395,136	\$ 4,421,755	\$ 782,816,891

Budget by Categories of Expenditures							
	Fiscal Year 2020-21 Adopted Budget	Fiscal Year 2021-22 Recommended Budget	Fiscal Year 2021-22 Change	Fiscal Year 2021-22 Revised Budget	Fiscal Year 2022-23 Recommended Budget	Fiscal Year 2022-23 Change	Fiscal Year 2022-23 Revised Budget
Salaries & Benefits	\$ 125,621,157	\$ 146,298,402	\$ 2,634,627	\$ 148,933,029	\$ 145,970,533	\$ 2,763,239	\$ 148,733,772
Services & Supplies	662,249,570	676,726,767	2,258,516	678,985,283	642,771,137	1,658,516	644,429,653
Other Charges	20,000	20,000	0	20,000	20,000	0	20,000
Capital Assets Equipment	186,500	186,500	0	186,500	186,500	0	186,500
Expenditure Transfer & Reimbursements	(9,612,919)	(10,518,806)	0	(10,518,806)	(10,553,034)	0	(10,553,034)
Total	\$ 778,464,308	\$ 812,712,863	\$ 4,893,143	\$ 817,606,006	\$ 778,395,136	\$ 4,421,755	\$ 782,816,891





Budget by Categories of Revenues							
	Fiscal Year 2020-21 Adopted Budget	Fiscal Year 2021-22 Recommended Budget	Fiscal Year 2021-22 Change	Fiscal Year 2021-22 Revised Budget	Fiscal Year 2022-23 Recommended Budget	Fiscal Year 2022-23 Change	Fiscal Year 2022-23 Revised Budget
Intergovernmental Revenues	\$ 638,159,826	\$ 642,622,334	\$ 4,118,342	\$ 646,740,676	\$ 670,690,493	\$ 3,609,116	\$ 674,299,609
Charges For Current Services	67,262,556	66,202,425	0	66,202,425	58,316,539	0	58,316,539
Miscellaneous Revenues	27,559,578	27,520,872	0	27,520,872	2,520,872	0	2,520,872
Other Financing Sources	8,400,000	8,400,000	0	8,400,000	8,400,000	0	8,400,000
Fund Balance Component Decreases	6,340,116	0	0	0	0	0	0
Use of Fund Balance	0	29,500,000	774,801	30,274,801	0	812,639	812,639
General Purpose Revenue Allocation	30,742,232	38,467,232	0	38,467,232	38,467,232	0	38,467,232
Total	\$ 778,464,308	\$ 812,712,863	\$ 4,893,143	\$ 817,606,006	\$ 778,395,136	\$ 4,421,755	\$ 782,816,891





Child Welfare Services



Fiscal Year 2021–22

Staffing

Increase of 1.00 staff year

- ◆ Increase of 1.00 staff year due to a transfer from Administrative Support to provide operational support.

Expenditures

Increase of \$0.2 million

- ◆ Salaries & Benefits—increase of \$0.2 million due to the increase noted above.

Revenues

Increase of \$0.2 million

- ◆ Intergovernmental Revenue—increase of \$0.2 million tied to the transfer of staff year noted above.

Fiscal Year 2022–23

No changes from the CAO Recommended Operational Plan other than the increase in 1.00 staff year noted above.

Staffing by Program							
	Fiscal Year 2020-21 Adopted Budget	Fiscal Year 2021-22 Recommended Budget	Fiscal Year 2021-22 Change	Fiscal Year 2021-22 Revised Budget	Fiscal Year 2022-23 Recommended Budget	Fiscal Year 2022-23 Change	Fiscal Year 2022-23 Revised Budget
Child Welfare Services	1,316.00	1,344.00	1.00	1,345.00	1,344.00	1.00	1,345.00
CWS Eligibility	63.00	63.00	0.00	63.00	63.00	0.00	63.00
Adoptions	113.00	123.00	0.00	123.00	123.00	0.00	123.00
Total	1,492.00	1,530.00	1.00	1,531.00	1,530.00	1.00	1,531.00

Budget by Program							
	Fiscal Year 2020-21 Adopted Budget	Fiscal Year 2021-22 Recommended Budget	Fiscal Year 2021-22 Change	Fiscal Year 2021-22 Revised Budget	Fiscal Year 2022-23 Recommended Budget	Fiscal Year 2022-23 Change	Fiscal Year 2022-23 Revised Budget
Child Welfare Services	\$ 227,980,285	\$ 234,060,578	\$ 203,178	\$ 234,263,756	\$ 238,373,009	\$ 203,532	\$ 238,576,541
CWS Eligibility	5,663,796	5,628,764	0	5,628,764	5,747,230	0	5,747,230
CWS Assistance Payments	153,031,161	161,008,150	0	161,008,150	161,008,150	0	161,008,150
Adoptions	13,686,947	15,058,028	0	15,058,028	15,253,579	0	15,253,579
Total	\$ 400,362,189	\$ 415,755,520	\$ 203,178	\$ 415,958,698	\$ 420,381,968	\$ 203,532	\$ 420,585,500

Budget by Categories of Expenditures							
	Fiscal Year 2020-21 Adopted Budget	Fiscal Year 2021-22 Recommended Budget	Fiscal Year 2021-22 Change	Fiscal Year 2021-22 Revised Budget	Fiscal Year 2022-23 Recommended Budget	Fiscal Year 2022-23 Change	Fiscal Year 2022-23 Revised Budget
Salaries & Benefits	\$ 172,047,884	\$ 179,597,080	\$ 203,178	\$ 179,800,258	\$ 181,255,440	\$ 203,532	\$ 181,458,972
Services & Supplies	73,315,413	75,874,595	0	75,874,595	76,150,647	0	76,150,647
Other Charges	155,025,455	163,002,444	0	163,002,444	163,002,444	0	163,002,444
Expenditure Transfer & Reimbursements	(26,563)	(2,718,599)	0	(2,718,599)	(26,563)	0	(26,563)
Total	\$ 400,362,189	\$ 415,755,520	\$ 203,178	\$ 415,958,698	\$ 420,381,968	\$ 203,532	\$ 420,585,500





Budget by Categories of Revenues							
	Fiscal Year 2020-21 Adopted Budget	Fiscal Year 2021-22 Recommended Budget	Fiscal Year 2021-22 Change	Fiscal Year 2021-22 Revised Budget	Fiscal Year 2022-23 Recommended Budget	Fiscal Year 2022-23 Change	Fiscal Year 2022-23 Revised Budget
Revenue From Use of Money & Property	\$ 681,211	\$ 681,211	\$ 0	\$ 681,211	\$ 681,211	\$ 0	\$ 681,211
Intergovernmental Revenues	367,089,091	383,836,450	203,178	384,039,628	388,462,898	203,532	388,666,430
Charges For Current Services	1,464,490	1,464,490	0	1,464,490	1,464,490	0	1,464,490
Miscellaneous Revenues	187,510	187,510	0	187,510	187,510	0	187,510
Fund Balance Component Decreases	2,250,000	0	0	0	0	0	0
Use of Fund Balance	2,886,550	0	0	0	0	0	0
General Purpose Revenue Allocation	25,803,337	29,585,859	0	29,585,859	29,585,859	0	29,585,859
Total	\$ 400,362,189	\$ 415,755,520	\$ 203,178	\$ 415,958,698	\$ 420,381,968	\$ 203,532	\$ 420,585,500



Public Health Services



Fiscal Year 2021–22

Staffing

Net increase of 108.00 staff years

- ◆ Increase of 129.00 staff years to augment staff to support efforts to enhance public health capacity to address infectious disease needs cohesively and comprehensively.
- ◆ Increase of 13.00 staff years to advance health equity in racial and ethnic minority groups and rural populations.
- ◆ Increase of 1.00 staff year to support enhanced beach water quality testing. This position will administer the new droplet digital polymerase chain reaction (ddPCR) beach water testing method and the associated peripheral demands, which is expected to go live in the fall of 2021. San Diego County will be the first coastal community in the State of California and the first in the nation to utilize the ddPCR method to monitor and assess beach water quality that will provide same day water testing results.
- ◆ Decrease of 35.00 staff years due to the transfer of Emergency Medical Services (EMS) to San Diego County Fire in the Public Safety Group (PSG) to enhance the alignment of the integrated functions of Fire and EMS.

Expenditures

Net increase of \$59.8 million

- ◆ Salaries & Benefits—net increase of \$13.8 million
 - ◆ Increase of \$19.2 million tied to increase in staff years noted above.
 - ◆ Decrease of \$5.4 million due to the transfer of EMS to PSG.
- ◆ Services & Supplies—net increase of \$25.2 million
 - ◆ Increase of \$40.5 million to prevent, prepare for, and respond to coronavirus and other infectious disease by supporting testing, case investigation and contact tracing, surveillance, containment, and mitigation through the ELC grant funded program.
 - ◆ Increase of \$7.9 million for the National Initiative to Address COVID-19 Health Disparities Among Populations at High-Risk and Underserved, Including Racial and Ethnic Minority Populations and Rural Communities agreement to address COVID-19 and advance health equity in racial and ethnic minority groups and rural populations.
 - ◆ Decrease of \$23.2 million tied to the transfer of EMS to PSG.
- ◆ Capital Assets Equipment—net increase of \$20.6 million to prevent, prepare for, and respond to coronavirus and other infectious disease by supporting testing, case investigation and contact tracing, surveillance, containment, and mitigation through the ELC grant funded program.
- ◆ Expenditure Transfer & Reimbursements—decrease of \$0.2 million tied to the transfer of EMS to PSG. Since this is a reimbursement, it has a net effect of a \$0.2 million increase in appropriations.

Revenues

Net increase of \$59.8 million

- ◆ Taxes Current Property—decrease of \$2.5 million tied to the transfer of EMS to PSG.
- ◆ Licenses Permits & Franchises—decrease of \$0.2 million tied to the transfer of EMS to PSG.
- ◆ Fines, Forfeitures & Penalties—decrease of \$3.4 million tied to the transfer of EMS to PSG.
- ◆ Revenue From Use of Money & Property—decrease of \$0.4 million tied to the transfer of EMS to PSG.
- ◆ Intergovernmental Revenue—net increase of \$80.2 million.
 - ◆ Increase of \$88.2 million tied to the available ELC and CDC funding to support the increase in staff years and Services & Supplies noted above.
 - ◆ Decrease of \$8.0 million tied to the transfer of EMS to PSG.
- ◆ Charges For Current Services—decrease of \$7.5 million tied to the transfer of EMS to PSG.
- ◆ Miscellaneous Revenues—decrease of \$0.3 million tied to the transfer of EMS to PSG.
- ◆ Use of Fund Balance—decrease of \$0.2 million tied to the transfer of EMS to PSG. There is no amount budgeted.
- ◆ General Purpose Revenue—decrease of \$5.9 million tied to the transfer of EMS to PSG.

Fiscal Year 2022–23

No significant changes from the CAO Recommended Operational Plan other than the investments tied to the available PHS grant funding and transfer of EMS to PSG noted above.





Staffing by Program							
	Fiscal Year 2020-21 Adopted Budget	Fiscal Year 2021-22 Recommended Budget	Fiscal Year 2021-22 Change	Fiscal Year 2021-22 Revised Budget	Fiscal Year 2022-23 Recommended Budget	Fiscal Year 2022-23 Change	Fiscal Year 2022-23 Revised Budget
Administration and Other Services	30.00	33.00	14.00	47.00	33.00	14.00	47.00
Bioterrorism	18.00	18.00	10.00	28.00	18.00	10.00	28.00
Infectious Disease Control	123.25	134.25	0.00	134.25	134.25	0.00	134.25
Surveillance	104.00	107.00	113.00	220.00	107.00	113.00	220.00
Prevention Services	83.00	89.00	5.00	94.00	89.00	5.00	94.00
California Childrens Services	142.75	141.75	0.00	141.75	141.75	0.00	141.75
Regional Public Health Services	152.00	152.00	0.00	152.00	152.00	0.00	152.00
Medical Care Services Division	56.00	54.00	(34.00)	20.00	54.00	(34.00)	20.00
Total	709.00	729.00	108.00	837.00	729.00	108.00	837.00

Budget by Program							
	Fiscal Year 2020-21 Adopted Budget	Fiscal Year 2021-22 Recommended Budget	Fiscal Year 2021-22 Change	Fiscal Year 2021-22 Revised Budget	Fiscal Year 2022-23 Recommended Budget	Fiscal Year 2022-23 Change	Fiscal Year 2022-23 Revised Budget
Administration and Other Services	\$ 12,327,817	\$ 14,361,812	\$ 1,601,942	\$ 15,963,754	\$ 12,907,441	\$ 1,679,916	\$ 14,587,357
Bioterrorism	4,471,918	4,664,092	981,158	5,645,250	4,693,918	1,028,874	5,722,792
Infectious Disease Control	35,812,980	39,113,829	0	39,113,829	39,038,159	0	39,038,159
Surveillance	24,338,130	155,791,413	67,125,923	222,917,336	19,462,251	46,638,327	66,100,578
Prevention Services	25,669,414	24,480,113	16,809,419	41,289,532	23,504,965	14,736,483	38,241,448
California Childrens Services	23,117,012	23,115,933	0	23,115,933	23,296,465	0	23,296,465
Regional Public Health Services	23,617,624	24,351,840	0	24,351,840	24,442,879	0	24,442,879
Medical Care Services Division	18,515,306	17,582,961	(12,211,172)	5,371,789	16,639,330	(11,373,369)	5,265,961
Ambulance CSA's - Health & Human Services	14,196,269	14,473,847	(14,473,847)	0	14,919,269	(14,919,269)	0
Total	\$ 182,066,470	\$ 317,935,840	\$ 59,833,423	\$ 377,769,263	\$ 178,904,677	\$ 37,790,962	\$ 216,695,639



Budget by Categories of Expenditures							
	Fiscal Year 2020-21 Adopted Budget	Fiscal Year 2021-22 Recommended Budget	Fiscal Year 2021-22 Change	Fiscal Year 2021-22 Revised Budget	Fiscal Year 2022-23 Recommended Budget	Fiscal Year 2022-23 Change	Fiscal Year 2022-23 Revised Budget
Salaries & Benefits	\$ 98,201,995	\$ 103,961,716	\$ 13,838,211	\$ 117,799,927	\$ 103,483,923	\$ 13,396,101	\$ 116,880,024
Services & Supplies	81,511,727	212,719,028	25,235,266	237,954,294	72,922,006	10,618,829	83,540,835
Other Charges	2,623,228	2,748,228	0	2,748,228	2,748,228	0	2,748,228
Capital Assets Equipment	88,000	109,000	20,564,646	20,673,646	109,000	13,580,732	13,689,732
Expenditure Transfer & Reimbursements	(358,480)	(1,602,132)	195,300	(1,406,832)	(358,480)	195,300	(163,180)
Total	\$ 182,066,470	\$ 317,935,840	\$ 59,833,423	\$ 377,769,263	\$ 178,904,677	\$ 37,790,962	\$ 216,695,639

Budget by Categories of Revenues							
	Fiscal Year 2020-21 Adopted Budget	Fiscal Year 2021-22 Recommended Budget	Fiscal Year 2021-22 Change	Fiscal Year 2021-22 Revised Budget	Fiscal Year 2022-23 Recommended Budget	Fiscal Year 2022-23 Change	Fiscal Year 2022-23 Revised Budget
Taxes Current Property	\$ 2,348,672	\$ 2,491,386	\$ (2,491,386)	\$ 0	\$ 2,643,043	\$ (2,643,043)	\$ 0
Taxes Other Than Current Secured	32,533	34,530	(34,530)	0	36,652	(36,652)	0
Licenses Permits & Franchises	290,399	303,115	(223,115)	80,000	291,784	(211,784)	80,000
Fines, Forfeitures & Penalties	3,433,231	3,433,231	(3,433,231)	0	3,433,231	(3,433,231)	0
Revenue From Use of Money & Property	351,118	355,218	(355,218)	0	368,883	(368,883)	0
Intergovernmental Revenues	128,609,345	261,273,712	80,263,143	341,536,855	128,064,221	58,812,569	186,876,790
Charges For Current Services	17,698,164	24,293,874	(7,471,861)	16,822,013	18,360,538	(7,968,429)	10,392,109
Miscellaneous Revenues	865,406	863,406	(342,720)	520,686	863,406	(342,720)	520,686
Other Financing Sources	5,612,638	5,612,638	0	5,612,638	5,612,638	0	5,612,638
Fund Balance Component Decreases	2,850,000	0	0	0	0	0	0
Use of Fund Balance	2,310,356	210,122	(210,122)	0	165,673	(165,673)	0
General Purpose Revenue Allocation	17,664,608	19,064,608	(5,867,537)	13,197,071	19,064,608	(5,851,192)	13,213,416
Total	\$ 182,066,470	\$ 317,935,840	\$ 59,833,423	\$ 377,769,263	\$ 178,904,677	\$ 37,790,962	\$ 216,695,639



Administrative Support



Fiscal Year 2021-22

Staffing

Net decrease of 98.00 staff years

- ◆ Decrease of 112.00 staff years due to a transfer to support the new Homeless Solutions and Equitable Communities department.
- ◆ Decrease of 5.00 staff years due to a transfer to Self-Sufficiency Services to provide operational support.
- ◆ Decrease of 3.00 staff years tied to the transfer of Emergency Medical Services (EMS) to San Diego County Fire in the Public Safety Group (PSG).
- ◆ Decrease of 1.00 staff year due to a transfer to Child Welfare Services to provide operational support.
- ◆ Increase of 23.00 staff years primarily to support financial oversight needs related to the ongoing COVID-19 emergency response associated with the administration and monitoring of American Rescue Plan Act (ARPA) of 2021 funds and various Public Health grants, as well as human resources management and other administrative support.

Expenditures

Net decrease of \$38.1 million

- ◆ Salaries & Benefits-net decrease of \$15.9 million tied to the decreases noted above.
- ◆ Services & Supplies-net decrease of \$24.6 million due to a transfer to the new Homeless Solutions and Equitable Communities department to improve coordination of existing and future County homeless activities and programs to end homelessness and devote efforts to upstream prevention with a particular focus on economic inclusion and poverty reduction, as well as ensuring the region is welcoming to all residents.
- ◆ Expenditure Transfer & Reimbursements-decrease of \$2.4 million tied to a transfer to the new Homeless Solutions and Equitable Communities department. Since this is a reimbursement, it has a net effect of a \$2.4 million increase in appropriations.

Revenues

Net decrease of \$38.1 million

- ◆ Licenses Permits & Franchises-decrease of \$0.7 million tied to a transfer to the new Homeless Solutions and Equitable Communities department.
- ◆ Intergovernmental Revenue-net decrease of \$24.6 million.
 - ◆ Decrease of \$27.5 million tied to a transfer to the new Homeless Solutions and Equitable Communities department.
 - ◆ Increase of \$2.9 million in social services administrative and ARPA funding to support the additional staff years noted above.
- ◆ Charges For Current Services-decrease of \$3.6 million tied to a transfer to the new Homeless Solutions and Equitable Communities department.
- ◆ Miscellaneous Revenues-decrease of \$0.1 million tied to a transfer to the new Homeless Solutions and Equitable Communities department.

ADMINISTRATIVE SUPPORT

- ◆ Use of Fund Balance-decrease of \$0.5 million tied to a transfer to the new Homeless Solutions and Equitable Communities department.
- ◆ General Purpose Revenue-decrease of \$8.6 million tied to a transfer to the new Homeless Solutions and Equitable Communities department.

Fiscal Year 2022-23

No significant changes from the CAO Recommended Operational Plan other than the decrease of 98.00 staff years and transfer of appropriations to the new Homeless Solutions and Equitable Communities department noted above.





Staffing by Program							
	Fiscal Year 2020-21 Adopted Budget	Fiscal Year 2021-22 Recommended Budget	Fiscal Year 2021-22 Change	Fiscal Year 2021-22 Revised Budget	Fiscal Year 2022-23 Recommended Budget	Fiscal Year 2022-23 Change	Fiscal Year 2022-23 Revised Budget
Agency Executive Office	26.00	17.00	4.00	21.00	17.00	4.00	21.00
Agency Contract Support	25.00	25.00	0.00	25.00	25.00	0.00	25.00
Financial Services Division	176.00	176.00	15.00	191.00	176.00	15.00	191.00
Human Resources	84.00	84.00	2.00	86.00	84.00	2.00	86.00
Management Support	26.00	26.00	0.00	26.00	26.00	0.00	26.00
Proposition 10	13.00	14.00	0.00	14.00	14.00	0.00	14.00
Regional Administration	39.00	52.00	(52.00)	0.00	52.00	(52.00)	0.00
Office of Military & Veterans Affairs	20.00	20.00	0.00	20.00	20.00	0.00	20.00
Office of Strategy and Innovation	27.00	36.00	(36.00)	0.00	36.00	(36.00)	0.00
Integrative Services	21.00	31.00	(31.00)	0.00	31.00	(31.00)	0.00
Total	457.00	481.00	(98.00)	383.00	481.00	(98.00)	383.00

Budget by Program							
	Fiscal Year 2020-21 Adopted Budget	Fiscal Year 2021-22 Recommended Budget	Fiscal Year 2021-22 Change	Fiscal Year 2021-22 Revised Budget	Fiscal Year 2022-23 Recommended Budget	Fiscal Year 2022-23 Change	Fiscal Year 2022-23 Revised Budget
Agency Executive Office	\$ 148,155,039	\$ 65,887,730	\$ 734,764	\$ 66,622,494	\$ 26,763,863	\$ 743,964	\$ 27,507,827
Agency Contract Support	4,235,468	4,417,238	0	4,417,238	4,468,798	0	4,468,798
Financial Services Division	38,020,739	44,804,852	3,114,917	47,919,769	43,605,626	3,200,433	46,806,059
Human Resources	13,591,870	14,071,933	215,163	14,287,096	14,303,989	215,811	14,519,800
Management Support	43,501,360	46,842,040	0	46,842,040	46,920,968	0	46,920,968
Proposition 10	1,632,436	2,211,308	0	2,211,308	2,235,126	0	2,235,126
Regional Administration	9,582,996	10,981,680	(10,981,680)	0	11,116,004	(11,116,004)	0
Office of Military & Veterans Affairs	4,013,283	4,214,382	0	4,214,382	4,256,073	0	4,256,073
Office of Strategy and Innovation	6,417,756	9,011,813	(9,011,813)	0	8,577,214	(8,577,214)	0
Integrative Services	27,855,542	22,220,224	(22,220,224)	0	20,891,586	(20,891,586)	0
Tobacco Settlement Fund	15,312,638	15,312,638	0	15,312,638	15,312,638	0	15,312,638
Total	\$ 312,319,127	\$ 239,975,838	\$ (38,148,873)	\$ 201,826,965	\$ 198,451,885	\$ (36,424,596)	\$ 162,027,289



Budget by Categories of Expenditures							
	Fiscal Year 2020-21 Adopted Budget	Fiscal Year 2021-22 Recommended Budget	Fiscal Year 2021-22 Change	Fiscal Year 2021-22 Revised Budget	Fiscal Year 2022-23 Recommended Budget	Fiscal Year 2022-23 Change	Fiscal Year 2022-23 Revised Budget
Salaries & Benefits	\$ 60,534,345	\$ 65,059,524	\$ (15,973,807)	\$ 49,085,717	\$ 65,296,114	\$ (16,018,410)	\$ 49,277,704
Services & Supplies	223,562,046	159,178,171	(24,576,834)	134,601,337	118,043,133	(20,406,186)	97,636,947
Expenditure Transfer & Reimbursements	(6,500,000)	(3,243,495)	2,401,768	(841,727)	0	0	0
Operating Transfers Out	20,262,638	18,981,638	0	18,981,638	15,112,638	0	15,112,638
Management Reserves	14,460,098	0	0	0	0	0	0
Total	\$ 312,319,127	\$ 239,975,838	\$ (38,148,873)	\$ 201,826,965	\$ 198,451,885	\$ (36,424,596)	\$ 162,027,289

Budget by Categories of Revenues							
	Fiscal Year 2020-21 Adopted Budget	Fiscal Year 2021-22 Recommended Budget	Fiscal Year 2021-22 Change	Fiscal Year 2021-22 Revised Budget	Fiscal Year 2022-23 Recommended Budget	Fiscal Year 2022-23 Change	Fiscal Year 2022-23 Revised Budget
Licenses Permits & Franchises	\$ 654,000	\$ 654,000	\$ (654,000)	\$ 0	\$ 654,000	\$ (654,000)	\$ 0
Fines, Forfeitures & Penalties	38,338	38,232	(38,232)	0	38,338	(38,338)	0
Revenue From Use of Money & Property	1,900,000	1,900,000	0	1,900,000	1,900,000	0	1,900,000
Intergovernmental Revenues	249,141,441	176,351,636	(24,683,866)	151,667,770	112,893,295	(20,701,259)	92,192,036
Charges For Current Services	29,777,065	25,576,382	(3,556,830)	22,019,552	53,343,054	(1,566,264)	51,776,790
Miscellaneous Revenues	100,000	192,180	(92,180)	100,000	100,000	0	100,000
Fund Balance Component Decreases	2,370,714	2,370,714	0	2,370,714	2,370,714	0	2,370,714
Use of Fund Balance	16,538,978	20,412,638	(500,000)	19,912,638	13,412,638	0	13,412,638
General Purpose Revenue Allocation	11,798,591	12,480,056	(8,623,765)	3,856,291	13,739,846	(13,464,735)	275,111
Total	\$ 312,319,127	\$ 239,975,838	\$ (38,148,873)	\$ 201,826,965	\$ 198,451,885	\$ (36,424,596)	\$ 162,027,289



Housing & Community Development Services



Fiscal Year 2021-22

Staffing

No overall change in staff years.

Expenditures

Increase of \$25.0 million

- ◆ Services & Supplies-increase of \$25.0 million to expand funding for the Innovative Housing Trust Fund (IHTF) to increase production and preservation of affordable housing, as referred to budget by the Board of Supervisors on April 6, 2021 (8).

Revenues

Increase of \$25.0 million

- ◆ Miscellaneous Revenue-increase of \$25.0 million from the IHTF in order to fund projects as noted above to increase the production and preservation of affordable housing.

Fiscal Year 2022-23

No changes from the CAO Recommended Operational Plan.

Staffing by Program							
	Fiscal Year 2020-21 Adopted Budget	Fiscal Year 2021-22 Recommended Budget	Fiscal Year 2021-22 Change	Fiscal Year 2021-22 Revised Budget	Fiscal Year 2022-23 Recommended Budget	Fiscal Year 2022-23 Change	Fiscal Year 2022-23 Revised Budget
Housing & Community Development	130.00	130.00	0.00	130.00	130.00	0.00	130.00
Total	130.00	130.00	0.00	130.00	130.00	0.00	130.00

Budget by Program							
	Fiscal Year 2020-21 Adopted Budget	Fiscal Year 2021-22 Recommended Budget	Fiscal Year 2021-22 Change	Fiscal Year 2021-22 Revised Budget	Fiscal Year 2022-23 Recommended Budget	Fiscal Year 2022-23 Change	Fiscal Year 2022-23 Revised Budget
Housing & Community Development	\$ 57,860,125	\$ 28,882,173	\$ 0	\$ 28,882,173	\$ 25,806,285	\$ 0	\$ 25,806,285
County Successor Agency - Housing	28,500	28,500	0	28,500	28,500	0	28,500
HCD - Multi-Year Projects	50,851,904	59,852,233	25,000,000	84,852,233	37,000,033	0	37,000,033
Total	\$ 108,740,529	\$ 88,762,906	\$ 25,000,000	\$ 113,762,906	\$ 62,834,818	\$ 0	\$ 62,834,818

Budget by Categories of Expenditures							
	Fiscal Year 2020-21 Adopted Budget	Fiscal Year 2021-22 Recommended Budget	Fiscal Year 2021-22 Change	Fiscal Year 2021-22 Revised Budget	Fiscal Year 2022-23 Recommended Budget	Fiscal Year 2022-23 Change	Fiscal Year 2022-23 Revised Budget
Salaries & Benefits	\$ 15,621,449	\$ 16,478,815	\$ 0	\$ 16,478,815	\$ 16,549,740	\$ 0	\$ 16,549,740
Services & Supplies	79,355,504	86,539,377	25,000,000	111,539,377	42,037,177	0	42,037,177
Other Charges	28,168,101	4,352,426	0	4,352,426	4,352,426	0	4,352,426
Expenditure Transfer & Reimbursements	(14,404,525)	(18,607,712)	0	(18,607,712)	(104,525)	0	(104,525)
Total	\$ 108,740,529	\$ 88,762,906	\$ 25,000,000	\$ 113,762,906	\$ 62,834,818	\$ 0	\$ 62,834,818





Budget by Categories of Revenues							
	Fiscal Year 2020-21 Adopted Budget	Fiscal Year 2021-22 Recommended Budget	Fiscal Year 2021-22 Change	Fiscal Year 2021-22 Revised Budget	Fiscal Year 2022-23 Recommended Budget	Fiscal Year 2022-23 Change	Fiscal Year 2022-23 Revised Budget
Revenue From Use of Money & Property	\$ 4,591	\$ 4,591	\$ 0	\$ 4,591	\$ 4,591	\$ 0	\$ 4,591
Intergovernmental Revenues	71,723,801	70,718,159	0	70,718,159	55,308,637	0	55,308,637
Charges For Current Services	3,000	3,000	0	3,000	3,000	0	3,000
Miscellaneous Revenues	10,876,945	8,788,511	25,000,000	33,788,511	2,169,945	0	2,169,945
Use of Fund Balance	20,785,611	3,902,064	0	3,902,064	2,064	0	2,064
General Purpose Revenue Allocation	5,346,581	5,346,581	0	5,346,581	5,346,581	0	5,346,581
Total	\$ 108,740,529	\$ 88,762,906	\$ 25,000,000	\$ 113,762,906	\$ 62,834,818	\$ 0	\$ 62,834,818





Homeless Solutions and Equitable Communities



Fiscal Year 2021-22

Staffing

Increase of 185.00 staff years to establish a new department to improve coordination of existing and future County homeless activities and programs to end homelessness and devote efforts to upstream prevention with a particular focus on economic inclusion and poverty reduction, as well as ensuring the region is welcoming to all residents.

- ◆ Increase of 112.00 staff years due to a transfer from Administrative Support. This includes the 2.00 staff years to support an Office of Immigrant and Refugee Affairs and 2.00 staff years to focus on streamlining and leveraging existing County services, programs and benefits for working families previously added during the CAO Recommended Operational Plan.
- ◆ Increase of 36.00 staff years to support programs in the new Homeless Solutions and Equitable Communities department.
- ◆ Increase of 21.00 staff years due to a transfer from Self-Sufficiency Services.
- ◆ Increase of 6.00 staff years due to a transfer from Child Support Services in the Public Safety Group due to the termination of the Project 100% Early Fraud Prevention/Detection program as referred to budget by the Board of Supervisors on April 6, 2021 (22).
- ◆ Increase of 5.00 staff years to advance health equity in racial and ethnic minority groups and rural populations through a Centers for Disease Control and Prevention (CDC) funded grant.
- ◆ Increase of 4.00 staff years to augment staff to support efforts to enhance public health capacity to address infectious disease needs cohesively and comprehensively through the Epidemiology and Laboratory Capacity (ELC) for Prevention and Control of Emerging Infectious Diseases grant funded program.
- ◆ Increase of 1.00 staff year to support the new Office of Immigrant and Refugee Affairs as referred to budget by the Board of Supervisors on June 8, 2021 (10). A total of 5.00 staff years is budgeted to support the new Office of Immigrant and Refugee Affairs.

Expenditures

Increase of \$48.0 million

- ◆ Salaries & Benefits—increase of \$25.0 million tied to the transfer of existing staff and additional staff years noted above.
- ◆ Services & Supplies—increase of \$25.4 million
 - ◆ Increase of \$24.6 million due to a transfer from Administrative Support to improve coordination of existing and future County homeless activities and programs to end homelessness and devote efforts to upstream prevention with a particular focus on economic inclusion and poverty reduction, as well as ensuring the region is welcoming to all residents.
 - ◆ Increase \$0.8 million to support the new Office of Immigrant and Refugee Affairs as referred to budget by the Board of Supervisors on June 8, 2021 (10).
- ◆ Expenditure Transfer & Reimbursements-increase of \$2.4 million tied to a transfer from Administrative Support. Since this is a reimbursement, it has a net effect of a \$2.4 million decrease in appropriations.

Revenues

Increase of \$48.0 million

- ◆ Licenses Permits & Franchises—increase of \$0.7 million tied to the transfer from Administrative Support.
- ◆ Intergovernmental Revenue—increase of \$30.3 million.
 - ❖ Increase of \$29.2 million tied to the transfer from Administrative Support and SSS for homeless activities and programs to end homelessness and devote efforts to upstream prevention with a particular focus on economic inclusion and poverty reduction, as well as ensuring the region is welcoming to all residents.
 - ❖ Increase of \$1.1 million in ELC and CDC funding to support the increase in staff years noted above.
- ◆ Charges For Current Services—increase of \$3.6 million tied to the transfer from Administrative Support.
- ◆ Miscellaneous Revenues—increase of \$0.1 million tied to the transfer from Administrative Support.
- ◆ Use of Fund Balance—increase of \$5.0 million.
 - ❖ \$3.6 million to support the increase of 36.00 staff years to support the new department of Homeless Solutions and Equitable Communities.
 - ❖ \$0.9 million to support the new Office of Immigrant and Refugee Affairs as referred to budget by the Board of Supervisors on June 8, 2021 (10).
 - ❖ \$0.5 million to support the Drowning Prevention Program previously budgeted in Administrative Support.
- ◆ General Purpose Revenue—increase of \$8.3 million tied to the transfer from Administrative Support.

Fiscal Year 2022-23

No significant changes from the CAO Recommended Operational Plan other than increase staff years and transfer from Administrative Support tied to the creation of the Homeless Solutions and Equitable Communities department noted above.





Staffing by Program							
	Fiscal Year 2020-21 Adopted Budget	Fiscal Year 2021-22 Recommended Budget	Fiscal Year 2021-22 Change	Fiscal Year 2021-22 Revised Budget	Fiscal Year 2022-23 Recommended Budget	Fiscal Year 2022-23 Change	Fiscal Year 2022-23 Revised Budget
Homeless Solutions and Equitable Communities Administration	0.00	0.00	10.00	10.00	0.00	10.00	10.00
Equitable Communities	0.00	0.00	42.00	42.00	0.00	42.00	42.00
Homeless Solutions	0.00	0.00	83.00	83.00	0.00	83.00	83.00
Immigrant and Refugee Affairs	0.00	0.00	5.00	5.00	0.00	5.00	5.00
Strategy and Innovation	0.00	0.00	45.00	45.00	0.00	45.00	45.00
Total	0.00	0.00	185.00	185.00	0.00	185.00	185.00

Budget by Program							
	Fiscal Year 2020-21 Adopted Budget	Fiscal Year 2021-22 Recommended Budget	Fiscal Year 2021-22 Change	Fiscal Year 2021-22 Revised Budget	Fiscal Year 2022-23 Recommended Budget	Fiscal Year 2022-23 Change	Fiscal Year 2022-23 Revised Budget
Homeless Solutions and Equitable Communities Administration	\$ 0	\$ 0	\$ 2,699,626	\$ 2,699,626	\$ 0	\$ 2,662,674	\$ 2,662,674
Equitable Communities	0	0	12,976,102	12,976,102	0	13,068,608	13,068,608
Homeless Solutions	0	0	20,187,885	20,187,885	0	19,090,637	19,090,637
Immigrant and Refugee Affairs	0	0	2,000,000	2,000,000	0	2,033,304	2,033,304
Strategy and Innovation	0	0	10,132,630	10,132,630	0	9,752,825	9,752,825
Total	\$ 0	\$ 0	\$ 47,996,243	\$ 47,996,243	\$ 0	\$ 46,608,048	\$ 46,608,048

Budget by Categories of Expenditures							
	Fiscal Year 2020-21 Adopted Budget	Fiscal Year 2021-22 Recommended Budget	Fiscal Year 2021-22 Change	Fiscal Year 2021-22 Revised Budget	Fiscal Year 2022-23 Recommended Budget	Fiscal Year 2022-23 Change	Fiscal Year 2022-23 Revised Budget
Salaries & Benefits	\$ 0	\$ 0	\$ 25,007,301	\$ 25,007,301	\$ 0	\$ 25,403,106	\$ 25,403,106
Services & Supplies	0	0	25,361,314	25,361,314	0	21,204,942	21,204,942
Expenditure Transfer & Reimbursements	0	0	(2,372,372)	(2,372,372)	0	0	0
Total	\$ 0	\$ 0	\$ 47,996,243	\$ 47,996,243	\$ 0	\$ 46,608,048	\$ 46,608,048



Budget by Categories of Revenues							
	Fiscal Year 2020-21 Adopted Budget	Fiscal Year 2021-22 Recommended Budget	Fiscal Year 2021-22 Change	Fiscal Year 2021-22 Revised Budget	Fiscal Year 2022-23 Recommended Budget	Fiscal Year 2022-23 Change	Fiscal Year 2022-23 Revised Budget
Licenses Permits & Franchises	\$ 0	\$ 0	\$ 654,000	\$ 654,000	\$ 0	\$ 654,000	\$ 654,000
Fines, Forfeitures & Penalties	0	0	38,232	38,232	0	38,338	38,338
Intergovernmental Revenues	0	0	30,319,458	30,319,458	0	26,565,526	26,565,526
Charges For Current Services	0	0	3,556,830	3,556,830	0	1,566,264	1,566,264
Miscellaneous Revenues	0	0	92,180	92,180	0	0	0
Use of Fund Balance	0	0	5,040,940	5,040,940	0	4,664,692	4,664,692
General Purpose Revenue Allocation	0	0	8,294,603	8,294,603	0	13,119,228	13,119,228
Total	\$ 0	\$ 0	\$ 47,996,243	\$ 47,996,243	\$ 0	\$ 46,608,048	\$ 46,608,048



County Successor Agency



No changes from the CAO Recommended Operational Plan.

Staffing by Program							
	Fiscal Year 2020-21 Adopted Budget	Fiscal Year 2021-22 Recommended Budget	Fiscal Year 2021-22 Change	Fiscal Year 2021-22 Revised Budget	Fiscal Year 2022-23 Recommended Budget	Fiscal Year 2022-23 Change	Fiscal Year 2022-23 Revised Budget
County Successor Agency	0.00	0.00	0.00	0.00	0.00	0.00	0.00
Total	0.00	0.00	0.00	0.00	0.00	0.00	0.00

Budget by Program							
	Fiscal Year 2020-21 Adopted Budget	Fiscal Year 2021-22 Recommended Budget	Fiscal Year 2021-22 Change	Fiscal Year 2021-22 Revised Budget	Fiscal Year 2022-23 Recommended Budget	Fiscal Year 2022-23 Change	Fiscal Year 2022-23 Revised Budget
County Successor Agency	\$ 7,778,656	\$ 7,752,948	\$ 0	\$ 7,752,948	\$ 7,752,948	\$ 0	\$ 7,752,948
Total	\$ 7,778,656	\$ 7,752,948	\$ 0	\$ 7,752,948	\$ 7,752,948	\$ 0	\$ 7,752,948

Budget by Categories of Expenditures							
	Fiscal Year 2020-21 Adopted Budget	Fiscal Year 2021-22 Recommended Budget	Fiscal Year 2021-22 Change	Fiscal Year 2021-22 Revised Budget	Fiscal Year 2022-23 Recommended Budget	Fiscal Year 2022-23 Change	Fiscal Year 2022-23 Revised Budget
Services & Supplies	\$ 30,000	\$ 20,000	\$ 0	\$ 20,000	\$ 20,000	\$ 0	\$ 20,000
Other Charges	2,320,600	2,316,673	0	2,316,673	2,316,673	0	2,316,673
Operating Transfers Out	5,428,056	5,416,275	0	5,416,275	5,416,275	0	5,416,275
Total	\$ 7,778,656	\$ 7,752,948	\$ 0	\$ 7,752,948	\$ 7,752,948	\$ 0	\$ 7,752,948

Budget by Categories of Revenues							
	Fiscal Year 2020-21 Adopted Budget	Fiscal Year 2021-22 Recommended Budget	Fiscal Year 2021-22 Change	Fiscal Year 2021-22 Revised Budget	Fiscal Year 2022-23 Recommended Budget	Fiscal Year 2022-23 Change	Fiscal Year 2022-23 Revised Budget
Taxes Other Than Current Secured	\$ 2,350,600	\$ 2,336,673	\$ 0	\$ 2,336,673	\$ 2,336,673	\$ 0	\$ 2,336,673
Other Financing Sources	5,428,056	5,416,275	0	5,416,275	5,416,275	0	5,416,275
General Purpose Revenue Allocation	0	0	0	0	0	0	0
Total	\$ 7,778,656	\$ 7,752,948	\$ 0	\$ 7,752,948	\$ 7,752,948	\$ 0	\$ 7,752,948




County of San Diego

Land Use and Environment Group

Land Use and Environment Group Summary & Executive Office	101
.....	
Agriculture, Weights and Measures	107
.....	
Air Pollution Control District	111
.....	
County Library	115
.....	
Department of Environmental Health and Quality	119
.....	
Parks and Recreation	123
.....	
Planning and Development Services	127
.....	
Public Works	131
.....	
University of California Cooperative Extension	135
.....	

THIS PAGE LEFT INTENTIONALLY BLANK

Land Use and Environment Group Summary & Executive Office



Land Use and Environment Group Summary

Total Staffing by Group

The Land Use and Environment Group (LUEG) staffing level in the Revised Recommended Operational Plan is 1,855.50 staff years in Fiscal Year 2021-22 and 1,855.50 staff years in Fiscal Year 2022-23. This is an increase of 7.25 staff years or 0.4% in each year from the CAO Recommended Operational Plan and recommended decrease of 101.00 staff years or 5.2% from the Fiscal Year 2020-21 Adopted Operational Plan. The overall decrease of staffing in LUEG in the CAO Recommended Operational Plan includes the Air Pollution Control District transition from LUEG to an independent agency, removing its staffing (164.00) from LUEG. Adjusted to exclude this transition, LUEG staffing increases by 3.5% or 63.00 FTEs when compared to the Fiscal Year 2020-21 Adopted Operational Plan.

Fiscal Year 2021-22

Recommended staffing changes for Fiscal Year 2021-22 from the CAO Recommended Operational Plan include:

- ◆ Increase of 3.00 staff years to support the newly established Office of Environmental and Climate Justice. The creation of this office was referred to budget by the Board of Supervisors on May 19, 2021 (2).
- ◆ Increase of 3.00 staff years in Land Use and Environment Group Executive Office to support the mentorship of the youth internship programs, expanded data and financial analytics and establish a Tribal Liaison position.
- ◆ Increase of 0.25 staff year in the Department of Environmental Health and Quality to raise the recommended 0.75 to a full staff year to expand water quality monitoring at South County beaches.
- ◆ Increase of 1.00 staff year in the Department of Parks and Recreation for the expansion of the Safe Destination Nights Program.

Fiscal Year 2022-23

No significant changes aside from Fiscal Year 2021-22 recommendations described above.

Total Appropriations by Group

The Land Use and Environment Group (LUEG) expenditure appropriations in the Revised Recommended Operational Plan are \$615.4 million in Fiscal Year 2021-22 and \$535.9 million in Fiscal Year 2022-23. This is an increase of \$4.2 million or 0.7% in Fiscal Year 2021-22 From the CAO Recommended Operational Plan, for a total decrease of \$34.7 million or 5.3% from the Fiscal Year 2020-21 Adopted Operational Plan. The overall decrease of appropriations in LUEG in the CAO Recommended Operational Plan includes the Air Pollution Control District transition from LUEG to an independent agency, removing its budget (\$80.1 million) from LUEG. Adjusted to exclude this transition, the LUEG budget increases by 8.0% or \$45.4 million when compared to the Fiscal Year 2020-21 Adopted Operational Plan.

Fiscal Year 2021-22

Significant changes from the CAO Recommended Operational Plan include:

- ◆ Increase of \$1.3 million and 3.00 staff years to support the newly established Office of Environmental and Climate Justice.
- ◆ Increase of \$0.6 million and 3.00 staff years in the Land Use and Environment Group Executive Office to support the mentorship of the youth internship programs, expanded data and financial analytics and establish a Tribal Liaison position.
- ◆ Increase of \$1.7 million in the Department of Public Works for the regional recycling analysis to determine the processing capacity of local recycling facilities (\$0.3 million) and for a Memorandum of Understanding with SANDAG to add microtrenching and conduit to the existing State Route 67 Pavement Rehabilitation Project (\$1.4 million).

Fiscal Year 2022-23

No significant changes aside from Fiscal Year 2021–22 recommendations described above.

Executive Office

Staffing

Increase of 6.00 staff years.

- ◆ 3.00 staff years for the newly established Office of Environmental and Climate Justice.
- ◆ 3.00 staff years to support the mentorship of the youth internship programs, expanded data and financial analytics, and to establish a Tribal Liaison position.

Expenditures

Increase of \$1.9 million.

- ◆ Salaries & Benefits—increase of \$1.1 million for the increase of 6.00 staff years mentioned above.
- ◆ Services & Supplies—increase of \$0.8 million to provide consultant contracts, information technology and facility costs associated with the Office of Environmental and Climate Justice.

Revenues

Increase of \$1.9 million.

- ◆ Use of Fund Balance—increase of \$0.2 million
 - ◆ Increase of \$0.2 million in unassigned General Fund fund balance for the Tribal Liaison position.
- ◆ General Purpose Revenue Allocation—increase of \$1.7 million for the Office of Environmental and Climate Justice and additional staffing noted above which was redistributed from Planning & Development Services.





Group Staffing by Department							
	Fiscal Year 2020-21 Adopted Budget	Fiscal Year 2021-22 Recommended Budget	Fiscal Year 2021-22 Change	Fiscal Year 2021-22 Revised Budget	Fiscal Year 2022-23 Recommended Budget	Fiscal Year 2022-23 Change	Fiscal Year 2022-23 Revised Budget
Land Use and Environment Executive Office	13.00	15.00	6.00	21.00	15.00	6.00	21.00
Agriculture, Weights and Measures	179.00	179.00	0.00	179.00	179.00	0.00	179.00
Air Pollution Control District	164.00	0.00	0.00	0.00	0.00	0.00	0.00
County Library	284.50	286.50	0.00	286.50	286.50	0.00	286.50
Department of Environmental Health and Quality	309.00	312.75	0.25	313.00	312.75	0.25	313.00
Parks and Recreation	235.00	248.00	1.00	249.00	248.00	1.00	249.00
Planning and Development Services	232.00	237.00	0.00	237.00	237.00	0.00	237.00
Public Works	540.00	570.00	0.00	570.00	570.00	0.00	570.00
Total	1,956.50	1,848.25	7.25	1,855.50	1,848.25	7.25	1,855.50

Group Expenditures by Department							
	Fiscal Year 2020-21 Adopted Budget	Fiscal Year 2021-22 Recommended Budget	Fiscal Year 2021-22 Change	Fiscal Year 2021-22 Revised Budget	Fiscal Year 2022-23 Recommended Budget	Fiscal Year 2022-23 Change	Fiscal Year 2022-23 Revised Budget
Land Use and Environment Executive Office	\$ 6,015,662	\$ 6,289,531	\$ 1,890,000	\$ 8,179,531	\$ 5,625,386	\$ 1,890,000	\$ 7,515,386
Agriculture, Weights and Measures	26,059,698	26,854,405	0	26,854,405	26,385,429	0	26,385,429
Air Pollution Control District	80,103,984	0	0	0	0	0	0
County Library	52,646,411	57,619,413	0	57,619,413	54,193,173	0	54,193,173
Department of Environmental Health and Quality	55,717,387	55,065,579	45,000	55,110,579	54,971,543	45,000	55,016,543
Parks and Recreation	56,571,445	60,553,540	(410,000)	60,143,540	56,754,314	90,000	56,844,314
Planning and Development Services	47,703,184	49,563,411	985,000	50,548,411	45,029,308	0	45,029,308
Public Works	324,232,943	354,082,542	1,650,000	355,732,542	290,074,556	0	290,074,556
University of California Cooperative Extension	1,029,971	1,191,992	0	1,191,992	869,971	0	869,971
Total	\$ 650,080,685	\$ 611,220,413	\$ 4,160,000	\$ 615,380,413	\$ 533,903,680	\$ 2,025,000	\$ 535,928,680



Executive Office Staffing by Program							
	Fiscal Year 2020-21 Adopted Budget	Fiscal Year 2021-22 Recommended Budget	Fiscal Year 2021-22 Change	Fiscal Year 2021-22 Revised Budget	Fiscal Year 2022-23 Recommended Budget	Fiscal Year 2022-23 Change	Fiscal Year 2022-23 Revised Budget
Land Use and Environment Executive Office	13.00	15.00	3.00	18.00	15.00	3.00	18.00
Office of Environmental and Climate Justice	0.00	0.00	3.00	3.00	0.00	3.00	3.00
Total	13.00	15.00	6.00	21.00	15.00	6.00	21.00

Executive Office Budget by Program							
	Fiscal Year 2020-21 Adopted Budget	Fiscal Year 2021-22 Recommended Budget	Fiscal Year 2021-22 Change	Fiscal Year 2021-22 Revised Budget	Fiscal Year 2022-23 Recommended Budget	Fiscal Year 2022-23 Change	Fiscal Year 2022-23 Revised Budget
Land Use and Environment Executive Office	\$ 6,015,662	\$ 6,289,531	\$ 590,000	\$ 6,879,531	\$ 5,625,386	\$ 590,000	\$ 6,215,386
Office of Environmental and Climate Justice	0	0	1,300,000	1,300,000	0	1,300,000	1,300,000
Total	\$ 6,015,662	\$ 6,289,531	\$ 1,890,000	\$ 8,179,531	\$ 5,625,386	\$ 1,890,000	\$ 7,515,386

Executive Office Budget by Categories of Expenditures							
	Fiscal Year 2020-21 Adopted Budget	Fiscal Year 2021-22 Recommended Budget	Fiscal Year 2021-22 Change	Fiscal Year 2021-22 Revised Budget	Fiscal Year 2022-23 Recommended Budget	Fiscal Year 2022-23 Change	Fiscal Year 2022-23 Revised Budget
Salaries & Benefits	\$ 2,698,919	\$ 3,206,042	\$ 1,117,038	\$ 4,323,080	\$ 3,175,179	\$ 1,120,576	\$ 4,295,755
Services & Supplies	2,942,628	3,247,843	772,962	4,020,805	2,614,561	769,424	3,383,985
Expenditure Transfer & Reimbursements	(175,885)	(164,354)	0	(164,354)	(164,354)	0	(164,354)
Operating Transfers Out	550,000	0	0	0	0	0	0
Total	\$ 6,015,662	\$ 6,289,531	\$ 1,890,000	\$ 8,179,531	\$ 5,625,386	\$ 1,890,000	\$ 7,515,386





Executive Office Budget by Categories of Revenues							
	Fiscal Year 2020-21 Adopted Budget	Fiscal Year 2021-22 Recommended Budget	Fiscal Year 2021-22 Change	Fiscal Year 2021-22 Revised Budget	Fiscal Year 2022-23 Recommended Budget	Fiscal Year 2022-23 Change	Fiscal Year 2022-23 Revised Budget
Charges For Current Services	\$ 1,372,730	\$ 1,016,739	\$ 0	\$ 1,016,739	\$ 1,016,739	\$ 0	\$ 1,016,739
Fund Balance Component Decreases	77,016	75,244	0	75,244	75,244	0	75,244
Use of Fund Balance	550,000	686,492	165,000	851,492	0	165,000	165,000
General Purpose Revenue Allocation	4,015,916	4,511,056	1,725,000	6,236,056	4,533,403	1,725,000	6,258,403
Total	\$ 6,015,662	\$ 6,289,531	\$ 1,890,000	\$ 8,179,531	\$ 5,625,386	\$ 1,890,000	\$ 7,515,386





Agriculture, Weights and Measures



No changes from the CAO Recommended Operational Plan.

Staffing by Program							
	Fiscal Year 2020-21 Adopted Budget	Fiscal Year 2021-22 Recommended Budget	Fiscal Year 2021-22 Change	Fiscal Year 2021-22 Revised Budget	Fiscal Year 2022-23 Recommended Budget	Fiscal Year 2022-23 Change	Fiscal Year 2022-23 Revised Budget
Agriculture, Weights and Measures	179.00	179.00	0.00	179.00	179.00	0.00	179.00
Total	179.00	179.00	0.00	179.00	179.00	0.00	179.00

Budget by Program							
	Fiscal Year 2020-21 Adopted Budget	Fiscal Year 2021-22 Recommended Budget	Fiscal Year 2021-22 Change	Fiscal Year 2021-22 Revised Budget	Fiscal Year 2022-23 Recommended Budget	Fiscal Year 2022-23 Change	Fiscal Year 2022-23 Revised Budget
Grazing Advisory Board	\$ 8,700	\$ 8,700	\$ 0	\$ 8,700	\$ 8,700	\$ 0	\$ 8,700
Agriculture, Weights and Measures	26,032,998	26,827,705	0	26,827,705	26,358,729	0	26,358,729
Fish and Wildlife Fund	18,000	18,000	0	18,000	18,000	0	18,000
Total	\$ 26,059,698	\$ 26,854,405	\$ 0	\$ 26,854,405	\$ 26,385,429	\$ 0	\$ 26,385,429

Budget by Categories of Expenditures							
	Fiscal Year 2020-21 Adopted Budget	Fiscal Year 2021-22 Recommended Budget	Fiscal Year 2021-22 Change	Fiscal Year 2021-22 Revised Budget	Fiscal Year 2022-23 Recommended Budget	Fiscal Year 2022-23 Change	Fiscal Year 2022-23 Revised Budget
Salaries & Benefits	\$ 21,476,310	\$ 21,984,965	\$ 0	\$ 21,984,965	\$ 21,985,989	\$ 0	\$ 21,985,989
Services & Supplies	4,321,388	4,852,440	0	4,852,440	4,732,440	0	4,732,440
Other Charges	255,000	25,000	0	25,000	25,000	0	25,000
Capital Assets Equipment	15,000	0	0	0	0	0	0
Expenditure Transfer & Reimbursements	(358,000)	(358,000)	0	(358,000)	(358,000)	0	(358,000)
Operating Transfers Out	350,000	350,000	0	350,000	0	0	0
Total	\$ 26,059,698	\$ 26,854,405	\$ 0	\$ 26,854,405	\$ 26,385,429	\$ 0	\$ 26,385,429





Budget by Categories of Revenues							
	Fiscal Year 2020-21 Adopted Budget	Fiscal Year 2021-22 Recommended Budget	Fiscal Year 2021-22 Change	Fiscal Year 2021-22 Revised Budget	Fiscal Year 2022-23 Recommended Budget	Fiscal Year 2022-23 Change	Fiscal Year 2022-23 Revised Budget
Licenses Permits & Franchises	\$ 3,748,882	\$ 4,170,496	\$ 0	\$ 4,170,496	\$ 4,170,496	\$ 0	\$ 4,170,496
Fines, Forfeitures & Penalties	96,000	86,000	0	86,000	86,000	0	86,000
Intergovernmental Revenues	11,810,110	13,294,125	0	13,294,125	12,951,490	0	12,951,490
Charges For Current Services	841,384	667,000	0	667,000	667,000	0	667,000
Miscellaneous Revenues	15,000	11,000	0	11,000	11,000	0	11,000
Fund Balance Component Decreases	252,158	252,158	0	252,158	252,158	0	252,158
Use of Fund Balance	1,190,439	267,901	0	267,901	10,700	0	10,700
General Purpose Revenue Allocation	8,105,725	8,105,725	0	8,105,725	8,236,585	0	8,236,585
Total	\$ 26,059,698	\$ 26,854,405	\$ 0	\$ 26,854,405	\$ 26,385,429	\$ 0	\$ 26,385,429



Air Pollution Control District



No changes from the CAO Recommended Operational Plan. Assembly Bill (AB) 423, *San Diego County Air Pollution Control District: Members and Duties (2019)* amended State law to restructure and expand the governing board of the APCD and require it to operate independently from the County of San Diego. Consequently, as of March 1, 2021, the APCD no longer functions within the organizational structure of the County and any remaining appropriations were canceled at that time.

Staffing by Program							
	Fiscal Year 2020-21 Adopted Budget	Fiscal Year 2021-22 Recommended Budget	Fiscal Year 2021-22 Change	Fiscal Year 2021-22 Revised Budget	Fiscal Year 2022-23 Recommended Budget	Fiscal Year 2022-23 Change	Fiscal Year 2022-23 Revised Budget
Air Pollution Control District Programs	164.00	0.00	0.00	0.00	0.00	0.00	0.00
Total	164.00	0.00	0.00	0.00	0.00	0.00	0.00

Budget by Program							
	Fiscal Year 2020-21 Adopted Budget	Fiscal Year 2021-22 Recommended Budget	Fiscal Year 2021-22 Change	Fiscal Year 2021-22 Revised Budget	Fiscal Year 2022-23 Recommended Budget	Fiscal Year 2022-23 Change	Fiscal Year 2022-23 Revised Budget
Air Pollution Control District Programs	\$ 80,103,984	\$ 0	\$ 0	\$ 0	\$ 0	\$ 0	\$ 0
Total	\$ 80,103,984	\$ 0	\$ 0	\$ 0	\$ 0	\$ 0	\$ 0

Budget by Categories of Expenditures							
	Fiscal Year 2020-21 Adopted Budget	Fiscal Year 2021-22 Recommended Budget	Fiscal Year 2021-22 Change	Fiscal Year 2021-22 Revised Budget	Fiscal Year 2022-23 Recommended Budget	Fiscal Year 2022-23 Change	Fiscal Year 2022-23 Revised Budget
Salaries & Benefits	\$ 22,760,069	\$ 0	\$ 0	\$ 0	\$ 0	\$ 0	\$ 0
Services & Supplies	8,432,975	0	0	0	0	0	0
Other Charges	30,904,291	0	0	0	0	0	0
Capital Assets Equipment	1,681,500	0	0	0	0	0	0
Operating Transfers Out	16,325,149	0	0	0	0	0	0
Total	\$ 80,103,984	\$ 0	\$ 0	\$ 0	\$ 0	\$ 0	\$ 0





Budget by Categories of Revenues							
	Fiscal Year 2020-21 Adopted Budget	Fiscal Year 2021-22 Recommended Budget	Fiscal Year 2021-22 Change	Fiscal Year 2021-22 Revised Budget	Fiscal Year 2022-23 Recommended Budget	Fiscal Year 2022-23 Change	Fiscal Year 2022-23 Revised Budget
Licenses Permits & Franchises	\$ 8,625,684	\$ 0	\$ 0	\$ 0	\$ 0	\$ 0	\$ 0
Fines, Forfeitures & Penalties	1,030,000	0	0	0	0	0	0
Revenue From Use of Money & Property	220,000	0	0	0	0	0	0
Intergovernmental Revenues	47,107,000	0	0	0	0	0	0
Charges For Current Services	989,000	0	0	0	0	0	0
Miscellaneous Revenues	30,000	0	0	0	0	0	0
Other Financing Sources	15,667,779	0	0	0	0	0	0
Fund Balance Component Decreases	1,207,370	0	0	0	0	0	0
Use of Fund Balance	5,227,151	0	0	0	0	0	0
General Purpose Revenue Allocation	0	0	0	0	0	0	0
Total	\$ 80,103,984	\$ 0	\$ 0	\$ 0	\$ 0	\$ 0	\$ 0



County Library



No changes from the CAO Recommended Operational Plan.

Staffing by Program							
	Fiscal Year 2020-21 Adopted Budget	Fiscal Year 2021-22 Recommended Budget	Fiscal Year 2021-22 Change	Fiscal Year 2021-22 Revised Budget	Fiscal Year 2022-23 Recommended Budget	Fiscal Year 2022-23 Change	Fiscal Year 2022-23 Revised Budget
Library Operations and Administration	21.50	19.50	0.00	19.50	19.50	0.00	19.50
Library Professional & Technical Support Service	40.50	42.50	0.00	42.50	42.50	0.00	42.50
Library Branch Operations	222.50	224.50	0.00	224.50	224.50	0.00	224.50
Total	284.50	286.50	0.00	286.50	286.50	0.00	286.50

Budget by Program							
	Fiscal Year 2020-21 Adopted Budget	Fiscal Year 2021-22 Recommended Budget	Fiscal Year 2021-22 Change	Fiscal Year 2021-22 Revised Budget	Fiscal Year 2022-23 Recommended Budget	Fiscal Year 2022-23 Change	Fiscal Year 2022-23 Revised Budget
Library Operations and Administration	\$ 6,056,011	\$ 7,259,148	\$ 0	\$ 7,259,148	\$ 5,780,382	\$ 0	\$ 5,780,382
Library Professional & Technical Support Service	18,510,129	20,806,978	0	20,806,978	18,497,034	0	18,497,034
Library Branch Operations	28,080,271	29,553,287	0	29,553,287	29,915,757	0	29,915,757
Total	\$ 52,646,411	\$ 57,619,413	\$ 0	\$ 57,619,413	\$ 54,193,173	\$ 0	\$ 54,193,173

Budget by Categories of Expenditures							
	Fiscal Year 2020-21 Adopted Budget	Fiscal Year 2021-22 Recommended Budget	Fiscal Year 2021-22 Change	Fiscal Year 2021-22 Revised Budget	Fiscal Year 2022-23 Recommended Budget	Fiscal Year 2022-23 Change	Fiscal Year 2022-23 Revised Budget
Salaries & Benefits	\$ 29,649,004	\$ 30,646,762	\$ 0	\$ 30,646,762	\$ 31,122,022	\$ 0	\$ 31,122,022
Services & Supplies	21,647,407	25,687,651	0	25,687,651	22,241,151	0	22,241,151
Other Charges	100,000	100,000	0	100,000	100,000	0	100,000
Capital Assets Equipment	660,000	730,000	0	730,000	730,000	0	730,000
Operating Transfers Out	590,000	455,000	0	455,000	0	0	0
Total	\$ 52,646,411	\$ 57,619,413	\$ 0	\$ 57,619,413	\$ 54,193,173	\$ 0	\$ 54,193,173



Budget by Categories of Revenues							
	Fiscal Year 2020-21 Adopted Budget	Fiscal Year 2021-22 Recommended Budget	Fiscal Year 2021-22 Change	Fiscal Year 2021-22 Revised Budget	Fiscal Year 2022-23 Recommended Budget	Fiscal Year 2022-23 Change	Fiscal Year 2022-23 Revised Budget
Taxes Current Property	\$ 38,632,870	\$ 41,760,079	\$ 0	\$ 41,760,079	\$ 43,012,882	\$ 0	\$ 43,012,882
Taxes Other Than Current Secured	603,400	622,128	0	622,128	640,791	0	640,791
Revenue From Use of Money & Property	105,000	105,000	0	105,000	105,000	0	105,000
Intergovernmental Revenues	3,473,521	5,830,083	0	5,830,083	5,830,083	0	5,830,083
Charges For Current Services	538,112	238,112	0	238,112	238,112	0	238,112
Miscellaneous Revenues	553,821	293,821	0	293,821	293,821	0	293,821
Use of Fund Balance	8,739,687	8,770,190	0	8,770,190	4,072,484	0	4,072,484
General Purpose Revenue Allocation	0	0	0	0	0	0	0
Total	\$ 52,646,411	\$ 57,619,413	\$ 0	\$ 57,619,413	\$ 54,193,173	\$ 0	\$ 54,193,173



Department of Environmental Health and Quality



Fiscal Year 2021–22

Staffing

Increase of 0.25 staff year to raise the recommended 0.75 to a full staff year to expand water quality monitoring at South County beaches.

Expenditures

Increase of \$0.04 million.

- ◆ Salaries & Benefits—increase of \$0.03 million for 0.25 staff year, as noted above.
- ◆ Services & Supplies—increase of \$0.01 million in laboratory testing services to expand South County beach water quality monitoring.

Revenues

Increase of \$0.04 million.

- ◆ Licenses, Permits & Franchises—decrease of \$9.2 million for waiver of restaurant industry annual permit fees, waiver of temporary events permit fees and fee revenue loss due to no fee increases.
- ◆ Charges for Current Services—decrease of \$0.1 million for fee revenue loss due to no fee increases.
- ◆ Intergovernmental Revenue—increase of \$9.3 million.
 - ◆ Increase of \$9.3 million in American Rescue Plan Act funds for waiver of restaurant industry annual permit fees, waiver of temporary events permit fees, and fee revenue loss due to no fee increases.
- ◆ General Purpose Revenue Allocation - increase of \$0.04 million to expand the South County enhanced beach water quality monitoring program from the International Border to the City of Coronado, including increased staffing and laboratory testing services noted above. This is a redistribution of existing LUEG General Purpose Revenue Allocation.

Fiscal Year 2022–23

No significant changes from the CAO Recommended Operational Plan other than the increase in Salaries & Benefits and Services & Supplies tied to the expansion of enhanced beach water quality monitoring in the South County.

Staffing by Program							
	Fiscal Year 2020-21 Adopted Budget	Fiscal Year 2021-22 Recommended Budget	Fiscal Year 2021-22 Change	Fiscal Year 2021-22 Revised Budget	Fiscal Year 2022-23 Recommended Budget	Fiscal Year 2022-23 Change	Fiscal Year 2022-23 Revised Budget
Department of Environmental Health and Quality	309.00	312.75	0.25	313.00	312.75	0.25	313.00
Total	309.00	312.75	0.25	313.00	312.75	0.25	313.00

Budget by Program							
	Fiscal Year 2020-21 Adopted Budget	Fiscal Year 2021-22 Recommended Budget	Fiscal Year 2021-22 Change	Fiscal Year 2021-22 Revised Budget	Fiscal Year 2022-23 Recommended Budget	Fiscal Year 2022-23 Change	Fiscal Year 2022-23 Revised Budget
Department of Environmental Health and Quality	\$ 55,717,387	\$ 55,065,579	\$ 45,000	\$ 55,110,579	\$ 54,971,543	\$ 45,000	\$ 55,016,543
Total	\$ 55,717,387	\$ 55,065,579	\$ 45,000	\$ 55,110,579	\$ 54,971,543	\$ 45,000	\$ 55,016,543

Budget by Categories of Expenditures							
	Fiscal Year 2020-21 Adopted Budget	Fiscal Year 2021-22 Recommended Budget	Fiscal Year 2021-22 Change	Fiscal Year 2021-22 Revised Budget	Fiscal Year 2022-23 Recommended Budget	Fiscal Year 2022-23 Change	Fiscal Year 2022-23 Revised Budget
Salaries & Benefits	\$ 40,586,081	\$ 40,622,392	\$ 31,484	\$ 40,653,876	\$ 40,711,262	\$ 33,020	\$ 40,744,282
Services & Supplies	15,132,785	14,085,441	13,516	14,098,957	13,913,441	11,980	13,925,421
Other Charges	152,096	114,574	0	114,574	103,668	0	103,668
Capital Assets Equipment	1,064,453	590,000	0	590,000	590,000	0	590,000
Expenditure Transfer & Reimbursements	(1,218,028)	(346,828)	0	(346,828)	(346,828)	0	(346,828)
Total	\$ 55,717,387	\$ 55,065,579	\$ 45,000	\$ 55,110,579	\$ 54,971,543	\$ 45,000	\$ 55,016,543





Budget by Categories of Revenues							
	Fiscal Year 2020-21 Adopted Budget	Fiscal Year 2021-22 Recommended Budget	Fiscal Year 2021-22 Change	Fiscal Year 2021-22 Revised Budget	Fiscal Year 2022-23 Recommended Budget	Fiscal Year 2022-23 Change	Fiscal Year 2022-23 Revised Budget
Licenses Permits & Franchises	\$ 24,241,379	\$ 28,343,988	\$ (9,222,956)	\$ 19,121,032	\$ 29,469,506	\$ 0	\$ 29,469,506
Fines, Forfeitures & Penalties	0	257,000	0	257,000	257,000	0	257,000
Intergovernmental Revenues	4,864,484	4,230,293	9,265,512	13,495,805	4,235,543	0	4,235,543
Charges For Current Services	20,645,749	18,828,079	(42,556)	18,785,523	18,626,110	0	18,626,110
Fund Balance Component Decreases	1,877,639	909,674	0	909,674	0	0	0
Use of Fund Balance	1,896,635	113,161	0	113,161	0	0	0
General Purpose Revenue Allocation	2,191,501	2,383,384	45,000	2,428,384	2,383,384	45,000	2,428,384
Total	\$ 55,717,387	\$ 55,065,579	\$ 45,000	\$ 55,110,579	\$ 54,971,543	\$ 45,000	\$ 55,016,543



Parks and Recreation



Fiscal Year 2021-22

Staffing

Increase of 1.00 staff year.

- ◆ Increase of 1.00 staff year for the expansion of the Safe Destination Nights Program.

Expenditures

Net decrease of \$0.4 million.

- ◆ Salaries & Benefits—net decrease of \$0.4 million. Increase of \$0.1 million due to the addition of 1.00 staff year for the expansion of the Safe Destination Nights Program is offset by a decrease of \$0.5 million for part-time staff for the Youth Environmental-Recreation Corp Program which was transferred to the Department of Human Resources.

Revenues

Net decrease of \$0.4 million.

- ◆ Charges for Current Services—decrease of \$0.4 million due to fee waivers for the event industry.
- ◆ Intergovernmental Revenues—increase of \$0.4 million in American Rescue Plan Act funds for fee waivers for the event industry.
- ◆ Use of Fund Balance—decrease of \$0.5 million.
 - ◆ Decrease of \$0.5 million for the Youth Environmental-Recreation Corp Program which was transferred to the Department of Human Resources.
- ◆ General Purpose Revenue Allocation—Increase of \$0.1 million due to the expansion of the Safe Destination Nights Program as mentioned above. This is a redistribution of existing LUEG General Purpose Revenue Allocation.

Fiscal Year 2022-23

No changes from the CAO Recommended Operational Plan aside from the Fiscal Year 2021-22 recommendations above.

Staffing by Program							
	Fiscal Year 2020-21 Adopted Budget	Fiscal Year 2021-22 Recommended Budget	Fiscal Year 2021-22 Change	Fiscal Year 2021-22 Revised Budget	Fiscal Year 2022-23 Recommended Budget	Fiscal Year 2022-23 Change	Fiscal Year 2022-23 Revised Budget
Parks and Recreation	235.00	248.00	1.00	249.00	248.00	1.00	249.00
Total	235.00	248.00	1.00	249.00	248.00	1.00	249.00

Budget by Program							
	Fiscal Year 2020-21 Adopted Budget	Fiscal Year 2021-22 Recommended Budget	Fiscal Year 2021-22 Change	Fiscal Year 2021-22 Revised Budget	Fiscal Year 2022-23 Recommended Budget	Fiscal Year 2022-23 Change	Fiscal Year 2022-23 Revised Budget
Parks and Recreation	\$ 48,835,859	\$ 53,298,981	\$ (410,000)	\$ 52,888,981	\$ 49,751,074	\$ 90,000	\$ 49,841,074
Park Land Dedication	1,105,700	1,135,700	0	1,135,700	796,900	0	796,900
Park Special Districts	5,438,124	4,652,100	0	4,652,100	4,719,157	0	4,719,157
Parks Community Facilities Districts	1,191,762	1,466,759	0	1,466,759	1,487,183	0	1,487,183
Total	\$ 56,571,445	\$ 60,553,540	\$ (410,000)	\$ 60,143,540	\$ 56,754,314	\$ 90,000	\$ 56,844,314

Budget by Categories of Expenditures							
	Fiscal Year 2020-21 Adopted Budget	Fiscal Year 2021-22 Recommended Budget	Fiscal Year 2021-22 Change	Fiscal Year 2021-22 Revised Budget	Fiscal Year 2022-23 Recommended Budget	Fiscal Year 2022-23 Change	Fiscal Year 2022-23 Revised Budget
Salaries & Benefits	\$ 28,629,480	\$ 31,213,208	\$ (418,339)	\$ 30,794,869	\$ 31,132,743	\$ 85,587	\$ 31,218,330
Services & Supplies	25,596,678	25,765,832	8,339	25,774,171	22,747,503	4,413	22,751,916
Other Charges	120,500	275,500	0	275,500	68,000	0	68,000
Expenditure Transfer & Reimbursements	(1,756,900)	0	0	0	0	0	0
Operating Transfers Out	3,981,687	3,299,000	0	3,299,000	2,806,068	0	2,806,068
Total	\$ 56,571,445	\$ 60,553,540	\$ (410,000)	\$ 60,143,540	\$ 56,754,314	\$ 90,000	\$ 56,844,314





Budget by Categories of Revenues							
	Fiscal Year 2020-21 Adopted Budget	Fiscal Year 2021-22 Recommended Budget	Fiscal Year 2021-22 Change	Fiscal Year 2021-22 Revised Budget	Fiscal Year 2022-23 Recommended Budget	Fiscal Year 2022-23 Change	Fiscal Year 2022-23 Revised Budget
Taxes Current Property	\$ 3,044,037	\$ 3,406,579	\$ 0	\$ 3,406,579	\$ 3,445,080	\$ 0	\$ 3,445,080
Taxes Other Than Current Secured	18,250	18,800	0	18,800	18,800	0	18,800
Licenses Permits & Franchises	11,000	750,000	0	750,000	750,000	0	750,000
Fines, Forfeitures & Penalties	250	250	0	250	250	0	250
Revenue From Use of Money & Property	1,225,500	1,489,008	0	1,489,008	1,494,537	0	1,494,537
Intergovernmental Revenues	2,219,013	3,082,860	400,000	3,482,860	2,219,013	0	2,219,013
Charges For Current Services	7,291,745	8,248,133	(400,000)	7,848,133	9,212,715	0	9,212,715
Miscellaneous Revenues	853,698	740,817	0	740,817	580,472	0	580,472
Other Financing Sources	2,583,687	2,729,000	0	2,729,000	2,795,028	0	2,795,028
Fund Balance Component Decreases	582,753	582,753	0	582,753	582,753	0	582,753
Use of Fund Balance	5,049,274	4,802,189	(500,000)	4,302,189	350,303	0	350,303
General Purpose Revenue Allocation	33,692,238	34,703,151	90,000	34,793,151	35,305,363	90,000	35,395,363
Total	\$ 56,571,445	\$ 60,553,540	\$ (410,000)	\$ 60,143,540	\$ 56,754,314	\$ 90,000	\$ 56,844,314





Planning and Development Services



Fiscal Year 2021-22

Staffing

No changes from the CAO Recommended Operational Plan

Expenditures

Increase of \$1.0 million

- ◆ Services & Supplies—increase of \$1.0 million to develop an ordinance update to address agricultural and residential clearing requirements, thresholds, and permit process (agricultural operations and residential development), referred to budget by the Board on May 19, 2021 (6).

Revenues

Net Increase of \$1.0 million

- ◆ Use of Fund Balance—increase of \$2.8 million.
 - ◆ Increase of \$1.8 million for a multi-year pilot program to waive fees for accessory dwelling unit applications
 - ◆ Increase of \$1.0 million to develop an ordinance update to address agricultural and residential clearing requirements, thresholds, and permit process (agricultural operations and residential development).
- ◆ General Purpose Revenue Allocation—decrease of \$1.8 million for the accessory dwelling unit fee waiver program mentioned above. This is a redistribution of existing LUEG General Purpose Revenue Allocation to other LUEG departments, and will have no impact to services in Planning and Development Services.

Fiscal Year 2022-23

No changes from the CAO Recommended Operational Plan aside from the Fiscal Year 2021-22 recommendations above.

Staffing by Program							
	Fiscal Year 2020-21 Adopted Budget	Fiscal Year 2021-22 Recommended Budget	Fiscal Year 2021-22 Change	Fiscal Year 2021-22 Revised Budget	Fiscal Year 2022-23 Recommended Budget	Fiscal Year 2022-23 Change	Fiscal Year 2022-23 Revised Budget
Administration	21.00	22.00	0.00	22.00	22.00	0.00	22.00
Long Range and Sustainability Planning	34.00	38.00	0.00	38.00	38.00	0.00	38.00
Project Planning	57.00	55.00	0.00	55.00	55.00	0.00	55.00
Land Development	26.00	26.00	0.00	26.00	26.00	0.00	26.00
Building Services	55.00	57.00	0.00	57.00	57.00	0.00	57.00
Code Compliance	25.00	26.00	0.00	26.00	26.00	0.00	26.00
LUEG GIS	10.00	9.00	0.00	9.00	9.00	0.00	9.00
SanGIS COSD	4.00	4.00	0.00	4.00	4.00	0.00	4.00
Total	232.00	237.00	0.00	237.00	237.00	0.00	237.00

Budget by Program							
	Fiscal Year 2020-21 Adopted Budget	Fiscal Year 2021-22 Recommended Budget	Fiscal Year 2021-22 Change	Fiscal Year 2021-22 Revised Budget	Fiscal Year 2022-23 Recommended Budget	Fiscal Year 2022-23 Change	Fiscal Year 2022-23 Revised Budget
Administration	\$ 6,672,620	\$ 5,930,490	\$ 0	\$ 5,930,490	\$ 5,707,442	\$ 0	\$ 5,707,442
Long Range and Sustainability Planning	9,043,251	9,347,183	0	9,347,183	6,693,987	0	6,693,987
Project Planning	8,870,593	8,779,765	985,000	9,764,765	8,673,935	0	8,673,935
Land Development	5,112,744	5,541,695	0	5,541,695	5,280,383	0	5,280,383
Building Services	11,072,224	12,102,511	0	12,102,511	11,891,067	0	11,891,067
Code Compliance	4,374,410	5,363,386	0	5,363,386	4,225,800	0	4,225,800
LUEG GIS	1,511,372	1,468,330	0	1,468,330	1,482,673	0	1,482,673
SanGIS COSD	1,045,970	1,030,051	0	1,030,051	1,074,021	0	1,074,021
Total	\$ 47,703,184	\$ 49,563,411	\$ 985,000	\$ 50,548,411	\$ 45,029,308	\$ 0	\$ 45,029,308

Budget by Categories of Expenditures							
	Fiscal Year 2020-21 Adopted Budget	Fiscal Year 2021-22 Recommended Budget	Fiscal Year 2021-22 Change	Fiscal Year 2021-22 Revised Budget	Fiscal Year 2022-23 Recommended Budget	Fiscal Year 2022-23 Change	Fiscal Year 2022-23 Revised Budget
Salaries & Benefits	\$ 33,503,688	\$ 35,864,335	\$ 0	\$ 35,864,335	\$ 35,472,937	\$ 0	\$ 35,472,937
Services & Supplies	14,608,584	14,188,164	985,000	15,173,164	10,145,459	0	10,145,459
Capital Assets Equipment	100,000	100,000	0	100,000	0	0	0
Expenditure Transfer & Reimbursements	(509,088)	(589,088)	0	(589,088)	(589,088)	0	(589,088)
Total	\$ 47,703,184	\$ 49,563,411	\$ 985,000	\$ 50,548,411	\$ 45,029,308	\$ 0	\$ 45,029,308





Budget by Categories of Revenues							
	Fiscal Year 2020-21 Adopted Budget	Fiscal Year 2021-22 Recommended Budget	Fiscal Year 2021-22 Change	Fiscal Year 2021-22 Revised Budget	Fiscal Year 2022-23 Recommended Budget	Fiscal Year 2022-23 Change	Fiscal Year 2022-23 Revised Budget
Licenses Permits & Franchises	\$ 3,511,799	\$ 5,612,082	\$ 0	\$ 5,612,082	\$ 5,829,481	\$ 1,860,000	\$ 7,689,481
Fines, Forfeitures & Penalties	334,886	384,886	0	384,886	334,886	0	334,886
Revenue From Use of Money & Property	10,000	10,000	0	10,000	10,000	0	10,000
Intergovernmental Revenues	1,531,739	2,422,548	0	2,422,548	1,239,455	0	1,239,455
Charges For Current Services	13,831,886	15,936,478	0	15,936,478	15,976,996	0	15,976,996
Miscellaneous Revenues	80,000	80,000	0	80,000	80,000	0	80,000
Fund Balance Component Decreases	2,420,298	422,070	0	422,070	422,070	0	422,070
Use of Fund Balance	5,966,873	3,894,615	2,845,000	6,739,615	0	0	0
General Purpose Revenue Allocation	20,015,703	20,800,732	(1,860,000)	18,940,732	21,136,420	(1,860,000)	19,276,420
Total	\$ 47,703,184	\$ 49,563,411	\$ 985,000	\$ 50,548,411	\$ 45,029,308	\$ 0	\$ 45,029,308





Public Works



Fiscal Year 2021-22

Staffing

No changes from the CAO Recommended Operational Plan.

Expenditures

Increase of \$1.7 million.

- ◆ Services & Supplies - increase of \$1.7 million in contracted services for regional recycling analysis to determine the processing capacity of local recycling facilities (\$0.3 million), referred to budget by the Board on May 5, 2021 (14); and for a Memorandum of Understanding with SANDAG to add microtrenching and conduit to the existing State Route 67 Pavement Rehabilitation Project (\$1.4 million), referred to budget by the Board on May 5, 2021 (18).

Revenues

Increase of \$1.7 million.

- ◆ Use of Fund Balance - increase of \$1.7 million in unassigned General Fund fund balance for a regional recycling analysis to determine the processing capacity of local recycling facilities (\$0.3 million) and for a Memorandum of Understanding with SANDAG to add microtrenching and conduit to the existing State Route 67 Pavement Rehabilitation Project (\$1.4 million).

Fiscal Year 2022-23

No changes from the CAO Recommended Operational Plan.

Staffing by Program							
	Fiscal Year 2020-21 Adopted Budget	Fiscal Year 2021-22 Recommended Budget	Fiscal Year 2021-22 Change	Fiscal Year 2021-22 Revised Budget	Fiscal Year 2022-23 Recommended Budget	Fiscal Year 2022-23 Change	Fiscal Year 2022-23 Revised Budget
Road Program	369.00	383.00	0.00	383.00	383.00	0.00	383.00
Solid Waste Management Program	21.00	25.00	0.00	25.00	25.00	0.00	25.00
General Fund Activities Program	63.00	71.00	0.00	71.00	71.00	0.00	71.00
Airports Program	39.00	37.00	0.00	37.00	37.00	0.00	37.00
Wastewater Management Program	48.00	54.00	0.00	54.00	54.00	0.00	54.00
Total	540.00	570.00	0.00	570.00	570.00	0.00	570.00

Budget by Program							
	Fiscal Year 2020-21 Adopted Budget	Fiscal Year 2021-22 Recommended Budget	Fiscal Year 2021-22 Change	Fiscal Year 2021-22 Revised Budget	Fiscal Year 2022-23 Recommended Budget	Fiscal Year 2022-23 Change	Fiscal Year 2022-23 Revised Budget
Road Program	\$ 157,130,964	\$ 167,276,459	\$ 0	\$ 167,276,459	\$ 157,969,123	\$ 0	\$ 157,969,123
Solid Waste Management Program	10,987,857	10,487,720	0	10,487,720	11,013,284	0	11,013,284
General Fund Activities Program	42,650,042	42,805,952	1,650,000	44,455,952	22,651,361	0	22,651,361
Airports Program	19,454,939	25,497,844	0	25,497,844	25,463,743	0	25,463,743
Wastewater Management Program	12,712,552	12,564,889	0	12,564,889	12,343,262	0	12,343,262
Sanitation Districts	43,063,433	61,560,684	0	61,560,684	35,245,484	0	35,245,484
Flood Control	9,000,667	7,273,473	0	7,273,473	6,017,676	0	6,017,676
County Service Areas	326,480	392,247	0	392,247	280,970	0	280,970
Street Lighting District	2,715,403	2,838,156	0	2,838,156	2,377,709	0	2,377,709
Community Facilities Districts	2,549,561	924,271	0	924,271	894,430	0	894,430
Permanent Road Divisions	4,742,045	7,036,147	0	7,036,147	1,594,514	0	1,594,514
Equipment ISF Program	18,899,000	15,424,700	0	15,424,700	14,223,000	0	14,223,000
Total	\$ 324,232,943	\$ 354,082,542	\$ 1,650,000	\$ 355,732,542	\$ 290,074,556	\$ 0	\$ 290,074,556



Budget by Categories of Expenditures							
	Fiscal Year 2020-21 Adopted Budget	Fiscal Year 2021-22 Recommended Budget	Fiscal Year 2021-22 Change	Fiscal Year 2021-22 Revised Budget	Fiscal Year 2022-23 Recommended Budget	Fiscal Year 2022-23 Change	Fiscal Year 2022-23 Revised Budget
Salaries & Benefits	\$ 81,488,205	\$ 86,544,795	\$ 0	\$ 86,544,795	\$ 86,987,382	\$ 0	\$ 86,987,382
Services & Supplies	189,455,047	203,130,453	1,650,000	204,780,453	173,150,483	0	173,150,483
Other Charges	14,549,370	13,124,867	0	13,124,867	12,807,950	0	12,807,950
Capital Assets/Land Acquisition	14,432,465	33,433,000	0	33,433,000	10,400,000	0	10,400,000
Capital Assets Equipment	9,352,300	6,440,800	0	6,440,800	4,861,300	0	4,861,300
Expenditure Transfer & Reimbursements	0	(18,264,514)	0	(18,264,514)	0	0	0
Operating Transfers Out	14,955,556	29,673,141	0	29,673,141	1,867,441	0	1,867,441
Total	\$ 324,232,943	\$ 354,082,542	\$ 1,650,000	\$ 355,732,542	\$ 290,074,556	\$ 0	\$ 290,074,556

Budget by Categories of Revenues							
	Fiscal Year 2020-21 Adopted Budget	Fiscal Year 2021-22 Recommended Budget	Fiscal Year 2021-22 Change	Fiscal Year 2021-22 Revised Budget	Fiscal Year 2022-23 Recommended Budget	Fiscal Year 2022-23 Change	Fiscal Year 2022-23 Revised Budget
Taxes Current Property	\$ 7,287,637	\$ 7,696,777	\$ 0	\$ 7,696,777	\$ 7,736,248	\$ 0	\$ 7,736,248
Taxes Other Than Current Secured	10,072,202	12,424,597	0	12,424,597	12,424,597	0	12,424,597
Licenses Permits & Franchises	6,061,000	6,000,000	0	6,000,000	6,000,000	0	6,000,000
Fines, Forfeitures & Penalties	80,200	80,323	0	80,323	80,323	0	80,323
Revenue From Use of Money & Property	25,799,085	26,229,559	0	26,229,559	26,770,948	0	26,770,948
Intergovernmental Revenues	99,339,412	120,147,175	0	120,147,175	124,535,390	0	124,535,390
Charges For Current Services	69,750,745	70,663,506	0	70,663,506	71,102,129	0	71,102,129
Miscellaneous Revenues	970,350	786,250	0	786,250	786,250	0	786,250
Other Financing Sources	15,018,556	29,673,141	0	29,673,141	1,830,441	0	1,830,441
Fund Balance Component Decreases	13,693,596	4,492,541	0	4,492,541	3,533,260	0	3,533,260
Use of Fund Balance	63,354,179	62,526,454	1,650,000	64,176,454	21,460,180	0	21,460,180
General Purpose Revenue Allocation	12,805,981	13,362,219	0	13,362,219	13,814,790	0	13,814,790
Total	\$ 324,232,943	\$ 354,082,542	\$ 1,650,000	\$ 355,732,542	\$ 290,074,556	\$ 0	\$ 290,074,556



University of California Cooperative Extension



No changes from the CAO Recommended Operational Plan.

Staffing by Program							
	Fiscal Year 2020-21 Adopted Budget	Fiscal Year 2021-22 Recommended Budget	Fiscal Year 2021-22 Change	Fiscal Year 2021-22 Revised Budget	Fiscal Year 2022-23 Recommended Budget	Fiscal Year 2022-23 Change	Fiscal Year 2022-23 Revised Budget
University of California Cooperative Extension	0.00	0.00	0.00	0.00	0.00	0.00	0.00
Total	0.00	0.00	0.00	0.00	0.00	0.00	0.00

Budget by Program							
	Fiscal Year 2020-21 Adopted Budget	Fiscal Year 2021-22 Recommended Budget	Fiscal Year 2021-22 Change	Fiscal Year 2021-22 Revised Budget	Fiscal Year 2022-23 Recommended Budget	Fiscal Year 2022-23 Change	Fiscal Year 2022-23 Revised Budget
University of California Cooperative Extension	\$ 1,029,971	\$ 1,191,992	\$ 0	\$ 1,191,992	\$ 869,971	\$ 0	\$ 869,971
Total	\$ 1,029,971	\$ 1,191,992	\$ 0	\$ 1,191,992	\$ 869,971	\$ 0	\$ 869,971

Budget by Categories of Expenditures							
	Fiscal Year 2020-21 Adopted Budget	Fiscal Year 2021-22 Recommended Budget	Fiscal Year 2021-22 Change	Fiscal Year 2021-22 Revised Budget	Fiscal Year 2022-23 Recommended Budget	Fiscal Year 2022-23 Change	Fiscal Year 2022-23 Revised Budget
Services & Supplies	\$ 1,029,971	\$ 1,191,992	\$ 0	\$ 1,191,992	\$ 869,971	\$ 0	\$ 869,971
Total	\$ 1,029,971	\$ 1,191,992	\$ 0	\$ 1,191,992	\$ 869,971	\$ 0	\$ 869,971

Budget by Categories of Revenues							
	Fiscal Year 2020-21 Adopted Budget	Fiscal Year 2021-22 Recommended Budget	Fiscal Year 2021-22 Change	Fiscal Year 2021-22 Revised Budget	Fiscal Year 2022-23 Recommended Budget	Fiscal Year 2022-23 Change	Fiscal Year 2022-23 Revised Budget
Use of Fund Balance	\$ 160,000	\$ 322,021	\$ 0	\$ 322,021	\$ 0	\$ 0	\$ 0
General Purpose Revenue Allocation	869,971	869,971	0	869,971	869,971	0	869,971
Total	\$ 1,029,971	\$ 1,191,992	\$ 0	\$ 1,191,992	\$ 869,971	\$ 0	\$ 869,971



County of San Diego

Finance and General Government Group

Finance and General Government Group Summary & Executive Office	139
.....	
Board of Supervisors	145
.....	
Assessor/Recorder/County Clerk	149
.....	
Treasurer-Tax Collector	153
.....	
Chief Administrative Office	157
.....	
Auditor and Controller	161
.....	
County Communications Office	165
.....	
County Technology Office	167
.....	
Civil Service Commission	169
.....	
Clerk of the Board of Supervisors	171
.....	
County Counsel	173
.....	
General Services	175
.....	
Grand Jury	179
.....	
Human Resources	181
.....	
Office of Evaluation, Performance and Analytics	183
.....	
Purchasing and Contracting	185
.....	
Registrar of Voters	189
.....	
Citizens' Law Enforcement Review Board	191
.....	

Finance and General Government Group Summary & Executive Office



Finance and General Government Group Summary

Total Staffing by Group

The Finance and General Government Group staffing level in the Revised Recommended Operational Plan is 1,808.50 staff years in Fiscal Year 2021–22 and 1,808.50 staff years in Fiscal Year 2022–23. This is an increase of 33.00 staff years or 1.9% in each year from the CAO Recommended Operational Plan and recommended increase of 54.00 staff years or 3.1% from the Fiscal Year 2020–21 Adopted Operational Plan.

Fiscal Year 2021–22

Recommended staffing changes for Fiscal Year 2021–22 from the CAO Recommended Operational Plan include:

- ◆ Increase of 20.00 staff years to support the newly established Office of Evaluation, Performance and Analytics. The creation of this office was approved and referred to budget by the Board of Supervisors on May 18, 2021 (16).
- ◆ Increase of 5.00 staff years in the Chief Administrative Office (CAO) to support the newly established Office of Labor Standards and Enforcement. The creation of this office was approved and referred to budget by the Board of Supervisors on May 4, 2021 (23).
- ◆ Increase of 3.00 staff years in the Finance & General Government Group Executive Office to provide expanded enterprise support due to countywide growth and the addition of new departments and programs.
- ◆ Increase of 2.00 staff years in the Department of Human Resources (DHR) to support recruiting and retention tied to overall growth in Countywide staffing and the addition of new departments and programs.
- ◆ Increase of 2.00 staff years in the Department of Purchasing & Contracting (DPC) to support the Service Delivery Framework initiative, as approved and referred to budget by the Board of Supervisors on June 8, 2021 (11).
- ◆ Increase of 1.00 staff year in the Chief Administrative Office (CAO) tied to staffing of the Office of Equity and Racial Justice (OERJ).

Fiscal Year 2022–23

No significant changes aside from Fiscal Year 2021–22 recommendations described above.

Total Appropriations by Group

The Finance and General Government Group expenditure appropriations in the Revised Recommended Operational Plan are \$778.5 million in Fiscal Year 2021–22 and \$744.0 million in Fiscal Year 2022–23. This is an increase of \$9.6 million or 1.3% in Fiscal Year 2021–22 from the CAO Recommended Operational Plan, for a total increase of \$2.1 million or 0.3% from the Fiscal Year 2020–21 Adopted Operational Plan.

Fiscal Year 2021-22

Significant changes from the CAO Recommended Operational Plan include:

- ◆ Increase of \$4.5 million and 20.00 staff years to support the newly established Office of Evaluation, Performance and Analytics.
- ◆ Increase of \$1.1 million and 5.00 staff years in the Chief Administrative Office (CAO) to support the newly established Office of Labor Standards and Enforcement.
- ◆ Increase of \$1.3 million in Auditor & Controller to support staffing needs related to the ongoing COVID-19 emergency response associated with the administration and monitoring of American Rescue Plan Act (ARPA) of 2021 funds and support for the Transparency Advisory and Fiscal Realignment Framework and expanded enterprise financial support to the organization, with no impact to staff years.
- ◆ Increase of \$0.7 million and 3.00 staff years in Finance & General Government Group Executive Office.
- ◆ Increase of a net \$0.6 million in the Office of Equity & Racial Justice to re-budget Fiscal Year 2020–21 appropriations to support services that ensure equity in County programs, support training, organizational development, and change management.
- ◆ Increase of \$0.5 million in DHR for Youth Environment/Recreation Corp to foster employment opportunities through career readiness and workforce development.
- ◆ Increase of \$0.4 million in the Treasurer-Tax Collector to explore public bank options.
- ◆ Increase of \$0.3 million and 2.00 staff years in DHR to support recruiting and retention tied to overall growth in Countywide staffing and the addition of new departments and programs.
- ◆ Increase of \$0.3 million and 2.00 staff years in DPC as noted above to support the Service Delivery Framework initiative, as approved and referred to budget by the Board of Supervisors on June 8, 2021 (11).

Fiscal Year 2022-23

No significant changes aside from Fiscal Year 2021–22 recommendations described above. Any ongoing resource requirements will be reviewed for potential funding from program revenue or General Purpose Revenue.

Executive Office

Staffing

Increase of 3.00 staff years to provide expanded enterprise support due to countywide growth and the addition of new departments and programs. These staff years will ensure continued essential support services and infrastructure as a result of new departments and programs.

Expenditures

Increase of \$0.7 million

- ◆ Salaries & Benefits—increase of \$0.7 million due to increase of 3.00 staff years as described above.

Revenues

Increase of \$0.7 million

- ◆ Use of Fund Balance—increase of \$0.7 million in unassigned General Fund fund balance associated with increases noted above.

Fiscal Year 2022–23

No significant changes aside from Fiscal Year 2021–22 recommendations described above. Any ongoing resource requirements will be reviewed for potential funding from program revenue or General Purpose Revenue.





Group Staffing by Department							
	Fiscal Year 2020-21 Adopted Budget	Fiscal Year 2021-22 Recommended Budget	Fiscal Year 2021-22 Change	Fiscal Year 2021-22 Revised Budget	Fiscal Year 2022-23 Recommended Budget	Fiscal Year 2022-23 Change	Fiscal Year 2022-23 Revised Budget
Finance & General Government Executive Office	25.00	29.00	3.00	32.00	29.00	3.00	32.00
Board of Supervisors	60.00	72.00	0.00	72.00	72.00	0.00	72.00
Assessor / Recorder / County Clerk	419.50	419.50	0.00	419.50	419.50	0.00	419.50
Treasurer - Tax Collector	123.00	123.00	0.00	123.00	123.00	0.00	123.00
Chief Administrative Office	16.50	20.50	6.00	26.50	20.50	6.00	26.50
Auditor and Controller	236.50	235.50	0.00	235.50	235.50	0.00	235.50
County Communications Office	21.00	21.00	0.00	21.00	21.00	0.00	21.00
County Technology Office	14.00	14.00	0.00	14.00	14.00	0.00	14.00
Civil Service Commission	3.00	3.00	0.00	3.00	3.00	0.00	3.00
Clerk of the Board of Supervisors	28.00	28.00	0.00	28.00	28.00	0.00	28.00
County Counsel	148.00	150.00	0.00	150.00	150.00	0.00	150.00
General Services	395.00	395.00	0.00	395.00	395.00	0.00	395.00
Human Resources	122.00	122.00	2.00	124.00	122.00	2.00	124.00
Office of Evaluation, Performance and Analytics	0.00	0.00	20.00	20.00	0.00	20.00	20.00
Purchasing and Contracting	66.00	66.00	2.00	68.00	66.00	2.00	68.00
Registrar of Voters	69.00	69.00	0.00	69.00	69.00	0.00	69.00
Citizens' Law Enforcement Review Board	8.00	8.00	0.00	8.00	8.00	0.00	8.00
Total	1,754.50	1,775.50	33.00	1,808.50	1,775.50	33.00	1,808.50



Group Expenditures by Department							
	Fiscal Year 2020-21 Adopted Budget	Fiscal Year 2021-22 Recommended Budget	Fiscal Year 2021-22 Change	Fiscal Year 2021-22 Revised Budget	Fiscal Year 2022-23 Recommended Budget	Fiscal Year 2022-23 Change	Fiscal Year 2022-23 Revised Budget
Finance & General Government Executive Office	\$ 24,992,141	\$ 27,797,530	\$ 700,000	\$ 28,497,530	\$ 25,523,607	\$ 700,000	\$ 26,223,607
Board of Supervisors	10,983,982	12,934,126	0	12,934,126	12,941,196	0	12,941,196
Assessor / Recorder / County Clerk	80,941,722	78,805,699	0	78,805,699	76,159,864	0	76,159,864
Treasurer - Tax Collector	23,385,913	23,721,025	350,000	24,071,025	23,619,134	0	23,619,134
Chief Administrative Office	10,817,050	7,422,629	1,700,000	9,122,629	6,887,084	1,100,000	7,987,084
Auditor and Controller	39,035,848	40,277,308	1,308,613	41,585,921	39,545,565	1,321,161	40,866,726
County Communications Office	3,951,184	3,941,283	0	3,941,283	3,573,185	0	3,573,185
County Technology Office	232,849,060	230,445,546	0	230,445,546	206,313,970	0	206,313,970
Civil Service Commission	579,058	580,732	0	580,732	589,314	0	589,314
Clerk of the Board of Supervisors	4,174,085	4,283,346	0	4,283,346	4,265,803	0	4,265,803
County Counsel	32,794,259	33,848,785	0	33,848,785	34,093,203	0	34,093,203
General Services	224,961,718	225,517,608	0	225,517,608	225,391,467	0	225,391,467
Grand Jury	760,186	763,194	0	763,194	763,194	0	763,194
Human Resources	29,961,429	31,446,353	770,596	32,216,949	31,579,655	271,244	31,850,899
Office of Evaluation, Performance and Analytics	0	0	4,500,000	4,500,000	0	4,500,000	4,500,000
Purchasing and Contracting	15,943,055	16,038,678	275,000	16,313,678	15,663,142	275,000	15,938,142
Registrar of Voters	38,749,652	29,485,477	0	29,485,477	27,383,103	0	27,383,103
Citizens' Law Enforcement Review Board	1,501,491	1,559,269	0	1,559,269	1,553,213	0	1,553,213
Total	\$ 776,381,833	\$ 768,868,588	\$ 9,604,209	\$ 778,472,797	\$ 735,845,699	\$ 8,167,405	\$ 744,013,104





Executive Office Staffing by Program							
	Fiscal Year 2020-21 Adopted Budget	Fiscal Year 2021-22 Recommended Budget	Fiscal Year 2021-22 Change	Fiscal Year 2021-22 Revised Budget	Fiscal Year 2022-23 Recommended Budget	Fiscal Year 2022-23 Change	Fiscal Year 2022-23 Revised Budget
Finance & General Government Executive Office	12.00	14.00	3.00	17.00	14.00	3.00	17.00
Office of Financial Planning	13.00	15.00	0.00	15.00	15.00	0.00	15.00
Total	25.00	29.00	3.00	32.00	29.00	3.00	32.00

Executive Office Budget by Program							
	Fiscal Year 2020-21 Adopted Budget	Fiscal Year 2021-22 Recommended Budget	Fiscal Year 2021-22 Change	Fiscal Year 2021-22 Revised Budget	Fiscal Year 2022-23 Recommended Budget	Fiscal Year 2022-23 Change	Fiscal Year 2022-23 Revised Budget
Finance & General Government Executive Office	\$ 21,229,314	\$ 23,491,745	\$ 700,000	\$ 24,191,745	\$ 21,239,058	\$ 700,000	\$ 21,939,058
Office of Financial Planning	3,762,827	4,305,785	0	4,305,785	4,284,549	0	4,284,549
Total	\$ 24,992,141	\$ 27,797,530	\$ 700,000	\$ 28,497,530	\$ 25,523,607	\$ 700,000	\$ 26,223,607

Executive Office Budget by Categories of Expenditures							
	Fiscal Year 2020-21 Adopted Budget	Fiscal Year 2021-22 Recommended Budget	Fiscal Year 2021-22 Change	Fiscal Year 2021-22 Revised Budget	Fiscal Year 2022-23 Recommended Budget	Fiscal Year 2022-23 Change	Fiscal Year 2022-23 Revised Budget
Salaries & Benefits	\$ 5,298,998	\$ 6,445,147	\$ 700,000	\$ 7,145,147	\$ 6,400,866	\$ 700,000	\$ 7,100,866
Services & Supplies	40,573,143	21,352,383	0	21,352,383	19,122,741	0	19,122,741
Expenditure Transfer & Reimbursements	(22,000,000)	0	0	0	0	0	0
Operating Transfers Out	1,120,000	0	0	0	0	0	0
Total	\$ 24,992,141	\$ 27,797,530	\$ 700,000	\$ 28,497,530	\$ 25,523,607	\$ 700,000	\$ 26,223,607



Executive Office Budget by Categories of Revenues							
	Fiscal Year 2020-21 Adopted Budget	Fiscal Year 2021-22 Recommended Budget	Fiscal Year 2021-22 Change	Fiscal Year 2021-22 Revised Budget	Fiscal Year 2022-23 Recommended Budget	Fiscal Year 2022-23 Change	Fiscal Year 2022-23 Revised Budget
Revenue From Use of Money & Property	\$ 250,000	\$ 250,000	\$ 0	\$ 250,000	\$ 250,000	\$ 0	\$ 250,000
Charges For Current Services	1,176,550	1,614,137	0	1,614,137	1,614,137	0	1,614,137
Miscellaneous Revenues	0	80,000	0	80,000	80,000	0	80,000
Fund Balance Component Decreases	165,360	153,960	0	153,960	153,960	0	153,960
Use of Fund Balance	57,980	2,257,557	700,000	2,957,557	0	700,000	700,000
General Purpose Revenue Allocation	23,342,251	23,441,876	0	23,441,876	23,425,510	0	23,425,510
Total	\$ 24,992,141	\$ 27,797,530	\$ 700,000	\$ 28,497,530	\$ 25,523,607	\$ 700,000	\$ 26,223,607



Board of Supervisors



No changes from the CAO Recommended Operational Plan.

Staffing by Program							
	Fiscal Year 2020-21 Adopted Budget	Fiscal Year 2021-22 Recommended Budget	Fiscal Year 2021-22 Change	Fiscal Year 2021-22 Revised Budget	Fiscal Year 2022-23 Recommended Budget	Fiscal Year 2022-23 Change	Fiscal Year 2022-23 Revised Budget
Board of Supervisors District 1	10.00	14.00	0.00	14.00	14.00	0.00	14.00
Board of Supervisors District 2	11.00	14.00	0.00	14.00	14.00	0.00	14.00
Board of Supervisors District 3	11.00	14.00	0.00	14.00	14.00	0.00	14.00
Board of Supervisors District 4	13.00	14.00	0.00	14.00	14.00	0.00	14.00
Board of Supervisors District 5	13.00	14.00	0.00	14.00	14.00	0.00	14.00
Board of Supervisors General Offices	2.00	2.00	0.00	2.00	2.00	0.00	2.00
Total	60.00	72.00	0.00	72.00	72.00	0.00	72.00

Budget by Program							
	Fiscal Year 2020-21 Adopted Budget	Fiscal Year 2021-22 Recommended Budget	Fiscal Year 2021-22 Change	Fiscal Year 2021-22 Revised Budget	Fiscal Year 2022-23 Recommended Budget	Fiscal Year 2022-23 Change	Fiscal Year 2022-23 Revised Budget
Board of Supervisors District 1	\$ 1,962,208	\$ 2,495,446	\$ 0	\$ 2,495,446	\$ 2,497,516	\$ 0	\$ 2,497,516
Board of Supervisors District 2	1,925,000	2,025,000	0	2,025,000	2,025,000	0	2,025,000
Board of Supervisors District 3	1,562,389	2,496,094	0	2,496,094	2,489,598	0	2,489,598
Board of Supervisors District 4	2,286,174	2,500,000	0	2,500,000	2,504,756	0	2,504,756
Board of Supervisors District 5	1,939,438	2,500,000	0	2,500,000	2,506,076	0	2,506,076
Board of Supervisors General Offices	1,308,773	917,586	0	917,586	918,250	0	918,250
Total	\$ 10,983,982	\$ 12,934,126	\$ 0	\$ 12,934,126	\$ 12,941,196	\$ 0	\$ 12,941,196

Budget by Categories of Expenditures							
	Fiscal Year 2020-21 Adopted Budget	Fiscal Year 2021-22 Recommended Budget	Fiscal Year 2021-22 Change	Fiscal Year 2021-22 Revised Budget	Fiscal Year 2022-23 Recommended Budget	Fiscal Year 2022-23 Change	Fiscal Year 2022-23 Revised Budget
Salaries & Benefits	\$ 9,575,861	\$ 11,380,693	\$ 0	\$ 11,380,693	\$ 11,393,751	\$ 0	\$ 11,393,751
Services & Supplies	1,408,121	1,553,433	0	1,553,433	1,547,445	0	1,547,445
Total	\$ 10,983,982	\$ 12,934,126	\$ 0	\$ 12,934,126	\$ 12,941,196	\$ 0	\$ 12,941,196





Budget by Categories of Revenues							
	Fiscal Year 2020-21 Adopted Budget	Fiscal Year 2021-22 Recommended Budget	Fiscal Year 2021-22 Change	Fiscal Year 2021-22 Revised Budget	Fiscal Year 2022-23 Recommended Budget	Fiscal Year 2022-23 Change	Fiscal Year 2022-23 Revised Budget
Fund Balance	\$ 295,584	\$ 291,976	\$ 0	\$ 291,976	\$ 291,976	\$ 0	\$ 291,976
Component Decreases							
Use of Fund Balance	117,224	117,224	0	117,224	0	0	0
General Purpose Revenue Allocation	10,571,174	12,524,926	0	12,524,926	12,649,220	0	12,649,220
Total	\$ 10,983,982	\$ 12,934,126	\$ 0	\$ 12,934,126	\$ 12,941,196	\$ 0	\$ 12,941,196



Assessor/Recorder/County Clerk



No changes from the CAO Recommended Operational Plan.

Staffing by Program							
	Fiscal Year 2020-21 Adopted Budget	Fiscal Year 2021-22 Recommended Budget	Fiscal Year 2021-22 Change	Fiscal Year 2021-22 Revised Budget	Fiscal Year 2022-23 Recommended Budget	Fiscal Year 2022-23 Change	Fiscal Year 2022-23 Revised Budget
Property Valuation ID	273.75	267.75	0.00	267.75	267.75	0.00	267.75
Recorder / County Clerk	117.75	120.75	0.00	120.75	120.75	0.00	120.75
Management Support	28.00	31.00	0.00	31.00	31.00	0.00	31.00
Total	419.50	419.50	0.00	419.50	419.50	0.00	419.50

Budget by Program							
	Fiscal Year 2020-21 Adopted Budget	Fiscal Year 2021-22 Recommended Budget	Fiscal Year 2021-22 Change	Fiscal Year 2021-22 Revised Budget	Fiscal Year 2022-23 Recommended Budget	Fiscal Year 2022-23 Change	Fiscal Year 2022-23 Revised Budget
Property Valuation ID	\$ 44,480,647	\$ 43,520,470	\$ 0	\$ 43,520,470	\$ 43,979,487	\$ 0	\$ 43,979,487
Recorder / County Clerk	29,541,377	27,413,775	0	27,413,775	25,146,863	0	25,146,863
Management Support	6,919,698	7,871,454	0	7,871,454	7,033,514	0	7,033,514
Total	\$ 80,941,722	\$ 78,805,699	\$ 0	\$ 78,805,699	\$ 76,159,864	\$ 0	\$ 76,159,864

Budget by Categories of Expenditures							
	Fiscal Year 2020-21 Adopted Budget	Fiscal Year 2021-22 Recommended Budget	Fiscal Year 2021-22 Change	Fiscal Year 2021-22 Revised Budget	Fiscal Year 2022-23 Recommended Budget	Fiscal Year 2022-23 Change	Fiscal Year 2022-23 Revised Budget
Salaries & Benefits	\$ 53,031,544	\$ 54,370,287	\$ 0	\$ 54,370,287	\$ 54,270,490	\$ 0	\$ 54,270,490
Services & Supplies	27,360,178	24,010,412	0	24,010,412	21,774,374	0	21,774,374
Capital Assets Equipment	550,000	425,000	0	425,000	115,000	0	115,000
Total	\$ 80,941,722	\$ 78,805,699	\$ 0	\$ 78,805,699	\$ 76,159,864	\$ 0	\$ 76,159,864





Budget by Categories of Revenues							
	Fiscal Year 2020-21 Adopted Budget	Fiscal Year 2021-22 Recommended Budget	Fiscal Year 2021-22 Change	Fiscal Year 2021-22 Revised Budget	Fiscal Year 2022-23 Recommended Budget	Fiscal Year 2022-23 Change	Fiscal Year 2022-23 Revised Budget
Licenses Permits & Franchises	\$ 900,000	\$ 800,000	\$ 0	\$ 800,000	\$ 800,000	\$ 0	\$ 800,000
Charges For Current Services	49,412,808	48,303,696	0	48,303,696	45,757,658	0	45,757,658
Fund Balance Component Decreases	1,544,717	1,539,701	0	1,539,701	1,539,701	0	1,539,701
Use of Fund Balance	1,100,876	900,876	0	900,876	0	0	0
General Purpose Revenue Allocation	27,983,321	27,261,426	0	27,261,426	28,062,505	0	28,062,505
Total	\$ 80,941,722	\$ 78,805,699	\$ 0	\$ 78,805,699	\$ 76,159,864	\$ 0	\$ 76,159,864





Treasurer-Tax Collector



Fiscal Year 2021-22

Staffing

No changes from the CAO Recommended Operational Plan.

Expenditures

Increase of \$0.4 million

- ◆ Services & Supplies—increase of \$0.4 million to explore public bank options.

Revenues

Increase of \$0.4 million

- ◆ Use of Fund Balance—increase of \$0.4 million in unassigned General Fund fund balance associated with increase noted above.

Fiscal Year 2022-23

No changes from the CAO Recommended Operational Plan.

Staffing by Program							
	Fiscal Year 2020-21 Adopted Budget	Fiscal Year 2021-22 Recommended Budget	Fiscal Year 2021-22 Change	Fiscal Year 2021-22 Revised Budget	Fiscal Year 2022-23 Recommended Budget	Fiscal Year 2022-23 Change	Fiscal Year 2022-23 Revised Budget
Treasury	21.00	21.00	0.00	21.00	21.00	0.00	21.00
Deferred Compensation	4.00	4.00	0.00	4.00	4.00	0.00	4.00
Tax Collection	82.00	82.00	0.00	82.00	82.00	0.00	82.00
Administration - Treasurer / Tax Collector	16.00	16.00	0.00	16.00	16.00	0.00	16.00
Total	123.00	123.00	0.00	123.00	123.00	0.00	123.00

Budget by Program							
	Fiscal Year 2020-21 Adopted Budget	Fiscal Year 2021-22 Recommended Budget	Fiscal Year 2021-22 Change	Fiscal Year 2021-22 Revised Budget	Fiscal Year 2022-23 Recommended Budget	Fiscal Year 2022-23 Change	Fiscal Year 2022-23 Revised Budget
Treasury	\$ 6,058,278	\$ 6,218,544	\$ 0	\$ 6,218,544	\$ 6,284,304	\$ 0	\$ 6,284,304
Deferred Compensation	622,524	631,977	0	631,977	643,983	0	643,983
Tax Collection	12,319,639	12,452,234	0	12,452,234	12,624,947	0	12,624,947
Administration - Treasurer / Tax Collector	4,385,472	4,418,270	350,000	4,768,270	4,065,900	0	4,065,900
Total	\$ 23,385,913	\$ 23,721,025	\$ 350,000	\$ 24,071,025	\$ 23,619,134	\$ 0	\$ 23,619,134

Budget by Categories of Expenditures							
	Fiscal Year 2020-21 Adopted Budget	Fiscal Year 2021-22 Recommended Budget	Fiscal Year 2021-22 Change	Fiscal Year 2021-22 Revised Budget	Fiscal Year 2022-23 Recommended Budget	Fiscal Year 2022-23 Change	Fiscal Year 2022-23 Revised Budget
Salaries & Benefits	\$ 14,912,904	\$ 15,358,655	\$ 0	\$ 15,358,655	\$ 15,364,186	\$ 0	\$ 15,364,186
Services & Supplies	8,473,009	8,362,370	350,000	8,712,370	8,254,948	0	8,254,948
Total	\$ 23,385,913	\$ 23,721,025	\$ 350,000	\$ 24,071,025	\$ 23,619,134	\$ 0	\$ 23,619,134





Budget by Categories of Revenues							
	Fiscal Year 2020-21 Adopted Budget	Fiscal Year 2021-22 Recommended Budget	Fiscal Year 2021-22 Change	Fiscal Year 2021-22 Revised Budget	Fiscal Year 2022-23 Recommended Budget	Fiscal Year 2022-23 Change	Fiscal Year 2022-23 Revised Budget
Fines, Forfeitures & Penalties	\$ 620,150	\$ 644,150	\$ 0	\$ 644,150	\$ 644,150	\$ 0	\$ 644,150
Charges For Current Services	14,696,432	14,832,172	0	14,832,172	14,832,172	0	14,832,172
Miscellaneous Revenues	500,000	500,000	0	500,000	500,000	0	500,000
Fund Balance Component Decreases	441,145	441,145	0	441,145	441,145	0	441,145
Use of Fund Balance	285,316	285,316	350,000	635,316	0	0	0
General Purpose Revenue Allocation	6,842,870	7,018,242	0	7,018,242	7,201,667	0	7,201,667
Total	\$ 23,385,913	\$ 23,721,025	\$ 350,000	\$ 24,071,025	\$ 23,619,134	\$ 0	\$ 23,619,134



Chief Administrative Office



Fiscal Year 2021–22

Staffing

Increase of 6.00 staff years

- ◆ Increase of 5.00 staff years to support the newly established Office of Labor Standards and Enforcement (OLSE). This office will provide a central location to provide education and resources to workers and employers on labor laws, conduct research and data collection on worker issues, and take on additional enforcement measures to protect workers. The creation of this office was approved and referred to budget by the Board of Supervisors on May 4, 2021 (23).
- ◆ Increase of 1.00 staff year tied to staffing of the Office of Equity and Racial Justice (OERJ).

Expenditures

Increase of \$1.7 million

- ◆ Salaries & Benefits—increase of \$1.0 million associated with the addition of 5.00 staff years to support the newly established Office of Labor Standards and Enforcement as described above.
- ◆ Services & Supplies—increase of \$4.7 million
 - ◆ Increase of \$4.6 million to re-budget Fiscal Year 2020-21 appropriations to support one-time expenditures related to services that ensure equity in County programs, support training, organizational development, and change management.
 - ◆ Increase of \$0.1 million associated with various office expenses and information technology support costs for OLSE operations.
- ◆ Expenditure Transfer & Reimbursements—increase of \$4.0 million associated re-budget of Fiscal Year 2020-21 appropriations noted above. Since this is a transfer of expenditures, it has a net effect of \$4.0 million decrease in expenditures. The central funding is supported by resources in Countywide Finance Other.

Revenues

Increase of \$1.7 million

- ◆ Use of Fund Balance—increase of \$1.7 million in unassigned General Fund fund balance associated with the increases noted above.

Fiscal Year 2022–23

No significant changes aside from Fiscal Year 2021–22 recommendations described above. Any ongoing resource requirements for the newly established Office of Labor Standards and Enforcement will be reviewed for potential funding from program revenue or General Purpose Revenue.

Staffing by Program							
	Fiscal Year 2020-21 Adopted Budget	Fiscal Year 2021-22 Recommended Budget	Fiscal Year 2021-22 Change	Fiscal Year 2021-22 Revised Budget	Fiscal Year 2022-23 Recommended Budget	Fiscal Year 2022-23 Change	Fiscal Year 2022-23 Revised Budget
Executive Office	7.00	7.00	0.00	7.00	7.00	0.00	7.00
Office of Intergovernmental Affairs	4.50	4.50	0.00	4.50	4.50	0.00	4.50
Office of Ethics & Compliance	5.00	5.00	0.00	5.00	5.00	0.00	5.00
Office of Equity and Racial Justice	0.00	4.00	1.00	5.00	4.00	1.00	5.00
Office of Labor Standards and Enforcement	0.00	0.00	5.00	5.00	0.00	5.00	5.00
Total	16.50	20.50	6.00	26.50	20.50	6.00	26.50

Budget by Program							
	Fiscal Year 2020-21 Adopted Budget	Fiscal Year 2021-22 Recommended Budget	Fiscal Year 2021-22 Change	Fiscal Year 2021-22 Revised Budget	Fiscal Year 2022-23 Recommended Budget	Fiscal Year 2022-23 Change	Fiscal Year 2022-23 Revised Budget
Executive Office	\$ 2,344,490	\$ 2,360,683	\$ 0	\$ 2,360,683	\$ 2,316,635	\$ 0	\$ 2,316,635
Office of Intergovernmental Affairs	1,604,499	1,584,242	0	1,584,242	1,586,176	0	1,586,176
County Memberships and Audit	765,313	751,499	0	751,499	751,499	0	751,499
Office of Ethics & Compliance	1,102,748	1,126,205	0	1,126,205	1,131,724	0	1,131,724
Office of Equity and Racial Justice	5,000,000	1,600,000	600,000	2,200,000	1,101,050	0	1,101,050
Office of Labor Standards and Enforcement	0	0	1,100,000	1,100,000	0	1,100,000	1,100,000
Total	\$ 10,817,050	\$ 7,422,629	\$ 1,700,000	\$ 9,122,629	\$ 6,887,084	\$ 1,100,000	\$ 7,987,084

Budget by Categories of Expenditures							
	Fiscal Year 2020-21 Adopted Budget	Fiscal Year 2021-22 Recommended Budget	Fiscal Year 2021-22 Change	Fiscal Year 2021-22 Revised Budget	Fiscal Year 2022-23 Recommended Budget	Fiscal Year 2022-23 Change	Fiscal Year 2022-23 Revised Budget
Salaries & Benefits	\$ 3,935,122	\$ 4,638,176	\$ 951,535	\$ 5,589,711	\$ 4,602,631	\$ 953,287	\$ 5,555,918
Services & Supplies	6,881,928	2,784,453	4,748,465	7,532,918	2,284,453	146,713	2,431,166
Expenditure Transfer & Reimbursements	0	0	(4,000,000)	(4,000,000)	0	0	0
Total	\$ 10,817,050	\$ 7,422,629	\$ 1,700,000	\$ 9,122,629	\$ 6,887,084	\$ 1,100,000	\$ 7,987,084





Budget by Categories of Revenues

	Fiscal Year 2020-21 Adopted Budget	Fiscal Year 2021-22 Recommended Budget	Fiscal Year 2021-22 Change	Fiscal Year 2021-22 Revised Budget	Fiscal Year 2022-23 Recommended Budget	Fiscal Year 2022-23 Change	Fiscal Year 2022-23 Revised Budget
Charges For Current Services	\$ 234,933	\$ 141,705	\$ 0	\$ 141,705	\$ 141,705	\$ 0	\$ 141,705
Fund Balance Component Decreases	119,408	108,884	0	108,884	108,884	0	108,884
Use of Fund Balance	5,053,426	553,426	1,700,000	2,253,426	0	1,100,000	1,100,000
General Purpose Revenue Allocation	5,409,283	6,618,614	0	6,618,614	6,636,495	0	6,636,495
Total	\$ 10,817,050	\$ 7,422,629	\$ 1,700,000	\$ 9,122,629	\$ 6,887,084	\$ 1,100,000	\$ 7,987,084





Auditor and Controller



Fiscal Year 2021–22

Staffing

No changes from CAO Recommended Operational Plan. Existing positions were repurposed to support staffing needs related to the ongoing COVID-19 emergency response associated with the administration and monitoring of American Rescue Plan Act (ARPA) of 2021 funds and additional support for the Transparency Advisory and Fiscal Realignment Framework and expanded enterprise financial support to the organization.

Expenditures

Increase of \$1.3 million

- ◆ Salaries & Benefits—increase of \$1.3 million to support staffing changes noted above.

Revenues

Increase of \$1.3 million

- ◆ Intergovernmental Revenues—increase of \$1.0 million in ARPA funds associated with increase noted above.
- ◆ Use of Fund Balance—increase of \$0.3 million in unassigned General Fund fund balance associated with increase noted above.

Fiscal Year 2022–23

No significant changes aside from Fiscal Year 2021–22 recommendations described above. Any ongoing resource requirements will be reviewed for potential funding from program revenue or General Purpose Revenue.

Staffing by Program							
	Fiscal Year 2020-21 Adopted Budget	Fiscal Year 2021-22 Recommended Budget	Fiscal Year 2021-22 Change	Fiscal Year 2021-22 Revised Budget	Fiscal Year 2022-23 Recommended Budget	Fiscal Year 2022-23 Change	Fiscal Year 2022-23 Revised Budget
Audits	15.00	15.00	4.00	19.00	15.00	4.00	19.00
Controller Division	99.00	99.00	1.50	100.50	99.00	1.50	100.50
Revenue and Recovery	96.00	94.00	(7.00)	87.00	94.00	(7.00)	87.00
Administration	15.50	15.50	1.50	17.00	15.50	1.50	17.00
Information Technology Mgmt Services	11.00	12.00	0.00	12.00	12.00	0.00	12.00
Total	236.50	235.50	0.00	235.50	235.50	0.00	235.50

Budget by Program							
	Fiscal Year 2020-21 Adopted Budget	Fiscal Year 2021-22 Recommended Budget	Fiscal Year 2021-22 Change	Fiscal Year 2021-22 Revised Budget	Fiscal Year 2022-23 Recommended Budget	Fiscal Year 2022-23 Change	Fiscal Year 2022-23 Revised Budget
Audits	\$ 2,816,571	\$ 2,961,903	\$ 404,880	\$ 3,366,783	\$ 2,992,482	\$ 424,500	\$ 3,416,982
Controller Division	13,289,414	14,914,669	296,951	15,211,620	14,597,507	309,495	14,907,002
Revenue and Recovery	10,505,664	10,987,307	(553,891)	10,433,416	11,042,415	(580,561)	10,461,854
Administration	4,395,399	3,536,642	1,160,673	4,697,315	3,020,962	1,167,727	4,188,689
Information Technology Mgmt Services	8,028,800	7,876,787	0	7,876,787	7,892,199	0	7,892,199
Total	\$ 39,035,848	\$ 40,277,308	\$ 1,308,613	\$ 41,585,921	\$ 39,545,565	\$ 1,321,161	\$ 40,866,726

Budget by Categories of Expenditures							
	Fiscal Year 2020-21 Adopted Budget	Fiscal Year 2021-22 Recommended Budget	Fiscal Year 2021-22 Change	Fiscal Year 2021-22 Revised Budget	Fiscal Year 2022-23 Recommended Budget	Fiscal Year 2022-23 Change	Fiscal Year 2022-23 Revised Budget
Salaries & Benefits	\$ 28,357,054	\$ 28,924,128	\$ 1,268,613	\$ 30,192,741	\$ 28,908,884	\$ 1,281,161	\$ 30,190,045
Services & Supplies	10,843,552	11,517,938	40,000	11,557,938	10,801,439	40,000	10,841,439
Other Charges	50,000	50,000	0	50,000	50,000	0	50,000
Expenditure Transfer & Reimbursements	(214,758)	(214,758)	0	(214,758)	(214,758)	0	(214,758)
Total	\$ 39,035,848	\$ 40,277,308	\$ 1,308,613	\$ 41,585,921	\$ 39,545,565	\$ 1,321,161	\$ 40,866,726





Budget by Categories of Revenues							
	Fiscal Year 2020-21 Adopted Budget	Fiscal Year 2021-22 Recommended Budget	Fiscal Year 2021-22 Change	Fiscal Year 2021-22 Revised Budget	Fiscal Year 2022-23 Recommended Budget	Fiscal Year 2022-23 Change	Fiscal Year 2022-23 Revised Budget
Intergovernmental Revenues	\$ 0	\$ 0	\$ 1,052,101	\$ 1,052,101	\$ 0	\$ 1,052,101	\$ 1,052,101
Charges For Current Services	6,480,068	6,536,452	0	6,536,452	6,536,452	0	6,536,452
Miscellaneous Revenues	220,000	220,000	0	220,000	220,000	0	220,000
Fund Balance Component Decreases	821,830	821,830	0	821,830	821,830	0	821,830
Use of Fund Balance	541,928	1,241,928	256,512	1,498,440	0	269,060	269,060
General Purpose Revenue Allocation	30,972,022	31,457,098	0	31,457,098	31,967,283	0	31,967,283
Total	\$ 39,035,848	\$ 40,277,308	\$ 1,308,613	\$ 41,585,921	\$ 39,545,565	\$ 1,321,161	\$ 40,866,726







County Communications Office



No changes from the CAO Recommended Operational Plan.

Staffing by Program							
	Fiscal Year 2020-21 Adopted Budget	Fiscal Year 2021-22 Recommended Budget	Fiscal Year 2021-22 Change	Fiscal Year 2021-22 Revised Budget	Fiscal Year 2022-23 Recommended Budget	Fiscal Year 2022-23 Change	Fiscal Year 2022-23 Revised Budget
County Communications Office	21.00	21.00	0.00	21.00	21.00	0.00	21.00
Total	21.00	21.00	0.00	21.00	21.00	0.00	21.00

Budget by Program							
	Fiscal Year 2020-21 Adopted Budget	Fiscal Year 2021-22 Recommended Budget	Fiscal Year 2021-22 Change	Fiscal Year 2021-22 Revised Budget	Fiscal Year 2022-23 Recommended Budget	Fiscal Year 2022-23 Change	Fiscal Year 2022-23 Revised Budget
County Communications Office	\$ 3,951,184	\$ 3,941,283	\$ 0	\$ 3,941,283	\$ 3,573,185	\$ 0	\$ 3,573,185
Total	\$ 3,951,184	\$ 3,941,283	\$ 0	\$ 3,941,283	\$ 3,573,185	\$ 0	\$ 3,573,185

Budget by Categories of Expenditures							
	Fiscal Year 2020-21 Adopted Budget	Fiscal Year 2021-22 Recommended Budget	Fiscal Year 2021-22 Change	Fiscal Year 2021-22 Revised Budget	Fiscal Year 2022-23 Recommended Budget	Fiscal Year 2022-23 Change	Fiscal Year 2022-23 Revised Budget
Salaries & Benefits	\$ 3,292,889	\$ 3,340,401	\$ 0	\$ 3,340,401	\$ 3,340,803	\$ 0	\$ 3,340,803
Services & Supplies	545,295	751,882	0	751,882	506,382	0	506,382
Capital Assets Equipment	463,000	199,000	0	199,000	76,000	0	76,000
Expenditure Transfer & Reimbursements	(350,000)	(350,000)	0	(350,000)	(350,000)	0	(350,000)
Total	\$ 3,951,184	\$ 3,941,283	\$ 0	\$ 3,941,283	\$ 3,573,185	\$ 0	\$ 3,573,185

Budget by Categories of Revenues							
	Fiscal Year 2020-21 Adopted Budget	Fiscal Year 2021-22 Recommended Budget	Fiscal Year 2021-22 Change	Fiscal Year 2021-22 Revised Budget	Fiscal Year 2022-23 Recommended Budget	Fiscal Year 2022-23 Change	Fiscal Year 2022-23 Revised Budget
Licenses Permits & Franchises	\$ 519,500	\$ 463,500	\$ 0	\$ 463,500	\$ 95,000	\$ 0	\$ 95,000
Fund Balance Component Decreases	96,660	96,660	0	96,660	96,660	0	96,660
Use of Fund Balance	50,902	50,902	0	50,902	0	0	0
General Purpose Revenue Allocation	3,284,122	3,330,221	0	3,330,221	3,381,525	0	3,381,525
Total	\$ 3,951,184	\$ 3,941,283	\$ 0	\$ 3,941,283	\$ 3,573,185	\$ 0	\$ 3,573,185





County Technology Office



No changes from the CAO Recommended Operational Plan.

Staffing by Program							
	Fiscal Year 2020-21 Adopted Budget	Fiscal Year 2021-22 Recommended Budget	Fiscal Year 2021-22 Change	Fiscal Year 2021-22 Revised Budget	Fiscal Year 2022-23 Recommended Budget	Fiscal Year 2022-23 Change	Fiscal Year 2022-23 Revised Budget
CTO Office	14.00	14.00	0.00	14.00	14.00	0.00	14.00
Total	14.00	14.00	0.00	14.00	14.00	0.00	14.00

Budget by Program							
	Fiscal Year 2020-21 Adopted Budget	Fiscal Year 2021-22 Recommended Budget	Fiscal Year 2021-22 Change	Fiscal Year 2021-22 Revised Budget	Fiscal Year 2022-23 Recommended Budget	Fiscal Year 2022-23 Change	Fiscal Year 2022-23 Revised Budget
CTO Office	\$ 11,196,509	\$ 11,599,262	\$ 0	\$ 11,599,262	\$ 9,508,226	\$ 0	\$ 9,508,226
Information Technology Internal Service Fund	221,652,551	218,846,284	0	218,846,284	196,805,744	0	196,805,744
Total	\$ 232,849,060	\$ 230,445,546	\$ 0	\$ 230,445,546	\$ 206,313,970	\$ 0	\$ 206,313,970

Budget by Categories of Expenditures							
	Fiscal Year 2020-21 Adopted Budget	Fiscal Year 2021-22 Recommended Budget	Fiscal Year 2021-22 Change	Fiscal Year 2021-22 Revised Budget	Fiscal Year 2022-23 Recommended Budget	Fiscal Year 2022-23 Change	Fiscal Year 2022-23 Revised Budget
Salaries & Benefits	\$ 3,618,291	\$ 3,615,325	\$ 0	\$ 3,615,325	\$ 3,564,289	\$ 0	\$ 3,564,289
Services & Supplies	229,230,769	226,830,221	0	226,830,221	202,749,681	0	202,749,681
Total	\$ 232,849,060	\$ 230,445,546	\$ 0	\$ 230,445,546	\$ 206,313,970	\$ 0	\$ 206,313,970

Budget by Categories of Revenues							
	Fiscal Year 2020-21 Adopted Budget	Fiscal Year 2021-22 Recommended Budget	Fiscal Year 2021-22 Change	Fiscal Year 2021-22 Revised Budget	Fiscal Year 2022-23 Recommended Budget	Fiscal Year 2022-23 Change	Fiscal Year 2022-23 Revised Budget
Charges For Current Services	\$ 215,831,708	\$ 212,148,203	\$ 0	\$ 212,148,203	\$ 188,830,340	\$ 0	\$ 188,830,340
Miscellaneous Revenues	100,000	100,000	0	100,000	100,000	0	100,000
Other Financing Sources	6,442,143	7,226,173	0	7,226,173	8,503,496	0	8,503,496
Fund Balance Component Decreases	111,156	99,164	0	99,164	99,164	0	99,164
Use of Fund Balance	1,561,638	2,101,638	0	2,101,638	0	0	0
General Purpose Revenue Allocation	8,802,415	8,770,368	0	8,770,368	8,780,970	0	8,780,970
Total	\$ 232,849,060	\$ 230,445,546	\$ 0	\$ 230,445,546	\$ 206,313,970	\$ 0	\$ 206,313,970



Civil Service Commission



No changes from the CAO Recommended Operational Plan.

Staffing by Program							
	Fiscal Year 2020-21 Adopted Budget	Fiscal Year 2021-22 Recommended Budget	Fiscal Year 2021-22 Change	Fiscal Year 2021-22 Revised Budget	Fiscal Year 2022-23 Recommended Budget	Fiscal Year 2022-23 Change	Fiscal Year 2022-23 Revised Budget
Civil Service Commission	3.00	3.00	0.00	3.00	3.00	0.00	3.00
Total	3.00	3.00	0.00	3.00	3.00	0.00	3.00

Budget by Program							
	Fiscal Year 2020-21 Adopted Budget	Fiscal Year 2021-22 Recommended Budget	Fiscal Year 2021-22 Change	Fiscal Year 2021-22 Revised Budget	Fiscal Year 2022-23 Recommended Budget	Fiscal Year 2022-23 Change	Fiscal Year 2022-23 Revised Budget
Civil Service Commission	\$ 579,058	\$ 580,732	\$ 0	\$ 580,732	\$ 589,314	\$ 0	\$ 589,314
Total	\$ 579,058	\$ 580,732	\$ 0	\$ 580,732	\$ 589,314	\$ 0	\$ 589,314

Budget by Categories of Expenditures							
	Fiscal Year 2020-21 Adopted Budget	Fiscal Year 2021-22 Recommended Budget	Fiscal Year 2021-22 Change	Fiscal Year 2021-22 Revised Budget	Fiscal Year 2022-23 Recommended Budget	Fiscal Year 2022-23 Change	Fiscal Year 2022-23 Revised Budget
Salaries & Benefits	\$ 470,985	\$ 490,273	\$ 0	\$ 490,273	\$ 485,977	\$ 0	\$ 485,977
Services & Supplies	108,073	90,459	0	90,459	103,337	0	103,337
Total	\$ 579,058	\$ 580,732	\$ 0	\$ 580,732	\$ 589,314	\$ 0	\$ 589,314

Budget by Categories of Revenues							
	Fiscal Year 2020-21 Adopted Budget	Fiscal Year 2021-22 Recommended Budget	Fiscal Year 2021-22 Change	Fiscal Year 2021-22 Revised Budget	Fiscal Year 2022-23 Recommended Budget	Fiscal Year 2022-23 Change	Fiscal Year 2022-23 Revised Budget
Charges For Current Services	\$ 39,284	\$ 46,374	\$ 0	\$ 46,374	\$ 46,374	\$ 0	\$ 46,374
Fund Balance Component Decreases	14,256	14,256	0	14,256	14,256	0	14,256
Use of Fund Balance	9,284	9,284	0	9,284	0	0	0
General Purpose Revenue Allocation	516,234	510,818	0	510,818	528,684	0	528,684
Total	\$ 579,058	\$ 580,732	\$ 0	\$ 580,732	\$ 589,314	\$ 0	\$ 589,314



Clerk of the Board of Supervisors



No changes from the CAO Recommended Operational Plan.

Staffing by Program							
	Fiscal Year 2020-21 Adopted Budget	Fiscal Year 2021-22 Recommended Budget	Fiscal Year 2021-22 Change	Fiscal Year 2021-22 Revised Budget	Fiscal Year 2022-23 Recommended Budget	Fiscal Year 2022-23 Change	Fiscal Year 2022-23 Revised Budget
Legislative Services	12.00	11.00	0.00	11.00	11.00	0.00	11.00
Public Services	13.00	13.00	0.00	13.00	13.00	0.00	13.00
Executive Office	3.00	4.00	0.00	4.00	4.00	0.00	4.00
Total	28.00	28.00	0.00	28.00	28.00	0.00	28.00

Budget by Program							
	Fiscal Year 2020-21 Adopted Budget	Fiscal Year 2021-22 Recommended Budget	Fiscal Year 2021-22 Change	Fiscal Year 2021-22 Revised Budget	Fiscal Year 2022-23 Recommended Budget	Fiscal Year 2022-23 Change	Fiscal Year 2022-23 Revised Budget
Legislative Services	\$ 1,650,843	\$ 1,606,118	\$ 0	\$ 1,606,118	\$ 1,587,795	\$ 0	\$ 1,587,795
Public Services	1,743,983	1,718,563	0	1,718,563	1,718,197	0	1,718,197
Executive Office	779,259	958,665	0	958,665	959,811	0	959,811
Total	\$ 4,174,085	\$ 4,283,346	\$ 0	\$ 4,283,346	\$ 4,265,803	\$ 0	\$ 4,265,803

Budget by Categories of Expenditures							
	Fiscal Year 2020-21 Adopted Budget	Fiscal Year 2021-22 Recommended Budget	Fiscal Year 2021-22 Change	Fiscal Year 2021-22 Revised Budget	Fiscal Year 2022-23 Recommended Budget	Fiscal Year 2022-23 Change	Fiscal Year 2022-23 Revised Budget
Salaries & Benefits	\$ 3,644,148	\$ 3,659,271	\$ 0	\$ 3,659,271	\$ 3,684,995	\$ 0	\$ 3,684,995
Services & Supplies	529,937	624,075	0	624,075	580,808	0	580,808
Total	\$ 4,174,085	\$ 4,283,346	\$ 0	\$ 4,283,346	\$ 4,265,803	\$ 0	\$ 4,265,803

Budget by Categories of Revenues							
	Fiscal Year 2020-21 Adopted Budget	Fiscal Year 2021-22 Recommended Budget	Fiscal Year 2021-22 Change	Fiscal Year 2021-22 Revised Budget	Fiscal Year 2022-23 Recommended Budget	Fiscal Year 2022-23 Change	Fiscal Year 2022-23 Revised Budget
Charges For Current Services	\$ 668,000	\$ 681,000	\$ 0	\$ 681,000	\$ 681,000	\$ 0	\$ 681,000
Miscellaneous Revenues	7,800	8,600	0	8,600	8,600	0	8,600
Fund Balance Component Decreases	106,478	101,498	0	101,498	101,498	0	101,498
Use of Fund Balance	65,012	65,012	0	65,012	0	0	0
General Purpose Revenue Allocation	3,326,795	3,427,236	0	3,427,236	3,474,705	0	3,474,705
Total	\$ 4,174,085	\$ 4,283,346	\$ 0	\$ 4,283,346	\$ 4,265,803	\$ 0	\$ 4,265,803



County Counsel



No changes from the CAO Recommended Operational Plan.

Staffing by Program							
	Fiscal Year 2020-21 Adopted Budget	Fiscal Year 2021-22 Recommended Budget	Fiscal Year 2021-22 Change	Fiscal Year 2021-22 Revised Budget	Fiscal Year 2022-23 Recommended Budget	Fiscal Year 2022-23 Change	Fiscal Year 2022-23 Revised Budget
County Counsel	148.00	150.00	0.00	150.00	150.00	0.00	150.00
Total	148.00	150.00	0.00	150.00	150.00	0.00	150.00

Budget by Program							
	Fiscal Year 2020-21 Adopted Budget	Fiscal Year 2021-22 Recommended Budget	Fiscal Year 2021-22 Change	Fiscal Year 2021-22 Revised Budget	Fiscal Year 2022-23 Recommended Budget	Fiscal Year 2022-23 Change	Fiscal Year 2022-23 Revised Budget
County Counsel	\$ 32,794,259	\$ 33,848,785	\$ 0	\$ 33,848,785	\$ 34,093,203	\$ 0	\$ 34,093,203
Total	\$ 32,794,259	\$ 33,848,785	\$ 0	\$ 33,848,785	\$ 34,093,203	\$ 0	\$ 34,093,203

Budget by Categories of Expenditures							
	Fiscal Year 2020-21 Adopted Budget	Fiscal Year 2021-22 Recommended Budget	Fiscal Year 2021-22 Change	Fiscal Year 2021-22 Revised Budget	Fiscal Year 2022-23 Recommended Budget	Fiscal Year 2022-23 Change	Fiscal Year 2022-23 Revised Budget
Salaries & Benefits	\$ 33,008,291	\$ 34,533,514	\$ 0	\$ 34,533,514	\$ 34,850,483	\$ 0	\$ 34,850,483
Services & Supplies	2,000,838	1,927,187	0	1,927,187	1,854,636	0	1,854,636
Expenditure Transfer & Reimbursements	(2,214,870)	(2,611,916)	0	(2,611,916)	(2,611,916)	0	(2,611,916)
Total	\$ 32,794,259	\$ 33,848,785	\$ 0	\$ 33,848,785	\$ 34,093,203	\$ 0	\$ 34,093,203

Budget by Categories of Revenues							
	Fiscal Year 2020-21 Adopted Budget	Fiscal Year 2021-22 Recommended Budget	Fiscal Year 2021-22 Change	Fiscal Year 2021-22 Revised Budget	Fiscal Year 2022-23 Recommended Budget	Fiscal Year 2022-23 Change	Fiscal Year 2022-23 Revised Budget
Charges For Current Services	\$ 16,125,024	\$ 16,728,174	\$ 0	\$ 16,728,174	\$ 17,071,365	\$ 0	\$ 17,071,365
Miscellaneous Revenues	1,000	1,000	0	1,000	1,000	0	1,000
Fund Balance Component Decreases	686,425	756,452	0	756,452	756,452	0	756,452
Use of Fund Balance	466,402	468,580	0	468,580	0	0	0
General Purpose Revenue Allocation	15,515,408	15,894,579	0	15,894,579	16,264,386	0	16,264,386
Total	\$ 32,794,259	\$ 33,848,785	\$ 0	\$ 33,848,785	\$ 34,093,203	\$ 0	\$ 34,093,203



General Services



No changes from the CAO Recommended Operational Plan.

Staffing by Program							
	Fiscal Year 2020-21 Adopted Budget	Fiscal Year 2021-22 Recommended Budget	Fiscal Year 2021-22 Change	Fiscal Year 2021-22 Revised Budget	Fiscal Year 2022-23 Recommended Budget	Fiscal Year 2022-23 Change	Fiscal Year 2022-23 Revised Budget
Facilities Management Internal Service Fund	330.00	330.00	0.00	330.00	330.00	0.00	330.00
Fleet Management Internal Service Fund	65.00	65.00	0.00	65.00	65.00	0.00	65.00
Total	395.00	395.00	0.00	395.00	395.00	0.00	395.00

Budget by Program							
	Fiscal Year 2020-21 Adopted Budget	Fiscal Year 2021-22 Recommended Budget	Fiscal Year 2021-22 Change	Fiscal Year 2021-22 Revised Budget	Fiscal Year 2022-23 Recommended Budget	Fiscal Year 2022-23 Change	Fiscal Year 2022-23 Revised Budget
Facilities Management Internal Service Fund	\$ 153,348,552	\$ 163,414,371	\$ 0	\$ 163,414,371	\$ 163,414,371	\$ 0	\$ 163,414,371
Fleet Management Internal Service Fund	66,443,166	59,038,237	0	59,038,237	58,977,096	0	58,977,096
General Fund Contribution to GS ISF's	5,170,000	3,065,000	0	3,065,000	3,000,000	0	3,000,000
Total	\$ 224,961,718	\$ 225,517,608	\$ 0	\$ 225,517,608	\$ 225,391,467	\$ 0	\$ 225,391,467

Budget by Categories of Expenditures							
	Fiscal Year 2020-21 Adopted Budget	Fiscal Year 2021-22 Recommended Budget	Fiscal Year 2021-22 Change	Fiscal Year 2021-22 Revised Budget	Fiscal Year 2022-23 Recommended Budget	Fiscal Year 2022-23 Change	Fiscal Year 2022-23 Revised Budget
Salaries & Benefits	\$ 52,675,442	\$ 53,045,289	\$ 0	\$ 53,045,289	\$ 52,902,936	\$ 0	\$ 52,902,936
Services & Supplies	129,262,794	142,030,937	0	142,030,937	142,112,149	0	142,112,149
Other Charges	16,061,548	15,424,334	0	15,424,334	15,424,334	0	15,424,334
Capital Assets Equipment	17,408,923	10,000,000	0	10,000,000	10,000,000	0	10,000,000
Operating Transfers Out	9,553,011	5,017,048	0	5,017,048	4,952,048	0	4,952,048
Total	\$ 224,961,718	\$ 225,517,608	\$ 0	\$ 225,517,608	\$ 225,391,467	\$ 0	\$ 225,391,467





Budget by Categories of Revenues

	Fiscal Year 2020-21 Adopted Budget	Fiscal Year 2021-22 Recommended Budget	Fiscal Year 2021-22 Change	Fiscal Year 2021-22 Revised Budget	Fiscal Year 2022-23 Recommended Budget	Fiscal Year 2022-23 Change	Fiscal Year 2022-23 Revised Budget
Revenue From Use of Money & Property	\$ 1,352,262	\$ 1,357,262	\$ 0	\$ 1,357,262	\$ 1,357,262	\$ 0	\$ 1,357,262
Intergovernmental Revenues	3,647,908	3,761,728	0	3,761,728	3,761,728	0	3,761,728
Charges For Current Services	183,678,212	198,540,570	0	198,540,570	198,544,429	0	198,544,429
Miscellaneous Revenues	1,677,413	1,821,000	0	1,821,000	1,821,000	0	1,821,000
Other Financing Sources	11,016,934	6,658,562	0	6,658,562	5,852,048	0	5,852,048
Residual Equity Transfers In	2,300,000	258,486	0	258,486	1,000,000	0	1,000,000
Use of Fund Balance	18,093,989	10,120,000	0	10,120,000	10,055,000	0	10,055,000
General Purpose Revenue Allocation	3,195,000	3,000,000	0	3,000,000	3,000,000	0	3,000,000
Total	\$ 224,961,718	\$ 225,517,608	\$ 0	\$ 225,517,608	\$ 225,391,467	\$ 0	\$ 225,391,467



Grand Jury



No changes from the CAO Recommended Operational Plan.

Staffing by Program							
	Fiscal Year 2020-21 Adopted Budget	Fiscal Year 2021-22 Recommended Budget	Fiscal Year 2021-22 Change	Fiscal Year 2021-22 Revised Budget	Fiscal Year 2022-23 Recommended Budget	Fiscal Year 2022-23 Change	Fiscal Year 2022-23 Revised Budget
Grand Jury	0.00	0.00	0.00	0.00	0.00	0.00	0.00
Total	0.00	0.00	0.00	0.00	0.00	0.00	0.00

Budget by Program							
	Fiscal Year 2020-21 Adopted Budget	Fiscal Year 2021-22 Recommended Budget	Fiscal Year 2021-22 Change	Fiscal Year 2021-22 Revised Budget	Fiscal Year 2022-23 Recommended Budget	Fiscal Year 2022-23 Change	Fiscal Year 2022-23 Revised Budget
Grand Jury	\$ 760,186	\$ 763,194	\$ 0	\$ 763,194	\$ 763,194	\$ 0	\$ 763,194
Total	\$ 760,186	\$ 763,194	\$ 0	\$ 763,194	\$ 763,194	\$ 0	\$ 763,194

Budget by Categories of Expenditures							
	Fiscal Year 2020-21 Adopted Budget	Fiscal Year 2021-22 Recommended Budget	Fiscal Year 2021-22 Change	Fiscal Year 2021-22 Revised Budget	Fiscal Year 2022-23 Recommended Budget	Fiscal Year 2022-23 Change	Fiscal Year 2022-23 Revised Budget
Services & Supplies	\$ 760,186	\$ 763,194	\$ 0	\$ 763,194	\$ 763,194	\$ 0	\$ 763,194
Total	\$ 760,186	\$ 763,194	\$ 0	\$ 763,194	\$ 763,194	\$ 0	\$ 763,194

Budget by Categories of Revenues							
	Fiscal Year 2020-21 Adopted Budget	Fiscal Year 2021-22 Recommended Budget	Fiscal Year 2021-22 Change	Fiscal Year 2021-22 Revised Budget	Fiscal Year 2022-23 Recommended Budget	Fiscal Year 2022-23 Change	Fiscal Year 2022-23 Revised Budget
Use of Fund Balance	\$ 2,178	\$ 0	\$ 0	\$ 0	\$ 0	\$ 0	\$ 0
General Purpose Revenue Allocation	758,008	763,194	0	763,194	763,194	0	763,194
Total	\$ 760,186	\$ 763,194	\$ 0	\$ 763,194	\$ 763,194	\$ 0	\$ 763,194



Human Resources



Fiscal Year 2021-22

Staffing

Increase of 2.00 staff years to provide expanded human resources support to the enterprise due to the overall growth in Countywide staffing and the addition of new departments and programs. These staff years will contribute to recruiting and ensuring that new departments and programs retain a skilled, adaptable, and diverse workforce.

Expenditures

Increase of \$0.8 million

- ◆ Salaries & Benefits—increase of \$0.3 million due to the increase of 2.00 staff years as described above.
- ◆ Services and Supplies—increase of \$0.5 million to connect youth to employment opportunities through career readiness and workforce development. This increase is made possible through a shift of resources from the Land Use and Environment Group that were included in the CAO Recommended Operational Plan for the Youth Environmental-Recreation Corp Program.

Revenues

Increase of \$0.8 million

- ◆ Use of Fund Balance—increase of \$0.8 million in unassigned General Fund fund balance associated with increases noted above.

Fiscal Year 2022–23

No significant changes aside from Fiscal Year 2021–22 recommendations described above.

Staffing by Program							
	Fiscal Year 2020-21 Adopted Budget	Fiscal Year 2021-22 Recommended Budget	Fiscal Year 2021-22 Change	Fiscal Year 2021-22 Revised Budget	Fiscal Year 2022-23 Recommended Budget	Fiscal Year 2022-23 Change	Fiscal Year 2022-23 Revised Budget
Department of Human Resources	122.00	122.00	2.00	124.00	122.00	2.00	124.00
Total	122.00	122.00	2.00	124.00	122.00	2.00	124.00

Budget by Program							
	Fiscal Year 2020-21 Adopted Budget	Fiscal Year 2021-22 Recommended Budget	Fiscal Year 2021-22 Change	Fiscal Year 2021-22 Revised Budget	Fiscal Year 2022-23 Recommended Budget	Fiscal Year 2022-23 Change	Fiscal Year 2022-23 Revised Budget
Department of Human Resources	\$ 29,961,429	\$ 31,446,353	\$ 770,596	\$ 32,216,949	\$ 31,579,655	\$ 271,244	\$ 31,850,899
Total	\$ 29,961,429	\$ 31,446,353	\$ 770,596	\$ 32,216,949	\$ 31,579,655	\$ 271,244	\$ 31,850,899

Budget by Categories of Expenditures							
	Fiscal Year 2020-21 Adopted Budget	Fiscal Year 2021-22 Recommended Budget	Fiscal Year 2021-22 Change	Fiscal Year 2021-22 Revised Budget	Fiscal Year 2022-23 Recommended Budget	Fiscal Year 2022-23 Change	Fiscal Year 2022-23 Revised Budget
Salaries & Benefits	\$ 18,579,715	\$ 19,204,038	\$ 270,596	\$ 19,474,634	\$ 19,268,300	\$ 271,244	\$ 19,539,544
Services & Supplies	11,649,547	12,510,148	500,000	13,010,148	12,579,188	0	12,579,188
Expenditure Transfer & Reimbursements	(267,833)	(267,833)	0	(267,833)	(267,833)	0	(267,833)
Total	\$ 29,961,429	\$ 31,446,353	\$ 770,596	\$ 32,216,949	\$ 31,579,655	\$ 271,244	\$ 31,850,899

Budget by Categories of Revenues							
	Fiscal Year 2020-21 Adopted Budget	Fiscal Year 2021-22 Recommended Budget	Fiscal Year 2021-22 Change	Fiscal Year 2021-22 Revised Budget	Fiscal Year 2022-23 Recommended Budget	Fiscal Year 2022-23 Change	Fiscal Year 2022-23 Revised Budget
Charges For Current Services	\$ 2,437,843	\$ 2,250,205	\$ 0	\$ 2,250,205	\$ 2,250,205	\$ 0	\$ 2,250,205
Miscellaneous Revenues	10,028,322	11,054,171	0	11,054,171	11,227,710	0	11,227,710
Fund Balance Component Decreases	583,784	567,743	0	567,743	567,743	0	567,743
Use of Fund Balance	276,236	276,236	770,596	1,046,832	0	271,244	271,244
General Purpose Revenue Allocation	16,635,244	17,297,998	0	17,297,998	17,533,997	0	17,533,997
Total	\$ 29,961,429	\$ 31,446,353	\$ 770,596	\$ 32,216,949	\$ 31,579,655	\$ 271,244	\$ 31,850,899



Office of Evaluation, Performance and Analytics



Fiscal Year 2021–22

Staffing

Increase of 20.00 staff years to support the newly established Office of Evaluation, Performance and Analytics, to support a comprehensive approach to evidence-based policy making within the County. The creation of this office was approved and referred to budget by the Board of Supervisors on May 18, 2021 (16).

Expenditures

Increase of \$4.5 million

- ◆ Salaries & Benefits—increase of \$3.7 million associated with the addition of 20.00 staff years to provide leadership, coordination and capacity building to oversee the County's efforts around evidence-based policymaking, program evaluation, data sharing and collection of metrics.
- ◆ Services & Supplies—increase of \$0.8 million associated with contracted services, consultant services, information technology costs, and various office expenses.

Revenues

Increase of \$4.5 million

- ◆ Intergovernmental Revenues—increase of \$4.5 million in American Rescue Plan Act (ARPA) of 2021 funds associated with increase noted above.

Fiscal Year 2022–23

No significant changes aside from Fiscal Year 2021–22 recommendations described above. Any ongoing resource requirements will be reviewed for potential funding from program revenue or General Purpose Revenue.

Staffing by Program							
	Fiscal Year 2020-21 Adopted Budget	Fiscal Year 2021-22 Recommended Budget	Fiscal Year 2021-22 Change	Fiscal Year 2021-22 Revised Budget	Fiscal Year 2022-23 Recommended Budget	Fiscal Year 2022-23 Change	Fiscal Year 2022-23 Revised Budget
Office of Evaluation, Performance and Analytics	0.00	0.00	20.00	20.00	0.00	20.00	20.00
Total	0.00	0.00	20.00	20.00	0.00	20.00	20.00

Budget by Program							
	Fiscal Year 2020-21 Adopted Budget	Fiscal Year 2021-22 Recommended Budget	Fiscal Year 2021-22 Change	Fiscal Year 2021-22 Revised Budget	Fiscal Year 2022-23 Recommended Budget	Fiscal Year 2022-23 Change	Fiscal Year 2022-23 Revised Budget
Office of Evaluation, Performance and Analytics	\$ 0	\$ 0	\$ 4,500,000	\$ 4,500,000	\$ 0	\$ 4,500,000	\$ 4,500,000
Total	\$ 0	\$ 0	\$ 4,500,000	\$ 4,500,000	\$ 0	\$ 4,500,000	\$ 4,500,000

Budget by Categories of Expenditures							
	Fiscal Year 2020-21 Adopted Budget	Fiscal Year 2021-22 Recommended Budget	Fiscal Year 2021-22 Change	Fiscal Year 2021-22 Revised Budget	Fiscal Year 2022-23 Recommended Budget	Fiscal Year 2022-23 Change	Fiscal Year 2022-23 Revised Budget
Salaries & Benefits	\$ 0	\$ 0	\$ 3,695,385	\$ 3,695,385	\$ 0	\$ 3,707,698	\$ 3,707,698
Services & Supplies	0	0	804,615	804,615	0	792,302	792,302
Total	\$ 0	\$ 0	\$ 4,500,000	\$ 4,500,000	\$ 0	\$ 4,500,000	\$ 4,500,000

Budget by Categories of Revenues							
	Fiscal Year 2020-21 Adopted Budget	Fiscal Year 2021-22 Recommended Budget	Fiscal Year 2021-22 Change	Fiscal Year 2021-22 Revised Budget	Fiscal Year 2022-23 Recommended Budget	Fiscal Year 2022-23 Change	Fiscal Year 2022-23 Revised Budget
Intergovernmental Revenues	\$ 0	\$ 0	4,500,000	4,500,000	\$ 0	4,500,000	4,500,000
Total	\$ 0	\$ 0	\$ 4,500,000	\$ 4,500,000	\$ 0	\$ 4,500,000	\$ 4,500,000



Purchasing and Contracting



Fiscal Year 2021-22

Staffing

Increase of 2.00 staff years to support the County Service Delivery and Contracting Framework initiative to better align with public sector best practices and the County's new Framework for the Future, as approved and referred to budget by the Board of Supervisors on June 8, 2021 (11).

Expenditures

Increase of \$0.3 million

- ◆ Salaries & Benefits—increase of \$0.3 million due to the increase of 2.00 staff years as described above.

Revenues

Increase of \$0.3 million

- ◆ Use of Fund Balance—increase of \$0.3 million in Purchasing Internal Service Fund fund balance associated with increase of 2.00 staff years noted above.

Fiscal Year 2022-23

No significant changes aside from Fiscal Year 2021–22 recommendations described above. Any ongoing resource requirements will be reviewed for potential funding from program revenue.

Staffing by Program							
	Fiscal Year 2020-21 Adopted Budget	Fiscal Year 2021-22 Recommended Budget	Fiscal Year 2021-22 Change	Fiscal Year 2021-22 Revised Budget	Fiscal Year 2022-23 Recommended Budget	Fiscal Year 2022-23 Change	Fiscal Year 2022-23 Revised Budget
Content/Records Services	3.00	3.00	0.00	3.00	3.00	0.00	3.00
Purchasing ISF	63.00	63.00	2.00	65.00	63.00	2.00	65.00
Total	66.00	66.00	2.00	68.00	66.00	2.00	68.00

Budget by Program							
	Fiscal Year 2020-21 Adopted Budget	Fiscal Year 2021-22 Recommended Budget	Fiscal Year 2021-22 Change	Fiscal Year 2021-22 Revised Budget	Fiscal Year 2022-23 Recommended Budget	Fiscal Year 2022-23 Change	Fiscal Year 2022-23 Revised Budget
Content/Records Services	\$ 1,024,231	\$ 1,254,238	\$ 0	\$ 1,254,238	\$ 1,145,087	\$ 0	\$ 1,145,087
Purchasing ISF	14,324,824	14,190,440	275,000	14,465,440	13,924,055	275,000	14,199,055
General Fund Contribution	594,000	594,000	0	594,000	594,000	0	594,000
Total	\$ 15,943,055	\$ 16,038,678	\$ 275,000	\$ 16,313,678	\$ 15,663,142	\$ 275,000	\$ 15,938,142

Budget by Categories of Expenditures							
	Fiscal Year 2020-21 Adopted Budget	Fiscal Year 2021-22 Recommended Budget	Fiscal Year 2021-22 Change	Fiscal Year 2021-22 Revised Budget	Fiscal Year 2022-23 Recommended Budget	Fiscal Year 2022-23 Change	Fiscal Year 2022-23 Revised Budget
Salaries & Benefits	\$ 10,292,030	\$ 10,513,953	\$ 275,000	\$ 10,788,953	\$ 10,456,768	\$ 275,000	\$ 10,731,768
Services & Supplies	4,456,375	4,120,173	0	4,120,173	3,801,822	0	3,801,822
Other Charges	600,650	810,552	0	810,552	810,552	0	810,552
Operating Transfers Out	594,000	594,000	0	594,000	594,000	0	594,000
Total	\$ 15,943,055	\$ 16,038,678	\$ 275,000	\$ 16,313,678	\$ 15,663,142	\$ 275,000	\$ 15,938,142





Budget by Categories of Revenues							
	Fiscal Year 2020-21 Adopted Budget	Fiscal Year 2021-22 Recommended Budget	Fiscal Year 2021-22 Change	Fiscal Year 2021-22 Revised Budget	Fiscal Year 2022-23 Recommended Budget	Fiscal Year 2022-23 Change	Fiscal Year 2022-23 Revised Budget
Revenue From Use of Money & Property	\$ 100,000	\$ 60,000	\$ 0	\$ 60,000	\$ 60,000	\$ 0	\$ 60,000
Charges For Current Services	10,875,055	8,334,283	0	8,334,283	12,258,747	0	12,258,747
Miscellaneous Revenues	1,150,000	1,100,000	0	1,100,000	1,100,000	0	1,100,000
Other Financing Sources	594,000	594,000	0	594,000	594,000	0	594,000
Use of Fund Balance	2,630,000	5,356,395	275,000	5,631,395	1,056,395	275,000	1,331,395
General Purpose Revenue Allocation	594,000	594,000	0	594,000	594,000	0	594,000
Total	\$ 15,943,055	\$ 16,038,678	\$ 275,000	\$ 16,313,678	\$ 15,663,142	\$ 275,000	\$ 15,938,142





Registrar of Voters



No changes from the CAO Recommended Operational Plan.

Staffing by Program							
	Fiscal Year 2020-21 Adopted Budget	Fiscal Year 2021-22 Recommended Budget	Fiscal Year 2021-22 Change	Fiscal Year 2021-22 Revised Budget	Fiscal Year 2022-23 Recommended Budget	Fiscal Year 2022-23 Change	Fiscal Year 2022-23 Revised Budget
Registrar of Voters	69.00	69.00	0.00	69.00	69.00	0.00	69.00
Total	69.00	69.00	0.00	69.00	69.00	0.00	69.00

Budget by Program							
	Fiscal Year 2020-21 Adopted Budget	Fiscal Year 2021-22 Recommended Budget	Fiscal Year 2021-22 Change	Fiscal Year 2021-22 Revised Budget	Fiscal Year 2022-23 Recommended Budget	Fiscal Year 2022-23 Change	Fiscal Year 2022-23 Revised Budget
Registrar of Voters	\$ 38,749,652	\$ 29,485,477	\$ 0	\$ 29,485,477	\$ 27,383,103	\$ 0	\$ 27,383,103
Total	\$ 38,749,652	\$ 29,485,477	\$ 0	\$ 29,485,477	\$ 27,383,103	\$ 0	\$ 27,383,103

Budget by Categories of Expenditures							
	Fiscal Year 2020-21 Adopted Budget	Fiscal Year 2021-22 Recommended Budget	Fiscal Year 2021-22 Change	Fiscal Year 2021-22 Revised Budget	Fiscal Year 2022-23 Recommended Budget	Fiscal Year 2022-23 Change	Fiscal Year 2022-23 Revised Budget
Salaries & Benefits	\$ 13,995,333	\$ 14,272,010	\$ 0	\$ 14,272,010	\$ 14,162,378	\$ 0	\$ 14,162,378
Services & Supplies	24,476,019	15,183,467	0	15,183,467	13,220,725	0	13,220,725
Capital Assets Equipment	278,300	30,000	0	30,000	0	0	0
Total	\$ 38,749,652	\$ 29,485,477	\$ 0	\$ 29,485,477	\$ 27,383,103	\$ 0	\$ 27,383,103

Budget by Categories of Revenues							
	Fiscal Year 2020-21 Adopted Budget	Fiscal Year 2021-22 Recommended Budget	Fiscal Year 2021-22 Change	Fiscal Year 2021-22 Revised Budget	Fiscal Year 2022-23 Recommended Budget	Fiscal Year 2022-23 Change	Fiscal Year 2022-23 Revised Budget
Intergovernmental Revenues	\$ 8,188,300	\$ 455,000	\$ 0	\$ 455,000	\$ 425,000	\$ 0	\$ 425,000
Charges For Current Services	5,983,007	5,508,007	0	5,508,007	5,983,007	0	5,983,007
Miscellaneous Revenues	65,000	55,000	0	55,000	65,000	0	65,000
Fund Balance Component Decreases	253,685	247,219	0	247,219	247,219	0	247,219
Use of Fund Balance	4,071,044	2,651,044	0	2,651,044	0	0	0
General Purpose Revenue Allocation	20,188,616	20,569,207	0	20,569,207	20,662,877	0	20,662,877
Total	\$ 38,749,652	\$ 29,485,477	\$ 0	\$ 29,485,477	\$ 27,383,103	\$ 0	\$ 27,383,103



Citizens' Law Enforcement Review Board



No changes from the CAO Recommended Operational Plan.

Staffing by Program							
	Fiscal Year 2020-21 Adopted Budget	Fiscal Year 2021-22 Recommended Budget	Fiscal Year 2021-22 Change	Fiscal Year 2021-22 Revised Budget	Fiscal Year 2022-23 Recommended Budget	Fiscal Year 2022-23 Change	Fiscal Year 2022-23 Revised Budget
Law Enforcement Review Board	8.00	8.00	0.00	8.00	8.00	0.00	8.00
Total	8.00	8.00	0.00	8.00	8.00	0.00	8.00

Budget by Program							
	Fiscal Year 2020-21 Adopted Budget	Fiscal Year 2021-22 Recommended Budget	Fiscal Year 2021-22 Change	Fiscal Year 2021-22 Revised Budget	Fiscal Year 2022-23 Recommended Budget	Fiscal Year 2022-23 Change	Fiscal Year 2022-23 Revised Budget
Law Enforcement Review Board	\$ 1,501,491	\$ 1,559,269	\$ 0	\$ 1,559,269	\$ 1,553,213	\$ 0	\$ 1,553,213
Total	\$ 1,501,491	\$ 1,559,269	\$ 0	\$ 1,559,269	\$ 1,553,213	\$ 0	\$ 1,553,213

Budget by Categories of Expenditures							
	Fiscal Year 2020-21 Adopted Budget	Fiscal Year 2021-22 Recommended Budget	Fiscal Year 2021-22 Change	Fiscal Year 2021-22 Revised Budget	Fiscal Year 2022-23 Recommended Budget	Fiscal Year 2022-23 Change	Fiscal Year 2022-23 Revised Budget
Salaries & Benefits	\$ 1,237,779	\$ 1,296,351	\$ 0	\$ 1,296,351	\$ 1,290,295	\$ 0	\$ 1,290,295
Services & Supplies	263,712	262,918	0	262,918	262,918	0	262,918
Total	\$ 1,501,491	\$ 1,559,269	\$ 0	\$ 1,559,269	\$ 1,553,213	\$ 0	\$ 1,553,213

Budget by Categories of Revenues							
	Fiscal Year 2020-21 Adopted Budget	Fiscal Year 2021-22 Recommended Budget	Fiscal Year 2021-22 Change	Fiscal Year 2021-22 Revised Budget	Fiscal Year 2022-23 Recommended Budget	Fiscal Year 2022-23 Change	Fiscal Year 2022-23 Revised Budget
Fund Balance Component Decreases	\$ 24,804	\$ 24,804	\$ 0	\$ 24,804	\$ 24,804	\$ 0	\$ 24,804
Use of Fund Balance	459,060	9,878	0	9,878	0	0	0
General Purpose Revenue Allocation	1,017,627	1,524,587	0	1,524,587	1,528,409	0	1,528,409
Total	\$ 1,501,491	\$ 1,559,269	\$ 0	\$ 1,559,269	\$ 1,553,213	\$ 0	\$ 1,553,213



County of San Diego

Capital Program Changes

Capital Program Summary	195
.....	
Capital Program Changes by Fund	198
.....	

THIS PAGE LEFT INTENTIONALLY BLANK

Capital Program Changes



Capital Program Summary

Capital Program appropriations in the revised CAO Recommended Operational Plan are \$282.7 million in Fiscal Year 2021–22 and \$8.8 million for Fiscal Year 2022-23. This reflects an **increase of \$3.1 million or 1.1%** in Fiscal Year 2021-22 from the CAO Recommended Operational Plan, for a total increase of \$153.0 million or 117.9% from the Fiscal Year 2020-21 Adopted Operational Plan.

Fiscal Year 2021–22

Significant changes recommended for Fiscal Year 2021–22 from the CAO Recommended Operational Plan include:

- ◆ Increase of \$3.1 million in the Capital Program for the Valley Center Senior Center, Lindo Lake Improvements, Fallbrook Local Park and Lamar Park Parking Lot Improvements.

Expenditures

Increase of \$3.1 million.

- ◆ Capital Assets/Land Acquisition—Increase of \$3.1 million in the Capital Outlay Fund to support the Valley Center Senior Center, Lindo Lake Improvements, Fallbrook Local Park and Lamar Park Parking Lot Improvements projects.

Revenues

Increase of \$3.1 million.

- ◆ Intergovernmental Revenues—Increase of \$5.6 million.
 - ◆ Increase of \$4.0 million in American Rescue Plan Act (ARPA) Revenue to fund the East Otay Mesa Fire Station #38 project. This is a change in the funding source and does not increase the overall project costs.
 - ◆ Increase of \$0.8 million in State Aid-Other State Grants to fund the Lindo Lake Improvements project.
 - ◆ Increase of \$0.8 million in Federal HUD CDBG Grant to fund the Lamar Park Parking Lot Improvements and Fallbrook Local Park projects.
- ◆ Other Financing Sources—Decrease of \$2.5 million.
 - ◆ Decrease of \$4.0 million due to a change in the funding source for the East Otay Mesa Fire Station #38 project which will be partially funded by ARPA.
 - ◆ Increase of \$1.5 million to fund the Valley Center Senior Center project.

Fiscal Year 2022–23

No changes from the CAO Recommended Operational Plan.

CAPITAL PROGRAM CHANGES

Capital Budget by Program							
	Fiscal Year 2020-21 Adopted Budget	Fiscal Year 2021-22 Recommended Budget	Fiscal Year 2021-22 Change	Fiscal Year 2021-22 Revised Budget	Fiscal Year 2022-23 Recommended Budget	Fiscal Year 2022-23 Change	Fiscal Year 2022-23 Revised Budget
Capital Outlay Fund	\$ 64,077,000	\$ 135,550,000	\$ 3,135,000	\$ 138,685,000	\$ 0	\$ 0	\$ 0
County Health Complex	11,790,000	11,500,000	0	11,500,000	0	0	0
Justice Facility Construction	2,230,000	75,800,000	0	75,800,000	0	0	0
Library Projects	5,965,000	24,327,935	0	24,327,935	0	0	0
MSCP - Land use and Environmental	0	7,500,000	0	7,500,000	0	0	0
Edgemoor Development Fund	78,458,310	8,797,800	0	8,797,800	8,800,925	0	8,800,925
Major Maintenance Capital Outlay Fund	37,202,074	16,084,000	0	16,084,000	0	0	0
Total	\$ 129,722,384	\$ 279,559,735	\$ 3,135,000	\$ 282,694,735	\$ 8,800,925	\$ 0	\$ 8,800,925

Capital Budget by Categories of Expenditures							
	Fiscal Year 2020-21 Adopted Budget	Fiscal Year 2021-22 Recommended Budget	Fiscal Year 2021-22 Change	Fiscal Year 2021-22 Revised Budget	Fiscal Year 2022-23 Recommended Budget	Fiscal Year 2022-23 Change	Fiscal Year 2022-23 Revised Budget
Services & Supplies	\$ 359,800	\$ 231,800	\$ 0	\$ 231,800	\$ 231,800	\$ 0	\$ 231,800
Other Charges	0	0	0	0	0	0	0
Capital Assets Equipment	0	0	0	0	0	0	0
Capital Assets/Land Acquisition	121,264,074	270,761,935	3,135,000	273,896,935	0	0	0
Operating Transfers Out	8,098,510	8,566,000	0	8,566,000	8,569,125	0	8,569,125
Total	\$ 129,722,384	\$ 279,559,735	\$ 3,135,000	\$ 282,694,735	\$ 8,800,925	\$ 0	\$ 8,800,925





Capital Budget by Categories of Revenues							
	Fiscal Year 2020-21 Adopted Budget	Fiscal Year 2021-22 Recommended Budget	Fiscal Year 2021-22 Change	Fiscal Year 2021-22 Revised Budget	Fiscal Year 2022-23 Recommended Budget	Fiscal Year 2022-23 Change	Fiscal Year 2022-23 Revised Budget
Revenue From Use of Money & Property	\$ 328,924	\$ 568,924	\$ 0	\$ 568,924	\$ 578,792	\$ 0	\$ 578,792
Intergovernmental Revenues	4,130,110	32,377,219	5,635,000	38,012,219	1,377,219	0	1,377,219
Charges for Current Services	4,000,000	21,000,000	0	21,000,000	0	0	0
Miscellaneous Revenues	0	600,000	0	600,000	0	0	0
Other Financing Sources	114,987,074	218,161,935	(2,500,000)	215,661,935	0	0	0
Use of Fund Balance	6,276,276	6,851,657	0	6,851,657	6,844,914	0	6,844,914
Total	\$ 129,722,384	\$ 279,559,735	\$ 3,135,000	\$ 282,694,735	\$ 8,800,925	\$ 0	\$ 8,800,925

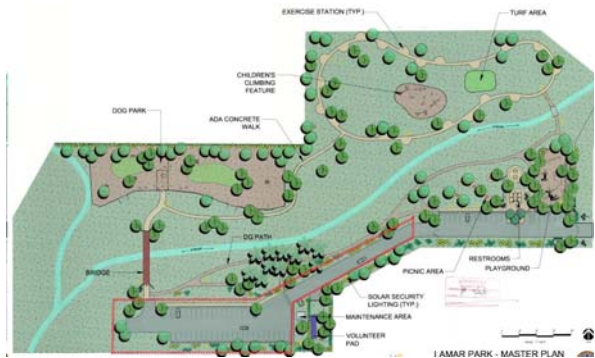
Capital Program Changes by Fund

Fiscal Year 2021-22

Capital Outlay Fund

Increase of \$3.1 million in the Capital Outlay Fund as follows:

- ◆ \$0.3 million for the Fallbrook Local Park project, based on Intergovernmental Revenues awarded through the U.S Department of Housing and Urban Development (HUD) Community Development Block Grant (CDBG). This project includes acquisition and development of a new approximately 6.8-acre County park. Improvements include a multi-use path, multi-use field, adventure play area and off-leash dog zone. The total project costs are \$3.5 million, and the project funding received to date is \$3.2 million. The project's estimated completion date is Summer 2022.
- ◆ \$0.5 million for the Lamar Park Parking Lot Improvements project, based on Intergovernmental Revenues awarded through the HUD CDBG. This project includes an extension of the parking lot, lighting, fencing, trees, drinking fountain with bottle filler installation and additional seating in the park. Total project costs are \$0.5 million, and the project has received no funding to date. The project's estimated completion date is Fall 2021.
- ◆ \$0.8 million for the Lindo Lake Improvements project, based on Intergovernmental Revenues awarded from the San Diego River Conservancy (Proposition 1) and Proposition 68 Grants. This project includes design, environmental analysis and construction/dredging of the East Basin, stormwater improvements, habitat restoration and site amenities. The total project costs are \$26.2 million, and the project funding received to date is \$10.9 million. The project's estimated completion date is Fall 2022.
- ◆ \$1.5 million for the Valley Center Senior Center, based on unassigned General Fund fund balance. This project includes the design of an intergenerational facility in the community of Valley Center to support the physical and mental health of various age groups and create recreational equity through shared social experience. The appropriations allocated in this budget will assist with site selection, design and environmental and other costs to assist in the acquisition and construction of this facility.





Capital Outlay Fund Projects			
	Amount	Funding Source	New/Existing Project
Fallbrook Local Park	\$ 300,000	Community Development Block Grant	Existing
Lamar Park Parking Lot Improvements	485,000	Community Development Block Grant	New
Lindo Lake Improvements	850,000	San Diego River Conservancy (Proposition 1) and Proposition 68 Grants	Existing
Valley Center Senior Center	1,500,000	General Fund fund balance	New
Total	\$ 3,135,000		

County Health Complex Fund

No changes from the CAO Recommended Operational Plan.

Justice Facilities Construction Fund

No changes from the CAO Recommended Operational Plan.

Library Projects Fund

No changes from the CAO Recommended Operational Plan.

Multiple Species Conservation Program Fund

No changes from the CAO Recommended Operational Plan.

Edgemoor Development Fund

No changes from the CAO Recommended Operational Plan.

Fiscal Year 2022–23

No changes from the CAO Recommended Operational Plan.



County of San Diego

Finance Other

Finance Other Summary

203



THIS PAGE LEFT INTENTIONALLY BLANK

Finance Other Changes



Finance Other Summary

Total Appropriations

The Finance Other appropriations in the Revised Recommended Operational Plan are \$466.5 million in Fiscal Year 2021-22 and \$413.5 million in Fiscal Year 2022-23. This is an increase of \$32.5 million or 7.5% in Fiscal Year 2021-22 from the CAO Recommended Operational Plan, for a total increase of \$50.7 million or 12.2% from the Fiscal Year 2020-21 Adopted Budget. There are no staff years in Finance Other.

Fiscal Year 2021-22

Significant changes from the CAO Recommended Operational Plan include:

Expenditures

- ◆ Increase of \$25.0 million in Countywide General Expenses to provide funding to the Innovative Housing Trust Fund (IHTF), which will be used by Housing & Community Development Services to increase production and preservation of affordable housing, as referred to budget by the Board of Supervisors on April 6, 2021 (8).
- ◆ Increase of \$6.0 million in Countywide General Expenses for teleworking stipends as referred to budget by the Board of Supervisors on June 8, 2021 (3).
- ◆ Increase of \$4.0 million in Countywide General Expenses to re-budget Fiscal Year 2020-21 appropriations to support services in the Office of Equity and Racial Justice to ensure equity in County programs, support training, organizational development, and change management.
- ◆ Increase of \$1.5 million in Contributions to Capital Outlay Fund to provide funding for the Valley Center Senior Center project.
- ◆ Decrease of \$4.0 million in Contributions to Capital Outlay Fund due to a change of the funding source that will support the construction of the East Otay Mesa Fire Station #38 project. The updated funding source, the American Rescue Plan Act revenue, will be reallocated to the Capital Outlay Fund for \$4.0 million.

Revenues

- ◆ Increase of \$25.0 million in unassigned General Fund fund balance to fund the IHTF in order to increase the production and preservation of affordable housing as referred to budget by the Board of Supervisors on April 6, 2021 (8).
- ◆ Increase of \$6.0 million in unassigned General Fund fund balance for teleworking stipends as referred to budget by the Board of Supervisors on June 8, 2021 (3).
- ◆ Increase of \$1.5 million in unassigned General Fund fund balance to provide funding for the Valley Center Senior Center project.
- ◆ Reallocation of \$4.0 million in General Purpose Revenue within Finance Other from Contributions to Capital Outlay Fund (due to change in funding source for the East Otay Mesa Fire Station #38 to the American Rescue Plan Act) to Countywide General Expenses to support one-time expenditures related to services in the Office of Equity and Racial Justice to ensure equity in County programs, support training, organizational development, and change management.

Fiscal Year 2022-23

No changes from the CAO Recommended Operational Plan.



Lease Payments-Bonds

Budget by Categories of Expenditures							
	Fiscal Year 2020-21 Adopted Budget	Fiscal Year 2021-22 Recommended Budget	Fiscal Year 2021-22 Change	Fiscal Year 2021-22 Revised Budget	Fiscal Year 2022-23 Recommended Budget	Fiscal Year 2022-23 Change	Fiscal Year 2022-23 Revised Budget
Services & Supplies	\$ 2,001	\$ 2,001	\$ 0	\$ 2,001	\$ 2,001	\$ 0	\$ 2,001
Other Charges	24,569,640	24,503,205	0	24,503,205	24,184,797	0	24,184,797
Total	\$ 24,571,641	\$ 24,505,206	\$ 0	\$ 24,505,206	\$ 24,186,798	\$ 0	\$ 24,186,798

Finance Other Appropriations/Expenditures							
	Fiscal Year 2020-21 Adopted Budget	Fiscal Year 2021-22 Recommended Budget	Fiscal Year 2021-22 Change	Fiscal Year 2021-22 Revised Budget	Fiscal Year 2022-23 Recommended Budget	Fiscal Year 2022-23 Change	Fiscal Year 2022-23 Revised Budget
Community Enhancement	\$ 5,493,432	\$ 4,837,336	\$ 0	\$ 4,837,336	\$ 5,073,163	\$ 0	\$ 5,073,163
Neighborhood Reinvestment Program	10,000,000	10,000,000	0	10,000,000	10,000,000	0	10,000,000
Contributions to County Library System	0	0	0	0	0	0	0
Contingency Reserve: General Fund	0	0	0	0	0	0	0
Contributions to Capital Program	81,900,554	143,917,935	(2,500,000)	141,417,935	0	0	0
Lease Payments: Capital Projects	246,571,641	24,505,206	0	24,505,206	24,186,798	0	24,186,798
Countywide General Expenses	124,433,282	80,218,329	35,000,000	115,218,329	203,737,889	0	203,737,889
Countywide Shared Major Maintenance	0	2,000,000	0	2,000,000	2,000,000	0	2,000,000
Employee Benefits Internal Service Funds (ISF)							
<i>Workers Compensation Employee Benefits ISF</i>	47,073,208	47,712,012	0	47,712,012	47,712,012	0	47,712,012
<i>Unemployment Insurance Employee Benefits ISF</i>	3,249,906	5,054,605	0	5,054,605	5,054,605	0	5,054,605
Local Agency Formation Commission Administration	498,431	498,431	0	498,431	513,385	0	513,385
Public Liability ISF	36,664,543	33,813,531	0	33,813,531	33,813,531	0	33,813,531
Pension Obligation Bonds	81,499,123	81,488,073	0	81,488,073	81,411,260	0	81,411,260
Total	\$ 415,820,103	\$ 434,045,458	\$ 32,500,000	\$ 466,545,458	\$ 413,502,643	\$ 0	\$ 413,502,643



County of San Diego

Appendix A: Changes by Fund

General Fund	209
.....
Public Safety Prop 172 Special Revenue	210
.....
CSA 17 San Dieguito Ambulance	211
.....
CSA 69 Heartland Paramedic	211
.....
SD County Fire Protection Dist	212
.....
SDCFPD Mt Laguna	213
.....
SDCFPD Palomar	213
.....
SDCFPD Descanso	213
.....
SDCFPD Dulzura	214
.....
SDCFPD Tecate	214
.....
SDCFPD Potrero	215
.....
SDCFPD Jacumba	215
.....
SDCFPD Rural West	215
.....
SDCFPD Yuima	216
.....
SDCFPD Julian	216
.....
CSA 135 Mt Laguna Fire/Medical SRV ZN	217
.....
CSA 135 Palomar Mt Fire/Medical SRV ZN	217
.....

CSA 135 San Pasqual Fire/Medical SRV ZN	218
.....	
CSA 135 Descanso Fire/Medical SRV ZN	218
.....	
CSA 135 Dulzura Fire/Medical SRV ZN	219
.....	
CSA 135 Tecate Fire/Medical SRV ZN	219
.....	
CSA 135 Potrero Fire/Medical SRV ZN	220
.....	
CSA 135 Jacumba Fire/Medical SRV ZN	220
.....	
CSA 135 Rural West Fire/Medical SRV ZN	221
.....	
CSA 135 Yuima Fire Med SRV ZN	221
.....	
CSA 135 Julian Fire Med SRV ZN	222
.....	
CSA 135 Fire Authority Fire Protection / EMS	222
.....	
County Service Area 17	223
.....	
County Service Area 69	224
.....	
CSA 135 CFD 04-01 Special Tax A	224
.....	
CSA 135 EOM CFD 09-01 Special Tax A	225
.....	
CSA 135 EOM CFD 09-01 Special Tax B	225
.....	
SDCFPD CFD 04-01 Special Tax A	226
.....	
SDCFPD EOM CFD 09-01 Special Tax A	226
.....	
SDCFPD EOM CFD 09-01 Special Tax B	226
.....	
Capital Outlay Fund	227
.....	
SHF Jail Stores Commissary Enterprise	228
.....	
Purchasing Internal Service Fund	228
.....	
Criminal Justice Facility	229
.....	



Appendix A: Changes by Fund

General Fund

Staffing							
	Fiscal Year 2020-21 Adopted Budget	Fiscal Year 2021-22 Recommended Budget	Fiscal Year 2021-22 Change	Fiscal Year 2021-22 Revised Budget	Fiscal Year 2022-23 Recommended Budget	Fiscal Year 2022-23 Change	Fiscal Year 2022-23 Revised Budget
Staff Years	16,567.00	17,203.75	330.25	17,534.00	17,257.75	330.25	17,588.00
Total	16,567.00	17,203.75	330.25	17,534.00	17,257.75	330.25	17,588.00

Expenditures							
	Fiscal Year 2020-21 Adopted Budget	Fiscal Year 2021-22 Recommended Budget	Fiscal Year 2021-22 Change	Fiscal Year 2021-22 Revised Budget	Fiscal Year 2022-23 Recommended Budget	Fiscal Year 2022-23 Change	Fiscal Year 2022-23 Revised Budget
Salaries & Benefits	\$ 2,324,002,757	\$ 2,488,723,176	\$ 45,929,345	\$ 2,534,652,521	\$ 2,524,664,849	\$ 46,796,583	\$ 2,571,461,432
Services & Supplies	2,043,805,656	2,153,729,403	131,729,243	2,285,458,646	1,774,614,749	41,535,421	1,816,150,170
Other Charges	552,470,894	549,200,329	6,000,000	555,200,329	542,273,296	0	542,273,296
Capital Assets/Land Acquisition	7,288,867	3,714,898	0	3,714,898	146,133,982	0	146,133,982
Capital Assets Software	0	50,000	0	50,000	50,000	0	50,000
Capital Assets Equipment	9,912,691	7,690,822	22,376,346	30,067,168	2,423,000	13,580,732	16,003,732
Expenditure Transfer & Reimbursements	(110,345,299)	(92,886,233)	(5,460,283)	(98,346,516)	(36,377,351)	1,226,280	(35,151,071)
Operating Transfers Out	172,246,270	232,608,759	(2,500,000)	230,108,759	52,045,156	0	52,045,156
Management Reserves	14,460,098	0	0	0	0	0	0
Total	\$ 5,013,841,934	\$ 5,342,831,154	\$ 198,074,651	\$ 5,540,905,805	\$ 5,005,827,681	\$ 103,139,016	\$ 5,108,966,697

APPENDIX A: CHANGES BY FUND

Revenues							
	Fiscal Year 2020-21 Adopted Budget	Fiscal Year 2021-22 Recommended Budget	Fiscal Year 2021-22 Change	Fiscal Year 2021-22 Revised Budget	Fiscal Year 2022-23 Recommended Budget	Fiscal Year 2022-23 Change	Fiscal Year 2022-23 Revised Budget
Taxes Current Property	\$ 745,325,342	\$ 807,372,255	\$ 0	\$ 807,372,255	\$ 827,490,263	\$ 0	\$ 827,490,263
Taxes Other Than Current Secured	537,852,185	565,876,802	0	565,876,802	579,673,754	0	579,673,754
Licenses Permits & Franchises	39,622,719	46,346,019	(9,222,956)	37,123,063	47,236,493	1,860,000	49,096,493
Fines, Forfeitures & Penalties	27,926,751	40,754,440	0	40,754,440	34,006,199	0	34,006,199
Revenue From Use of Money & Property	13,161,605	12,764,648	0	12,764,648	12,840,395	0	12,840,395
Intergovernmental Revenues	2,548,168,773	2,770,479,064	116,809,614	2,887,288,678	2,534,927,384	77,288,205	2,612,215,589
Charges For Current Services	436,834,449	456,854,950	(544,437)	456,310,513	477,330,654	431,291	477,761,945
Miscellaneous Revenues	71,059,609	68,588,198	25,161,880	93,750,078	32,334,532	58,880	32,393,412
Other Financing Sources	323,367,312	374,483,241	2,000,000	376,483,241	368,413,710	0	368,413,710
Fund Balance Component Decreases	76,891,087	53,845,021	0	53,845,021	51,935,347	0	51,935,347
Use of Fund Balance	193,632,102	145,466,516	63,870,550	209,337,066	39,638,950	23,500,640	63,139,590
Total	\$ 5,013,841,934	\$ 5,342,831,154	\$ 198,074,651	\$ 5,540,905,805	\$ 5,005,827,681	\$ 103,139,016	\$ 5,108,966,697

Public Safety Prop 172 Special Revenue

Expenditures							
	Fiscal Year 2020-21 Adopted Budget	Fiscal Year 2021-22 Recommended Budget	Fiscal Year 2021-22 Change	Fiscal Year 2021-22 Revised Budget	Fiscal Year 2022-23 Recommended Budget	Fiscal Year 2022-23 Change	Fiscal Year 2022-23 Revised Budget
Operating Transfers Out	\$ 286,542,427	\$ 343,729,267	\$ 500,000	\$ 344,229,267	\$ 337,621,509	\$ 0	\$ 337,621,509
Total	\$ 286,542,427	\$ 343,729,267	\$ 500,000	\$ 344,229,267	\$ 337,621,509	\$ 0	\$ 337,621,509

Revenues							
	Fiscal Year 2020-21 Adopted Budget	Fiscal Year 2021-22 Recommended Budget	Fiscal Year 2021-22 Change	Fiscal Year 2021-22 Revised Budget	Fiscal Year 2022-23 Recommended Budget	Fiscal Year 2022-23 Change	Fiscal Year 2022-23 Revised Budget
Intergovernmental Revenues	\$ 261,015,998	\$ 312,156,843	\$ 0	\$ 312,156,843	\$ 325,863,349	\$ 0	\$ 325,863,349
Use of Fund Balance	25,526,429	31,572,424	500,000	32,072,424	11,758,160	0	11,758,160
Total	\$ 286,542,427	\$ 343,729,267	\$ 500,000	\$ 344,229,267	\$ 337,621,509	\$ 0	\$ 337,621,509





CSA 17 San Dieguito Ambulance

Expenditures							
	Fiscal Year 2020-21 Adopted Budget	Fiscal Year 2021-22 Recommended Budget	Fiscal Year 2021-22 Change	Fiscal Year 2021-22 Revised Budget	Fiscal Year 2022-23 Recommended Budget	Fiscal Year 2022-23 Change	Fiscal Year 2022-23 Revised Budget
Services & Supplies	\$ 5,693,878	\$ 5,663,670	\$ (5,663,670)	\$ 0	\$ 5,771,900	\$ (5,771,900)	\$ 0
Total	\$ 5,693,878	\$ 5,663,670	\$ (5,663,670)	\$ 0	\$ 5,771,900	\$ (5,771,900)	\$ 0

Revenues							
	Fiscal Year 2020-21 Adopted Budget	Fiscal Year 2021-22 Recommended Budget	Fiscal Year 2021-22 Change	Fiscal Year 2021-22 Revised Budget	Fiscal Year 2022-23 Recommended Budget	Fiscal Year 2022-23 Change	Fiscal Year 2022-23 Revised Budget
Taxes Current Property	\$ 1,603,403	\$ 1,689,027	\$ (1,689,027)	\$ 0	\$ 1,779,222	\$ (1,779,222)	\$ 0
Taxes Other Than Current Secured	21,545	22,698	(22,698)	0	23,912	(23,912)	0
Revenue From Use of Money & Property	136,262	139,192	(139,192)	0	142,185	(142,185)	0
Intergovernmental Revenues	837,685	1,210,248	(1,210,248)	0	1,230,809	(1,230,809)	0
Charges For Current Services	2,663,777	2,392,383	(2,392,383)	0	2,430,099	(2,430,099)	0
Use of Fund Balance	431,206	210,122	(210,122)	0	165,673	(165,673)	0
Total	\$ 5,693,878	\$ 5,663,670	\$ (5,663,670)	\$ 0	\$ 5,771,900	\$ (5,771,900)	\$ 0

CSA 69 Heartland Paramedic

Expenditures							
	Fiscal Year 2020-21 Adopted Budget	Fiscal Year 2021-22 Recommended Budget	Fiscal Year 2021-22 Change	Fiscal Year 2021-22 Revised Budget	Fiscal Year 2022-23 Recommended Budget	Fiscal Year 2022-23 Change	Fiscal Year 2022-23 Revised Budget
Services & Supplies	\$ 8,502,391	\$ 8,810,177	\$ (8,810,177)	\$ 0	\$ 9,147,369	\$ (9,147,369)	\$ 0
Total	\$ 8,502,391	\$ 8,810,177	\$ (8,810,177)	\$ 0	\$ 9,147,369	\$ (9,147,369)	\$ 0



APPENDIX A: CHANGES BY FUND

Revenues							
	Fiscal Year 2020-21 Adopted Budget	Fiscal Year 2021-22 Recommended Budget	Fiscal Year 2021-22 Change	Fiscal Year 2021-22 Revised Budget	Fiscal Year 2022-23 Recommended Budget	Fiscal Year 2022-23 Change	Fiscal Year 2022-23 Revised Budget
Taxes Current Property	\$ 745,269	\$ 802,359	\$ (802,359)	\$ 0	\$ 863,821	\$ (863,821)	\$ 0
Taxes Other Than Current Secured	10,988	11,832	(11,832)	0	12,740	(12,740)	0
Revenue From Use of Money & Property	205,856	216,026	(216,026)	0	226,698	(226,698)	0
Intergovernmental Revenues	3,163,864	3,646,193	(3,646,193)	0	3,711,342	(3,711,342)	0
Charges For Current Services	4,301,320	4,133,767	(4,133,767)	0	4,332,768	(4,332,768)	0
Use of Fund Balance	75,094	0	0	0	0	0	0
Total	\$ 8,502,391	\$ 8,810,177	\$ (8,810,177)	\$ 0	\$ 9,147,369	\$ (9,147,369)	\$ 0

SD County Fire Protection Dist

Expenditures							
	Fiscal Year 2020-21 Adopted Budget	Fiscal Year 2021-22 Recommended Budget	Fiscal Year 2021-22 Change	Fiscal Year 2021-22 Revised Budget	Fiscal Year 2022-23 Recommended Budget	Fiscal Year 2022-23 Change	Fiscal Year 2022-23 Revised Budget
Services & Supplies	\$ 0	\$ 0	\$ 1,342,384	\$ 1,342,384	\$ 0	\$ 1,342,384	\$ 1,342,384
Operating Transfers Out	0	0	262,455	262,455	0	262,455	262,455
Total	\$ 0	\$ 0	\$ 1,604,839	\$ 1,604,839	\$ 0	\$ 1,604,839	\$ 1,604,839

Revenues							
	Fiscal Year 2020-21 Adopted Budget	Fiscal Year 2021-22 Recommended Budget	Fiscal Year 2021-22 Change	Fiscal Year 2021-22 Revised Budget	Fiscal Year 2022-23 Recommended Budget	Fiscal Year 2022-23 Change	Fiscal Year 2022-23 Revised Budget
Taxes Current Property	\$ 0	\$ 0	\$ 1,160,239	\$ 1,160,239	\$ 0	\$ 1,160,239	\$ 1,160,239
Taxes Other Than Current Secured	0	0	16,000	16,000	0	16,000	16,000
Revenue From Use of Money & Property	0	0	31,000	31,000	0	31,000	31,000
Charges For Current Services	0	0	200,000	200,000	0	200,000	200,000
Miscellaneous Revenues	0	0	197,600	197,600	0	197,600	197,600
Total	\$ 0	\$ 0	\$ 1,604,839	\$ 1,604,839	\$ 0	\$ 1,604,839	\$ 1,604,839





SDCFPD Mt Laguna

Expenditures							
	Fiscal Year 2020-21 Adopted Budget	Fiscal Year 2021-22 Recommended Budget	Fiscal Year 2021-22 Change	Fiscal Year 2021-22 Revised Budget	Fiscal Year 2022-23 Recommended Budget	Fiscal Year 2022-23 Change	Fiscal Year 2022-23 Revised Budget
Services & Supplies	\$ 0	\$ 0	\$ 17,300	\$ 17,300	\$ 0	\$ 17,300	\$ 17,300
Total	\$ 0	\$ 0	\$ 17,300	\$ 17,300	\$ 0	\$ 17,300	\$ 17,300

Revenues							
	Fiscal Year 2020-21 Adopted Budget	Fiscal Year 2021-22 Recommended Budget	Fiscal Year 2021-22 Change	Fiscal Year 2021-22 Revised Budget	Fiscal Year 2022-23 Recommended Budget	Fiscal Year 2022-23 Change	Fiscal Year 2022-23 Revised Budget
Taxes Current Property	\$ 0	\$ 0	\$ 17,300	\$ 17,300	\$ 0	\$ 17,300	\$ 17,300
Total	\$ 0	\$ 0	\$ 17,300	\$ 17,300	\$ 0	\$ 17,300	\$ 17,300

SDCFPD Palomar

Expenditures							
	Fiscal Year 2020-21 Adopted Budget	Fiscal Year 2021-22 Recommended Budget	Fiscal Year 2021-22 Change	Fiscal Year 2021-22 Revised Budget	Fiscal Year 2022-23 Recommended Budget	Fiscal Year 2022-23 Change	Fiscal Year 2022-23 Revised Budget
Services & Supplies	\$ 0	\$ 0	\$ 61,800	\$ 61,800	\$ 0	\$ 61,800	\$ 61,800
Total	\$ 0	\$ 0	\$ 61,800	\$ 61,800	\$ 0	\$ 61,800	\$ 61,800

Revenues							
	Fiscal Year 2020-21 Adopted Budget	Fiscal Year 2021-22 Recommended Budget	Fiscal Year 2021-22 Change	Fiscal Year 2021-22 Revised Budget	Fiscal Year 2022-23 Recommended Budget	Fiscal Year 2022-23 Change	Fiscal Year 2022-23 Revised Budget
Taxes Current Property	\$ 0	\$ 0	\$ 61,800	\$ 61,800	\$ 0	\$ 61,800	\$ 61,800
Total	\$ 0	\$ 0	\$ 61,800	\$ 61,800	\$ 0	\$ 61,800	\$ 61,800

SDCFPD Descanso

Expenditures							
	Fiscal Year 2020-21 Adopted Budget	Fiscal Year 2021-22 Recommended Budget	Fiscal Year 2021-22 Change	Fiscal Year 2021-22 Revised Budget	Fiscal Year 2022-23 Recommended Budget	Fiscal Year 2022-23 Change	Fiscal Year 2022-23 Revised Budget
Services & Supplies	\$ 0	\$ 0	\$ 58,500	\$ 58,500	\$ 0	\$ 58,500	\$ 58,500
Total	\$ 0	\$ 0	\$ 58,500	\$ 58,500	\$ 0	\$ 58,500	\$ 58,500



Revenues							
	Fiscal Year 2020-21 Adopted Budget	Fiscal Year 2021-22 Recommended Budget	Fiscal Year 2021-22 Change	Fiscal Year 2021-22 Revised Budget	Fiscal Year 2022-23 Recommended Budget	Fiscal Year 2022-23 Change	Fiscal Year 2022-23 Revised Budget
Taxes Current Property	\$ 0	\$ 0	\$ 58,500	\$ 58,500	\$ 0	\$ 58,500	\$ 58,500
Total	\$ 0	\$ 0	\$ 58,500	\$ 58,500	\$ 0	\$ 58,500	\$ 58,500

SDCFPD Dulzura

Expenditures							
	Fiscal Year 2020-21 Adopted Budget	Fiscal Year 2021-22 Recommended Budget	Fiscal Year 2021-22 Change	Fiscal Year 2021-22 Revised Budget	Fiscal Year 2022-23 Recommended Budget	Fiscal Year 2022-23 Change	Fiscal Year 2022-23 Revised Budget
Services & Supplies	\$ 0	\$ 0	\$ 12,600	\$ 12,600	\$ 0	\$ 12,600	\$ 12,600
Total	\$ 0	\$ 0	\$ 12,600	\$ 12,600	\$ 0	\$ 12,600	\$ 12,600

Revenues							
	Fiscal Year 2020-21 Adopted Budget	Fiscal Year 2021-22 Recommended Budget	Fiscal Year 2021-22 Change	Fiscal Year 2021-22 Revised Budget	Fiscal Year 2022-23 Recommended Budget	Fiscal Year 2022-23 Change	Fiscal Year 2022-23 Revised Budget
Taxes Current Property	\$ 0	\$ 0	\$ 12,600	\$ 12,600	\$ 0	\$ 12,600	\$ 12,600
Total	\$ 0	\$ 0	\$ 12,600	\$ 12,600	\$ 0	\$ 12,600	\$ 12,600

SDCFPD Tecate

Expenditures							
	Fiscal Year 2020-21 Adopted Budget	Fiscal Year 2021-22 Recommended Budget	Fiscal Year 2021-22 Change	Fiscal Year 2021-22 Revised Budget	Fiscal Year 2022-23 Recommended Budget	Fiscal Year 2022-23 Change	Fiscal Year 2022-23 Revised Budget
Services & Supplies	\$ 0	\$ 0	\$ 12,900	\$ 12,900	\$ 0	\$ 12,900	\$ 12,900
Total	\$ 0	\$ 0	\$ 12,900	\$ 12,900	\$ 0	\$ 12,900	\$ 12,900

Revenues							
	Fiscal Year 2020-21 Adopted Budget	Fiscal Year 2021-22 Recommended Budget	Fiscal Year 2021-22 Change	Fiscal Year 2021-22 Revised Budget	Fiscal Year 2022-23 Recommended Budget	Fiscal Year 2022-23 Change	Fiscal Year 2022-23 Revised Budget
Taxes Current Property	\$ 0	\$ 0	\$ 12,900	\$ 12,900	\$ 0	\$ 12,900	\$ 12,900
Total	\$ 0	\$ 0	\$ 12,900	\$ 12,900	\$ 0	\$ 12,900	\$ 12,900





SDCFPD Potrero

Expenditures							
	Fiscal Year 2020-21 Adopted Budget	Fiscal Year 2021-22 Recommended Budget	Fiscal Year 2021-22 Change	Fiscal Year 2021-22 Revised Budget	Fiscal Year 2022-23 Recommended Budget	Fiscal Year 2022-23 Change	Fiscal Year 2022-23 Revised Budget
Services & Supplies	\$ 0	\$ 0	\$ 16,000	\$ 16,000	\$ 0	\$ 16,000	\$ 16,000
Total	\$ 0	\$ 0	\$ 16,000	\$ 16,000	\$ 0	\$ 16,000	\$ 16,000

Revenues							
	Fiscal Year 2020-21 Adopted Budget	Fiscal Year 2021-22 Recommended Budget	Fiscal Year 2021-22 Change	Fiscal Year 2021-22 Revised Budget	Fiscal Year 2022-23 Recommended Budget	Fiscal Year 2022-23 Change	Fiscal Year 2022-23 Revised Budget
Taxes Current Property	\$ 0	\$ 0	\$ 16,000	\$ 16,000	\$ 0	\$ 16,000	\$ 16,000
Total	\$ 0	\$ 0	\$ 16,000	\$ 16,000	\$ 0	\$ 16,000	\$ 16,000

SDCFPD Jacumba

Expenditures							
	Fiscal Year 2020-21 Adopted Budget	Fiscal Year 2021-22 Recommended Budget	Fiscal Year 2021-22 Change	Fiscal Year 2021-22 Revised Budget	Fiscal Year 2022-23 Recommended Budget	Fiscal Year 2022-23 Change	Fiscal Year 2022-23 Revised Budget
Services & Supplies	\$ 0	\$ 0	\$ 17,300	\$ 17,300	\$ 0	\$ 17,300	\$ 17,300
Total	\$ 0	\$ 0	\$ 17,300	\$ 17,300	\$ 0	\$ 17,300	\$ 17,300

Revenues							
	Fiscal Year 2020-21 Adopted Budget	Fiscal Year 2021-22 Recommended Budget	Fiscal Year 2021-22 Change	Fiscal Year 2021-22 Revised Budget	Fiscal Year 2022-23 Recommended Budget	Fiscal Year 2022-23 Change	Fiscal Year 2022-23 Revised Budget
Taxes Current Property	\$ 0	\$ 0	\$ 17,300	\$ 17,300	\$ 0	\$ 17,300	\$ 17,300
Total	\$ 0	\$ 0	\$ 17,300	\$ 17,300	\$ 0	\$ 17,300	\$ 17,300

SDCFPD Rural West

Expenditures							
	Fiscal Year 2020-21 Adopted Budget	Fiscal Year 2021-22 Recommended Budget	Fiscal Year 2021-22 Change	Fiscal Year 2021-22 Revised Budget	Fiscal Year 2022-23 Recommended Budget	Fiscal Year 2022-23 Change	Fiscal Year 2022-23 Revised Budget
Services & Supplies	\$ 0	\$ 0	\$ 493,700	\$ 493,700	\$ 0	\$ 493,700	\$ 493,700
Total	\$ 0	\$ 0	\$ 493,700	\$ 493,700	\$ 0	\$ 493,700	\$ 493,700



APPENDIX A: CHANGES BY FUND

Revenues							
	Fiscal Year 2020-21 Adopted Budget	Fiscal Year 2021-22 Recommended Budget	Fiscal Year 2021-22 Change	Fiscal Year 2021-22 Revised Budget	Fiscal Year 2022-23 Recommended Budget	Fiscal Year 2022-23 Change	Fiscal Year 2022-23 Revised Budget
Taxes Current Property	\$ 0	\$ 0	\$ 379,466	\$ 379,466	\$ 0	\$ 379,466	\$ 379,466
Revenue From Use of Money & Property	0	0	10,000	10,000	0	10,000	10,000
Miscellaneous Revenues	0	0	104,234	104,234	0	104,234	104,234
Total	\$ 0	\$ 0	\$ 493,700	\$ 493,700	\$ 0	\$ 493,700	\$ 493,700

SDCFPD Yuima

Expenditures							
	Fiscal Year 2020-21 Adopted Budget	Fiscal Year 2021-22 Recommended Budget	Fiscal Year 2021-22 Change	Fiscal Year 2021-22 Revised Budget	Fiscal Year 2022-23 Recommended Budget	Fiscal Year 2022-23 Change	Fiscal Year 2022-23 Revised Budget
Services & Supplies	\$ 0	\$ 0	\$ 50,000	\$ 50,000	\$ 0	\$ 50,000	\$ 50,000
Total	\$ 0	\$ 0	\$ 50,000	\$ 50,000	\$ 0	\$ 50,000	\$ 50,000

Revenues							
	Fiscal Year 2020-21 Adopted Budget	Fiscal Year 2021-22 Recommended Budget	Fiscal Year 2021-22 Change	Fiscal Year 2021-22 Revised Budget	Fiscal Year 2022-23 Recommended Budget	Fiscal Year 2022-23 Change	Fiscal Year 2022-23 Revised Budget
Taxes Current Property	\$ 0	\$ 0	\$ 50,000	\$ 50,000	\$ 0	\$ 50,000	\$ 50,000
Total	\$ 0	\$ 0	\$ 50,000	\$ 50,000	\$ 0	\$ 50,000	\$ 50,000

SDCFPD Julian

Expenditures							
	Fiscal Year 2020-21 Adopted Budget	Fiscal Year 2021-22 Recommended Budget	Fiscal Year 2021-22 Change	Fiscal Year 2021-22 Revised Budget	Fiscal Year 2022-23 Recommended Budget	Fiscal Year 2022-23 Change	Fiscal Year 2022-23 Revised Budget
Services & Supplies	\$ 0	\$ 0	\$ 104,000	\$ 104,000	\$ 0	\$ 104,000	\$ 104,000
Total	\$ 0	\$ 0	\$ 104,000	\$ 104,000	\$ 0	\$ 104,000	\$ 104,000





Revenues							
	Fiscal Year 2020-21 Adopted Budget	Fiscal Year 2021-22 Recommended Budget	Fiscal Year 2021-22 Change	Fiscal Year 2021-22 Revised Budget	Fiscal Year 2022-23 Recommended Budget	Fiscal Year 2022-23 Change	Fiscal Year 2022-23 Revised Budget
Taxes Current Property	\$ 0	\$ 0	\$ 104,000	\$ 104,000	\$ 0	\$ 104,000	\$ 104,000
Total	\$ 0	\$ 0	\$ 104,000	\$ 104,000	\$ 0	\$ 104,000	\$ 104,000

CSA 135 Mt Laguna Fire/Medical SRV ZN

Expenditures							
	Fiscal Year 2020-21 Adopted Budget	Fiscal Year 2021-22 Recommended Budget	Fiscal Year 2021-22 Change	Fiscal Year 2021-22 Revised Budget	Fiscal Year 2022-23 Recommended Budget	Fiscal Year 2022-23 Change	Fiscal Year 2022-23 Revised Budget
Services & Supplies	\$ 17,100	\$ 17,300	\$ (17,300)	\$ 0	\$ 17,300	\$ (17,300)	\$ 0
Total	\$ 17,100	\$ 17,300	\$ (17,300)	\$ 0	\$ 17,300	\$ (17,300)	\$ 0

Revenues							
	Fiscal Year 2020-21 Adopted Budget	Fiscal Year 2021-22 Recommended Budget	Fiscal Year 2021-22 Change	Fiscal Year 2021-22 Revised Budget	Fiscal Year 2022-23 Recommended Budget	Fiscal Year 2022-23 Change	Fiscal Year 2022-23 Revised Budget
Taxes Current Property	\$ 0	\$ 17,300	\$ (17,300)	\$ 0	\$ 17,300	\$ (17,300)	\$ 0
Charges For Current Services	17,100	0	0	0	0	0	0
Total	\$ 17,100	\$ 17,300	\$ (17,300)	\$ 0	\$ 17,300	\$ (17,300)	\$ 0

CSA 135 Palomar Mt Fire/Medical SRV ZN

Expenditures							
	Fiscal Year 2020-21 Adopted Budget	Fiscal Year 2021-22 Recommended Budget	Fiscal Year 2021-22 Change	Fiscal Year 2021-22 Revised Budget	Fiscal Year 2022-23 Recommended Budget	Fiscal Year 2022-23 Change	Fiscal Year 2022-23 Revised Budget
Services & Supplies	\$ 60,600	\$ 61,800	\$ (61,800)	\$ 0	\$ 61,800	\$ (61,800)	\$ 0
Total	\$ 60,600	\$ 61,800	\$ (61,800)	\$ 0	\$ 61,800	\$ (61,800)	\$ 0



APPENDIX A: CHANGES BY FUND

Revenues							
	Fiscal Year 2020-21 Adopted Budget	Fiscal Year 2021-22 Recommended Budget	Fiscal Year 2021-22 Change	Fiscal Year 2021-22 Revised Budget	Fiscal Year 2022-23 Recommended Budget	Fiscal Year 2022-23 Change	Fiscal Year 2022-23 Revised Budget
Taxes Current Property	\$ 0	\$ 61,800	\$ (61,800)	\$ 0	\$ 61,800	\$ (61,800)	\$ 0
Charges For Current Services	60,600	0	0	0	0	0	0
Total	\$ 60,600	\$ 61,800	\$ (61,800)	\$ 0	\$ 61,800	\$ (61,800)	\$ 0

CSA 135 San Pasqual Fire/Medical SRV ZN

Expenditures							
	Fiscal Year 2020-21 Adopted Budget	Fiscal Year 2021-22 Recommended Budget	Fiscal Year 2021-22 Change	Fiscal Year 2021-22 Revised Budget	Fiscal Year 2022-23 Recommended Budget	Fiscal Year 2022-23 Change	Fiscal Year 2022-23 Revised Budget
Services & Supplies	\$ 43,184	\$ 43,184	\$ (43,184)	\$ 0	\$ 43,184	\$ (43,184)	\$ 0
Total	\$ 43,184	\$ 43,184	\$ (43,184)	\$ 0	\$ 43,184	\$ (43,184)	\$ 0

Revenues							
	Fiscal Year 2020-21 Adopted Budget	Fiscal Year 2021-22 Recommended Budget	Fiscal Year 2021-22 Change	Fiscal Year 2021-22 Revised Budget	Fiscal Year 2022-23 Recommended Budget	Fiscal Year 2022-23 Change	Fiscal Year 2022-23 Revised Budget
Charges For Current Services	\$ 43,184	\$ 43,184	\$ (43,184)	\$ 0	\$ 43,184	\$ (43,184)	\$ 0
Total	\$ 43,184	\$ 43,184	\$ (43,184)	\$ 0	\$ 43,184	\$ (43,184)	\$ 0

CSA 135 Descanso Fire/Medical SRV ZN

Expenditures							
	Fiscal Year 2020-21 Adopted Budget	Fiscal Year 2021-22 Recommended Budget	Fiscal Year 2021-22 Change	Fiscal Year 2021-22 Revised Budget	Fiscal Year 2022-23 Recommended Budget	Fiscal Year 2022-23 Change	Fiscal Year 2022-23 Revised Budget
Services & Supplies	\$ 57,500	\$ 58,500	\$ (58,500)	\$ 0	\$ 58,500	\$ (58,500)	\$ 0
Total	\$ 57,500	\$ 58,500	\$ (58,500)	\$ 0	\$ 58,500	\$ (58,500)	\$ 0





Revenues							
	Fiscal Year 2020-21 Adopted Budget	Fiscal Year 2021-22 Recommended Budget	Fiscal Year 2021-22 Change	Fiscal Year 2021-22 Revised Budget	Fiscal Year 2022-23 Recommended Budget	Fiscal Year 2022-23 Change	Fiscal Year 2022-23 Revised Budget
Taxes Current Property	\$ 0	\$ 58,500	\$ (58,500)	\$ 0	\$ 58,500	\$ (58,500)	\$ 0
Charges For Current Services	57,500	0	0	0	0	0	0
Total	\$ 57,500	\$ 58,500	\$ (58,500)	\$ 0	\$ 58,500	\$ (58,500)	\$ 0

CSA 135 Dulzura Fire/Medical SRV ZN

Expenditures							
	Fiscal Year 2020-21 Adopted Budget	Fiscal Year 2021-22 Recommended Budget	Fiscal Year 2021-22 Change	Fiscal Year 2021-22 Revised Budget	Fiscal Year 2022-23 Recommended Budget	Fiscal Year 2022-23 Change	Fiscal Year 2022-23 Revised Budget
Services & Supplies	\$ 12,400	\$ 12,600	\$ (12,600)	\$ 0	\$ 12,600	\$ (12,600)	\$ 0
Total	\$ 12,400	\$ 12,600	\$ (12,600)	\$ 0	\$ 12,600	\$ (12,600)	\$ 0

Revenues							
	Fiscal Year 2020-21 Adopted Budget	Fiscal Year 2021-22 Recommended Budget	Fiscal Year 2021-22 Change	Fiscal Year 2021-22 Revised Budget	Fiscal Year 2022-23 Recommended Budget	Fiscal Year 2022-23 Change	Fiscal Year 2022-23 Revised Budget
Taxes Current Property	\$ 0	\$ 12,600	\$ (12,600)	\$ 0	\$ 12,600	\$ (12,600)	\$ 0
Charges For Current Services	12,400	0	0	0	0	0	0
Total	\$ 12,400	\$ 12,600	\$ (12,600)	\$ 0	\$ 12,600	\$ (12,600)	\$ 0

CSA 135 Tecate Fire/Medical SRV ZN

Expenditures							
	Fiscal Year 2020-21 Adopted Budget	Fiscal Year 2021-22 Recommended Budget	Fiscal Year 2021-22 Change	Fiscal Year 2021-22 Revised Budget	Fiscal Year 2022-23 Recommended Budget	Fiscal Year 2022-23 Change	Fiscal Year 2022-23 Revised Budget
Services & Supplies	\$ 12,500	\$ 12,900	\$ (12,900)	\$ 0	\$ 12,900	\$ (12,900)	\$ 0
Total	\$ 12,500	\$ 12,900	\$ (12,900)	\$ 0	\$ 12,900	\$ (12,900)	\$ 0



APPENDIX A: CHANGES BY FUND

Revenues							
	Fiscal Year 2020-21 Adopted Budget	Fiscal Year 2021-22 Recommended Budget	Fiscal Year 2021-22 Change	Fiscal Year 2021-22 Revised Budget	Fiscal Year 2022-23 Recommended Budget	Fiscal Year 2022-23 Change	Fiscal Year 2022-23 Revised Budget
Taxes Current Property	\$ 0	\$ 12,900	\$ (12,900)	\$ 0	\$ 12,900	\$ (12,900)	\$ 0
Charges For Current Services	12,500	0	0	0	0	0	0
Total	\$ 12,500	\$ 12,900	\$ (12,900)	\$ 0	\$ 12,900	\$ (12,900)	\$ 0

CSA 135 Potrero Fire/Medical SRV ZN

Expenditures							
	Fiscal Year 2020-21 Adopted Budget	Fiscal Year 2021-22 Recommended Budget	Fiscal Year 2021-22 Change	Fiscal Year 2021-22 Revised Budget	Fiscal Year 2022-23 Recommended Budget	Fiscal Year 2022-23 Change	Fiscal Year 2022-23 Revised Budget
Services & Supplies	\$ 15,600	\$ 16,000	\$ (16,000)	\$ 0	\$ 16,000	\$ (16,000)	\$ 0
Total	\$ 15,600	\$ 16,000	\$ (16,000)	\$ 0	\$ 16,000	\$ (16,000)	\$ 0

Revenues							
	Fiscal Year 2020-21 Adopted Budget	Fiscal Year 2021-22 Recommended Budget	Fiscal Year 2021-22 Change	Fiscal Year 2021-22 Revised Budget	Fiscal Year 2022-23 Recommended Budget	Fiscal Year 2022-23 Change	Fiscal Year 2022-23 Revised Budget
Taxes Current Property	\$ 0	\$ 16,000	\$ (16,000)	\$ 0	\$ 16,000	\$ (16,000)	\$ 0
Charges For Current Services	15,600	0	0	0	0	0	0
Total	\$ 15,600	\$ 16,000	\$ (16,000)	\$ 0	\$ 16,000	\$ (16,000)	\$ 0

CSA 135 Jacumba Fire/Medical SRV ZN

Expenditures							
	Fiscal Year 2020-21 Adopted Budget	Fiscal Year 2021-22 Recommended Budget	Fiscal Year 2021-22 Change	Fiscal Year 2021-22 Revised Budget	Fiscal Year 2022-23 Recommended Budget	Fiscal Year 2022-23 Change	Fiscal Year 2022-23 Revised Budget
Services & Supplies	\$ 17,100	\$ 17,300	\$ (17,300)	\$ 0	\$ 17,300	\$ (17,300)	\$ 0
Total	\$ 17,100	\$ 17,300	\$ (17,300)	\$ 0	\$ 17,300	\$ (17,300)	\$ 0





Revenues							
	Fiscal Year 2020-21 Adopted Budget	Fiscal Year 2021-22 Recommended Budget	Fiscal Year 2021-22 Change	Fiscal Year 2021-22 Revised Budget	Fiscal Year 2022-23 Recommended Budget	Fiscal Year 2022-23 Change	Fiscal Year 2022-23 Revised Budget
Taxes Current Property	\$ 0	\$ 17,300	\$ (17,300)	\$ 0	\$ 17,300	\$ (17,300)	\$ 0
Charges For Current Services	17,100	0	0	0	0	0	0
Total	\$ 17,100	\$ 17,300	\$ (17,300)	\$ 0	\$ 17,300	\$ (17,300)	\$ 0

CSA 135 Rural West Fire/Medical SRV ZN

Expenditures							
	Fiscal Year 2020-21 Adopted Budget	Fiscal Year 2021-22 Recommended Budget	Fiscal Year 2021-22 Change	Fiscal Year 2021-22 Revised Budget	Fiscal Year 2022-23 Recommended Budget	Fiscal Year 2022-23 Change	Fiscal Year 2022-23 Revised Budget
Services & Supplies	\$ 477,700	\$ 493,700	\$ (493,700)	\$ 0	\$ 493,700	\$ (493,700)	\$ 0
Total	\$ 477,700	\$ 493,700	\$ (493,700)	\$ 0	\$ 493,700	\$ (493,700)	\$ 0

Revenues							
	Fiscal Year 2020-21 Adopted Budget	Fiscal Year 2021-22 Recommended Budget	Fiscal Year 2021-22 Change	Fiscal Year 2021-22 Revised Budget	Fiscal Year 2022-23 Recommended Budget	Fiscal Year 2022-23 Change	Fiscal Year 2022-23 Revised Budget
Taxes Current Property	\$ 0	\$ 379,466	\$ (379,466)	\$ 0	\$ 379,466	\$ (379,466)	\$ 0
Revenue From Use of Money & Property	0	10,000	(10,000)	0	10,000	(10,000)	0
Charges For Current Services	372,908	0	0	0	0	0	0
Miscellaneous Revenues	104,792	104,234	(104,234)	0	104,234	(104,234)	0
Total	\$ 477,700	\$ 493,700	\$ (493,700)	\$ 0	\$ 493,700	\$ (493,700)	\$ 0

CSA 135 Yuima Fire Med SRV ZN

Expenditures							
	Fiscal Year 2020-21 Adopted Budget	Fiscal Year 2021-22 Recommended Budget	Fiscal Year 2021-22 Change	Fiscal Year 2021-22 Revised Budget	Fiscal Year 2022-23 Recommended Budget	Fiscal Year 2022-23 Change	Fiscal Year 2022-23 Revised Budget
Services & Supplies	\$ 50,000	\$ 50,000	\$ (50,000)	\$ 0	\$ 50,000	\$ (50,000)	\$ 0
Total	\$ 50,000	\$ 50,000	\$ (50,000)	\$ 0	\$ 50,000	\$ (50,000)	\$ 0



APPENDIX A: CHANGES BY FUND

Revenues							
	Fiscal Year 2020-21 Adopted Budget	Fiscal Year 2021-22 Recommended Budget	Fiscal Year 2021-22 Change	Fiscal Year 2021-22 Revised Budget	Fiscal Year 2022-23 Recommended Budget	Fiscal Year 2022-23 Change	Fiscal Year 2022-23 Revised Budget
Taxes Current Property	\$ 0	\$ 50,000	\$ (50,000)	\$ 0	\$ 50,000	\$ (50,000)	\$ 0
Charges For Current Services	50,000	0	0	0	0	0	0
Total	\$ 50,000	\$ 50,000	\$ (50,000)	\$ 0	\$ 50,000	\$ (50,000)	\$ 0

CSA 135 Julian Fire Med SRV ZN

Expenditures							
	Fiscal Year 2020-21 Adopted Budget	Fiscal Year 2021-22 Recommended Budget	Fiscal Year 2021-22 Change	Fiscal Year 2021-22 Revised Budget	Fiscal Year 2022-23 Recommended Budget	Fiscal Year 2022-23 Change	Fiscal Year 2022-23 Revised Budget
Services & Supplies	\$ 100,000	\$ 104,000	\$ (104,000)	\$ 0	\$ 104,000	\$ (104,000)	\$ 0
Total	\$ 100,000	\$ 104,000	\$ (104,000)	\$ 0	\$ 104,000	\$ (104,000)	\$ 0

Revenues							
	Fiscal Year 2020-21 Adopted Budget	Fiscal Year 2021-22 Recommended Budget	Fiscal Year 2021-22 Change	Fiscal Year 2021-22 Revised Budget	Fiscal Year 2022-23 Recommended Budget	Fiscal Year 2022-23 Change	Fiscal Year 2022-23 Revised Budget
Taxes Current Property	\$ 0	\$ 104,000	\$ (104,000)	\$ 0	\$ 104,000	\$ (104,000)	\$ 0
Charges For Current Services	100,000	0	0	0	0	0	0
Total	\$ 100,000	\$ 104,000	\$ (104,000)	\$ 0	\$ 104,000	\$ (104,000)	\$ 0

CSA 135 Fire Authority Fire Protection / EMS

Expenditures							
	Fiscal Year 2020-21 Adopted Budget	Fiscal Year 2021-22 Recommended Budget	Fiscal Year 2021-22 Change	Fiscal Year 2021-22 Revised Budget	Fiscal Year 2022-23 Recommended Budget	Fiscal Year 2022-23 Change	Fiscal Year 2022-23 Revised Budget
Services & Supplies	\$ 1,768,200	\$ 1,299,200	\$ (1,299,200)	\$ 0	\$ 1,299,200	\$ (1,299,200)	\$ 0
Operating Transfers Out	262,455	262,455	(262,455)	0	262,455	(262,455)	0
Total	\$ 2,030,655	\$ 1,561,655	\$ (1,561,655)	\$ 0	\$ 1,561,655	\$ (1,561,655)	\$ 0





Revenues							
	Fiscal Year 2020-21 Adopted Budget	Fiscal Year 2021-22 Recommended Budget	Fiscal Year 2021-22 Change	Fiscal Year 2021-22 Revised Budget	Fiscal Year 2022-23 Recommended Budget	Fiscal Year 2022-23 Change	Fiscal Year 2022-23 Revised Budget
Taxes Current Property	\$ 1,333,055	\$ 1,117,055	\$ (1,117,055)	\$ 0	\$ 1,117,055	\$ (1,117,055)	\$ 0
Taxes Other Than Current Secured	0	16,000	(16,000)	0	16,000	(16,000)	0
Revenue From Use of Money & Property	0	31,000	(31,000)	0	31,000	(31,000)	0
Charges For Current Services	0	200,000	(200,000)	0	200,000	(200,000)	0
Miscellaneous Revenues	197,600	197,600	(197,600)	0	197,600	(197,600)	0
Use of Fund Balance	500,000	0	0	0	0	0	0
Total	\$ 2,030,655	\$ 1,561,655	\$ (1,561,655)	\$ 0	\$ 1,561,655	\$ (1,561,655)	\$ 0

County Service Area 17

Expenditures							
	Fiscal Year 2020-21 Adopted Budget	Fiscal Year 2021-22 Recommended Budget	Fiscal Year 2021-22 Change	Fiscal Year 2021-22 Revised Budget	Fiscal Year 2022-23 Recommended Budget	Fiscal Year 2022-23 Change	Fiscal Year 2022-23 Revised Budget
Services & Supplies	\$ 0	\$ 0	\$ 5,663,670	\$ 5,663,670	\$ 0	\$ 5,771,900	\$ 5,771,900
Total	\$ 0	\$ 0	\$ 5,663,670	\$ 5,663,670	\$ 0	\$ 5,771,900	\$ 5,771,900

Revenues							
	Fiscal Year 2020-21 Adopted Budget	Fiscal Year 2021-22 Recommended Budget	Fiscal Year 2021-22 Change	Fiscal Year 2021-22 Revised Budget	Fiscal Year 2022-23 Recommended Budget	Fiscal Year 2022-23 Change	Fiscal Year 2022-23 Revised Budget
Taxes Current Property	\$ 0	\$ 0	\$ 1,689,027	\$ 1,689,027	\$ 0	\$ 1,779,222	\$ 1,779,222
Taxes Other Than Current Secured	0	0	22,698	22,698	0	23,912	23,912
Revenue From Use of Money & Property	0	0	139,192	139,192	0	142,185	142,185
Intergovernmental Revenues	0	0	1,210,248	1,210,248	0	1,230,809	1,230,809
Charges For Current Services	0	0	2,392,383	2,392,383	0	2,430,099	2,430,099
Use of Fund Balance	0	0	210,122	210,122	0	165,673	165,673
Total	\$ 0	\$ 0	\$ 5,663,670	\$ 5,663,670	\$ 0	\$ 5,771,900	\$ 5,771,900



County Service Area 69

Expenditures							
	Fiscal Year 2020-21 Adopted Budget	Fiscal Year 2021-22 Recommended Budget	Fiscal Year 2021-22 Change	Fiscal Year 2021-22 Revised Budget	Fiscal Year 2022-23 Recommended Budget	Fiscal Year 2022-23 Change	Fiscal Year 2022-23 Revised Budget
Services & Supplies	\$ 0	\$ 0	\$ 8,810,177	\$ 8,810,177	\$ 0	\$ 9,147,369	\$ 9,147,369
Total	\$ 0	\$ 0	\$ 8,810,177	\$ 8,810,177	\$ 0	\$ 9,147,369	\$ 9,147,369

Revenues							
	Fiscal Year 2020-21 Adopted Budget	Fiscal Year 2021-22 Recommended Budget	Fiscal Year 2021-22 Change	Fiscal Year 2021-22 Revised Budget	Fiscal Year 2022-23 Recommended Budget	Fiscal Year 2022-23 Change	Fiscal Year 2022-23 Revised Budget
Taxes Current Property	\$ 0	\$ 0	\$ 802,359	\$ 802,359	\$ 0	\$ 863,821	\$ 863,821
Taxes Other Than Current Secured	0	0	11,832	11,832	0	12,740	12,740
Revenue From Use of Money & Property	0	0	216,026	216,026	0	226,698	226,698
Intergovernmental Revenues	0	0	3,646,193	3,646,193	0	3,711,342	3,711,342
Charges For Current Services	0	0	4,133,767	4,133,767	0	4,332,768	4,332,768
Total	\$ 0	\$ 0	\$ 8,810,177	\$ 8,810,177	\$ 0	\$ 9,147,369	\$ 9,147,369

CSA 135 CFD 04-01 Special Tax A

Expenditures							
	Fiscal Year 2020-21 Adopted Budget	Fiscal Year 2021-22 Recommended Budget	Fiscal Year 2021-22 Change	Fiscal Year 2021-22 Revised Budget	Fiscal Year 2022-23 Recommended Budget	Fiscal Year 2022-23 Change	Fiscal Year 2022-23 Revised Budget
Services & Supplies	\$ 5,000	\$ 5,000	\$ (5,000)	\$ 0	\$ 5,000	\$ (5,000)	\$ 0
Total	\$ 5,000	\$ 5,000	\$ (5,000)	\$ 0	\$ 5,000	\$ (5,000)	\$ 0

Revenues							
	Fiscal Year 2020-21 Adopted Budget	Fiscal Year 2021-22 Recommended Budget	Fiscal Year 2021-22 Change	Fiscal Year 2021-22 Revised Budget	Fiscal Year 2022-23 Recommended Budget	Fiscal Year 2022-23 Change	Fiscal Year 2022-23 Revised Budget
Taxes Current Property	\$ 0	\$ 5,000	\$ (5,000)	\$ 0	\$ 5,000	\$ (5,000)	\$ 0
Charges for Current Services	5,000	0	0	0	0	0	0
Total	\$ 5,000	\$ 5,000	\$ (5,000)	\$ 0	\$ 5,000	\$ (5,000)	\$ 0





CSA 135 EOM CFD 09-01 Special Tax A

Expenditures							
	Fiscal Year 2020-21 Adopted Budget	Fiscal Year 2021-22 Recommended Budget	Fiscal Year 2021-22 Change	Fiscal Year 2021-22 Revised Budget	Fiscal Year 2022-23 Recommended Budget	Fiscal Year 2022-23 Change	Fiscal Year 2022-23 Revised Budget
Services & Supplies	\$ 130,000	\$ 130,000	\$ (130,000)	\$ 0	\$ 130,000	\$ (130,000)	\$ 0
Total	\$ 130,000	\$ 130,000	\$ (130,000)	\$ 0	\$ 130,000	\$ (130,000)	\$ 0

Revenues							
	Fiscal Year 2020-21 Adopted Budget	Fiscal Year 2021-22 Recommended Budget	Fiscal Year 2021-22 Change	Fiscal Year 2021-22 Revised Budget	Fiscal Year 2022-23 Recommended Budget	Fiscal Year 2022-23 Change	Fiscal Year 2022-23 Revised Budget
Taxes Current Property	\$ 0	\$ 130,000	\$ (130,000)	\$ 0	\$ 0	\$ 130,000	\$ (130,000)
Charges for Current Services	130,000	0	0	0	0	0	0
Total	\$ 130,000	\$ 130,000	\$ (130,000)	\$ 0	\$ 0	\$ 130,000	\$ (130,000)

CSA 135 EOM CFD 09-01 Special Tax B

Expenditures							
	Fiscal Year 2020-21 Adopted Budget	Fiscal Year 2021-22 Recommended Budget	Fiscal Year 2021-22 Change	Fiscal Year 2021-22 Revised Budget	Fiscal Year 2022-23 Recommended Budget	Fiscal Year 2022-23 Change	Fiscal Year 2022-23 Revised Budget
Services & Supplies	\$ 518,000	\$ 618,000	\$ (618,000)	\$ 0	\$ 618,000	\$ (618,000)	\$ 0
Total	\$ 518,000	\$ 618,000	\$ (618,000)	\$ 0	\$ 618,000	\$ (618,000)	\$ 0

Revenues							
	Fiscal Year 2020-21 Adopted Budget	Fiscal Year 2021-22 Recommended Budget	Fiscal Year 2021-22 Change	Fiscal Year 2021-22 Revised Budget	Fiscal Year 2022-23 Recommended Budget	Fiscal Year 2022-23 Change	Fiscal Year 2022-23 Revised Budget
Taxes Current Property	\$ 0	\$ 618,000	\$ (618,000)	\$ 0	\$ 618,000	\$ (618,000)	\$ 0
Charges for Current Services	518,000	0	0	0	0	0	0
Total	\$ 518,000	\$ 618,000	\$ (618,000)	\$ 0	\$ 618,000	\$ (618,000)	\$ 0



SDCFPD CFD 04-01 Special Tax A

Expenditures							
	Fiscal Year 2020-21 Adopted Budget	Fiscal Year 2021-22 Recommended Budget	Fiscal Year 2021-22 Change	Fiscal Year 2021-22 Revised Budget	Fiscal Year 2022-23 Recommended Budget	Fiscal Year 2022-23 Change	Fiscal Year 2022-23 Revised Budget
Services & Supplies	\$ 0	\$ 0	\$ 5,000	\$ 5,000	\$ 0	\$ 5,000	\$ 5,000
Total	\$ 0	\$ 0	\$ 5,000	\$ 5,000	\$ 0	\$ 5,000	\$ 5,000

Revenues							
	Fiscal Year 2020-21 Adopted Budget	Fiscal Year 2021-22 Recommended Budget	Fiscal Year 2021-22 Change	Fiscal Year 2021-22 Revised Budget	Fiscal Year 2022-23 Recommended Budget	Fiscal Year 2022-23 Change	Fiscal Year 2022-23 Revised Budget
Taxes Current Property	\$ 0	\$ 0	\$ 5,000	\$ 5,000	\$ 0	\$ 5,000	\$ 5,000
Total	\$ 0	\$ 0	\$ 5,000	\$ 5,000	\$ 0	\$ 5,000	\$ 5,000

SDCFPD EOM CFD 09-01 Special Tax A

Expenditures							
	Fiscal Year 2020-21 Adopted Budget	Fiscal Year 2021-22 Recommended Budget	Fiscal Year 2021-22 Change	Fiscal Year 2021-22 Revised Budget	Fiscal Year 2022-23 Recommended Budget	Fiscal Year 2022-23 Change	Fiscal Year 2022-23 Revised Budget
Services & Supplies	\$ 0	\$ 0	\$ 130,000	\$ 130,000	\$ 0	\$ 130,000	\$ 130,000
Total	\$ 0	\$ 0	\$ 130,000	\$ 130,000	\$ 0	\$ 130,000	\$ 130,000

Revenues							
	Fiscal Year 2020-21 Adopted Budget	Fiscal Year 2021-22 Recommended Budget	Fiscal Year 2021-22 Change	Fiscal Year 2021-22 Revised Budget	Fiscal Year 2022-23 Recommended Budget	Fiscal Year 2022-23 Change	Fiscal Year 2022-23 Revised Budget
Taxes Current Property	\$ 0	\$ 0	\$ 130,000	\$ 130,000	\$ 0	\$ 130,000	\$ 130,000
Total	\$ 0	\$ 0	\$ 130,000	\$ 130,000	\$ 0	\$ 130,000	\$ 130,000

SDCFPD EOM CFD 09-01 Special Tax B

Expenditures							
	Fiscal Year 2020-21 Adopted Budget	Fiscal Year 2021-22 Recommended Budget	Fiscal Year 2021-22 Change	Fiscal Year 2021-22 Revised Budget	Fiscal Year 2022-23 Recommended Budget	Fiscal Year 2022-23 Change	Fiscal Year 2022-23 Revised Budget
Services & Supplies	\$ 0	\$ 0	\$ 618,000	\$ 618,000	\$ 0	\$ 618,000	\$ 618,000
Total	\$ 0	\$ 0	\$ 618,000	\$ 618,000	\$ 0	\$ 618,000	\$ 618,000





Revenues							
	Fiscal Year 2020-21 Adopted Budget	Fiscal Year 2021-22 Recommended Budget	Fiscal Year 2021-22 Change	Fiscal Year 2021-22 Revised Budget	Fiscal Year 2022-23 Recommended Budget	Fiscal Year 2022-23 Change	Fiscal Year 2022-23 Revised Budget
Taxes Current Property	\$ 0	\$ 0	\$ 618,000	\$ 618,000	\$ 0	\$ 618,000	\$ 618,000
Total	\$ 0	\$ 0	\$ 618,000	\$ 618,000	\$ 0	\$ 618,000	\$ 618,000

Capital Outlay Fund

Expenditures							
	Fiscal Year 2020-21 Adopted Budget	Fiscal Year 2021-22 Recommended Budget	Fiscal Year 2021-22 Change	Fiscal Year 2021-22 Revised Budget	Fiscal Year 2022-23 Recommended Budget	Fiscal Year 2022-23 Change	Fiscal Year 2022-23 Revised Budget
Capital Assets/Land Acquisition	\$ 64,077,000	\$ 135,550,000	\$ 3,135,000	\$ 138,685,000	\$ 0	\$ 0	\$ 0
Total	\$ 64,077,000	\$ 135,550,000	\$ 3,135,000	\$ 138,685,000	\$ 0	\$ 0	\$ 0

Revenues							
	Fiscal Year 2020-21 Adopted Budget	Fiscal Year 2021-22 Recommended Budget	Fiscal Year 2021-22 Change	Fiscal Year 2021-22 Revised Budget	Fiscal Year 2022-23 Recommended Budget	Fiscal Year 2022-23 Change	Fiscal Year 2022-23 Revised Budget
Intergovernmental Revenues	\$ 2,277,000	\$ 16,000,000	\$ 5,635,000	\$ 21,635,000	\$ 0	\$ 0	\$ 0
Charges For Current Services	0	10,000,000	0	10,000,000	0	0	0
Miscellaneous Revenues	0	600,000	0	600,000	0	0	0
Other Financing Sources	61,800,000	108,950,000	(2,500,000)	106,450,000	0	0	0
Total	\$ 64,077,000	\$ 135,550,000	\$ 3,135,000	\$ 138,685,000	\$ 0	\$ 0	\$ 0

SHF Jail Stores Commissary Enterprise

Expenditures							
	Fiscal Year 2020-21 Adopted Budget	Fiscal Year 2021-22 Recommended Budget	Fiscal Year 2021-22 Change	Fiscal Year 2021-22 Revised Budget	Fiscal Year 2022-23 Recommended Budget	Fiscal Year 2022-23 Change	Fiscal Year 2022-23 Revised Budget
Services & Supplies	\$ 5,390,684	\$ 5,490,684	\$ (2,555,000)	\$ 2,935,684	\$ 5,490,684	\$ (2,555,000)	\$ 2,935,684
Other Charges	2,520	2,520	0	2,520	2,520	0	2,520
Capital Assets Equipment	125,000	0	0	0	0	0	0
Operating Transfers Out	4,065,288	4,185,088	0	4,185,088	4,204,131	0	4,204,131
Total	\$ 9,583,492	\$ 9,678,292	\$ (2,555,000)	\$ 7,123,292	\$ 9,697,335	\$ (2,555,000)	\$ 7,142,335



APPENDIX A: CHANGES BY FUND

Revenues							
	Fiscal Year 2020-21 Adopted Budget	Fiscal Year 2021-22 Recommended Budget	Fiscal Year 2021-22 Change	Fiscal Year 2021-22 Revised Budget	Fiscal Year 2022-23 Recommended Budget	Fiscal Year 2022-23 Change	Fiscal Year 2022-23 Revised Budget
Revenue From Use of Money & Property	\$ 10,000	\$ 5,800	\$ 0	\$ 5,800	\$ 5,800	\$ 0	\$ 5,800
Miscellaneous Revenues	9,573,492	9,672,492	(2,555,000)	7,117,492	9,691,535	(2,555,000)	7,136,535
Total	\$ 9,583,492	\$ 9,678,292	\$ (2,555,000)	\$ 7,123,292	\$ 9,697,335	\$ (2,555,000)	\$ 7,142,335

Purchasing Internal Service Fund

Staffing							
	Fiscal Year 2020-21 Adopted Budget	Fiscal Year 2021-22 Recommended Budget	Fiscal Year 2021-22 Change	Fiscal Year 2021-22 Revised Budget	Fiscal Year 2022-23 Recommended Budget	Fiscal Year 2022-23 Change	Fiscal Year 2022-23 Revised Budget
Staff Years	66.00	66.00	2.00	68.00	66.00	2.00	68.00
Total	66.00	66.00	2.00	68.00	66.00	2.00	68.00

Expenditures							
	Fiscal Year 2020-21 Adopted Budget	Fiscal Year 2021-22 Recommended Budget	Fiscal Year 2021-22 Change	Fiscal Year 2021-22 Revised Budget	Fiscal Year 2022-23 Recommended Budget	Fiscal Year 2022-23 Change	Fiscal Year 2022-23 Revised Budget
Salaries & Benefits	\$ 10,292,030	\$ 10,513,953	\$ 275,000	\$ 10,788,953	\$ 10,456,768	\$ 275,000	\$ 10,731,768
Services & Supplies	4,456,375	4,120,173	0	4,120,173	3,801,822	0	3,801,822
Other Charges	600,650	810,552	0	810,552	810,552	0	810,552
Total	\$ 15,349,055	\$ 15,444,678	\$ 275,000	\$ 15,719,678	\$ 15,069,142	\$ 275,000	\$ 15,344,142

Revenues							
	Fiscal Year 2020-21 Adopted Budget	Fiscal Year 2021-22 Recommended Budget	Fiscal Year 2021-22 Change	Fiscal Year 2021-22 Revised Budget	Fiscal Year 2022-23 Recommended Budget	Fiscal Year 2022-23 Change	Fiscal Year 2022-23 Revised Budget
Revenue From Use of Money & Property	\$ 100,000	\$ 60,000	\$ 0	\$ 60,000	\$ 60,000	\$ 0	\$ 60,000
Charges For Current Services	10,875,055	8,334,283	0	8,334,283	12,258,747	0	12,258,747
Miscellaneous Revenues	1,150,000	1,100,000	0	1,100,000	1,100,000	0	1,100,000
Other Financing Sources	594,000	594,000	0	594,000	594,000	0	594,000
Use of Fund Balance	2,630,000	5,356,395	275,000	5,631,395	1,056,395	275,000	1,331,395
Total	\$ 15,349,055	\$ 15,444,678	\$ 275,000	\$ 15,719,678	\$ 15,069,142	\$ 275,000	\$ 15,344,142





Criminal Justice Facility

Expenditures							
	Fiscal Year 2020-21 Adopted Budget	Fiscal Year 2021-22 Recommended Budget	Fiscal Year 2021-22 Change	Fiscal Year 2021-22 Revised Budget	Fiscal Year 2022-23 Recommended Budget	Fiscal Year 2022-23 Change	Fiscal Year 2022-23 Revised Budget
Operating Transfers Out	\$ 4,295,998	\$ 1,494,066	\$ 1,500,000	\$ 2,994,066	\$ 1,425,849	\$ 0	\$ 1,425,849
Total	\$ 4,295,998	\$ 1,494,066	\$ 1,500,000	\$ 2,994,066	\$ 1,425,849	\$ 0	\$ 1,425,849

Revenues							
	Fiscal Year 2020-21 Adopted Budget	Fiscal Year 2021-22 Recommended Budget	Fiscal Year 2021-22 Change	Fiscal Year 2021-22 Revised Budget	Fiscal Year 2022-23 Recommended Budget	Fiscal Year 2022-23 Change	Fiscal Year 2022-23 Revised Budget
Fines, Forfeitures & Penalties	\$ 479,467	\$ 705,934	\$ 0	\$ 705,934	\$ 774,152	\$ 0	\$ 774,152
Other Financing Sources	2,000,000	788,132	0	788,132	651,697	0	651,697
Use of Fund Balance	1,816,531	0	1,500,000	1,500,000	0	0	0
Total	\$ 4,295,998	\$ 1,494,066	\$ 1,500,000	\$ 2,994,066	\$ 1,425,849	\$ 0	\$ 1,425,849

