

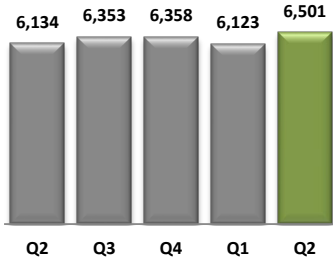
FY 2022-23

County of San Diego Behavioral Health Services

Children, Youth & Families

Client Counts

Clients Served

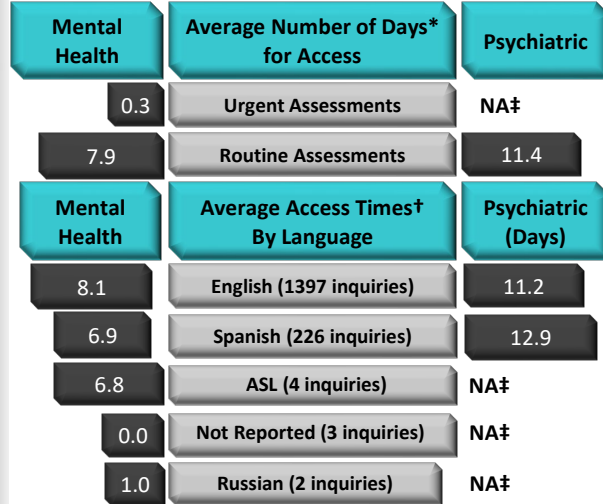


6,501 Clients Served in Q2 (6.2%)

178 Katie A. Class (14.1%)

421 Katie A. Subclass (3.4%)

ACCESS



*Urgent assessments reported in calendar days, routine assessments reported in business days.
 †Access Times for routine assessments, prioritized by number of inquiries.
 ‡NA = No psychiatric service inquiries.

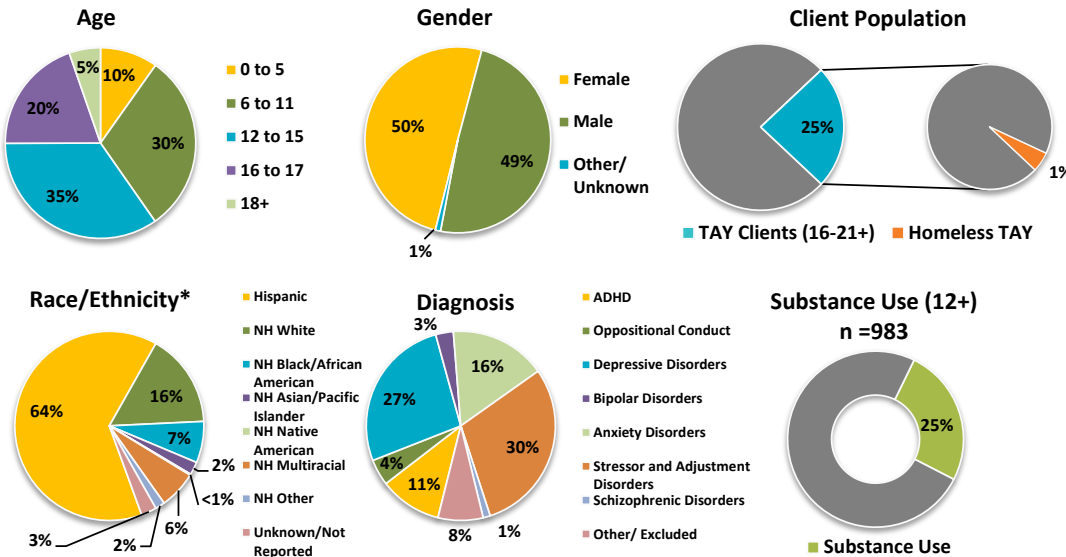
Utilization by Program Type*

Mental Health Services	N	%	▲
Emergency/Crisis	328	5%	0%
Inpatient	134	2%	-1%
Juvenile Forensic Services	383	6%	0%
Outpatient	5,722	88%	0%
Shelter and Respite	88	1%	0%
Short-Term Residential Therapeutic Program+†	183	3%	0%
Therapeutic Behavioral Services	146	2%	0%
Wraparound	187	3%	0%

Inpatient Discharges (<18 years; N=192)	N	%	▲
Without Readmission	172	90%	4%
30 Day Readmission	20	10%	-4%
7 Day Connection to Services	75	39%	-11%
30 Day Connection to Services	106	55%	-14%

▲ = Percentage point change from previous quarter.
 *Clients may have been seen in more than one Program in the quarter.
 †Includes STRTPs, Community Treatment Facilities (CTF), Psychiatric Health Facilities (PHF) and San Pasqual Academy.

Demographics



*NH refers to Non-Hispanic/Latino

Quality of Life

Client Indicator	▲
98% Attend School	4%
95% Are Insured by Medi-Cal†	2%
99% Are Housed	0%
86% Have a Primary Care Physician	-8%
54% of Youth Reported Improvement in Their Feelings and Behavior After Treatment	-3%
52% of Caregivers Reported Improvement in Youth Feelings and Behavior After Treatment	0%

▲ = Percentage point change from previous quarter.
 †Excludes clients receiving other types of insurance.