

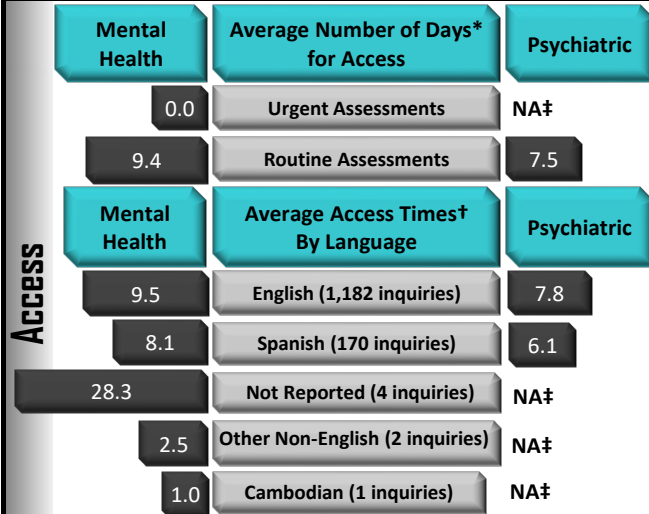
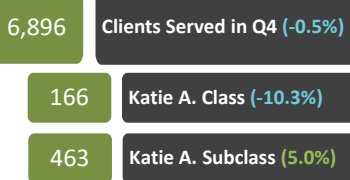
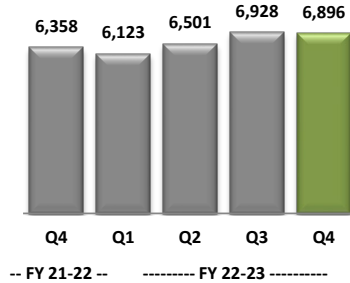
FY 2022-23

County of San Diego Behavioral Health Services

Children, Youth & Families

Client Counts

Clients Served



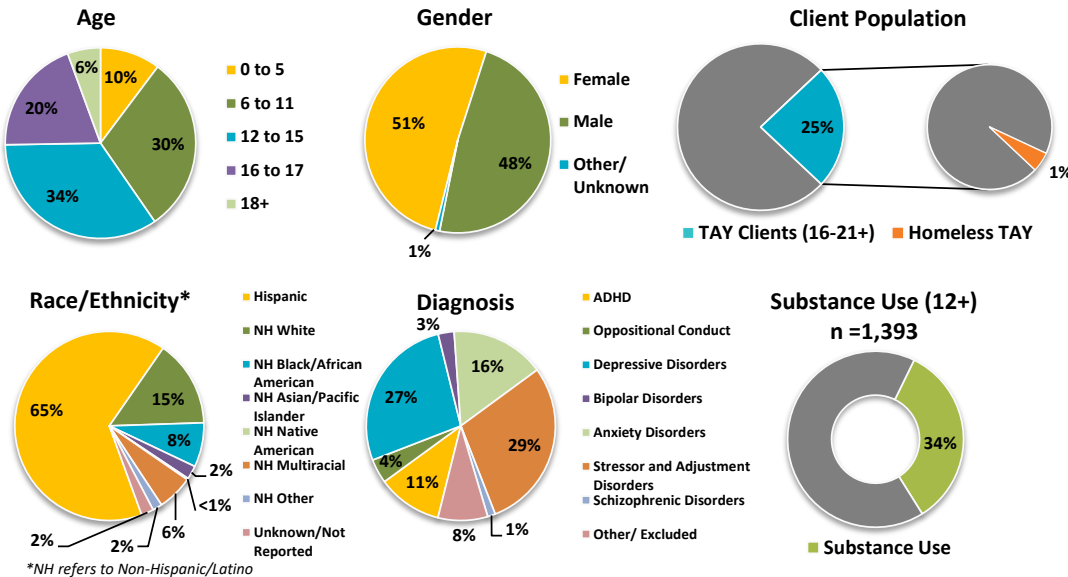
*Urgent assessments reported in calendar days, routine assessments reported in business days.
 †Access Times (in business days) for routine assessments, prioritized by number of inquiries.
 ‡NA = No psychiatric service inquiries.

Utilization by Program Type*

Mental Health Services	N	%	▲
Emergency/Crisis	321	5%	0%
Inpatient	194	3%	0%
Juvenile Forensic Services	483	7%	1%
Outpatient	6,058	88%	0%
Shelter and Respite	81	1%	0%
Short-Term Residential Therapeutic Program+†	173	3%	0%
Therapeutic Behavioral Services	148	2%	0%
Wraparound	223	3%	0%
Inpatient Discharges (<18 years; N=212)	N	%	▲
Without Readmission	183	86%	4%
30 Day Readmission	29	14%	-4%
7 Day Connection to Services	112	53%	7%
30 Day Connection to Services	134	63%	2%

▲ = Percentage point change from previous quarter.
 *Clients may have been seen in more than one Program in the quarter.
 †Includes STRTPs, Community Treatment Facilities (CTF), Psychiatric Health Facilities (PHF) and San Pasqual Academy.

Demographics



Quality of Life

Client Indicator	▲
98% Attend School	0%
95% Are Insured by Medi-Cal†	-1%
99% Are Housed	0%
85% Have a Primary Care Physician	0%
55% of Youth Reported Improvement in Their Feelings and Behavior After Treatment	2%
50% of Caregivers Reported Improvement in Youth Feelings and Behavior After Treatment	-1%

▲ = Percentage point change from previous quarter.
 †Excludes clients receiving other types of insurance.