

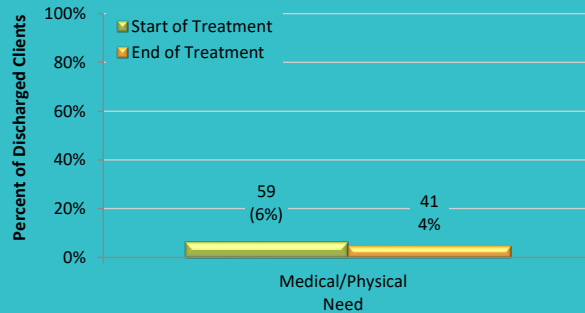
COUNTY OF SAN DIEGO BEHAVIORAL HEALTH SERVICES FOR CHILDREN AND YOUTH

LIVE WELL SAN DIEGO AREAS OF INFLUENCE: July-August 2024

Progress on the LWSD Areas of Influence was measured for youth who discharged from services between July 2024 and August 2024. September data were unavailable for Q1 FY 2024-25 due to the data management transition from CYF mHOMS to SmartCare. The Child and Adolescent Needs and Strengths (CANS) assessment was chosen to represent San Diego's Areas of Influence because it broadly measures a child's functioning.

HEALTH (N=959)

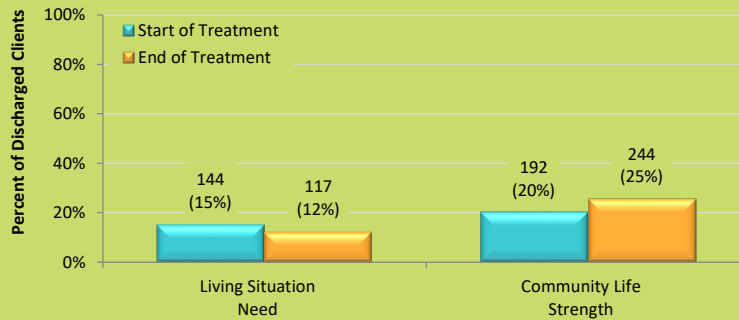
- Physical Activity
- Connection to Health Home
- Healthy Food
- Immunizations



CANS items
Medical/Physical Need



CANS items
Living Situation Need
Community Life Strength

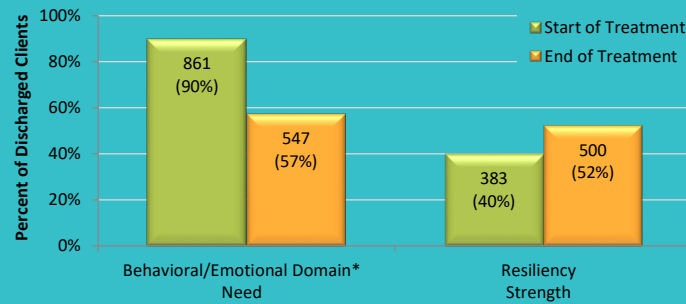


COMMUNITY (N=959)

- Safe neighborhoods
- Access to Parks
- Recreation Centers
- Access to Extracurricular Activities

STANDARD OF LIVING (N=959)

- Access to Healthcare
- Access to Behavioral Health Services

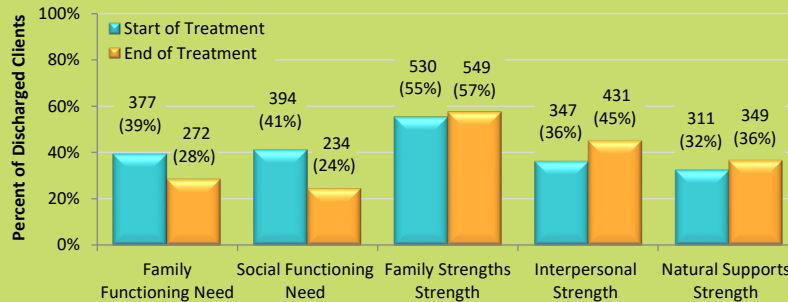


CANS items
Behavioral/Emotional Need
Resiliency Strength

*This Domain is comprised of 9 individual behavioral and emotional needs



CANS items
Family & Social Functioning Needs
Family Strength
Interpersonal Strength
Natural Supports Strength

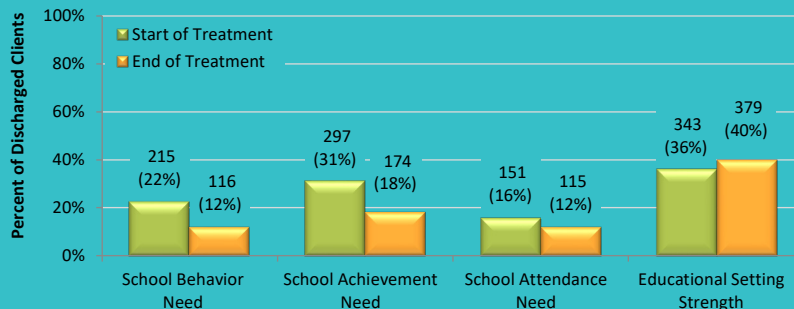


SOCIAL (N=959)

- Supportive Families
- Nurturing Communities
- Connection to Natural Supports

KNOWLEDGE (N=959)

- Education
- School Success
- Good School Attendance
- No Suspensions
- No Expulsions



CANS items
School Behavior Need
School Achievement Need
School Attendance Need
Educational Setting Strength

NOTE: All changes from intake to discharge were statistically significant. However, due to large sample sizes, they were not necessarily clinically meaningful.