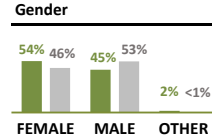
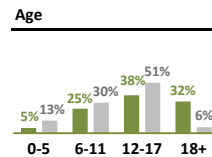
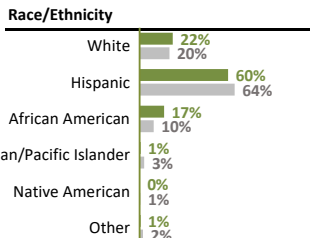


County of San Diego Behavioral Health Services

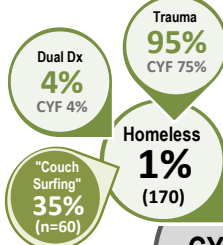
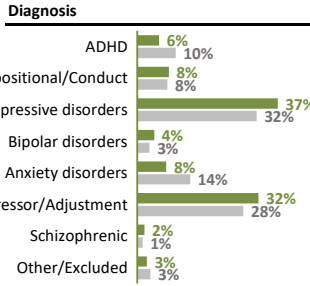
Children, Youth & Families

Homeless (1% n=170)

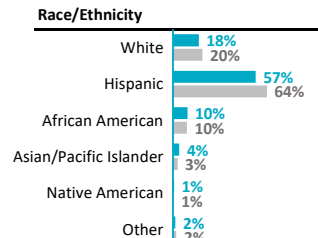
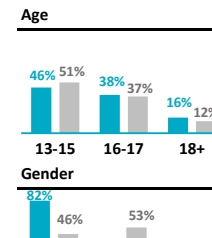
LOC	%	CYF%
Outpatient Services	82%	91%
JFS	4%	7%
Wraparound	6%	4%
TBS	3%	5%
Community Day Tx	0%	<1%
Residential	3%	5%
Emergency/Crisis	8%	10%
Inpatient	3%	5%



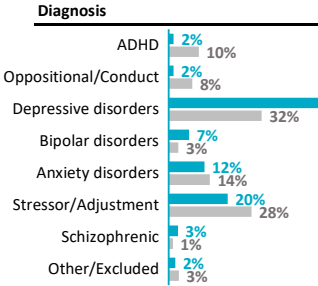
Insurance	%	CYF%
Medi-Cal Only	89%	91%
Any Private Insurance	1%	2%
Other	1%	2%
Uninsured/Unknown	9%	5%



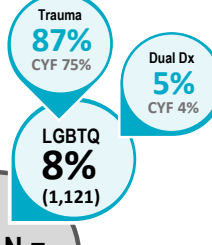
LGBTQ (8% n=1,121)



LOC	%	CYF%
Outpatient Services	86%	91%
JFS	4%	7%
Wraparound	7%	4%
TBS	5%	5%
Community Day Tx	<1%	<1%
Residential	11%	5%
Emergency/Crisis	26%	10%
Inpatient	13%	5%



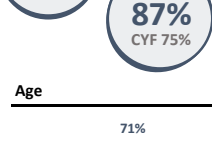
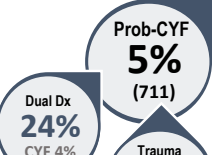
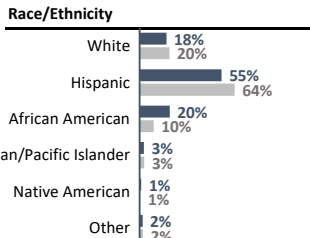
Orientation	13-15	16-17	18+
Bisexual	23%	20%	9%
Gay	2%	3%	1%
Lesbian	3%	3%	2%
Queer	0%	<1%	<1%
Questioning	11%	5%	1%
Transgender	2%	2%	<1%
Other	6%	4%	2%



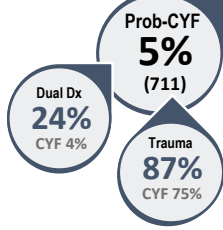
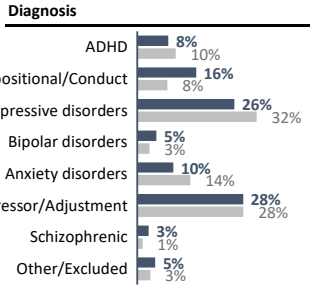
CYF N = 13,758

Probation & CYFBHS (5% n=711)

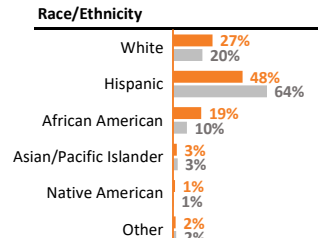

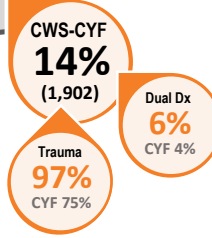
LOC	%	CYF%
Outpatient Services	81%	91%
JFS	64%	7%
Wraparound	19%	4%
TBS	<1%	5%
Community Day Tx	1%	<1%
Residential	6%	5%
Emergency/Crisis	4%	10%
Inpatient	2%	5%



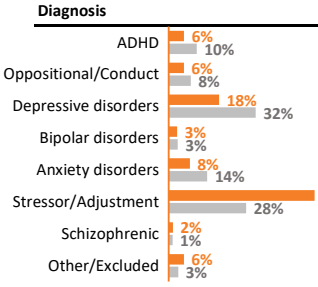
Insurance	%	CYF%
Medi-Cal Only	82%	91%
Any Private Insurance	5%	2%
Other	2%	2%
Uninsured/Unknown	11%	5%



Child Welfare Services & CYFBHS (14% n=1,902)



LOC	%	CYF%
Outpatient Services	86%	91%
JFS	10%	7%
Wraparound	8%	4%
TBS	6%	5%
Community Day Tx	<1%	<1%
Residential	23%	5%
Emergency/Crisis	7%	10%
Inpatient	4%	5%



Insurance	%	CYF%
Medi-Cal Only	96%	91%
Any Private Insurance	2%	2%
Other	1%	2%
Uninsured/Unknown	1%	5%

