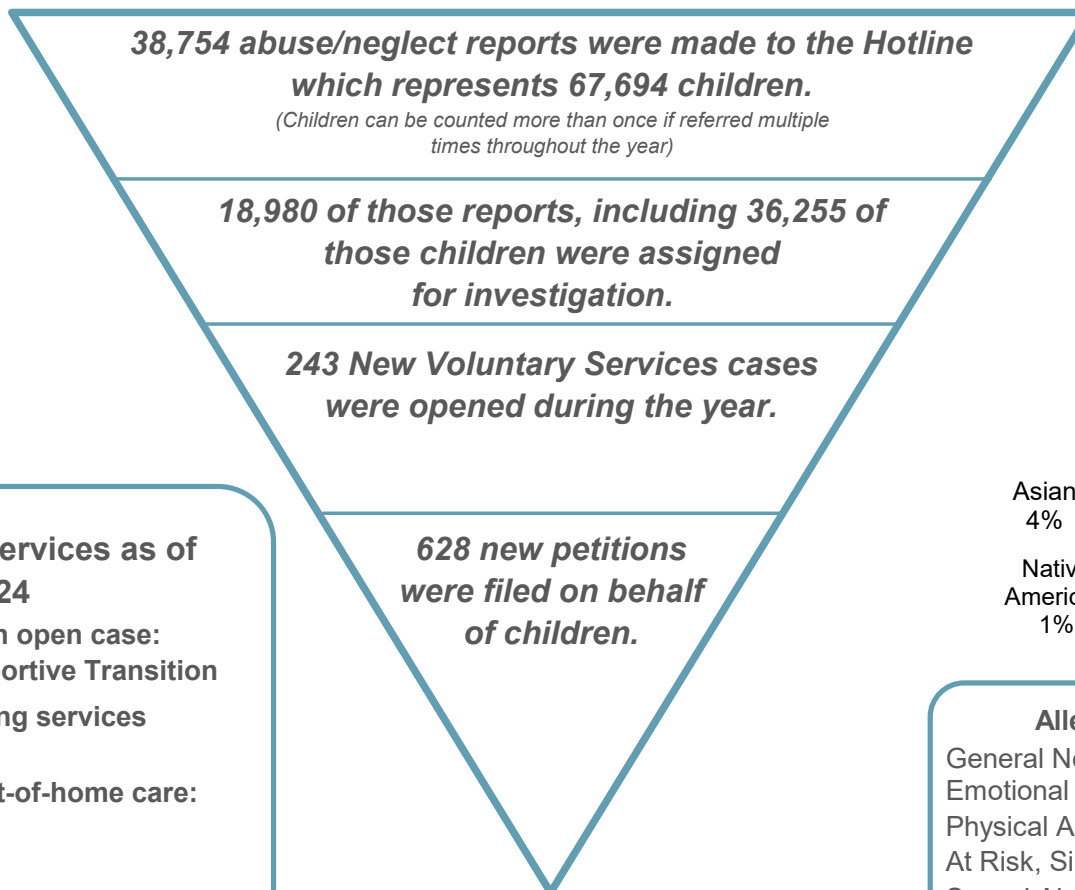
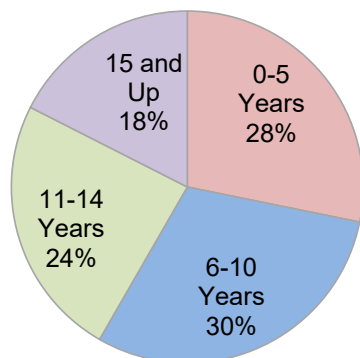
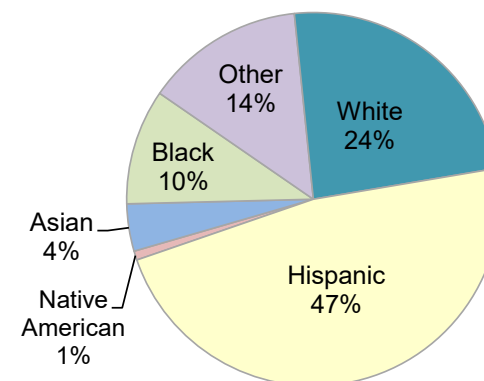


Child and Family Well Being Fiscal Year 2023/24 Statistics

Age of Children In Referrals



Ethnicity of Children In Referrals



Children Receiving Services as of July 1, 2024

- 2,182 children and youth in an open case:
- 211 young adults in Supportive Transition
 - 419 children were receiving services in their home.
 - 1,552 children were in out-of-home care:
 - 39% Kinship Care
 - 24% Resource Family Homes
 - 13% Guardian and Court Specified Homes
 - 7% Foster Family Agency Homes
 - 4% Group Home
 - 3% San Pasqual Academy
 - 1% Temporary Shelter Care Facility
 - 52% Non-kinship care
 - 1% Adoptions pending/finalized
 - 8% Other (e.g. trial home visits with parents, non-foster care placements)

Allegation Types

General Neglect	43%
Emotional Abuse	30%
Physical Abuse	33%
At Risk, Sibling Abused	23%
Sexual Abuse	19%
Severe Neglect	3%
Caretaker Absence/Incapacity	1%
Exploitation	0.4%

Children may have multiple allegations, therefore the percents will not equal 100%

278 children were placed in adoptive homes during FY2023/24

Child and Family Well Being Fiscal Year 2023/24 Regional Statistics

North Coastal⁴

5,726 children (3,129 families) referred with allegations of abuse or neglect.

On July 1, 2024:

84 children were receiving services

- 98% were dependents¹
- 2% were in voluntary services
- 0% were pending

50 were in out-of-home care

- 58% kinship care
- 36% non-kinship care
- 6% other

North Central³

4,672 children (2,499 families) referred with allegations of abuse or neglect.

On July 1, 2024:

145 children were receiving services

- 86% were dependents¹
- 10% were in voluntary services
- 4% were pending

93 were in out-of-home care

- 34% kinship care
- 57% non-kinship care
- 9% other

Central

6,317 children (3,325 families) referred with allegations of abuse or neglect.

On July 1, 2024:

268 children receiving services

- 83% were dependents¹
- 16% were in voluntary services
- 1% were pending

214 children were in out-of-home care

- 32% kinship care
- 56% non-kinship care
- 12% other

Specialized Programs²

30,112 children (18,706 families) referred with allegations of abuse or neglect.

On July 1, 2024:

760 children were receiving services

- 85% were dependents
- 15% were in voluntary services
- 0% were pending

An additional 211 youth were in Supportive Transition

662 children were in out-of-home care

- 43% kinship care
- 48% non-kinship care
- 5% other
- 3% adoptions pending

Safety Enhanced Together (SET)

*Through Teamwork and Family Engagement:
 In San Diego, Our Families Are SET to Live Well!*



North Inland⁴

6,165 children (3,193 families) referred with allegations of abuse or neglect.

On July 1, 2024:

193 children were receiving services

- 78% were dependents¹
- 21% were in voluntary services
- 1% were pending

152 were in out-of-home care

- 32% kinship care
- 51% non-kinship care
- 18% other

East

7,869 children (4,060 families) referred with allegations of abuse or neglect.

On July 1, 2024:

253 children receiving services

- 79% were dependents¹
- 21% were in voluntary services
- 0% were pending

201 were in out-of-home care

- 36% kinship care
- 53% non-kinship care
- 10% other

South

6,820 children (3,524 families) referred with allegations of abuse or neglect.

On July 1, 2024:

228 children were receiving services

- 73% dependents¹
- 26% were in voluntary services
- 1% were pending

180 were in out-of-home care

- 36% kinship care
- 59% non-kinship care
- 6% other

¹ Children can be in three types of status: dependents, which are children receiving services ordered by the Juvenile Court; voluntary services; or pending.

² Specialized Programs consists of Residential Services, Adoptions, Child Abuse Hotline, Extended Foster Care, Indian Specialty Unit, San Pasqual Academy, Workforce Training, Voluntary Services, and Open Case Investigations.

³ The North Central Region includes the Medical/Deaf Services Unit

⁴ When a voluntary case is opened in North Coastal, the case is transferred to North Inland.