

SAN DIEGO COUNTY RESIDENTS' VIEWS OF COVID-19 VACCINATION

Between August 30, 2022, and September 15, 2022, FM3 Research surveyed a representative sample of San Diego County residents regarding their willingness to take the COVID-19 vaccine, with oversamples of African Americans and residents of ZIP codes with lower vaccination rates.

OVERVIEW OF RESULTS

A high proportion (**93%**) of San Diego County residents have received at least one dose of the COVID-19 vaccine. Among them, **67%** have received all doses for which they are eligible, including boosters. As vaccination rates have increased, those who remain unvaccinated are increasingly unlikely to make the decision to take the vaccine.

Unvaccinated respondents (6%):

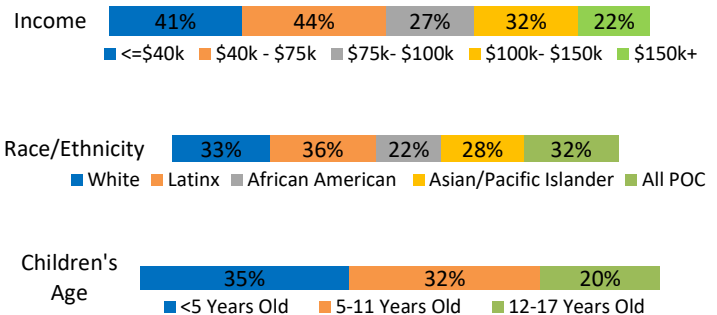
- Are concerned about the side effects (46%)
- Prefer to get natural immunity (43%)
- Were most likely to say they wouldn't know where to go get a COVID-19 vaccine (15%), along with African American respondents
- Are unlikely to get one of the new vaccines (85%)
- Express lower levels of trust in messengers overall

Respondents who have received 1+ doses, but not all recommended doses (31.5%):

- Point to scheduling issues (14%) or the sense that additional doses of the vaccine are not needed (14%)

Only **32%** of parents whose child is currently unvaccinated are likely to get them vaccinated

Likelihood of getting unvaccinated children the COVID-19 vaccine by key demographic groups:



Communication on Booster Shots

About 17% of respondents have not seen, heard, or read any information on booster shots. Those most likely to have NOT seen information on booster shots include:



83% of respondents say that the pandemic has made mental health worse in their community

- **50%** of Latinos and 51% of those under age 50 say the pandemic has made mental health much worse
- Since the start of the pandemic, **22%** of respondents say they have increased their alcohol use and only **1%** say they have increased their use of opioids

43% of respondents say San Diego's COVID-19 response was better than that of other communities

- **83%** of respondents agree that they were able to get information about COVID-19 easily
- **56%** of respondents feel they were able to get other services during the pandemic

COMPARISONS TO PRIOR SURVEYS

As the proportion of San Diego County residents who are vaccinated continues to increase those who are not vaccinated continue to harden their position

Vaccinated respondents are more likely to say they will be getting their next booster:

- 67% of vaccinated respondents in September 2022 said they are likely to get their next booster shot when it is available to them, which increased from 58% in November 2021
- 61% of unvaccinated respondents in September 2022 were ‘not at all concerned’ with getting infected with COVID-19, increasing from 50% in November 2021 and 55% in June 2021

Unvaccinated respondents are increasingly less likely to get the COVID-19 vaccine:

- Only 6% said they were likely to get the vaccine in September 2022. This is down from 16% in November 2021 and from 40% in June 2021

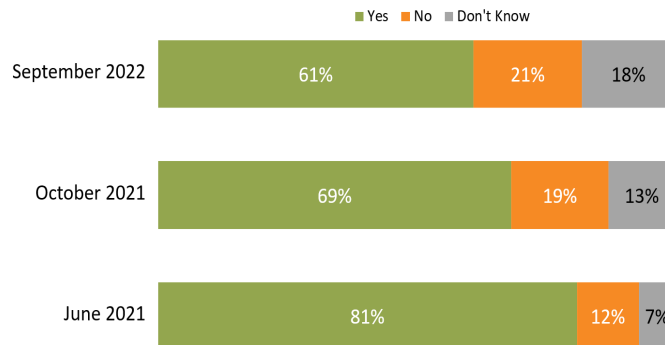
More than half of currently unvaccinated respondents say they have had COVID-19:

- In September 2022, 55% of unvaccinated respondents said they had COVID-19, up from 33% in November 2021 and 27% in June 2021

Unvaccinated respondents increasingly believe natural infection is better than a vaccine:

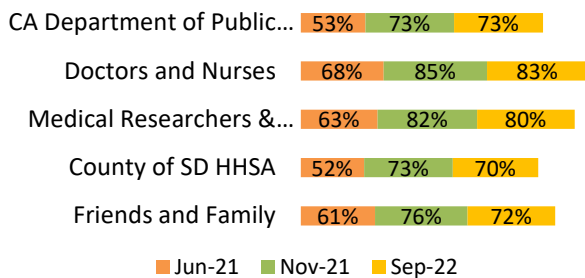
- In September 2022, 43% believed that natural infection is better, up from 35% in November 2021 and 24% in June 2021

When asked whether they believe most of their friends and family have received all recommended vaccine doses, there is an increase in uncertainty:



Messaging:

Doctors, nurses, and medical researchers continue to be the most trusted messengers on vaccines



The rate at which residents turn to various sources for public health news has not changed much

