

**COUNTY OF SAN DIEGO
HEALTH AND HUMAN SERVICES AGENCY
SOCIAL SERVICES ADVISORY BOARD (SSAB)**

MEETING NOTICE: In Person

**North Central Live Well Center
5055 Ruffin Road, 2nd Floor Conference Room, San Diego CA 92123
Phone (619) 338-2932**

Public Video Viewing/Comment Option:

<https://zoom.us/j/92468426185>

**June 12, 2024
9:30 a.m. to 11:30 a.m.**

AGENDA

- 9:30 - 9:31 1. Call to Order
- 9:31 - 9:33 2. **Action Item:** Approval of May 8, 2024 Meeting Minutes

PUBLIC COMMENTS

- 9:33 - 9:40 3. Guidelines for Public Comment on Items not listed on the agenda:
- Members of the public may request to speak about any issue within the purview of the Board
 - Each speaker will be limited to three (3) minutes
 - Board members may not discuss or take action on issues raised during public comment unless the issue is listed in this Agenda

PRESENTATIONS/DISCUSSION ITEMS

- 9:40 – 10:20 4. **Presentation Item:** State Budgets Impact Overview: Jeannie Hufford, Deputy Director, Self-Sufficiency Services, Health and Human Services Agency (HHSA)
- 10:20 – 10:45 5. **Information Item:** Review Legislative Advocacy Bills that Support SSAB Strategic Priorities: Assmaa Elayyat, Deputy Director, Self-Sufficiency Services, Health and Human Services Agency (HHSA)
- 10:45 – 11:30 6. **Information Item:** Update on Medi-Cal Renewals, PHE Lift for Public Assistance Programs, Waivers, Enrollment, Service Delivery, Data: Assmaa Elayyat, Deputy Director, Self-Sufficiency Services, Health and Human Services Agency (HHSA)

ADJOURNMENT/ NEXT MEETING

Next regular meeting will be held on July 10, 2024 at 5055 Ruffin Road, 2nd Floor Conference Room, San Diego, CA 92123.

**COUNTY OF SAN DIEGO
HEALTH AND HUMAN SERVICES AGENCY
SOCIAL SERVICES ADVISORY BOARD (SSAB)**

**Held In Person
North Central Live Well Center
5055 Ruffin Road, 2nd Floor Conference Room, San Diego CA 92123
Phone (619) 338-2932 * * Fax (619) 338-2972**

Public Video Viewing/Comment Option:

<https://zoom.us/j/95317218755>

**SSAB Meeting Minutes
May 8, 2024**

Members Present

Vino Pajanor
Jan Spencley
Robin Maxson
Andrea Gonzalez
Phil Thalheimer
Greg Anglea
Rachel Morineau
Carol Lewis

Members Absent

Daniela Murphy
Keara O'Laughlin

Staff Present

Rick Wanne, Director, Self-Sufficiency Services
Alberto Banuelos, HHSA
Assmaa Elayyat, HHSA
Allison Boyer, HHSA
Jeannie Hufford, HHSA
Albert Garcia, HHSA
Yenissa Salgado, HHSA
Janelle Jones-Phillips, HHSA
Eric Rubio, HHSA
Claudia Gurrola, HHSA
Michael Schmidt, HHSA
Ismael Lopez, HHSA
Bianca Sosa-Graciano, HHSA
Marcus Giffin, HHSA
David Sagaz, HHSA
Patty Baker, HHSA
Ricardo Hernandez, HHSA
Nina Olivas, HHSA
Rissa Japlit, HHSA
Chrisy Selder, Board/Supervisors Dist 3

Guests

Jack Dailey, Legal Aid Society of San Diego
Daniel Benson, Legal Aid Society of San Diego
Stephanie Phann, HASDIC
Adrian Carstens, 2-1-1 San Diego
Jessica Peter, 2-1-1 San Diego
Mauricio Medina, San Diego Hunger Coalition
Cheryl Schaumburg

1. Meeting called to order at 9:31 by Chair, Vino Pajanor.
2. The April 10, 2024 Meeting Minutes were approved, with all Board Members present voting yes.
3. Public Comments:
 - No public comment

4. **Presentation Item:** 24/25 Proposed Operational Plan Budget Presentation: Rissa Japlit, Assistant Group Finance Director, Financial & Support Services Division, Health and Human Services Agency (HHSA). Ms. Japlit presented an outlook on the State budget, highlighting that the State faces a serious budget problem in 2024-25, including the reductions in various CalWORKs programs. She also shared a breakdown of the HHSA Budget of \$3.4 Billion by Department, the significant budget adjustments, and shared a QR code for the community to engage and attend upcoming budget events.
5. **Information Item:** Review Legislative Advocacy Bills that Support SSAB Strategic Priorities: Assmaa Elayyat, Deputy Director, Self-Sufficiency Services, Health and Human Services Agency (HHSA). Ms. Elayyat shared a draft letter of support to the Board of Supervisor regarding AB 2141. Vice Chair Jan Spencley suggested an edit to strengthen the emphasis on the reduction of administrative costs for the County. Ms. Elayyat also brought forward AB 2241 to present to the Members. All Members present voted yes to move forward with advocacy.

A public comment was made by Mauricio Medina of the San Diego Hunger Coalition, thanking Assmaa for bringing forward the opportunity to weigh in on a critical bill, AB 2241 as the San Diego Hunger Coalition also supports this bill. He also expressed that he is thankful to the Board for the vote to join in on the advocacy.

6. **Information Item:** Update on Medi-Cal Renewals, PHE Lift for Public Assistance Programs, Waivers, Enrollment, Service Delivery, Data: Assmaa Elayyat, Deputy Director, Self-Sufficiency Services, Health and Human Services Agency (HHSA). Ms. Elayyat provided an update on the County's Opt-in for additional BenefitsCal features, stating that Two-way messaging, Click to chat and Call me are still being reviewed for technical feasibility by CalSAWS. She also shared updates on Medi-Cal and CalWORKs programs, focusing mainly on CalFresh awareness month. Ms. Elayyat also provided updates on a variety of monthly reports.

ADJOURNMENT/SET NEXT MEETING:

The meeting was adjourned at 11:30 a.m. Next regular meeting will be held on June 12, 2024.

ITEM #4: STATE BUDGETS IMPACT OVERVIEW

*Jeannie Hufford, Deputy Director, Self-Sufficiency Services
Health and Human Services Agency (HHS)*

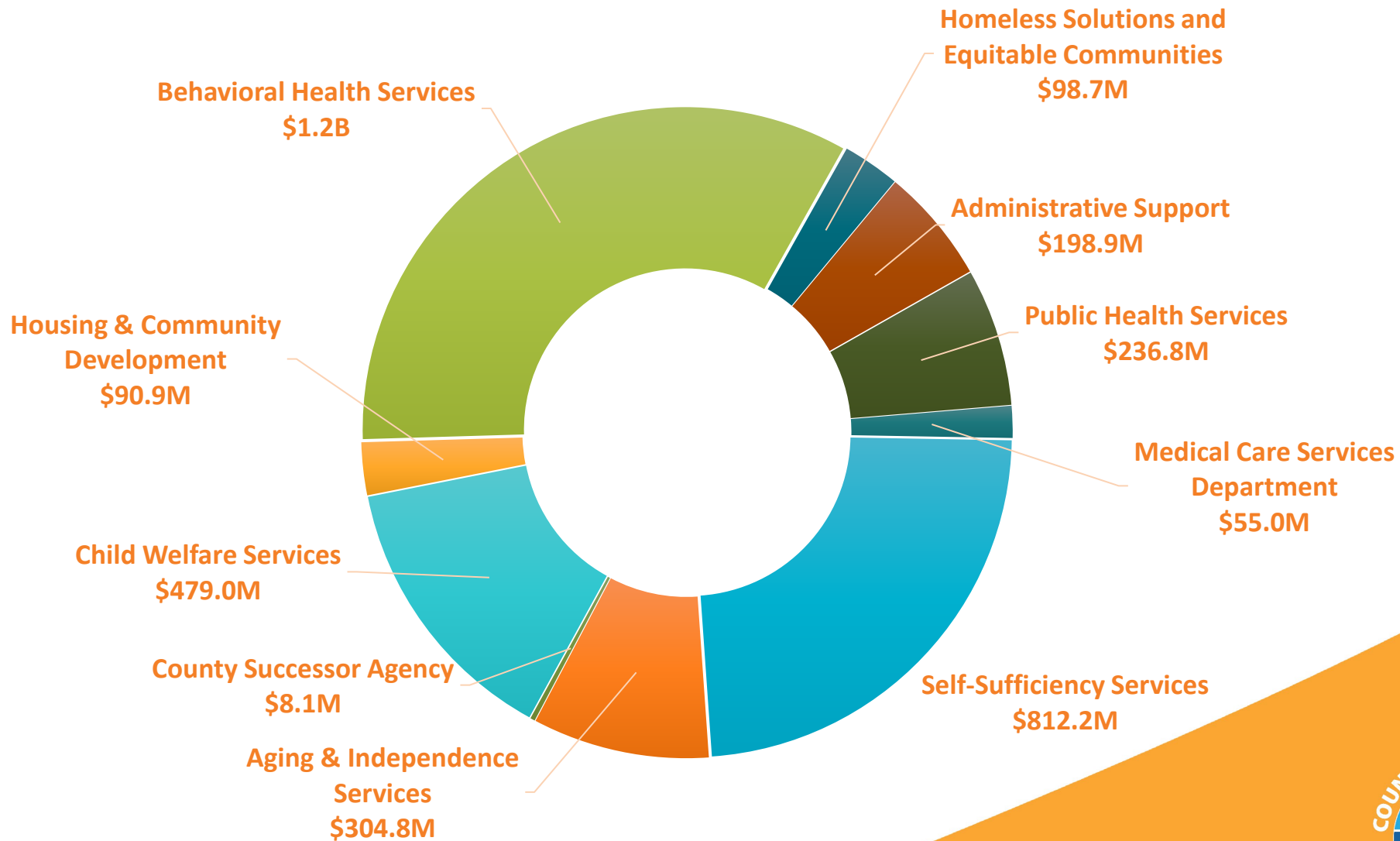


FY 24/25 State Budget Impacts Overview

Social Services Advisory Board
June 12, 2024



FY 24/25 Operational Plan



FY 24/25 Operational Plan

Self Sufficiency Services \$812.2M

| | |
|---------------------------------------|----------|
| Administration | \$390.2M |
| Assistance Payments | \$417.2M |
| Office of Military & Veterans Affairs | \$4.8M |



California State Budget

Governor's FY 24/25 State Budget presented in January projected a \$37.9B deficit

Revised FY 24/25 State Budget (May Revision) projects a \$44.9B deficit



Self-Sufficiency Program Impacts \$61.2M

- **Medi-Cal Administration**
- **CalFresh Administration**
- **CalWORKs Administration & Employment Services**
- **CalWORKs Expanded Subsidized Employment**
- **CalWORKs Family Stabilization**
- **CalWORKs Home Visiting**
- **CalWORKs Mental Health/Substance Abuse**



Medi-Cal Administration



Proposed Reduction: \$3.5M Reduction

Mitigation Strategies:

- Salaries & Benefits savings – slow down hiring across the Self-Sufficiency Department

Program Impacts:

- Increase in application processing times
- Increase workload for staff
- Increase in Access Call Center wait times



CalFresh Administration



Proposed Reduction: \$5.1M Reduction

Mitigation Strategies:

- Salaries & Benefits savings – slow down hiring across the Self-Sufficiency Department
- One-time local funding to bridge gap

Program Impacts:

- Increase in application processing times
- Increase workload for staff
- Increase in Access Call Center wait times



CalWORKs Administration & Employment Services

Proposed Reduction: \$21.3M Reduction

Mitigation Strategies:

- Salaries & Benefits savings – slow down hiring across the Self-Sufficiency Department
- Contract reductions for Employment Services Contractors

Program Impacts:

- Increase in application processing times
- Increase workload for staff
- Increase in Access Call Center wait times
- Reduction in service delivery, employment case management



CalWORKs Expanded Subsidized Employment

Proposed Reduction: \$6.5M Elimination

Mitigation Strategies:

- Elimination of funding in contracts

Program Impacts:

- Program elimination
- Potential termination of current employment for participants
- Reduced opportunities and resources for employment



CalWORKs Family Stabilization

Proposed Reduction: \$12.7M Elimination

Mitigation Strategies:

- Elimination of funding in employment services contracts

Program Impacts:

- Program elimination
- Elimination of critical family supports



CalWORKs Home Visiting

Proposed Reduction: \$1.7M Reduction

Mitigation Strategies:

- Contract reductions for First 5 Contractors

Program Impacts:

- Reduction in service delivery to CalWORKs parents
- Increase in longer wait times for referrals



CalWORKs Mental Health/Substance Abuse

Proposed Reduction: \$10.4M Elimination

Mitigation Strategies:

- Eliminate Behavioral Health Contracts

Program Impacts:

- Eliminate supportive services
- Services from own medical provider



Joint Legislative Budget Plan



- Medi-Cal Administration – Uphold County Administration COLA freeze
- CalFresh Administration – No known change from May Revision
- CalWORKs – Reject the proposals in the May Revision
 - Administration & Employment Services
 - Expanded Subsidized Employment
 - Family Stabilization
 - Home Visiting Program
 - Mental Health & Substance Abuse



Thank you



ITEM #5: REVIEW LEGISLATIVE ADVOCACY BILLS THAT SUPPORT SSAB STRATEGIC PRIORITIES

*Assmaa Elayyat, Deputy Director, Self-Sufficiency Services
Health and Human Services Agency (HHS)*





County of San Diego

SOCIAL SERVICES ADVISORY BOARD

1255 IMPERIAL AVENUE, SUITE 400, SAN DIEGO, CALIFORNIA 92101
TELEPHONE (619) 338-2932 FAX (619) 338-2972

June 3, 2024

Supervisor Nora Vargas, Chairwoman
County Board of Supervisors
1600 Pacific Highway
San Diego, CA 92101

Dear Chairwoman Vargas,

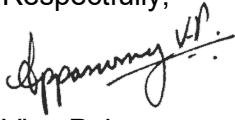
I am writing to you on behalf of the Social Services Advisory Board (SSAB). In an effort to reduce the risk of electronic benefit theft that has impacted San Diego County's most vulnerable residents and reduce unnecessary spending to address electronic theft, I would like to highlight Assembly Bill (AB) 2141 for the San Diego County Board of Supervisors to support.

Cash assistance programs including Cash Assistance for Aged, Blind, and Disabled Immigrants (CAPI), California Work Opportunity and Responsibility to Kids (CalWORKs) are administered by the County on behalf of the California Department of Social Services. These programs are vital in ensuring our most vulnerable residents are able to meet their basic needs for shelter, clothing, and other essential necessities. Under existing law, cash benefits are issued through the statewide Electronic Benefit Transfer (EBT) system, but for cash benefits, recipients can choose to have funds directly deposited into a qualified account of their choice.

AB 2141 would require statewide adoption of allowing for CalWORKs, CAPI, and General Relief issuance through direct deposit and require that applications for cash assistance programs to include information on the application regarding an applicant's right to receive their benefits through direct deposit or be issued on an EBT card. This bill would also require Counties to inform recipients of their options during their redetermination for eligibility which occurs once every 12 months. San Diego County has already implemented this practice and by allowing customers across the State of California the option to opt for direct deposit for cash assistance, this significantly reduces the risk of electronic benefit theft. Additionally, bill will reduce administrative costs associated with addressing EBT theft occurrences, as well as ensure greater fiscal responsibility with tax dollars.

For the reasons indicated above, I request San Diego County actively support AB 2141. As Chair of the SSAB, I am writing to recommend that the San Diego Board of Supervisors actively support this request.

Respectfully,

A handwritten signature in black ink, appearing to read "Vino Pajanor". The signature is written in a cursive style with a horizontal line underneath.

Vino Pajanor
Chair, Social Services Advisory Board

cc: Supervisor Terra Lawson-Remer, Vice Chairwoman, District 3
Supervisor Joel Anderson, District 2
Supervisor Monica Mongomerey Steppe, District 4
Supervisor Jim Desmond, District 5
SSAB Board Members
Eric McDonald, Interim Director, Health and Human Services Agency
Rick Wanne, Director, Self-Sufficiency Services
Alberto Banuelos, Assistant Director Self-Sufficiency Services

County of San Diego

SOCIAL SERVICES ADVISORY BOARD

1255 IMPERIAL AVENUE, SUITE 400, SAN DIEGO, CALIFORNIA 92101
TELEPHONE (619) 338-2932 FAX (619) 338-2972

June XX, 2024

Supervisor Nora Vargas, Chairwoman
County Board of Supervisors
1600 Pacific Highway
San Diego, CA 92101

Dear Chairwoman Vargas,

I am writing to you on behalf of the Social Services Advisory Board (SSAB). Over the last year, San Diego County's Health and Human Services Agency, Self-Sufficiency Services, has been committed to identifying and reducing barriers facing applicants and recipients of public safety net programs. Through this process, the Eligibility Task Force was established and worked with several community partners and a County contracted consultant to identify and implement on-going solutions for barriers that applicants and recipients experience.

Part of those recommendations prioritized by the Eligibility Task Force include expanding communication pathways by encouraging both applicants and recipients and the County to communicate via methods that are most preferred by customers. Senate Bill (SB) 2241 proposes codifying the ability for customers and the County to communicate via different methods, including phone, in-person, by mail, or by electronic means including, but not limited to, secured e-mail, thus allowing customers better opportunities to correspond with the County and reduce unnecessary barriers. The bill would further protect customer confidentiality by requiring State or County agencies that receive information through unsecure channels to inform the customer of a privacy concern and provide reasonable alternative methods for resubmitting the information. Historically, communication methods or pathways have been limited under State policy or law, thus the passage of this bill would help greatly reduce communication barriers faced by customers while ensuring adherence to confidentiality guidelines and requirements.

For the reasons indicated above, we request San Diego County actively support SB 2241. As Chair of the SSAB, I am writing to recommend that the San Diego Board of Supervisors actively support this request.

Respectfully,

Vino Pajanor
Chair, Social Services Advisory Board

cc: Supervisor Terra Lawson-Remer, Vice Chairwoman, District 3
Supervisor Joel Anderson, District 2
Supervisor Monica Mongomerey Steppe, District 4
Supervisor Jim Desmond, District 5
SSAB Board Members
Eric McDonald, Interim Director, Health and Human Services Agency
Rick Wanne, Director, Self-Sufficiency Services
Alberto Banuelos, Assistant Director Self-Sufficiency Services

DRAFT

From: [HHS, Announcements](#)
Subject: Message from the Interim Agency Director
Date: Friday, May 17, 2024 1:37:30 PM
Attachments: [image001.png](#)



Dear Agency Team,

This week, we presented the [CAO's Recommended Budget](#) for Fiscal Year 2024-25 to the Board of Supervisors. Our proposed Agency budget protects core services and supports the incredible work you do to help San Diegans live well. Over the next several weeks, our submissions will likely be modified based on feedback from the Board, public input, as well as potentially significant changes to State funding available to the County.

As you may know, 85 percent of the Agency's budget is funded by the State and federal government. It is those dollars that pay for most of the programs and services we provide. The largest portion of the [state budget](#), about 38 percent, is dedicated to health and human services spending.

Last Friday, days before our presentation to the Board, the Governor released state budget updates, referred to as the "May Revision" or "May Revise." The revision forecasts a statewide budget shortfall of \$44.9 billion for the 2024-25 fiscal year, which is \$7 billion more than when the Governor proposed his budget in January. To address this updated shortfall, the Governor is now proposing to trim State funding for a number of programs, many of which impact services the Agency provides. The official summary of the Governor's revised budget can be found [here](#).

What does this mean for the Agency? If the Governor's current proposal stands, we will get less money from the State in many service areas, with especially significant reductions proposed in public health and CalWORKs funding.

In our budget presentation to the Board on Tuesday, I emphasized the critical work the Agency does daily to advance the health and well-being of our communities. We are not alone in facing the challenges posed by the State's budget shortfall, and we will work closely with the larger County organization to find creative solutions. In addition, with support from the County Economic Development and Government Affairs Office, we are engaged in advocating against the proposed cuts. As an example of this advocacy, a letter from Chairwoman Vargas to the State legislative leadership about the May Revise may be found [here](#).

While we work to mitigate these potential shortfalls, I want to be transparent that this could result in impacts to community services. As the County team works to further analyze the May Revision impacts and monitor the results of our advocacy, we will provide further communication as we get more clarity and information from the State level.

But please be assured, this is not the first-time State funding has fluctuated. We have been through this before, and we came out stronger as an Agency and County government. We approached this year's budget expecting the outlook for the state would be challenging. Therefore, our proposed budget already takes several steps to mitigate anticipated budget shortfalls, including leveraging available one-time funding to help maintain essential services while we work on longer term solutions.

Starting this week, the California State Assembly and Senate will have the opportunity to review and consider the Governor's budget. Together, we will advocate that the State reverses key funding reductions in health and human services. The next major deadline will be June 15. That's when the Legislature is scheduled to approve and present to the Governor a balanced budget.

While there are more conversations to be had in the weeks ahead, please know that we will continue to focus on our core services while staying committed to the Agency's mission to make people's lives healthier, safer, and self-sufficient by delivering essential services in San Diego County. We will also continue to share critical updates with this Agency team.

Thank you,

Eric



| Bill Number and Name | Date Introduced | Description | Affected Programs | Support/Oppose/Watch/Concerns | Status |
|---|-----------------|---|-------------------------------------|-------------------------------|--|
| SB 773 - CalWORKS: Homeless Assistance | 2/17/2023 | This bill would require benefit calculation for the PHA program to include benefits received from other government and nonprofit housing and homeless subsidy programs and any regularly received private support intended or designed to help the family with housing. This would not benefit customers because currently any housing subsidies received are deducted from the customer's housing obligation. | CalWORKS | Support, if amended | 1/25/2024: Inactive Bill - Veto sustained. |
| AB 991 - Public Social Services: Reporting and Verifications | 2/15/2023 | This bill has no impact on current policy and procedure as it would, to the extent permitted under federal law, require state and county agencies to accept the reporting by an applicant or recipient of public social services of any lawfully required information, changes, and verification required by law that affect eligibility and benefit amounts, by any means available to the applicant or recipient, including, but not limited to, in person, by telephone, through fax, by email, or by any other electronic means. | CalWORKS/CAPI/GR/CalFresh /Medi-Cal | Active Support | 02/01/2024: Inactive Bill - Died. Pursuant to Article IV, Section 10 (c) of the Constitution. From Committee: Filed with the Chief Clerk to Joint Rule 56. |
| SB 262 - California Farmworkers Drought Resilience Pilot Project | 1/30/2023 | This bill would require the California Drought Resilience Pilot project to provide monthly supplemental cash payments to households (HH's) in which one member of the HH is a farmworker. This payment would be exempt for CalFresh and CalWORKs. The bill would benefit customers, as the provisions would allow for less income to be counted when determining CalWORKs and CalFresh eligibility. | CalWORKs/CalFresh | Support | 02/01/2024: Inactive Bill - Died. Returned to Secretary of Senate pursuant to Joint Rule 56. |
| AB 605 - CalFresh Fruit and Vegetable Supplemental Benefits Expansion Program | 2/9/2023 | This bill requires to include within the EBT system a supplemental benefits mechanism that allows an authorized retailer to deliver and redeem supplemental benefits, additional funds delivered to a CalFresh recipient's EBT card upon purchase of California-grown fresh fruits and vegetables using CalFresh benefits. This bill would provide a minimum of 3 grants to nonprofit organizations or governmental agencies for pilot projects to implement and test the supplemental benefits mechanism | CalFresh | Support | 02/01/2024: Inactive Bill - Died. Pursuant to Article IV, Section 10 (c) of the Constitution. From Committee: Filed with the Chief Clerk to Joint Rule 56. |
| AB 870 - Public Social Services: Benefits for Students | 2/14/2023 | This bill will have the California Department of Social Services (CDSS) create a workgroup comprised of CDSS staff and relevant stakeholders that meets quarterly to share best practices, updates, challenges, or other topics related to programs and services offered to students. The workgroup must submit a report to the legislature with findings and recommendations relating to increasing enrollment in programs and services offered by the department that may be available to students, as specified, on or before June 30, 2024, and every 3 years thereafter. | CalWORKs/CalFresh | Support | 02/01/2024: Inactive Bill - Died. Pursuant to Article IV, Section 10 (c) of the Constitution. From Committee: Filed with the Chief Clerk to Joint Rule 56 |
| AB 1644 - Medi-Cal: medically supportive food and nutrition services. | 2/17/2023 | This bill does not impact county operations. This bill is regarding establishing a medically supportive food benefit for Medi-Cal customers. | Medi-Cal | Support | 02/01/2024: Inactive Bill - Died. Pursuant to Article IV, Section 10 (c) of the Constitution. From Committee: Filed with the Chief Clerk to Joint Rule 56 |
| SB 870 - Medi-Cal: Managed Care Organization Provider Tax | 2/17/2023 | This bill does not impact county operations. This bill extends the tax on managed care organizations which is used to fund the non-federal share of provider reimbursement. | Medi-Cal | Support | 02/01/2024: Inactive Bill - Died. Returned to Secretary of Senate pursuant to Joint Rule 56. |
| AB 1514: Public Social Services: Student Eligibility | 2/17/2023 | This bill would require that a workgroup is created to provide recommendations for data usage from Free Application for Federal Student Aid (FAFSA) by county welfare departments. The data will then be used to prepopulate applications for students to receive public social services. The workgroup would be comprised of members of County Welfare Directors Association of California. The bill would require those recommendations to be submitted to the Legislature by December 31, 2024. | CalWORKs/CAPI/GR/CalFresh /Medi-Cal | Support | 02/01/2024: Inactive Bill - Died. Pursuant to Article IV, Section 10 (c) of the Constitution. From Committee: Filed with the Chief Clerk to Joint Rule 56 |
| AB 94 - Administration of Public Social Services-Blocked Telephone Calls | 1/9/2023 | This bill would prohibit outgoing calls from displaying a blocked phone number. The bill would impose a state mandated local program. | CalFresh | Watch | 02/01/2024: Inactive Bill - Died. Pursuant to Article IV, Section 10 (c) of the Constitution. From Committee: Filed with the Chief Clerk to Joint Rule 56 |
| AB 435 - Public Social Services: Automated Application Process | 2/6/2023 | This bill would require CalSAWS to accept and process electronic applications for additional cash assistance programs including the Cash Assistance Program for Immigrants (CAPI), the Trafficking and Crime Victims Assistance Program (TCVAP) and Refugee Cash Assistance (RCA). This bill would require that customers have access to apply for these cash assistance programs online by December 1, 2024. This bill would require that automation activities to be prioritized over county initiatives. | CalWORKs/CAPI | Support, if amended | 02/01/2024: Inactive Bill - Died. Pursuant to Article IV, Section 10 (c) of the Constitution. From Committee: Filed with the Chief Clerk to Joint Rule 56 |
| AB 274 - CalWORKS: CalFresh: eligibility: income exclusions | 1/23/2023 | This bill would exempt as income any grant, award, scholarship, loan, or fellowship benefit provided to any CalWORKs assistance unit member and/or CalFresh household for educational purposes. The bill will eliminate the verification requirement of financial aid, expediting the availability of benefits, and may increase student eligibility for CalFresh. | CalFresh | Support | 9/12/2023: Active Bill - In floor process. Ordered to inactive file at the request of Senator Ashby. |

| | | | | | |
|--|-----------|---|---------------------------------|----------------|--|
| SB 600 - California CalFresh Minimum Benefit Adequacy Act of 2023 | 2/15/2023 | This bill would, by January 1, 2025, require the department to establish the CalFresh Minimum Nutrition Benefit (MNB) Program to provide a household with a monthly CalFresh allotment of less than a minimum monthly benefit, established by the bill to be \$50, with an additional state-funded monthly MNB that is equal to the difference between their monthly CalFresh allotment and \$50. The bill would require the department to annually adjust the minimum monthly benefit amount, as prescribed, and would require these benefits to be delivered through the EBT system. By imposing additional duties on counties administering the program, the bill would impose a state-mandated local program | CalFresh | Support | 7/11/2023: Active Bill -In Committee Process. July 11 set for first hearing canceled at the request of author. |
| AB 46 - Personal Income Taxes: Exclusion: Military Services Retirement and Surviving Spouse Benefit Payment Act. | 12/5/2022 | This bill excludes from gross income, under the Personal Income Tax (PIT) Law, uniformed services retirement pay and annuity payments from a United States Department of Defense Survivor Benefit Plan received by qualified taxpayers, as specified. California compared to other states: A significant number of states exclude military retirement pay from being taxed in the state, and California appears to be an outlier. Twenty-seven states do not tax military retirement pay and fourteen states tax military retirement income partially through income exemptions and exclusions. | OMVA | Support | 9/1/2023: Active Bill - In committee: Held under submission. |
| AB 311 - An act to amend Section 18930 of the Welfare and Institutions Code, relating to public social services. | 1/26/2023 | This bill would remove the age limitation of 55 years of age or older for the program if the individual's immigration status is the sole basis for their ineligibility for CalFresh benefits and make any individual eligible for the program if the individual's immigration status is the sole basis for their ineligibility for CalFresh benefits. By extending eligibility for CFAP, which is administered by the counties, this bill would impose a state-mandated local program. | CalFresh | Support | 6/15/2023: Active Bill - In committee: Set, first hearing. Hearing canceled at the request of author. |
| SB 245 - California Food Assistance Program: Eligibility and Benefits | 1/26/2023 | This bill would remove the age limitation of 55 years of age or older and make any individual eligible for the program if the individual's immigration status is the sole basis for their ineligibility for CalFresh benefits. By extending eligibility for CFAP, which is administered by the counties, this bill would impose a state-mandated local program. | CalFresh | Support | 6/20/2023: Active Bill - June 20 set for first hearing canceled at the request of author. |
| SB 260 - CalWORKs: Supportive Services | 1/30/2023 | This bill would include menstrual product costs as a necessary supportive service, and, on and after April 1, 2025, would make a member of an authorized assistance unit who is between 10 and 55 years of age, inclusive, eligible for an unspecified allocation per month to assist with menstrual product costs if they are documented in the case file as female or the county has received verification that a nonfemale member of the household is menstruating. | CalWORKs | Active Support | 9/1/2023: Active Bill - September 1 hearing: Held in committee and under submission. |
| AB 325 - Human Services: Noncitizen Victims | 1/30/2023 | This bill would prohibit the discontinuance of benefits due to a denial of a T or U Visa if the customer is eligible for these benefits on another basis. This bill expands services to noncitizen victims of parental maltreatment, noncitizen children who have been abused, neglected, or abandoned and noncitizens who fear persecution. The bill would add to the categories of eligible customers for the benefits to include individuals who have filed a formal application or petition with the appropriate federal agency for status or relief under the federal Violence Against Women Act. This bill will increase participation for CalFresh and remove barriers to eligibility for noncitizen population. | CalWORKs/CAPI/CalFresh/Medi-Cal | Support | 9/1/2023: Active Bill - In committee: Held under submission. |
| AB 866 - Food Assistance for Nonminor Dependents | 2/14/2023 | The bill would establish a state-funded program to provide food assistance to nonminor dependents who receive Aid to Families with Dependent Children-Foster Care (AFDC-FC) and reside in a supervised independent living placement or a transitional living setting. | CalFresh | Support | 05/08/2024: Active Bill - Re-referred to Committee on Human Services and JUD. |
| AB 1239 - Incarcerated persons: Family Planning, Access, Care, and Treatment Program. | 2/16/2023 | This bill does not impact county operations. This bill requires DHCS to provide a list of family planning providers to jails to share with inmates upon release, no later than 9/1/2025. For purposes of a list of Family PACT Program providers and clinics to assist county jail inmates, with the list being issued to an entity designated by county jails. Under the bill, any assistance provided to inmates would be provided only to the extent that the inmate elects to apply for the program and receive assistance, as specified. | Medi-Cal | Support | 9/14/2023: Active Bill - In Desk process. In Senate. Held at Desk. |
| AB 1393 - Student Aid Commission: California Dream Act applicants: Food Support Pilot Program | 2/17/2023 | The Student Aid Commission establishing the Food Support Program to issue grants to students who meet the eligibility criteria for the California Dream Act. These are students who are non-immigrants, such as DACA, TPS, or U Visa holders who normally would not be eligible to CF to receive a quarterly grant for food, while attending school. | CalFresh | Support | 9/1/2023: Active Bill - In committee: Held under submission. |
| AB 1470 - Medi-Cal: Behavioral Health Services: Documentation Standards | 2/17/2023 | This bill does not impact county operations. This bill requires DHCS to standardize forms including intake and assessment forms, relating to medical necessity criteria, mandatory screening and transition of care tools, and documentation requirements pursuant to CalAIM Terms and Conditions. The bill would require the department to consult with representatives of specified associations and programs for purposes of implementing these provisions. The bill would authorize the department to develop and maintain a list of department-approved nonstandard forms. | Medi-Cal | Support | 9/13/2023: Active Bill - In Senate. Held at Desk. |

| | | | | | |
|--|-----------|--|---|----------------|--|
| SB 819 - Medi-Cal: Certification | 2/17/2023 | This bill does not impact county operations. This bill would additionally exempt from the Medi-Cal enrollment procedures an intermittent site or mobile health care unit that is operated by the above-described government-run license-exempt clinic if that clinic has notified the department of its separate locations, premises, sites, or units. | Medi-Cal | Support | 8/28/2023: Active Bill - Ordered to inactive file on request of Assembly Member Bryan. |
| H.R. 3520: The Veteran Care Improvement Act | 5/18/2023 | This bill will improve the provision of care and services under the Veterans Community Care Program of the Department of Veterans Affairs, and for other purposes. | OMVA | Support | 07/18/2023: Active Bill - Forwarded by Subcommittee to Full Committee (Amended) by Voice Vote. |
| AB 2141 - Cash Assistance Programs: Direct Deposit | 2/6/2024 | This bill would include general assistance benefits amount the cash assistance benefits that may be delivered by direct deposit. It would require for programs providing cash assistance benefits to include information on application regarding the applicant's right to have their funds directly deposited. It would require each county to inform the recipient of that right during their redetermination for eligibility. | CalWORKs, General Relief, and CAPI | Active Support | 05/16/2024: Active Bill - In committee: Held under submission |
| AB 2241 - Public Social Services Reporting and Verification | 2/8/2024 | This bill would, to the extent permitted under federal law, require state and county agencies to accept the reporting by an applicant or recipient of public social services of any lawfully required information, changes, and verification required by law that affect eligibility and benefit amounts, by any means available to the applicant or recipient, including, but not limited to, in person, by telephone, through fax, by email, or by any other electronic means. This bill would require county agencies to meet the specified software security requirements on or before January 1, 2026. This bill would require county agencies to accept reporting by any means available to an applicant or recipient prior to January 1, 2026, if the county agency uses software that meets those requirements. | CalWORKs, CalFresh, Medi-Cal, County Medical Services (CMS), Cash Assistance Program for Immigrants (CAPI), and General Relief (GR) | Active Support | 05/23/2024: Active Bill - In Senate. Read first time. To com. on RLS for assignment. |
| AB 2452 - CalWORKs-Supportive Services | 2/13/2024 | This bill will remove the regional market rate and set a standard allotment of \$100 to be issued in advanced for the current month and months thereafter if they are participating in an assigned WTW activity. If the actual cost of transportation for a month exceeds \$100, the customer shall be issued a supplemental payment for the amount over \$100 within 10 days. In addition, transportation cost, include cost for transportation of children if needed for the participant to participate in work activities. | CalWORKs | Active Support | 0/23/2024: Active Bill - In Senate. Read first time. To com. on RLS for assignment. |
| SB 1396 - CalWORKs Home Visiting Program | 2/16/2024 | This amendment would: Extend high-quality, evidenced-based, culturally competent home visiting services to pregnant people, parents or caretaker relatives, tribal families, and children, for at least 24 months, and not to exceed the duration of the applicable home visiting program model. Change previous language to "extend those provisions to apply to children for at least 24 months and not to exceed the duration of the applicable home visiting program". The previous language regarding "apply to children from 24 months and not to exceed the child's 5th birthday" has been removed. Authorize a voluntary participant whose participation would otherwise be terminated because the participant no longer meets CalWORKs income, eligibility, or need criteria to continue through the duration of the home visiting program or for up to an additional 12 months, whichever is longer. | CalWORKs | Active Support | 05/28/2024: Active Bill - In Committee Process. Referred to Committee on Human Services |
| SB 1016 - Latino and Indigenous Disparities Reduction Act | 3/18/2023 | This bill will no longer be an impact to the CalFresh program. This amendment removes responsibility from CalFresh in capturing data on Latino and Indigenous people. | CalFresh | Active Support | 05/22/2024: Active Bill - In assembly. Read first time. Held at Desk. |
| AB 2033 - Public, Postsecondary Education, EBT Cards, Basic Needs Services and Resources | 3/19/2024 | This bill would require, on or before September 1, 2025, each campus of the California Community Colleges and each campus of the California State University, and request each University of California campus, to identify and apply for at least one general store or a store that sells food on campus to become an authorized retail food store under SNAP and, if approved, ensure the store or stores accept the use of EBT cards, as specified. To the extent that the bill would impose new duties on community college districts, it would impose a state-mandated local program. This bill contains other related provisions and other existing laws. | CalFresh and CalWORKs | Active Support | 05/29/2024: Active Bill - In Committee Process. Referred to committees on Education and Human Services. |
| SB 1355 - Medi-Cal: In-Home Supportive Services: Redetermination | 2/16/2024 | This bill would change the Medi-Cal redetermination period for In-Home Supportive Services recipients from one year to three. IHSS recipients would be continually eligible for Medi-Cal for three years unless deceased, out of state, or the original eligibility was in error or based on fraud. The implementation would be dependent on federal approval and financial participation, appropriation of funding by the legislature, and system programming. | Medi-Cal | Active Support | 05/16/2024: Active Bill - In Committee Process. May 16 hearing: Held in committee and under submission |
| AB 3156 Medi-Cal: Managed Care Plans | 2/16/2024 | This bill would express the intent of the legislature to exempt Medi-Cal eligible or dual Medicare and Medi-Cal eligible customers who use Medi-Cal as a secondary form of health coverage from mandatory enrollment in a managed care plan if they receive services from regional center | Medi-Cal | Active Support | 05/24/2024: Active Bill - Pending Referral: In Senate. Read first time. To Committee on RLS. for assignment. |

| | | | | | |
|---|-------------------------------|--|-------------------------------------|----------------------|---|
| SB 333 - Homeless Pupils: California Success, Opportunity, and Academic Resilience (SOAR) Guaranteed Income Program | 2/7/2023 (Amended 04/01/2024) | <p>This bill would require the State (California) Department of Social Services (CDSS) to establish the SOAR GIP. SOAR would provide homeless youth enrolled in public schools that are in grade 12 to receive \$1,000 per month for 5 months from April 1, 2025, to August 1, 2025, if they choose to enroll in SOAR. SOAR GIP income would be exempt as income and resources for determining eligibility to CalWORKs, Cash Assistance Program for Immigrants (CAPI), General Relief, and CalFresh.</p> <p>The bill would require the state department or agency that administers the programs to approve an exemption or waiver or to seek one from the federal government. If the state fails to receive the necessary federal exemption or waiver, the bill will authorize the State Department to consider alternatives to prevent adverse consequences for California SOAR GIP participants.</p> | CalWORKs/CAPI/GR/CalFresh /Medi-Cal | Active Support | 05/13/2024: Active Bill - In Committee Process. From committee with author's amendments. Read second time and amended. Re-referred to committee on education. |
| SB 1415 | 5/16/2024 | <p>This bill would as of 1/1/26 or when automation is in place: For the purposes of determining the family's total monthly household income for permanent housing assistance, require the county human services agency to include any amount that is or will be regularly received from other government and nonprofit housing and homeless subsidy programs and any regularly received private support intended or designed to help the family with housing. Require the county to refer the assistance unit to any other homeless assistance services provided under the CalWORKs program and would authorize the county to give priority to the assistance unit for those services. Clarify that the standard payment of \$175 to \$500 per semester or quarter to a CalWORKs eligible individual who is participating full time or part time in an educational activity at a publicly funded or nonprofit postsecondary educational institution, as specified, for the purpose of paying costs associated with attending that institution is considered a standard payment for books, computers, and other college supplies.</p> | CalWORKs | Active Support | 05/24/2024: Active Bill - Pending Referral: In Assembly. Read first time. Held at Desk. |
| SB 9 - Raising the Age for Extended Foster Care Pilot Program Act of 2023 | 12/5/2022 | This bill would expand the dependency and jurisdiction of the juvenile court to the age of 22 years if the court finds that the NMD is experiencing homelessness or is at risk of homelessness (if not under the jurisdiction of the juvenile court). This bill would also expand the age limit for NMDs to be eligible for cash aid to the age of 22. The provisions of this bill would increase the number of customers who qualify for NMD CalWORKs aid. | CalWORKs | Support, if amended | 6/27/2023: Active Bill - From committee: Do pass and re-refer to Com. on APPR. with recommendation: To consent calendar. (Ayes 11. Noes 0.) (June 27). Re-referred to Com. on appropriations. |
| SB 85 - Immigration – Case Management and Social Services | 1/13/2023 | This bill would reallocate state funds in order to expand the Reception and Placement Program (commonly known as R&P in California) for refugees and asylees. The reallocated funding would allow recipients of the funding to provide an additional 90 days of state funded R&P case management services to refugees and asylees. Because San Diego is a refugee impacted county, San Diego RAs are likely to be eligible for the reallocation of funds from nonimpacted counties. There will be no additional funding allocated for this program extension and the funding will only be available subject to appropriation. As such, this bill would not impact Self-Sufficiency Services staffing or workload. | Self-Sufficiency Services HHS | Watch | 04/29/2024: Active Bill - Referred to Committee on Human Services. |
| SB 242 - California HOPE for Children Trust Account Program | 1/25/2023 | The bill would require eligibility workers to not consider California Hope, Opportunity, Perseverance, and Empowerment (HOPE) Trust accounts as property for the purposes of determining eligibility for means tested social services programs such as Medi-Cal, CalWORKs, CalFresh, General Assistance, Medi-Cal, Kinship Guardianship Assistance Payment, Adoption Assistance Program (AAP), and Cash Assistance Program for Immigrants (CAPI). | CalWORKs/CAPI/GR/CalFresh /Medi-Cal | Support, if amended | 6/8/2023: Active Bill - In Committee. From committee with author's amendments. Read second time and amended. Re-referred to Committee on Human Services. |
| AB 310 - CalWORKs | 1/26/2023 | This bill would reduce current workload regarding CalWORKs school attendance, deprivation and immunization as it would eliminate the deprivation rule that decreases CalWORKs benefits for school attendance if a child in the AU who is age 16 or over is not attending school or participating in Welfare-to-Work or immunization penalty if the children under the age of 6 is not up to date with their immunizations. | CalWORKs | Support, if amended | 6/27/2023: Active Bill - In committee: Set, first hearing. Hearing canceled at the request of author. |
| AB 564 - Medi-Cal Enrollment | 2/8/2023 | The bill requires the Department of Health Care Services to allow applicants and providers to submit to submit electronic signatures for all enrollment forms, including, but not limited to, claims and remit forms, in the Medi-Cal program. | Medi-Cal | Watch | 6/14/2023: Active Bill - Referred to Com. on Health. |
| AB 596 - Early Learning and Care: Rate Reform | 2/9/2023 | The bill would require the Department of Social Services, in collaboration with the California Department of Education, to develop alternative methodology to calculate subsidy payment rates for child care and development programs and services. | CalWORKs | No Analysis Attached | 9/1/2023: Active Bill - In committee: Held under submission. |
| SB 491 - Public Social Services: County Departments | 2/14/2023 | This bill would require counties to develop and implement a program to ensure residents without a permanent mailing address have a place to receive and pick-up all government related (includes city, county, state, federal, and contracted agencies) mail. The bill does not provide detail on how it should be implemented. | CalWORKs/CAPI/GR/CalFresh /Medi-Cal | Watch | 9/1/2023: Active Bill - September 1 hearing: Held in committee and under submission. |

| | | | | | |
|---|-----------|--|--|---------------------|--|
| AB 2150 - Public Social Services: Higher Education | 2/6/2024 | This bill would require for the county Human Services agency to receive input from the basic needs director and coordinators from public institutions of higher education, and stakeholders to develop protocols for engagement between the county and the institutions of higher education. The California Department of Social Services (CDSS) is to consult, develop and facilitate a training to be available to basic needs directors, basic needs staff on campus as well as eligibility workers on topics related to student eligibility determination for public social services. CDSS would convene a quarterly | CalFresh/CalWORKs/Medi-Cal/CAPI/General Relief | Support, if amended | 05/16/2024: Active Bill - In committee Process. In Committee: Held under submission. |
| AB 2224 - Human Services: Special Immigrant Juvenile Status | 2/7/2024 | The bill has been amended to strike out the provision pertaining to human services and eligibility to public social and health care services for individuals who have filed a petition with USCIS for Special Immigrant Juvenile Status (SIJS) or have received a judicial determination enabling them to file the petition for SIJS. The amendment inserts provisions pertaining to court orders and guardianship for individuals with SIJS. The bill no longer has any impact on CalFresh, CalWORKS, or Medi-Cal. | CalFresh/CalWORKs/Medi-Cal | Support, if amended | 05/24/2024: Active Bill: In Senate. Read first time. To committee on RLS for assignment. |
| AB 2263 - The California Guaranteed Income Study and Funding Act | 2/8/2024 | This bill will establish the Guaranteed Income Study and Funding Act Coordinating Council that will consist of 6 appointees from specific departments. The bill will require the council to attain the following objectives: 1. Determine what administrative capacity, infrastructure and data sharing across state and local agencies are necessary to implement a long term, permanent statewide guaranteed income program. 2. Examine the feasibility and challenges of scaling up permanent guaranteed income programs to reach socially and economically vulnerable populations, focusing on regions with a high cost of living. 3. Explore funding mechanisms and revenue sources that can support the expansion of permanent guaranteed income programs and ultimately redistribute wealth. 4. Establish data driven approach to identify priority populations, taking into consideration social, gender, economic and racial disparities in California to ensure the guaranteed income program targets those most in need and most affected by these disparities. The bill would also require on or before July 1, 2026, the Legislature and the Governor to appoint 11 members to a steering committee to provide technical assistance to and approve recommendations by the Guaranteed Income Study and Funding Act Coordinating Council. The bill would require on or before July 1, 2027, the council to seek to obtain specified goals, including local, state and federal resources, benefits and services that seek to prevent and end poverty in California and create a data | CalWORKs, CalFresh, Medi-Cal, CAPI, GR | Watch | 05/24/2024: Active Bill - Pending Referral. In Senate. Read first time. To Committee on RLS. for assignment. |
| SB 1107 - Public Social Services: County Departments: Mail Programs | 2/13/2024 | This bill would require county human services agencies that administer public benefits to develop and implement a program that allows residents experiencing homelessness, if they opt in, to receive and pick-up all government related (city, county, state, federal, tribal government, and contracted agencies) mail at a place designated by the county. The county would be required to provide program participants with information regarding the pick-up location including the hours of operation. Counties would be encouraged to expand upon these standards by holding all types of mail for customers experiencing homelessness, providing various mail pick-up points, and informing them when they have mail. | CalWORKs, CalFresh, CAPI, GR, CMS, and Med-Cal | Support, if amended | 05/16/2024: Active Bill - In Committee Process. May 16 hearing: Held in committee and under submission |
| AB 1968 - CalFresh: enrollment for senior citizens | 1/30/2024 | This bill would require the California Department of Social Services (CDSS) to create a system to automatically enroll qualifying individuals who meet the eligibility requirements to Supplemental Security Income/State Supplementary Payment (SSI/SSP) or Cash Assistance Program for Immigrants (CAPI), in CalFresh or California Food Assistance Program (CFAP). Eligibility workers would be required to contact qualifying individuals and notify them of their estimated potential CalFresh/CFAP benefit amount and assist them in applying for the benefits to establish eligibility. CDSS would be required to seek a waiver from the United States Department of Agriculture in order to implement the requirements of the bill. The bill would take effect January 1, 2026, or after the automatic enrollment process takes effect, whichever is sooner. | CalFresh | Support, if amended | 05/16/2024: Active Bill - In Committee: Held under submission |
| AB 2654 - Disbursements: Fraud | 3/21/2024 | This bill was amended on 04/18/2024; under new name Political Reform Act of 1974: nondisclosure agreements. This bill would prohibit lobbyist and certain public officials and employees from entering into a nondisclosure agreement relating to the drafting, negotiation, discussion or creation of legislation. The bill does not seem to affect Social Services | | Watch | Amended in Assembly 04/18/2024. Under new title Political Reform Act of 1974: nondisclosure agreements. In Committee: Set, first hearing. Failed passage. Reconsideration granted. |
| AB 2795 - CalWORKs Indian Health Clinic Program | 3/21/2024 | This bill would amend section 10553.15- Funding the Indian Health Clinic. Designate that funding authorization for Indian health clinics as the CalWORKs Indian Health Clinic Program. Require the department to provide semiannual prospective payments to a grantee under the program equal to no more than 90% of the total grant amount during a 12-month fiscal year. Require the grant payments to be contingent upon a written request for payment from the grantee, and the submission by the grantee, and the approval by the department, of specified progress reports and budget expenditure reports. Require the department to retain the final payment, pending satisfactory submission by the grantee of all progress reports required by the grant, budget expenditure reports, and an annual reconciliation report for the grant year, as specified. | CalWORKs | Watch | 05/23/2024: Active Bill - Pending Referral. In Senate. Read first time. To committee on RLS. for assignment. |

| | | | | | |
|--|-----------|---|----------|---------------------|--|
| AB 2415 - Cash Assistance for Aged, Blind, and Disabled Immigrants | 3/19/2024 | This bill would extend eligibility to aged, blind, and disabled customers regardless of immigration status, provided they meet program criteria. It also exempts certain individuals from having to apply for SSI benefits to receive assistance. The bill's enactment is subject to funding, and it would increase county responsibilities, constituting a state-mandated local program. | CAPI | Support, if amended | 05/16/2024: Active Bill - In committee Process. In Committee: Held under submission. |
| SB 1289 - Medi-Cal County Call Centers Data | 2/15/2024 | This bill requires The Department of Health Care Services (DHCS) to establish statewide minimum standards for county call center metrics including, but not limited to call volume, average wait times by language, call answer rate, call abandonment rate, maximum wait times, total handle time, disconnects, calls resolved by interactive voice response, callbacks, and calls disconnected during high-call-volume periods. These standards must match regular industry call center standards and be added to regulation by 7/1/2026. Counties would begin collecting and submitting the metrics starting 4/1/2025 (and each quarter thereafter) and the state will compile and publish a report with identified challenges and targets or standards for improvement publicly by 5/15/2025. | Medi-Cal | Watch | 05/28/2024: Active Bill - In Committee Process: Referred to Committee on Health. |

ITEM #6: UPDATE ON PHE LIFT FOR PUBLIC ASSISTANCE PROGRAMS, WAIVERS, ENROLLMENT, SERVICE DELIVERY, DATA

*Assmaa Elayyat, Deputy Director, Self-Sufficiency Services
Health and Human Services Agency (HHS)*



CalFresh Overview

Program Flexibilities & Waivers

- Update on the following waivers granted by the Food and Nutrition Services (FNS):
 - Initial application and recertification interviews **expired on April 1, 2024**
 - Quality control face to face interviews September 30th, 2024
 - Able Bodied Adults Without Dependents – CA waiver extended through October 31, 2024
 - This is a two-year waiver based on 36 months of unemployment data from the Bureau of Labor Statistics from the period of August 2019 – July 2022
 - Reinstatement waiver extended from July 1, 2022 through June 30, 2027



CalFresh Overview

Additional Updates

- New EBT phone application, ebtEDGE, launched on November 10th
- The app helps facilitate self-service and includes security features:
 - Biometric access
 - Freeze & unfreeze card
 - Block transactions
 - Card replacement
 - Change pin



EBT Skimming and Scamming

Awareness Efforts

- Self-Sufficiency Services (SSS) has been working with the County Media Center on messaging to help protect customers from EBT theft
- Google Ads with the following information/reminders have been implemented
 - Avoid EBT scams
 - Protect your EBT card
 - Report EBT fraud
 - Protect your EBT benefits
 - Prevent EBT fraud



EBT Skimming and Scamming

Google Ad Descriptions

- Get the information you need to know about EBT theft
- You must report the theft within 90 days
- San Diego County will never ask for your PIN or EBT card number
- EBT theft is on the rise, learn how to protect your benefits
- Don't share your EBT card number or PIN with anyone



Sample Ads

A mobile advertisement for reporting EBT fraud. At the top, a red stamp reads "SCAM ALERT". Below it is a graphic of a smartphone showing an incoming call from an "Unknown Number". A red speech bubble points to the phone with the text "We need your card number and PIN." Below the phone graphic are "Decline" and "Accept" buttons. At the bottom of the ad, the text reads "Report EBT Fraud" and "Get the information you need to know about Electronic Benefits Transfer theft." There are "Close" and "Open" buttons at the very bottom.

A mobile advertisement titled "Protect Your EBT Card". The main text says "Don't share your EBT card number or PIN with anyone. Click here to learn more." with a blue arrow button pointing right. The ad is attributed to "County of San Diego" and includes a small information icon in the top left corner.

A mobile advertisement titled "Protect your EBT Benefits". The main text says "EBT theft is on the rise, learn how to protect your benefits." and is attributed to "County of San Diego". The ad features a top image of a hand holding a smartphone with a "SCAM ALERT" warning. At the bottom, there are "Close" and "Open" buttons.



Medi-Cal Overview

PHE Unwinding Waivers

- Stable income waiver – eliminates the need to verify stable income sources during renewal (Social Security, retirement, disability, etc.)
- Zero income waiver – redetermination can be completed when no income information is available/verified so long as customer is reporting zero income and no income inconsistencies are flagged on the case
- 100% Federal Poverty Level (FPL) income waiver – redetermination can be completed without verification if income is below 100% FPL and no income inconsistencies are flagged on the case



BenefitsCal

County Opt-in Features Update

- BenefitsCal features that San Diego has opted into that are currently in use: Interview Nudge, General Relief application, EBT/BIC replacement, VITA, Disaster CalFresh (when DCF is active), Click to Chat and Call Me
- BenefitsCal feature that San Diego has not opted-in to: Two-Way Messaging



MONTHLY UPDATES





ELIGIBILITY SERVICES BY THE NUMBERS...

June 2024 (Data Month: May 2024)

PARTICIPANTS

- **CalFresh:** 398,332 recipients, up 5.81% from last year.
 - 130,541 child recipients (0-18), up 3.00% from last year.
 - 96,287 senior recipients (60+), up 10.38% from last year.
- **CalWORKs:** 51,348 recipients, up 10.00% from last year.
 - 37,061 child recipients (0-18), up 10.65% from last year.
 - Welfare-to-Work: 13,995 participants, up 10.08% from last year.
- **CMS:** 9 CMS recipients, no change from last year.
- **General Relief:** 5,439 recipients, up 29.32% from last year.
- **Medi-Cal:** 971,549 recipients, down 7.46% from last year.
 - 323,624 child recipients (0-18), down 4.25% from last year.
 - 18,504 Medi-Cal Expansion Over 50 Years.

| Program | Cases | Recipients | % Change in Recipients | | Unduplicated Number of Recipients (May 2023–May 2024) |
|----------------|----------------|------------------|------------------------|---------------|---|
| | | | Previous Month | Previous Year | |
| CalFresh | 236,328 | 398,332 | 0.47% | 5.81% | 539,417 |
| CalWORKs | 17,821 | 51,348 | 1.14% | 10.00% | 70,099 |
| CMS | 9 | 9 | -35.71% | 0.00% | 41 |
| General Relief | 5,419 | 5,439 | 1.44% | 29.32% | 14,333 |
| Medi-Cal | 552,360 | 971,549 | -0.42% | -7.46% | 1,140,105 |
| Total | 811,937 | 1,426,677 | -0.11% | -3.42% | 1,249,117** |

*Recipients include 375,200 under ACA Medicaid Coverage Expansion.

The number of **unduplicated recipients for **all** programs.

PROCESSING

| Applications Registered | | |
|-------------------------|---------------|----------------|
| Program | May 2024 | FYTD |
| CalFresh | 19,278 | 228,844 |
| CalWORKs | 2,547 | 28,933 |
| CMS | 44 | 383 |
| General Relief | 3,758 | 39,718 |
| Medi-Cal | 13,894 | 147,614 |
| Total | 39,521 | 445,492 |

| Renewals Generated | | |
|--------------------|---------------|----------------|
| Program | May 2024 | FYTD |
| CalFresh | 9,523 | 115,395 |
| CalWORKs | 1,046 | 14,857 |
| CMS | 4 | 26 |
| General Relief | 115 | 1,206 |
| Medi-Cal | 48,530 | 558,502 |
| Total | 59,218 | 689,986 |

| Periodic Reports Generated | | |
|----------------------------|---------------|----------------|
| Program | May 2024 | FYTD |
| CalFresh | 14,367 | 160,886 |
| CalWORKs | 1,697 | 16,126 |
| General Relief | 0 | 5 |
| Medi-Cal | 41 | 281 |
| Total | 16,105 | 177,298 |

| Documents Imaged | |
|------------------|-----------|
| May 2024 | FYTD |
| 332,932 | 3,848,670 |

| Tasks Created | |
|---------------|-----------|
| May 2024 | FYTD |
| 523,080 | 6,191,941 |

ACCESS CUSTOMER SERVICE CENTER

| Customer Service | | | | |
|-------------------|----------|----------|--------|-----------|
| Month | May 2023 | May 2024 | Change | FYTD |
| Total Calls | 174,681 | 195,450 | 20,769 | 2,802,423 |
| Abandoned | 5,820 | 1,799 | -4,021 | 189,864 |
| Average Wait Time | 3:06 | 0:26 | -2:40 | 3:35 |

| Community Based Organization (CBO) | | | | |
|------------------------------------|----------|----------|--------|--------|
| Month | May 2023 | May 2024 | Change | FYTD |
| Total Calls | 5,903 | 6,814 | 911 | 72,245 |
| Abandoned | 147 | 82 | -65 | 2,352 |
| Average Wait Time | 3:18 | 1:16 | -2:02 | 3:52 |

| Emails Received | |
|-----------------|--------|
| May 2024 | FYTD |
| 2,482 | 26,916 |

FAMILY RESOURCE CENTER VISITS

| Month | May 2023 | May 2024 | Change | FYTD |
|--------------------------|----------|----------|--------|---------|
| Total Tickets Issued | 35,815 | 50,447 | 29% | 535,939 |
| Average Wait Time (min.) | (*-) | (*-) | N/A | |

* Due to COVID-19 Waivers, Avg time is not available for May 2024

Processing Timeliness Applications, Periodic Reports, and Renewals

CalFresh

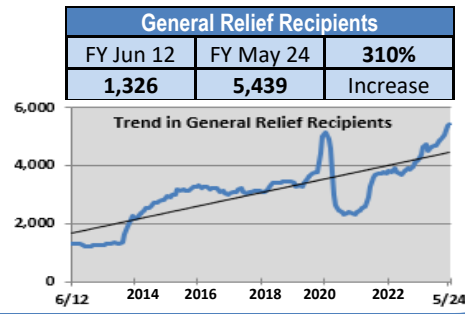
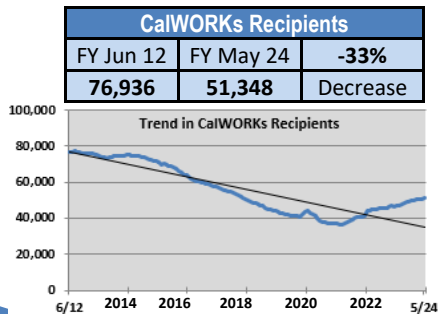
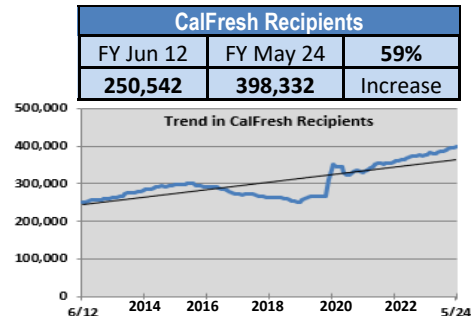
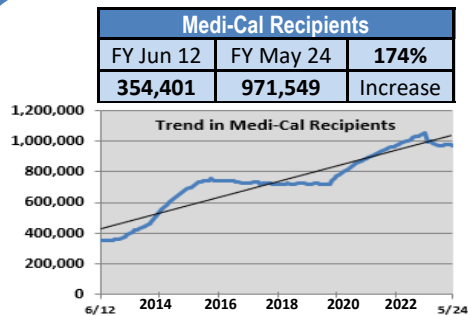
- Regular Applications: State required days to disposition = 30 Days
 - San Diego = 19 Days
- Expedited Applications: State required days to disposition = 3 Days
 - San Diego = 2 Days
- Semi-Annual Reporting Timeliness = 96%
- Annual Renewal Timeliness = 92%

CalWORKs

- Regular Applications: State required days to disposition = 45 Days
 - San Diego = 17 Days
- Immediate Need: State required days to disposition = 1 Day
 - San Diego = 3 Days
- Semi-Annual Reporting Timeliness = 97%
- Annual Renewal Timeliness = 93%

Medi-Cal

- Regular Applications: State required days to disposition = 45 Days
 - San Diego = 22 Days
- Annual Renewal Timeliness = 89%



Office of Military and Veterans Affairs (OMVA) Data Tracker *

| OMVA Service Delivery | May 2024 | FYTD |
|--|----------|--------|
| Calls Received | 4,197 | 30,573 |
| Calls Received- Average Wait Times | 2:29 | 1:38 |
| In-Person Customer Visits | 2,871 | 17,136 |
| Driver's License Applications | 75 | 1,102 |
| License Plate Applications | 607 | 5,431 |
| College Fee Waiver Applications | 939 | 2,885 |
| VA Claim Appointments Made | 113 | 1,707 |
| VA Claim Appointments Wait Time (Days) | 17 | 11 |
| Community Events | 9 | 110 |
| Contacts Made at Community Events | 171 | 4,756 |

* New data metrics as of 10/2023


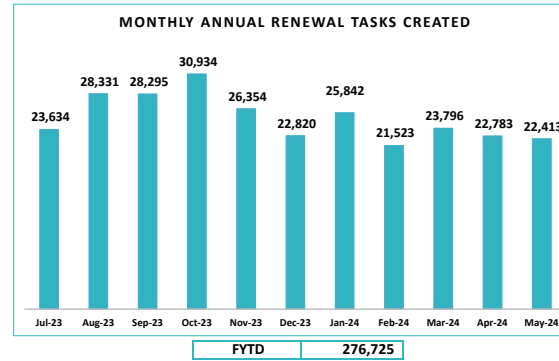
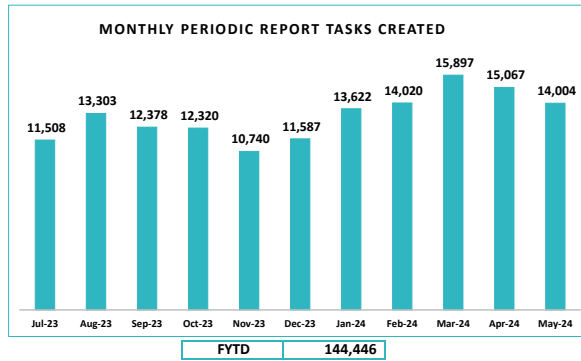
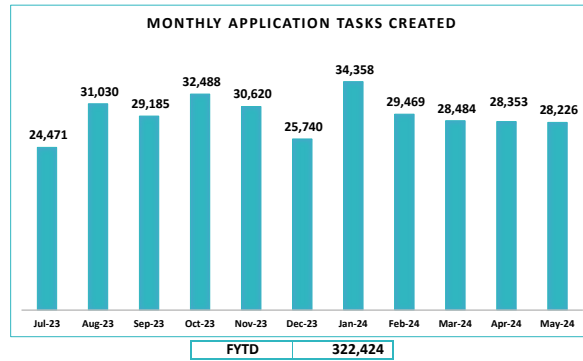
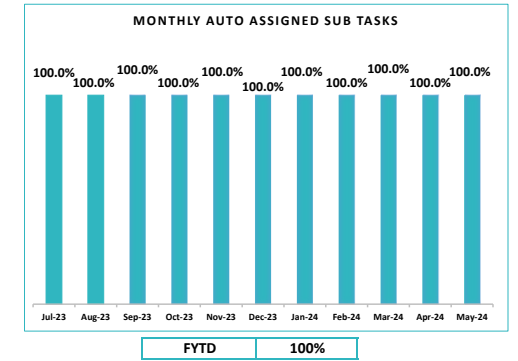
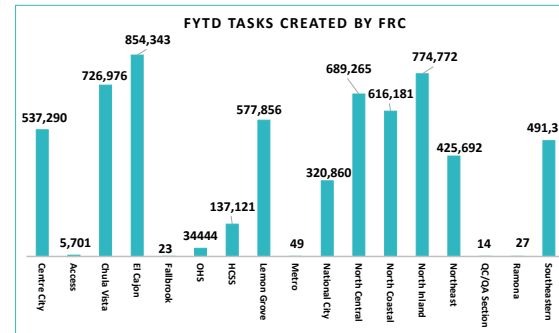
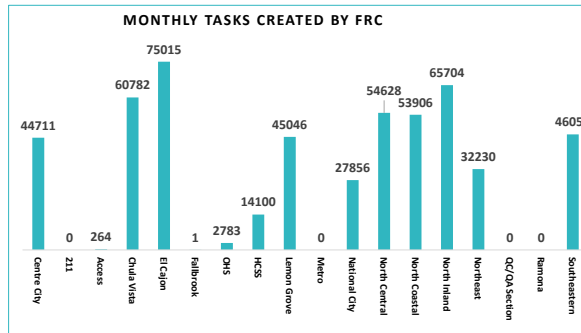
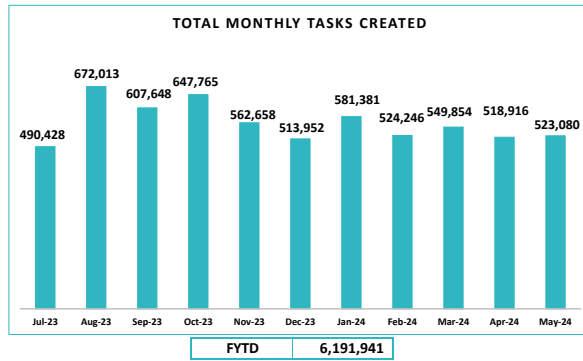


Monthly Self-Sufficiency Services Performance Dashboard (FY 23/24)

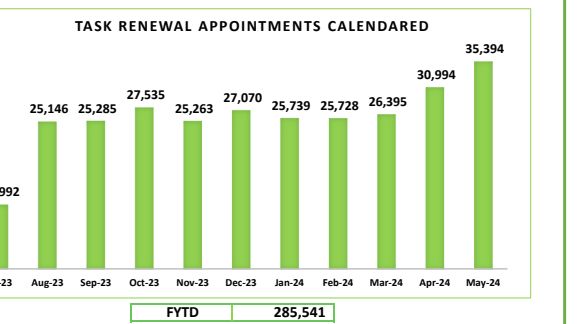
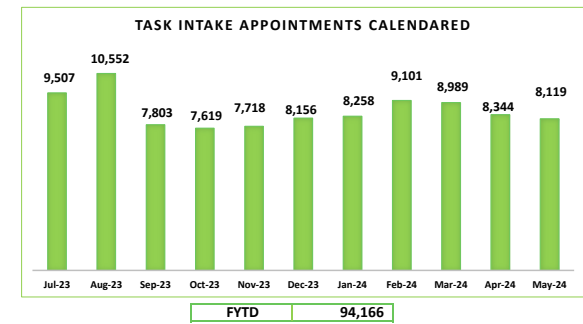
San Diego County

Data Month : May 2024

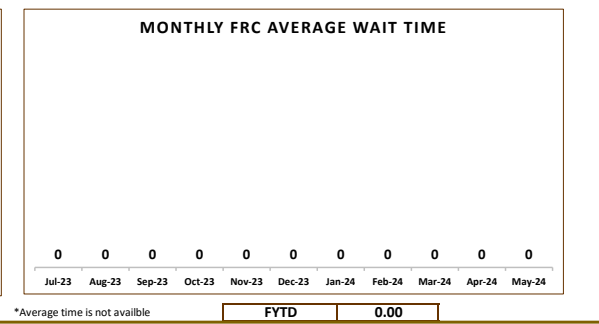
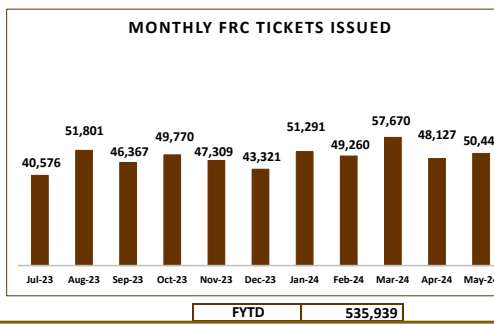
CalSAWS Tasks Created



MONTHLY CALSAWS CALENDARED APPOINTMENTS

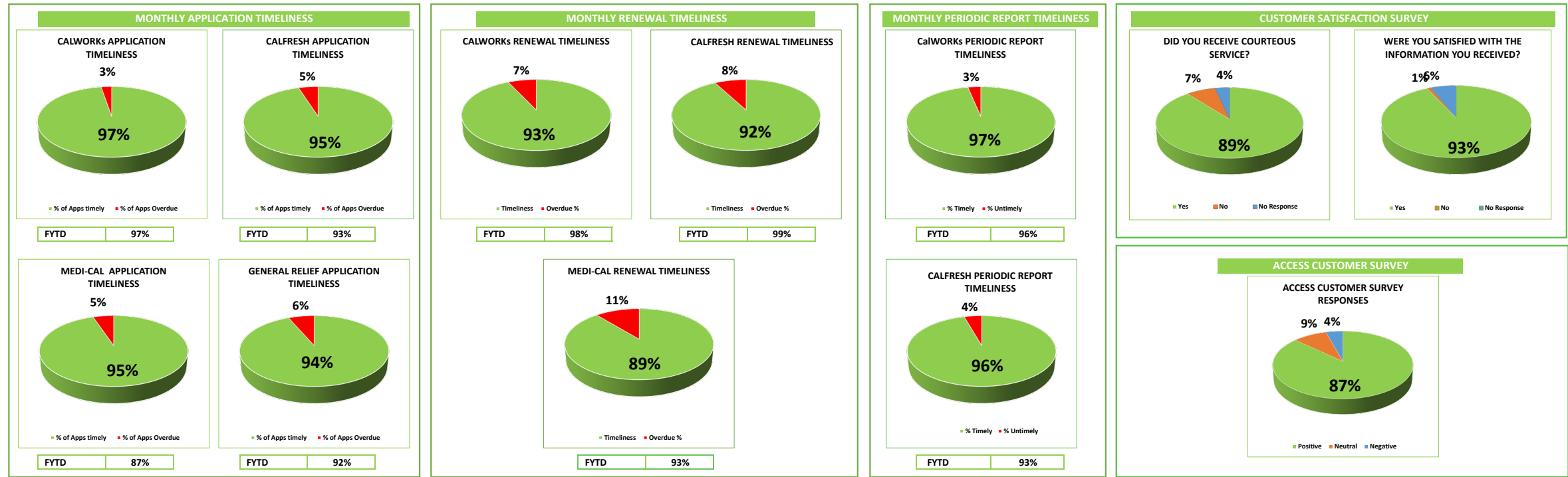


LOBBY MANAGEMENT

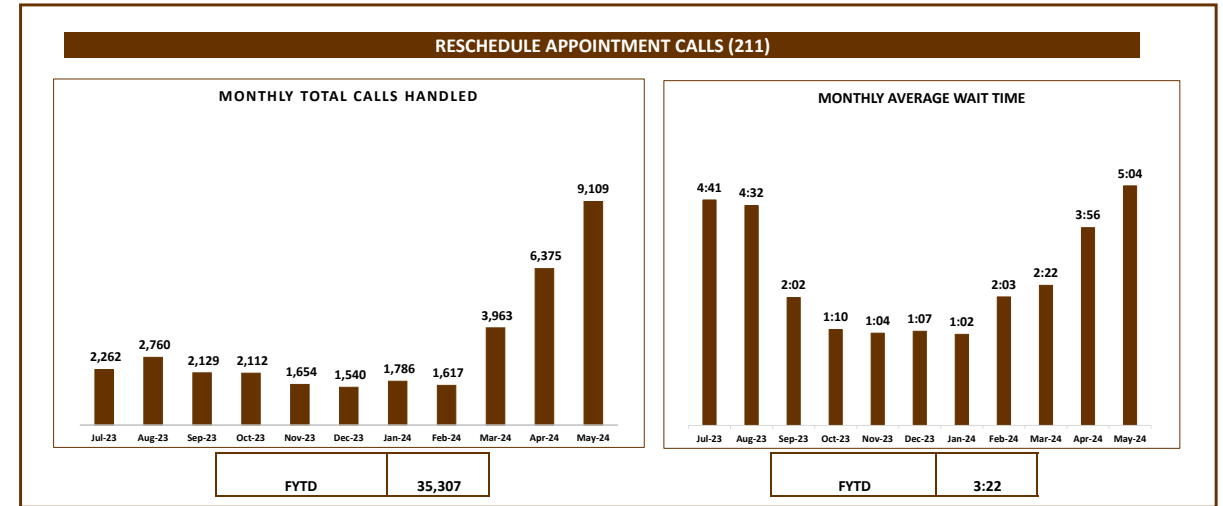
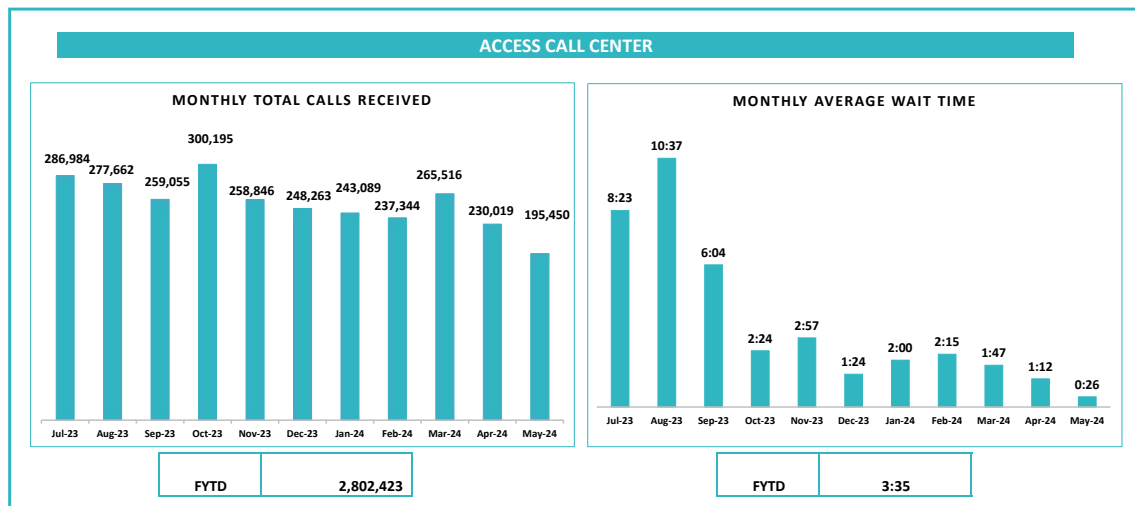


*Average time is not available

CASE PROCESSING PERFORMANCE (CALSAWS)



ACCESS CALL CENTER





Community Based Organizations CalFresh Referrals

07/2023-05/2024

| CBO | HCS Outstation Staff/VN | CalFresh Application Referrals by Application Status | | | | | Total | | | |
|---|-------------------------|--|-----------|---------------|------------|---------------|------------|---------------|------------|----------------|
| | | Pending | Approved | Denied | Ineligible | | | | | |
| Code for America | | 4,837 | 45,724 | 40% | 10,300 | 33% | 26,081 | 27% | 114,972 | |
| 211 San Diego | | 200 | 3% | 3,627 | 51% | 1,621 | 24% | 5,454 | 6,778 | |
| Family Health Centers of San Diego | | 82 | 6% | 684 | 46% | 420 | 29% | 282 | 1,477 | |
| La Maestra Community Health Centers | | 63 | 5% | 611 | 48% | 341 | 25% | 700 | 1,318 | |
| Scopus Health | Y | 15 | 3% | 281 | 48% | 130 | 23% | 150 | 582 | |
| San Ysidro Health | Y | 34 | 6% | 278 | 52% | 132 | 25% | 88 | 376 | |
| Visa Community Clinic | | 20 | 6% | 205 | 44% | 138 | 30% | 94 | 468 | |
| Sharp Health | Y | 18 | 6% | 122 | 41% | 100 | 36% | 52 | 276 | |
| Hongo Stan CalFresh Grant | | 0 | 1% | 206 | 85% | 18 | 7% | 16 | 276 | |
| Coza Partner | | 10 | 5% | 78 | 40% | 70 | 40% | 29 | 186 | |
| TriadCare | | 20 | 12% | 89 | 40% | 53 | 31% | 31 | 193 | |
| Benita Family Healthcare Center | | 4 | 3% | 41 | 51% | 44 | 28% | 26 | 139 | |
| Jewish Family Service | | 7 | 4% | 85 | 50% | 41 | 28% | 25 | 159 | |
| Neighborhood Health Care | | 9 | 7% | 67 | 50% | 41 | 33% | 14 | 131 | |
| Indian Health Council Inc | | 6 | 6% | 67 | 66% | 20 | 20% | 9 | 102 | |
| Chula Vista Community Collaborative | | 3 | 3% | 50 | 51% | 31 | 31% | 15 | 99 | |
| UCSD Medical Center | Y | 2 | 5% | 18 | 42% | 14 | 33% | 9 | 210 | |
| Interfaith Community Services | | 1 | 8% | 8 | 20% | 17 | 47% | 12 | 46 | |
| Rady Childrens Hospital | Y | 1 | 3% | 9 | 24% | 18 | 49% | 9 | 24% | |
| Southern Indian Health Council Inc | | 1 | 14% | 20 | 56% | 1 | 54% | 6 | 27 | |
| MtAlister Institute South Bay Regional Recovery | | 1 | 3% | 18 | 55% | 6 | 21% | 6 | 29 | |
| San Ysidro Health Center | | 2 | 7% | 11 | 45% | 8 | 28% | 6 | 21% | |
| Reynolds Community Center | | 1 | 4% | 10 | 57% | 8 | 38% | 1 | 4% | |
| Bonfiglio Health | | 1 | 5% | 8 | 40% | 6 | 30% | 5 | 25% | |
| South Bay Community Services | | 0 | 0% | 40% | 2 | 37% | 9 | 40% | 46 | |
| San Diego Unified School District | | 1 | 5% | 10 | 53% | 6 | 32% | 2 | 11% | |
| Tri City Medical Center | Y | 0 | 0% | 13 | 88% | 1 | 18% | 3 | 16% | |
| Woodland Social | | 0 | 0% | 10 | 56% | 2 | 13% | 6 | 29% | |
| Catholic Charities Diocese of San Diego | | 0 | 0% | 7 | 41% | 7 | 41% | 3 | 18% | |
| Catholic Charities Diocese of San Diego - Homeless Services | | 0 | 0% | 5 | 29% | 8 | 47% | 4 | 24% | |
| Union of Pan Asian Communities | | 0 | 0% | 9 | 53% | 6 | 32% | 2 | 17% | |
| Visa Community Clinic The Gray Center | | 1 | 6% | 10 | 63% | 1 | 31% | 0 | 16 | |
| Community Resources Center | | 0 | 0% | 31% | 1 | 31% | 0 | 18% | 13 | |
| Mexico Community Ministries Inc | | 0 | 0% | 46% | 1 | 8% | 6 | 46% | 13 | |
| Meridian Health Systems Tulum - Atlanta Wellness Center | | 0 | 0% | 7 | 64% | 2 | 18% | 2 | 18% | |
| San Diego Family Care | | 0 | 0% | 1 | 9% | 1 | 5% | 4 | 11 | |
| San Diego Food Bank | Y | 0 | 0% | 1 | 45% | 1 | 45% | 1 | 9% | |
| Somali Relief Association of America | | 1 | 10% | 1 | 10% | 4 | 40% | 4 | 10% | |
| Community Research Foundation | | 0 | 0% | 11% | 0 | 3% | 2% | 3 | 9% | |
| Transforteras | | 0 | 0% | 1 | 11% | 7 | 78% | 1 | 11% | |
| Capital Comprehensive Treatment Center | | 0 | 0% | 3% | 4 | 2% | 3% | 3 | 16% | |
| Micobeta | | 0 | 0% | 4 | 50% | 1 | 38% | 1 | 13% | |
| San Diegoans for Healthcare Coverage | Y | 0 | 0% | 6 | 75% | 1 | 13% | 1 | 13% | |
| Center Star ACT | | 0 | 0% | 1 | 43% | 0 | 31% | 2 | 29% | |
| Deaf Community Services of San Diego | | 0 | 0% | 1 | 29% | 1 | 14% | 4 | 27% | |
| Shoreline Community Services | | 0 | 0% | 4 | 57% | 2 | 29% | 1 | 14% | |
| Micobeta Collab | | 0 | 0% | 4 | 17% | 17% | 67% | 0 | 17% | |
| Catholic Charities San Diego | | 0 | 0% | 1 | 20% | 1 | 20% | 3 | 60% | |
| Escondido Comprehensive Treatment Center | | 0 | 0% | 1 | 60% | 1 | 30% | 1 | 60% | |
| Gray and Mary West Pope | | 0 | 0% | 1 | 40% | 0 | 2 | 40% | 5 | |
| Healthe in Action - San Diego | | 1 | 20% | 1 | 20% | 1 | 20% | 2 | 40% | |
| Lujan Pathways Inc | | 0 | 0% | 1 | 40% | 1 | 20% | 1 | 20% | |
| UC San Diego | Y | 0 | 0% | 4 | 80% | 1 | 20% | 0 | 5 | |
| University of San Diego | | 0 | 0% | 4 | 80% | 1 | 20% | 0 | 5 | |
| Aid Institute | | 0 | 0% | 1 | 25% | 1 | 50% | 1 | 25% | |
| Alpha Project for the Homeless | | 2 | 50% | 2 | 50% | 0 | 0 | 0 | 4 | |
| Healing San Diego | Y | 0 | 0% | 2 | 50% | 0 | 0 | 2 | 50% | |
| Palomar Health | Y | 0 | 0% | 4 | 100% | 0 | 0 | 0 | 4 | |
| Safe Connections | | 0 | 0% | 3 | 75% | 0 | 1 | 25% | 4 | |
| St. Paul's PACE | | 0 | 0% | 1 | 25% | 0 | 50% | 1 | 25% | |
| Access to Independence of San Diego Inc | | 0 | 0% | 2 | 87% | 0 | 1 | 33% | 3 | |
| Neighborhood HealthCare | | 0 | 0% | 0 | 33% | 0 | 33% | 0 | 33% | |
| SoMa Man | | 0 | 0% | 0 | 0% | 0 | 0 | 3 | 100% | |
| TRE Inc | | 0 | 0% | 0 | 0% | 2 | 67% | 1 | 33% | |
| Visa Hill Foundation - SmartCare | | 0 | 0% | 1 | 33% | 0 | 0 | 2 | 67% | |
| CA Department of State Hospitals | | 0 | 0% | 1 | 50% | 0 | 1 | 50% | 2 | |
| UNO Food Bank | | 0 | 0% | 0 | 0% | 2 | 100% | 0 | 2 | |
| Imperial Health Community Clinic | | 0 | 0% | 0 | 100% | 0 | 0 | 0 | 0 | |
| Jackson House Temecula | | 0 | 0% | 2 | 100% | 0 | 0 | 0 | 2 | |
| Meridian Health Systems Tulum B&B Action Central | | 0 | 0% | 0 | 0% | 50% | 1 | 50% | 2 | |
| Urban Street Alliance | | 0 | 0% | 0 | 1 | 50% | 1 | 50% | 2 | |
| 211 Orange County | | 0 | 0% | 0 | 1 | 100% | 0 | 0 | 1 | |
| AMP HEALTHCARE CENTERS | | 0 | 0% | 0 | 1 | 100% | 0 | 0 | 1 | |
| Alpha Lifts | | 0 | 0% | 0 | 1 | 100% | 0 | 0 | 1 | |
| Orange Ladies Youth Support Services | | 0 | 0% | 1 | 100% | 0 | 0 | 0 | 1 | |
| CHOC | | 0 | 0% | 1 | 100% | 0 | 0 | 0 | 1 | |
| Community Research Foundation Senior Impact | | 0 | 0% | 0 | 0 | 1 | 100% | 0 | 1 | |
| Compass Inc | | 0 | 0% | 1 | 100% | 0 | 0 | 0 | 1 | |
| Cottage Health System | | 0 | 0% | 1 | 100% | 0 | 0 | 0 | 1 | |
| Exceed Hospice | | 0 | 0% | 0 | 0 | 0 | 1 | 100% | 1 | |
| Los Vista Youth Projects (the YAP) | | 0 | 0% | 1 | 100% | 0 | 0 | 0 | 1 | |
| K Street Zone | | 0 | 0% | 0 | 0 | 0 | 1 | 100% | 1 | |
| Los Angeles County USC B | | 0 | 0% | 0 | 40% | 0 | 20% | 1 | 100% | |
| Meridian Health Systems and Wellness | | 0 | 0% | 0 | 0 | 1 | 100% | 0 | 1 | |
| Office of the Federal Public Defender | | 0 | 0% | 0 | 1 | 100% | 0 | 0 | 1 | |
| Precision Valley Health | Y | 0 | 0% | 1 | 100% | 0 | 0 | 0 | 1 | |
| Pans Equality Center | | 0 | 0% | 0 | 0 | 0 | 1 | 100% | 1 | |
| Renovated Hope Inc Refuges | | 1 | 100% | 0 | 0 | 0 | 0 | 0 | 1 | |
| St Vincent de Paul Village | | 0 | 0% | 0 | 0 | 1 | 100% | 0 | 1 | |
| St. Louise Resource Services | | 0 | 0% | 1 | 100% | 0 | 0 | 0 | 1 | |
| Flagship Home of San Diego | | 0 | 0% | 0 | 0 | 0 | 1 | 100% | 1 | |
| Third Avenue Charitable Organization | | 0 | 0% | 0 | 0 | 1 | 100% | 0 | 1 | |
| Victoria Post Audit | | 0 | 0% | 0 | 0 | 1 | 100% | 0 | 1 | |
| Victory Care Consultants | | 0 | 0% | 0 | 0 | 1 | 100% | 0 | 1 | |
| El Sol NCC | | 0 | 0% | 0 | 0 | 0 | 0 | 0 | 0 | |
| Advocates 4 Medi-Cal Assistance | | 0 | 0% | 0 | 0 | 0 | 0 | 0 | 0 | |
| Albino Santa Rosa Community Health Centers | | 0 | 0% | 0 | 0 | 0 | 0 | 0 | 0 | |
| Alvarado Hospital LLC | Y | 0 | 0% | 0 | 0 | 0 | 0 | 0 | 0 | |
| Bacon Healthcare Center | | 0 | 0% | 0 | 0 | 0 | 0 | 0 | 0 | |
| Bonfiglio Community Health Foundation | | 0 | 0% | 0 | 0 | 0 | 0 | 0 | 0 | |
| Budhrin Tay Ch Medical Foundation | | 0 | 0% | 0 | 0 | 0 | 0 | 0 | 0 | |
| Carle Manor Nursing and Rehabilitation Center | | 0 | 0% | 0 | 0 | 0 | 0 | 0 | 0 | |
| Catholic Charities of Los Angeles | | 0 | 0% | 0 | 0 | 0 | 0 | 0 | 0 | |
| Catholic Charities of Orange County | | 0 | 0% | 0 | 0 | 0 | 0 | 0 | 0 | |
| CFC Health Services Department | | 0 | 0% | 0 | 0 | 0 | 0 | 0 | 0 | |
| Coalition of Orange County Community Health Center | | 0 | 0% | 0 | 0 | 0 | 0 | 0 | 0 | |
| Community Health Systems, Inc - Morongo Valley | | 0 | 0% | 0 | 0 | 0 | 0 | 0 | 0 | |
| Conifer Health Solutions | | 0 | 0% | 0 | 0 | 0 | 0 | 0 | 0 | |
| OHM - Office of the Public Guardian | | 0 | 0% | 0 | 0 | 0 | 0 | 0 | 0 | |
| Downbeat Impact | | 0 | 0% | 0 | 0 | 0 | 0 | 0 | 0 | |
| Elite Patient Financial Solutions | | 0 | 0% | 0 | 0 | 0 | 0 | 0 | 0 | |
| Elitecare PFS | | 0 | 0% | 0 | 0 | 0 | 0 | 0 | 0 | |
| Family Health Centers of San Diego - Sheriff's | | 0 | 0% | 0 | 0 | 0 | 0 | 0 | 0 | |
| Financial Security Design | | 0 | 0% | 0 | 0 | 0 | 0 | 0 | 0 | |
| GET HEALTH | | 0 | 0% | 0 | 0 | 0 | 0 | 0 | 0 | |
| Golden Valley Health Center | | 0 | 0% | 0 | 0 | 0 | 0 | 0 | 0 | |
| HAS | | 0 | 0% | 0 | 0 | 0 | 0 | 0 | 0 | |
| HEALD CHRISTIAN HEALTH CENTER | | 0 | 0% | 0 | 0 | 0 | 0 | 0 | 0 | |
| Hospital Association of Southern California | | 0 | 0% | 0 | 0 | 0 | 0 | 0 | 0 | |
| Immigration Center for Women Just Children | | 0 | 0% | 0 | 0 | 0 | 0 | 0 | 0 | |
| Korean Community Services | | 0 | 0% | 0 | 0 | 0 | 0 | 0 | 0 | |
| Libertaria Home Health | | 0 | 0% | 0 | 0 | 0 | 0 | 0 | 0 | |
| Medi-Cal Reimbursement Specialists | | 0 | 0% | 0 | 0 | 0 | 0 | 0 | 0 | |
| Ministerios Barreda | | 0 | 0% | 0 | 0 | 0 | 0 | 0 | 0 | |
| Mountain Shadows | | 0 | 0% | 0 | 0 | 0 | 0 | 0 | 0 | |
| National Care Advisors | | 0 | 0% | 0 | 0 | 0 | 0 | 0 | 0 | |
| Neighborhood Health Insurance Center | | 0 | 0% | 0 | 0 | 0 | 0 | 0 | 0 | |
| NETS | | 0 | 0% | 0 | 0 | 0 | 0 | 0 | 0 | |
| Puckard Senior Services | | 0 | 0% | 0 | 0 | 0 | 0 | 0 | 0 | |
| Paradise Valley Healthcare Center | | 0 | 0% | 0 | 0 | 0 | 0 | 0 | 0 | |
| Paradise | | 0 | 0% | 0 | 0 | 0 | 0 | 0 | 0 | |
| Park Avenue Healthcare Center | | 0 | 0% | 0 | 0 | 0 | 0 | 0 | 0 | |
| Principles Healthcare Center | | 0 | 0% | 0 | 0 | 0 | 0 | 0 | 0 | |
| Providence Health & Services | | 0 | 0% | 0 | 0 | 0 | 0 | 0 | 0 | |
| Revue Pathway | | 0 | 0% | 0 | 0 | 0 | 0 | 0 | 0 | |
| Revue Start, Inc | | 0 | 0% | 0 | 0 | 0 | 0 | 0 | 0 | |
| Saint John's Community Health | | 0 | 0% | 0 | 0 | 0 | 0 | 0 | 0 | |
| San Diego Freedom Ranch | | 0 | 0% | 0 | 0 | 0 | 0 | 0 | 0 | |
| San Diego Post Audit | | 0 | 0% | 0 | 0 | 0 | 0 | 0 | 0 | |
| San Diego Regional Center | | 0 | 0% | 0 | 0 | 0 | 0 | 0 | 0 | |
| San Francisco Pretrial Diversion Project | | 0 | 0% | 0 | 0 | 0 | 0 | 0 | 0 | |
| Santa Barbara County Education Office | | 0 | 0% | 0 | 0 | 0 | 0 | 0 | 0 | |
| The Light for Seniors | | 0 | 0% | 0 | 0 | 0 | 0 | 0 | 0 | |
| University Care Center | | 0 | 0% | 0 | 0 | 0 | 0 | 0 | 0 | |
| Visa Knoll Specialized Care | | 0 | 0% | 0 | 0 | 0 | 0 | 0 | 0 | |
| Windsor Health Care SNF Management Company LLC | | 0 | 0% | 0 | 0 | 0 | 0 | 0 | 0 | |
| Total | | 5,359 | 4% | 52,400 | 41% | 41,751 | 33% | 28,929 | 32% | 128,139 |

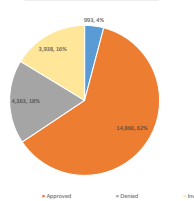


Community Based Organizations Medi-Cal Referrals

 07/2023-05/2024

| Medi-Cal Application Referrals by Application Status | | | | | | |
|---|---------------------------|------------|------------|---------------|--------------|---------------|
| CBO | HCS Outstanding Staff/FIN | Pending | Approved | Denied | Invalid* | Total |
| Scopus Health | Y | 461 | 2,020 | 626 | 610 | 3,717 |
| 211 San Diego | | 202 | 426 | 1,209 | 496 | 2,333 |
| Family Health Centers of San Diego | | 109 | 526 | 1,834 | 626 | 4,135 |
| La Mesa Community Health Center | | 87 | 426 | 1,093 | 386 | 2,092 |
| Obispo Health | Y | 62 | 226 | 1,217 | 676 | 2,181 |
| UCSD Medical Center | Y | 21 | 126 | 1,203 | 686 | 3,136 |
| Vista Community Clinic | | 63 | 526 | 963 | 626 | 2,178 |
| TruCare | | 25 | 526 | 906 | 626 | 2,103 |
| Madrota | | 35 | 626 | 376 | 606 | 1,643 |
| Neighborhood Health Care | | 41 | 626 | 616 | 646 | 1,929 |
| Tri-City Medical Center | Y | 13 | 226 | 507 | 726 | 1,572 |
| San Ysidro Health Center | | 33 | 626 | 366 | 716 | 1,741 |
| Paradise Valley Health | Y | 1 | 226 | 233 | 736 | 1,200 |
| San Diego Family Care | | 10 | 426 | 107 | 696 | 1,239 |
| Progen Health | Y | 2 | 126 | 107 | 606 | 841 |
| Rady Children's Hospital | Y | 6 | 226 | 183 | 756 | 1,271 |
| Borromeo Health | | 2 | 126 | 117 | 716 | 961 |
| San Diego Unified School District | | 14 | 926 | 107 | 706 | 1,953 |
| Bonita Family Resource Center | | 2 | 126 | 83 | 606 | 817 |
| El Valero de San Village | | 6 | 426 | 62 | 616 | 1,150 |
| Casa Familiar | | 4 | 326 | 77 | 686 | 1,113 |
| Chara Vista Community Collaborative | | 2 | 226 | 47 | 486 | 761 |
| San Diego Area for Healthcare Coverage | Y | 1 | 126 | 73 | 806 | 1,006 |
| Indian Health Council Inc. | | 3 | 526 | 57 | 866 | 1,372 |
| Arcangelo Hospital LLC | Y | 0 | 0 | 0 | 0 | 0 |
| First Avenue Healthcare Center | | 0 | 626 | 0 | 0 | 626 |
| St. Paul's PAFC | | 0 | 226 | 566 | 18 | 816 |
| Imperial Health Community Clinic | | 0 | 126 | 0 | 406 | 532 |
| Paradise Valley Healthcare Center | | 3 | 826 | 20 | 646 | 1,505 |
| Neighborhood Health Insurance Center | | 1 | 326 | 6 | 176 | 535 |
| Family Health Centers of San Diego - SharpFL | | 21 | 606 | 6 | 396 | 1,039 |
| Ravenna Community Center | | 1 | 326 | 113 | 426 | 771 |
| San Diego Friendship Home | | 0 | 426 | 22 | 766 | 1,154 |
| Vista Community Clinic The Gary Center | | 3 | 1126 | 20 | 716 | 2,888 |
| San Diego Regional Center | | 2 | 826 | 20 | 776 | 1,624 |
| Interfaith Community Services | | 3 | 1326 | 133 | 133 | 2,628 |
| Mariano Institute South Bay Regional Recovery | | 2 | 926 | 11 | 656 | 1,515 |
| University Care Center | | 1 | 526 | 11 | 386 | 924 |
| Neighborhood Healthcare | | 0 | 0 | 0 | 0 | 0 |
| World Relief SoCal | | 0 | 12 | 716 | 3 | 835 |
| Marist Community Ministries Inc. | | 0 | 0 | 426 | 0 | 426 |
| Packard Senior Services | | 0 | 15 | 946 | 0 | 961 |
| Riverside Healthcare Center | | 1 | 626 | 8 | 506 | 1,141 |
| Borromeo Community Health Foundation | | 0 | 6 | 386 | 1 | 493 |
| Catholic Charities Diocese of San Diego - Homeless Services | | 0 | 6 | 506 | 1 | 513 |
| Community Resource Foundation | | 0 | 826 | 0 | 256 | 1,082 |
| SoCo MH | | 0 | 826 | 0 | 256 | 1,082 |
| Southern Indian Health Council Inc | | 1 | 826 | 7 | 386 | 1,210 |
| Capitola Comprehensive Treatment Center | | 0 | 0 | 4 | 406 | 410 |
| Elevate RFS | | 3 | 3026 | 1 | 606 | 3,936 |
| Gay and Man West Place | | 0 | 4 | 406 | 1 | 411 |
| Donati Barmy Association of America | | 0 | 0 | 306 | 0 | 306 |
| Castle Manor Nursing and Rehabilitation Center | | 0 | 4 | 446 | 1 | 451 |
| Joseph Family Services | | 0 | 0 | 506 | 0 | 506 |
| Alpha Project for the Homeless | | 0 | 0 | 3 | 386 | 389 |
| Healthcare in Action - San Diego | | 1 | 1326 | 6 | 256 | 2,114 |
| Catholic Charities Diocese of San Diego | | 0 | 0 | 0 | 0 | 0 |
| Mountain Shadows | | 2 | 2926 | 2 | 296 | 3,450 |
| Transborder | | 0 | 0 | 5 | 716 | 721 |
| LEAF HEALTHCARE CENTERS | | 0 | 0 | 1 | 176 | 177 |
| Community Health Systems, Inc. - Moreno Valley | | 0 | 4 | 676 | 0 | 680 |
| Contra Health Solutions | | 0 | 0 | 0 | 376 | 376 |
| Medi-Cal Regulation, Specialists | | 0 | 0 | 0 | 176 | 176 |
| Shoreline Community Services | | 3 | 506 | 1 | 176 | 686 |
| Vista Road Specialized Care | | 0 | 0 | 0 | 0 | 0 |
| El Sol NLC | | 1 | 2026 | 0 | 2 | 2,033 |
| Access to Independence of San Diego Inc | | 0 | 0 | 0 | 0 | 0 |
| Beard Healthcare Center | | 1 | 2026 | 0 | 206 | 2,232 |
| Financial Security Designs | | 2 | 4026 | 2 | 406 | 4,434 |
| Libertaria Home Health | | 0 | 0 | 0 | 0 | 0 |
| Mental Health Systems Tuffin - Altamira Wellness Center | | 1 | 2026 | 1 | 206 | 2,233 |
| Paradise | | 1 | 2026 | 1 | 206 | 2,233 |
| Community Resource Center | | 1 | 2026 | 1 | 206 | 2,233 |
| Deaf Community Services of San Diego | | 0 | 0 | 0 | 0 | 0 |
| Downtown Impact | | 0 | 0 | 0 | 0 | 0 |
| Escondido Comprehensive Treatment Center | | 0 | 0 | 0 | 0 | 0 |
| San Diego Prod Acute | | 1 | 2526 | 1 | 256 | 2,783 |
| Union of San Asian Communities | | 0 | 0 | 0 | 0 | 0 |
| CCC Health Services Department | | 0 | 0 | 0 | 0 | 0 |
| Community Research Foundation Senior Impact | | 0 | 0 | 0 | 0 | 0 |
| Let Us HEALTH | | 0 | 0 | 0 | 0 | 0 |
| Immigration Center for Women and Children | | 1 | 10026 | 0 | 0 | 10,026 |
| Beard Pathways | | 0 | 0 | 0 | 0 | 0 |
| The Light for Seniors | | 0 | 0 | 0 | 0 | 0 |
| Windstar Health Care SMI Management Company LLC | | 0 | 0 | 0 | 0 | 0 |
| CA Department of State Hospitals | | 0 | 0 | 0 | 0 | 0 |
| Catholic Charities San Diego | | 0 | 0 | 0 | 0 | 0 |
| Catholic Charities of Los Angeles | | 1 | 5026 | 1 | 506 | 5,533 |
| Center for AID | | 0 | 0 | 0 | 0 | 0 |
| CHOC | | 0 | 0 | 0 | 0 | 0 |
| Compassion Inc. | | 0 | 0 | 0 | 0 | 0 |
| Contra Health System | | 0 | 0 | 0 | 0 | 0 |
| DMH - Office of the Public Guardian | | 0 | 0 | 0 | 0 | 0 |
| Providence Health & Services | | 0 | 0 | 0 | 0 | 0 |
| San Francisco Pretrial Diversion Project | | 0 | 0 | 0 | 0 | 0 |
| TREK Inc | | 0 | 0 | 0 | 0 | 0 |
| Third Avenue Charitable Organization | | 0 | 0 | 0 | 0 | 0 |
| Visionary Care Consultants | | 0 | 0 | 0 | 0 | 0 |
| Advocate 4 Medi-Cal Assistance | | 0 | 0 | 0 | 0 | 0 |
| Albados Santa Rosa Community Health Centers | | 0 | 0 | 0 | 0 | 0 |
| Alpha LOFT | | 0 | 0 | 0 | 0 | 0 |
| Buddhist Tai Chi Medical Foundation | | 0 | 0 | 0 | 0 | 0 |
| Catholic Charities of Orange County | | 1 | 10026 | 0 | 0 | 10,026 |
| Change Lives Youth Support Services | | 0 | 0 | 0 | 0 | 0 |
| Coalition of Orange County Community Health Center | | 0 | 0 | 0 | 0 | 0 |
| Elevate Patient Financial Solutions | | 0 | 0 | 0 | 0 | 0 |
| Everest Hospice | | 0 | 0 | 0 | 0 | 0 |
| Golden Valley Health Center | | 0 | 0 | 0 | 0 | 0 |
| HAK | | 0 | 0 | 0 | 0 | 0 |
| HEALD CHRISTIAN HEALTH CENTER | | 0 | 0 | 0 | 0 | 0 |
| Home Mart CalFresh Grant | | 0 | 0 | 0 | 0 | 0 |
| Hospital Association of Southern California | | 0 | 0 | 0 | 0 | 0 |
| r-Sovet Forces | | 0 | 0 | 0 | 0 | 0 |
| Rosario Community Services | | 0 | 0 | 0 | 0 | 0 |
| Marin City Health and Wellness | | 0 | 0 | 0 | 0 | 0 |
| Miraberto Betesda | | 0 | 0 | 0 | 0 | 0 |
| MiscGotta Cottage | | 0 | 0 | 0 | 0 | 0 |
| National Care Advisors | | 0 | 0 | 0 | 0 | 0 |
| NEAS | | 1 | 10026 | 0 | 0 | 10,026 |
| Reverina Hope Ear-Bellows | | 1 | 10026 | 0 | 0 | 10,026 |
| Rolling Star, Inc. | | 0 | 0 | 0 | 0 | 0 |
| Saint John's Community Health | | 0 | 0 | 0 | 0 | 0 |
| Santa Barbara County Education Office | | 0 | 0 | 0 | 0 | 0 |
| South Bay Community Services | | 0 | 0 | 0 | 0 | 0 |
| Victoria Road Acute | | 0 | 0 | 0 | 0 | 0 |
| 211 Orange County | | 0 | 0 | 0 | 0 | 0 |
| Aid Finders | | 0 | 0 | 0 | 0 | 0 |
| Clock for America | | 0 | 0 | 0 | 0 | 0 |
| Feeding San Diego | Y | 0 | 0 | 0 | 0 | 0 |
| FINO Food Bank | | 0 | 0 | 0 | 0 | 0 |
| Los Vista Youth Projects (Los YAP) | | 0 | 0 | 0 | 0 | 0 |
| Jackson House Temecula | | 0 | 0 | 0 | 0 | 0 |
| Juanita Health Care | | 0 | 0 | 0 | 0 | 0 |
| Los Angeles County CAC B | | 0 | 0 | 0 | 0 | 0 |
| Mental Health Systems TURN BHS Action Central | | 0 | 0 | 0 | 0 | 0 |
| Office of the Federal Public Defender | | 0 | 0 | 0 | 0 | 0 |
| Purs Equality Center | | 0 | 0 | 0 | 0 | 0 |
| Safe Connections | | 0 | 0 | 0 | 0 | 0 |
| San Diego Food Bank | Y | 0 | 0 | 0 | 0 | 0 |
| San Ysidro Health | Y | 0 | 0 | 0 | 0 | 0 |
| St. Louis Regional Services | | 0 | 0 | 0 | 0 | 0 |
| Stepping Stone of San Diego | | 0 | 0 | 0 | 0 | 0 |
| UC San Diego | Y | 0 | 0 | 0 | 0 | 0 |
| University of San Diego | | 0 | 0 | 0 | 0 | 0 |
| Urban Street Angels | | 0 | 0 | 0 | 0 | 0 |
| Ways 4 All Foundation - SmartCare | | 0 | 0 | 0 | 0 | 0 |
| Total | | 993 | 41K | 14,826 | 4,363 | 59,182 |

Medi-Cal Percentage of Referrals



* Invalid applications received for a Medi-Cal program already in Pending or Approved status.

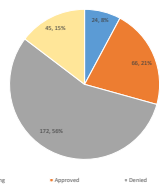


Community Based Organizations CalWORKS Referrals

07/2023-05/2024

| CalWORKS Application Referrals by Application Status | | | | | | | | | | |
|---|--------------------------|-----------|-----------|-----------|------------|------------|------------|-----------|------------|------------|
| CBO | HCSO Outpatient Staff/VN | Pending | Approved | Denied | Invalid* | Total | | | | |
| La Maestra Community Health Centers | | 4 | 9% | 24 | 30% | 36 | 41% | 18 | 20% | 88 |
| Chick Vista Community Collaborative | | 1 | 3% | 7 | 23% | 12 | 47% | 1 | 1% | 29 |
| Family Health Centers of San Diego | | 2 | 8% | 7 | 28% | 12 | 48% | 4 | 14% | 25 |
| Vista Community Clinic | | 1 | 13% | 6 | 25% | 11 | 56% | 2 | 8% | 24 |
| Capa Family | | 1 | 13% | 6 | 25% | 9 | 50% | 2 | 13% | 16 |
| Interfaith Community Services | | 1 | 7% | 1 | 7% | 10 | 67% | 3 | 20% | 15 |
| 131 San Diego | | 1 | 23% | 0 | 0 | 10 | 73% | 1 | 7% | 14 |
| Rady Children's Hospital | Y | 1 | 7% | 1 | 7% | 12 | 86% | 0 | 0% | 14 |
| Sham Health | Y | 1 | 8% | 1 | 8% | 9 | 75% | 1 | 8% | 12 |
| World Relief Social | | 0 | 3 | 3 | 38% | 3 | 38% | 2 | 25% | 8 |
| Trustees | | 0 | 2 | 29% | 4 | 57% | 1 | 14% | 7 | |
| Neighborhood Health Care | | 0 | 0 | 0 | 0 | 0 | 0% | 0 | 0% | 0 |
| Somali Bantu Association of America | | 0 | 1 | 20% | 2 | 40% | 2 | 40% | 5 | |
| Catholic Charities Diocese of San Diego | | 0 | 0 | 0 | 2 | 50% | 2 | 50% | 4 | |
| Indian Health Council Inc | | 0 | 0 | 2 | 50% | 2 | 50% | 0 | 0% | 4 |
| San Diego Unified School District | | 1 | 33% | 1 | 33% | 1 | 33% | 0 | 0% | 3 |
| ADD Kids | | 0 | 0 | 2 | 100% | 0 | 0 | 0 | 0% | 2 |
| Brandt Community Center | | 0 | 0 | 0 | 2 | 100% | 0 | 0 | 0% | 2 |
| Catholic Charities San Diego | | 0 | 0 | 0 | 2 | 100% | 0 | 0 | 0% | 2 |
| Catholic Charities Diocese of San Diego - Homeless Services | | 0 | 0 | 0 | 2 | 100% | 0 | 0 | 0% | 2 |
| Health Family Service | | 0 | 0 | 0 | 1 | 50% | 1 | 50% | 2 | |
| Julian Pathways Inc | | 0 | 0 | 0 | 2 | 100% | 0 | 0 | 0% | 2 |
| Mediata | | 0 | 0 | 0 | 2 | 100% | 0 | 0 | 0% | 2 |
| Scraps Health | Y | 0 | 0 | 0 | 2 | 100% | 0 | 0 | 0% | 2 |
| Mountain Indian Health Council Inc | | 0 | 1 | 50% | 1 | 50% | 0 | 0% | 0% | 2 |
| Alpha Project for the Homeless | | 0 | 0 | 0 | 2 | 100% | 0 | 0 | 0% | 2 |
| Capalina Comprehensive Treatment Center | | 0 | 1 | 100% | 0 | 0 | 0 | 0 | 0% | 1 |
| Compass Inc | | 0 | 0 | 0 | 0 | 0 | 0% | 0 | 0% | 0 |
| Cottage Health System | | 0 | 0 | 0 | 1 | 100% | 0 | 0 | 0% | 1 |
| Deaf Community Services of San Diego | | 0 | 0 | 0 | 1 | 100% | 0 | 0 | 0% | 1 |
| Healthcare in Action - San Diego | | 0 | 0 | 0 | 1 | 100% | 0 | 0 | 0% | 1 |
| MiraCosta College | | 0 | 0 | 0 | 1 | 100% | 0 | 0 | 0% | 1 |
| Homecare Help for Homeless | | 0 | 0 | 0 | 0 | 0 | 0% | 0 | 0% | 0 |
| South Bay Community Services | | 0 | 0 | 0 | 1 | 100% | 0 | 0 | 0% | 1 |
| Ti City Medical Center | Y | 0 | 0 | 0 | 1 | 100% | 0 | 0 | 0% | 1 |
| UCSD Medical Center | Y | 0 | 0 | 0 | 1 | 100% | 0 | 0 | 0% | 1 |
| Union of Pan Asian Communities | | 0 | 0 | 0 | 1 | 100% | 0 | 0 | 0% | 1 |
| Vista Community Clinic - The Gary Center | | 0 | 1 | 100% | 0 | 0 | 0 | 0 | 0% | 1 |
| Vista Hill Foundation - VistaCare | | 0 | 0 | 0 | 1 | 100% | 0 | 0 | 0% | 1 |
| EL Sol NCC | | 0 | 0 | 0 | 0 | 0 | 0% | 0 | 0% | 0 |
| 131 Orange County | | 0 | 0 | 0 | 0 | 0 | 0% | 0 | 0% | 0 |
| Access to Independence of San Diego Inc | | 0 | 0 | 0 | 0 | 0 | 0% | 0 | 0% | 0 |
| Advocates 4 Medi-Cal Assistance | | 0 | 0 | 0 | 0 | 0 | 0% | 0 | 0% | 0 |
| East HEALTH CENTERS | | 0 | 0 | 0 | 0 | 0 | 0% | 0 | 0% | 0 |
| Alamosa Santa Rosa Community Health Centers | | 0 | 0 | 0 | 0 | 0 | 0% | 0 | 0% | 0 |
| Alpaca LOM | | 0 | 0 | 0 | 0 | 0 | 0% | 0 | 0% | 0 |
| Alpaca Hospital LLC | Y | 0 | 0 | 0 | 0 | 0 | 0% | 0 | 0% | 0 |
| Avana Healthcare Center | | 0 | 0 | 0 | 0 | 0 | 0% | 0 | 0% | 0 |
| Bonita Family Resource Center | | 0 | 0 | 0 | 0 | 0 | 0% | 0 | 0% | 0 |
| Borrego Community Health Foundation | | 0 | 0 | 0 | 0 | 0 | 0% | 0 | 0% | 0 |
| Borrego Health | | 0 | 0 | 0 | 0 | 0 | 0% | 0 | 0% | 0 |
| Buddhist Trauma Medical Foundation | | 0 | 0 | 0 | 0 | 0 | 0% | 0 | 0% | 0 |
| CA Department of State Hospitals | | 0 | 0 | 0 | 0 | 0 | 0% | 0 | 0% | 0 |
| Carle Maxine Nursing and Rehabilitation Center | | 0 | 0 | 0 | 0 | 0 | 0% | 0 | 0% | 0 |
| Catholic Charities of Los Angeles | | 0 | 0 | 0 | 0 | 0 | 0% | 0 | 0% | 0 |
| Catholic Charities of Orange County | | 0 | 0 | 0 | 0 | 0 | 0% | 0 | 0% | 0 |
| CCC Health Services Department | | 0 | 0 | 0 | 0 | 0 | 0% | 0 | 0% | 0 |
| Center Star ACT | | 0 | 0 | 0 | 0 | 0 | 0% | 0 | 0% | 0 |
| Change Lives Youth Support Services | | 0 | 0 | 0 | 0 | 0 | 0% | 0 | 0% | 0 |
| CHOC | | 0 | 0 | 0 | 0 | 0 | 0% | 0 | 0% | 0 |
| Coalition of Orange County Community Health Center | | 0 | 0 | 0 | 0 | 0 | 0% | 0 | 0% | 0 |
| Code for America | | 0 | 0 | 0 | 0 | 0 | 0% | 0 | 0% | 0 |
| Community Health Systems, Inc. - Morongo Valley | | 0 | 0 | 0 | 0 | 0 | 0% | 0 | 0% | 0 |
| Community Research Foundation | | 0 | 0 | 0 | 0 | 0 | 0% | 0 | 0% | 0 |
| Community Research Foundation Senior Impact | | 0 | 0 | 0 | 0 | 0 | 0% | 0 | 0% | 0 |
| Community Resource Center | | 0 | 0 | 0 | 0 | 0 | 0% | 0 | 0% | 0 |
| Contra Health Solutions | | 0 | 0 | 0 | 0 | 0 | 0% | 0 | 0% | 0 |
| CRMS - Office of the Public Guardian | | 0 | 0 | 0 | 0 | 0 | 0% | 0 | 0% | 0 |
| Downstream Impact | | 0 | 0 | 0 | 0 | 0 | 0% | 0 | 0% | 0 |
| Elvira Patient Financial Solutions | | 0 | 0 | 0 | 0 | 0 | 0% | 0 | 0% | 0 |
| Elvira PFS | | 0 | 0 | 0 | 0 | 0 | 0% | 0 | 0% | 0 |
| Economic Comprehensive Treatment Center | | 0 | 0 | 0 | 0 | 0 | 0% | 0 | 0% | 0 |
| Everest Hospital | | 0 | 0 | 0 | 0 | 0 | 0% | 0 | 0% | 0 |
| Family Health Centers of San Diego - Sheriff's | | 0 | 0 | 0 | 0 | 0 | 0% | 0 | 0% | 0 |
| Freedom San Diego | Y | 0 | 0 | 0 | 0 | 0 | 0% | 0 | 0% | 0 |
| Imperial County Health | | 0 | 0 | 0 | 0 | 0 | 0% | 0 | 0% | 0 |
| FINN Food Bank | | 0 | 0 | 0 | 0 | 0 | 0% | 0 | 0% | 0 |
| Gary and Mary West Place | | 0 | 0 | 0 | 0 | 0 | 0% | 0 | 0% | 0 |
| GETTA HEALTH | | 0 | 0 | 0 | 0 | 0 | 0% | 0 | 0% | 0 |
| Golden Valley Health Center | | 0 | 0 | 0 | 0 | 0 | 0% | 0 | 0% | 0 |
| HAS | | 0 | 0 | 0 | 0 | 0 | 0% | 0 | 0% | 0 |
| HERALD CHRISTIAN HEALTH CENTER | | 0 | 0 | 0 | 0 | 0 | 0% | 0 | 0% | 0 |
| Homa Star Call-Back Line | | 0 | 0 | 0 | 0 | 0 | 0% | 0 | 0% | 0 |
| Humoral Association of Southern California | | 0 | 0 | 0 | 0 | 0 | 0% | 0 | 0% | 0 |
| Immigration Center for Women and Children | | 0 | 0 | 0 | 0 | 0 | 0% | 0 | 0% | 0 |
| Imperial Beach Community Clinic | | 0 | 0 | 0 | 0 | 0 | 0% | 0 | 0% | 0 |
| Isa Vista Youth Projects dba LEAP | | 0 | 0 | 0 | 0 | 0 | 0% | 0 | 0% | 0 |
| Jackson House Temecula | | 0 | 0 | 0 | 0 | 0 | 0% | 0 | 0% | 0 |
| JR Street Care | | 0 | 0 | 0 | 0 | 0 | 0% | 0 | 0% | 0 |
| Korean Community Services | | 0 | 0 | 0 | 0 | 0 | 0% | 0 | 0% | 0 |
| Libertalia Home Health | | 0 | 0 | 0 | 0 | 0 | 0% | 0 | 0% | 0 |
| Los Angeles County CSC # | | 0 | 0 | 0 | 0 | 0 | 0% | 0 | 0% | 0 |
| Marin City Health and Wellness | | 0 | 0 | 0 | 0 | 0 | 0% | 0 | 0% | 0 |
| Melander Institute South Bay Regional Recovery | | 0 | 0 | 0 | 0 | 0 | 0% | 0 | 0% | 0 |
| Medi-Cal Regulation Specialists | | 0 | 0 | 0 | 0 | 0 | 0% | 0 | 0% | 0 |
| Mental Health Systems TWIN - Alvarado Wellness Center | | 0 | 0 | 0 | 0 | 0 | 0% | 0 | 0% | 0 |
| Mental Health Systems TWIN - Elk Action Center | | 0 | 0 | 0 | 0 | 0 | 0% | 0 | 0% | 0 |
| Metro Community Ministries Inc | | 0 | 0 | 0 | 0 | 0 | 0% | 0 | 0% | 0 |
| Ministerio Benéfico | | 0 | 0 | 0 | 0 | 0 | 0% | 0 | 0% | 0 |
| Mountain Shadows | | 0 | 0 | 0 | 0 | 0 | 0% | 0 | 0% | 0 |
| National Care Advisors | | 0 | 0 | 0 | 0 | 0 | 0% | 0 | 0% | 0 |
| Neighborhood Health Insurance Center | | 0 | 0 | 0 | 0 | 0 | 0% | 0 | 0% | 0 |
| Neighborhood Healthcare | | 0 | 0 | 0 | 0 | 0 | 0% | 0 | 0% | 0 |
| NHAI | | 0 | 0 | 0 | 0 | 0 | 0% | 0 | 0% | 0 |
| Office of the Federal Public Defender | | 0 | 0 | 0 | 0 | 0 | 0% | 0 | 0% | 0 |
| Packard Senior Services | | 0 | 0 | 0 | 0 | 0 | 0% | 0 | 0% | 0 |
| Palomar Health | Y | 0 | 0 | 0 | 0 | 0 | 0% | 0 | 0% | 0 |
| Paradise Valley Health | Y | 0 | 0 | 0 | 0 | 0 | 0% | 0 | 0% | 0 |
| Paradise Valley Healthcare Center | | 0 | 0 | 0 | 0 | 0 | 0% | 0 | 0% | 0 |
| Paragon | | 0 | 0 | 0 | 0 | 0 | 0% | 0 | 0% | 0 |
| Park Avenue Healthcare Center | | 0 | 0 | 0 | 0 | 0 | 0% | 0 | 0% | 0 |
| Park County Center | | 0 | 0 | 0 | 0 | 0 | 0% | 0 | 0% | 0 |
| Principles Healthcare Center | | 0 | 0 | 0 | 0 | 0 | 0% | 0 | 0% | 0 |
| Providence Health & Services | | 0 | 0 | 0 | 0 | 0 | 0% | 0 | 0% | 0 |
| Rever Pathways | | 0 | 0 | 0 | 0 | 0 | 0% | 0 | 0% | 0 |
| Rolling Start, Inc. | | 0 | 0 | 0 | 0 | 0 | 0% | 0 | 0% | 0 |
| Safe Connections | | 0 | 0 | 0 | 0 | 0 | 0% | 0 | 0% | 0 |
| San John's Community Health | | 0 | 0 | 0 | 0 | 0 | 0% | 0 | 0% | 0 |
| San Diegoans for Healthcare Coverage | Y | 0 | 0 | 0 | 0 | 0 | 0% | 0 | 0% | 0 |
| San Diego Family Care | | 0 | 0 | 0 | 0 | 0 | 0% | 0 | 0% | 0 |
| San Diego Food Bank | Y | 0 | 0 | 0 | 0 | 0 | 0% | 0 | 0% | 0 |
| San Diego Freedom Ranch | | 0 | 0 | 0 | 0 | 0 | 0% | 0 | 0% | 0 |
| San Diego Foot Acute | | 0 | 0 | 0 | 0 | 0 | 0% | 0 | 0% | 0 |
| San Diego Regional Center | | 0 | 0 | 0 | 0 | 0 | 0% | 0 | 0% | 0 |
| San Francisco Medical Diversion Project | | 0 | 0 | 0 | 0 | 0 | 0% | 0 | 0% | 0 |
| San Ysidro Health | Y | 0 | 0 | 0 | 0 | 0 | 0% | 0 | 0% | 0 |
| San Ysidro Health Center | | 0 | 0 | 0 | 0 | 0 | 0% | 0 | 0% | 0 |
| Santa Barbara County Education Office | | 0 | 0 | 0 | 0 | 0 | 0% | 0 | 0% | 0 |
| Shoreline Community Services | | 0 | 0 | 0 | 0 | 0 | 0% | 0 | 0% | 0 |
| Stagg Matt | | 0 | 0 | 0 | 0 | 0 | 0% | 0 | 0% | 0 |
| St Vincent de Paul Village | | 0 | 0 | 0 | 0 | 0 | 0% | 0 | 0% | 0 |
| St. Louis Resource Services | | 0 | 0 | 0 | 0 | 0 | 0% | 0 | 0% | 0 |
| St. Paul's HACE | | 0 | 0 | 0 | 0 | 0 | 0% | 0 | 0% | 0 |
| Spokane Clinic of San Diego | | 0 | 0 | 0 | 0 | 0 | 0% | 0 | 0% | 0 |
| TRB Inc | | 0 | 0 | 0 | 0 | 0 | 0% | 0 | 0% | 0 |
| The Light for Seniors | | 0 | 0 | 0 | 0 | 0 | 0% | 0 | 0% | 0 |
| Third Avenue Charitable Organization | | 0 | 0 | 0 | 0 | 0 | 0% | 0 | 0% | 0 |
| Transitions | | 0 | 0 | 0 | 0 | 0 | 0% | 0 | 0% | 0 |
| UC San Diego | Y | 0 | 0 | 0 | 0 | 0 | 0% | 0 | 0% | 0 |
| University Care Center | | 0 | 0 | 0 | 0 | 0 | 0% | 0 | 0% | 0 |
| University of San Diego | | 0 | 0 | 0 | 0 | 0 | 0% | 0 | 0% | 0 |
| Urban Street Angels | | 0 | 0 | 0 | 0 | 0 | 0% | 0 | 0% | 0 |
| Victoria Post Acute | | 0 | 0 | 0 | 0 | 0 | 0% | 0 | 0% | 0 |
| Visitation Care Consultants | | 0 | 0 | 0 | 0 | 0 | 0% | 0 | 0% | 0 |
| Vista Knoll Specialized Care | | 0 | 0 | 0 | 0 | 0 | 0% | 0 | 0% | 0 |
| Wellness Health Care SNN Management Company LLC | | 0 | 0 | 0 | 0 | 0 | 0% | 0 | 0% | 0 |
| Total | | 24 | 8% | 66 | 21% | 172 | 56% | 48 | 15% | 307 |

CalWORKS Percentage of Referrals



* Invalid applications received for a CalWORKS program already in Pending or Approved status.

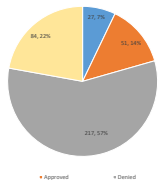


Community Based Organizations General Relief Referrals

07/2023-05/2024

| General Relief Application Referrals by Application Status | | | | | | | |
|--|--------------------------|-----------|-----------|-----------|------------|------------|--|
| CBO | HCSO Outstation Staff/VN | Pending | Approved | Denied | Invalid* | Total | |
| 211 San Diego | | 1 | 50 | 11 | 245 | 307 | |
| Indian Health Council Inc | | 1 | 15 | 1 | 155 | 172 | |
| Family Health Centers of San Diego | | 2 | 76 | 1 | 105 | 184 | |
| Mental Health Services, URBK, Orange Wellness Center | | 2 | 8 | 1 | 46 | 57 | |
| La Manana Community Health Centers | | 1 | 78 | 1 | 135 | 215 | |
| Casa Familiar | | 1 | 5 | 2 | 10 | 18 | |
| McKinnon Institute South Bay Regional Recovery | | 1 | 7 | 1 | 40 | 49 | |
| Capalina Comprehensive Treatment Center | | 0 | 1 | 20 | 1 | 22 | |
| Escondido Comprehensive Treatment Center | | 0 | 2 | 20 | 4 | 26 | |
| Healthcare Action - San Diego | | 0 | 30 | 1 | 20 | 51 | |
| Community Research Foundation | | 2 | 22 | 4 | 44 | 72 | |
| Genesis ALC | | 1 | 14 | 0 | 0 | 15 | |
| Mexico Community Ministries Inc | | 0 | 1 | 14 | 1 | 16 | |
| Visita Hill Foundation - SmartCare | | 0 | 1 | 43 | 1 | 45 | |
| Mental Health Services, URBK, Bk Action Central | | 0 | 1 | 17 | 1 | 19 | |
| Aid Finders | | 0 | 1 | 40 | 1 | 42 | |
| Urbak Health | Y | 0 | 0 | 1 | 100 | 101 | |
| Phoenix Community Services | | 0 | 0 | 1 | 20 | 21 | |
| Bonita Family Resource Center | | 0 | 0 | 2 | 50 | 52 | |
| Chick Vista Community Collaborative | | 0 | 0 | 0 | 75 | 75 | |
| Interfaith Community Services | | 0 | 0 | 1 | 75 | 76 | |
| Transborder | | 0 | 0 | 4 | 100 | 104 | |
| Brandeis Community Center | | 0 | 0 | 0 | 1 | 1 | |
| Catholic Charities Diocese of San Diego | | 0 | 0 | 1 | 100 | 101 | |
| World Relief Solar | | 0 | 0 | 1 | 100 | 101 | |
| CA Department of State Hospitals | | 0 | 0 | 1 | 50 | 51 | |
| Catholic Charities Diocese of San Diego, Homeless Services | | 0 | 1 | 50 | 1 | 52 | |
| Oral Community Services of San Diego | | 0 | 0 | 0 | 1 | 1 | |
| Safe Connections | | 0 | 0 | 1 | 50 | 51 | |
| UCSD Medical Center | Y | 0 | 0 | 2 | 100 | 102 | |
| Visita Community Clinic | | 0 | 0 | 2 | 100 | 102 | |
| Alaska Project for the Homeless | | 0 | 0 | 1 | 100 | 101 | |
| Catholic Charities San Diego | | 0 | 0 | 1 | 100 | 101 | |
| Change Lined Youth Support Services | | 0 | 0 | 1 | 100 | 101 | |
| Community Resource Center | | 0 | 0 | 0 | 1 | 1 | |
| Downtown Impact | 1 | 100 | 0 | 0 | 0 | 100 | |
| Jackson House Temecula | | 0 | 0 | 1 | 100 | 101 | |
| El Street House | | 0 | 0 | 1 | 100 | 101 | |
| MediStar | | 0 | 0 | 0 | 1 | 1 | |
| Neighborhood Health Care | 1 | 100 | 0 | 0 | 0 | 100 | |
| Neighborhood HealthCare | | 0 | 0 | 1 | 100 | 101 | |
| Park Equality Center | | 0 | 0 | 0 | 1 | 1 | |
| Rady Childrens Hospital | Y | 0 | 0 | 1 | 100 | 101 | |
| San Diego Food Bank | Y | 0 | 0 | 0 | 1 | 1 | |
| San Ysidro Health Center | | 0 | 0 | 1 | 100 | 101 | |
| Scrappo Health | Y | 0 | 0 | 1 | 100 | 101 | |
| Stops Mall | | 0 | 0 | 0 | 1 | 1 | |
| South Bay Community Services | | 0 | 0 | 1 | 100 | 101 | |
| Southern Indian Health Council Inc | | 0 | 0 | 1 | 100 | 101 | |
| Tri-City Medical Center | Y | 0 | 0 | 1 | 100 | 101 | |
| ThruCare | | 0 | 0 | 0 | 1 | 1 | |
| VisiCare Consultants | | 0 | 0 | 1 | 100 | 101 | |
| El Sol NLC | | 0 | 0 | 0 | 0 | 0 | |
| 211 Orange County | | 0 | 0 | 0 | 0 | 0 | |
| Access Independence of San Diego Inc | | 0 | 0 | 0 | 0 | 0 | |
| Advocate 4 Medi-Cal Assistance | | 0 | 0 | 0 | 0 | 0 | |
| LAND HEALTHCARE CENTERS | | 0 | 0 | 0 | 0 | 0 | |
| AltaDios Santa Rosa Community Health Centers | | 0 | 0 | 0 | 0 | 0 | |
| Alpha Lefts | | 0 | 0 | 0 | 0 | 0 | |
| Aravado Hospital LLC | Y | 0 | 0 | 0 | 0 | 0 | |
| Arava HealthCare Center | | 0 | 0 | 0 | 0 | 0 | |
| Bonita Community Health Foundation | | 0 | 0 | 0 | 0 | 0 | |
| Bonita Health | | 0 | 0 | 0 | 0 | 0 | |
| Buddhist Tai Chi Medical Foundation | | 0 | 0 | 0 | 0 | 0 | |
| Caritas Manor Nursing and Rehabilitation Center | | 0 | 0 | 0 | 0 | 0 | |
| Catholic Charities of Los Angeles | | 0 | 0 | 0 | 0 | 0 | |
| Catholic Charities of Orange County | | 0 | 0 | 0 | 0 | 0 | |
| CCC Health Services Department | | 0 | 0 | 0 | 0 | 0 | |
| CHOC | | 0 | 0 | 0 | 0 | 0 | |
| Coalition of Orange County Community Health Center | | 0 | 0 | 0 | 0 | 0 | |
| Code for America | | 0 | 0 | 0 | 0 | 0 | |
| Community Health Systems, Inc - Miramar Valley | | 0 | 0 | 0 | 0 | 0 | |
| Community Research Foundation Senior Impact | | 0 | 0 | 0 | 0 | 0 | |
| Compass Inc | | 0 | 0 | 0 | 0 | 0 | |
| Conter Health Solutions | | 0 | 0 | 0 | 0 | 0 | |
| Coitage Health System | | 0 | 0 | 0 | 0 | 0 | |
| DMH - Office of the Public Guardian | | 0 | 0 | 0 | 0 | 0 | |
| Eligible Patient Financial Solutions | | 0 | 0 | 0 | 0 | 0 | |
| Evaluate PFS | | 0 | 0 | 0 | 0 | 0 | |
| Event of Hope | | 0 | 0 | 0 | 0 | 0 | |
| Family Health Centers of San Diego - Sheriff's | | 0 | 0 | 0 | 0 | 0 | |
| Feeding San Diego | Y | 0 | 0 | 0 | 0 | 0 | |
| Francisco Senior Services | | 0 | 0 | 0 | 0 | 0 | |
| FRND Food Bank | | 0 | 0 | 0 | 0 | 0 | |
| Galv and Mary West Place | | 0 | 0 | 0 | 0 | 0 | |
| GET HEALTH | | 0 | 0 | 0 | 0 | 0 | |
| Golden Valley Health Center | | 0 | 0 | 0 | 0 | 0 | |
| HAS | | 0 | 0 | 0 | 0 | 0 | |
| HEALD CHRISTIAN HEALTH CENTER | | 0 | 0 | 0 | 0 | 0 | |
| Home Start CalFresh Grant | | 0 | 0 | 0 | 0 | 0 | |
| Hospital Association of Southern California | | 0 | 0 | 0 | 0 | 0 | |
| Immigration Center for Women and Children | | 0 | 0 | 0 | 0 | 0 | |
| Imperial Beach Community Clinic | | 0 | 0 | 0 | 0 | 0 | |
| Isa Vista Youth Projects/Elis LEAP | | 0 | 0 | 0 | 0 | 0 | |
| Jewish Family Services | | 0 | 0 | 0 | 0 | 0 | |
| Jugan Pathways Inc | | 0 | 0 | 0 | 0 | 0 | |
| Korean Community Services | | 0 | 0 | 0 | 0 | 0 | |
| Libertaria Home Health | | 0 | 0 | 0 | 0 | 0 | |
| Los Angeles County CSC | | 0 | 0 | 0 | 0 | 0 | |
| Marina City Health and Wellness | | 0 | 0 | 0 | 0 | 0 | |
| Medi-Cal Registration Specialists | | 0 | 0 | 0 | 0 | 0 | |
| Ministerio Betesda | | 0 | 0 | 0 | 0 | 0 | |
| Minicosta College | | 0 | 0 | 0 | 0 | 0 | |
| Ministry of Health | | 0 | 0 | 0 | 0 | 0 | |
| Neighborhood Care Advisors | | 0 | 0 | 0 | 0 | 0 | |
| Neighborhood Health Insurance Center | | 0 | 0 | 0 | 0 | 0 | |
| NHS | | 0 | 0 | 0 | 0 | 0 | |
| Office of the Federal Public Defender | | 0 | 0 | 0 | 0 | 0 | |
| Palmer Health Services | | 0 | 0 | 0 | 0 | 0 | |
| Paradise Health | Y | 0 | 0 | 0 | 0 | 0 | |
| Paradise Valley Health | Y | 0 | 0 | 0 | 0 | 0 | |
| Paradise Valley Healthcare Center | | 0 | 0 | 0 | 0 | 0 | |
| Paradise | | 0 | 0 | 0 | 0 | 0 | |
| Park Avenue Healthcare Center | | 0 | 0 | 0 | 0 | 0 | |
| Providence Healthcare Center | | 0 | 0 | 0 | 0 | 0 | |
| Providence Health & Services | | 0 | 0 | 0 | 0 | 0 | |
| Recovering Hope For Mentees | | 0 | 0 | 0 | 0 | 0 | |
| Reveal Pathways | | 0 | 0 | 0 | 0 | 0 | |
| Rolling Start, Inc | | 0 | 0 | 0 | 0 | 0 | |
| Saint John's Community Health | | 0 | 0 | 0 | 0 | 0 | |
| San Diegoans for Healthcare Coverage | Y | 0 | 0 | 0 | 0 | 0 | |
| San Diego Family Care | | 0 | 0 | 0 | 0 | 0 | |
| San Diego Freedom Bunch | | 0 | 0 | 0 | 0 | 0 | |
| San Diego Post Acute | | 0 | 0 | 0 | 0 | 0 | |
| San Diego Regional Center | | 0 | 0 | 0 | 0 | 0 | |
| San Diego Unified School District | | 0 | 0 | 0 | 0 | 0 | |
| San Francisco Pretrial Diversion Project | | 0 | 0 | 0 | 0 | 0 | |
| San Ysidro Health | Y | 0 | 0 | 0 | 0 | 0 | |
| Santa Barbara County Education Office | | 0 | 0 | 0 | 0 | 0 | |
| Southern Baptist Association of America | | 0 | 0 | 0 | 0 | 0 | |
| St Vincent de Paul Village | | 0 | 0 | 0 | 0 | 0 | |
| St. Louis Resource Services | | 0 | 0 | 0 | 0 | 0 | |
| St. Paul's PAC | | 0 | 0 | 0 | 0 | 0 | |
| Stopping Homelessness of San Diego | | 0 | 0 | 0 | 0 | 0 | |
| TBE Inc | | 0 | 0 | 0 | 0 | 0 | |
| The Light for Seniors | | 0 | 0 | 0 | 0 | 0 | |
| Third Avenue Charitable Organization | | 0 | 0 | 0 | 0 | 0 | |
| UC San Diego | Y | 0 | 0 | 0 | 0 | 0 | |
| Union of Pan Asian Communities | | 0 | 0 | 0 | 0 | 0 | |
| University of San Diego | | 0 | 0 | 0 | 0 | 0 | |
| Urban Street Angels | | 0 | 0 | 0 | 0 | 0 | |
| Victoria Post Acute | | 0 | 0 | 0 | 0 | 0 | |
| Visita Community Clinic The Gary Center | | 0 | 0 | 0 | 0 | 0 | |
| Visita Knoll Specialized Care | | 0 | 0 | 0 | 0 | 0 | |
| Windsor Health Care SNP Management Company LLC | | 0 | 0 | 0 | 0 | 0 | |
| Total | | 22 | 79 | 51 | 135 | 279 | |

General Relief Percentage of Referrals



* Invalid applications received for a General Relief program already in Pending or Approved status.



Community Based Organizations CalFresh Referrals

07/2023-05/2024

| CalFresh Application Referrals by Application Status | | CF Referrals | |
|---|---------|---|---------|
| CHO | Total | | |
| Cade for America | 114,973 | Cade for America | 114,973 |
| 211 San Diego | 6,778 | 211 San Diego | 6,778 |
| Family Health Centers of San Diego | 1,477 | Family Health Centers of San Diego | 1,477 |
| La Maestra Community Health Centers | 1,318 | La Maestra Community Health Centers | 1,318 |
| Sciempo Health | 582 | Sciempo Health | 582 |
| San Ysidro Health | 532 | San Ysidro Health | 532 |
| Vista Community Clinic | 468 | Vista Community Clinic | 468 |
| Sharna Health | 398 | Sharna Health | 398 |
| Home Start CalFresh Grant | 343 | Home Start CalFresh Grant | 343 |
| Casa Familiar | 196 | Casa Familiar | 196 |
| TruCare | 173 | TruCare | 173 |
| Bonita Family Resource Center | 159 | Bonita Family Resource Center | 159 |
| Jewish Family Service | 159 | Jewish Family Service | 159 |
| Neighborhood Health Care | 135 | Neighborhood Health Care | 135 |
| Indian Health Council Inc | 102 | Indian Health Council Inc | 102 |
| Chula Vista Community Collaborative | 99 | Chula Vista Community Collaborative | 99 |
| UCSD Medical Center | 43 | UCSD Medical Center | 43 |
| Interfaith Community Services | 40 | Interfaith Community Services | 40 |
| Bady Childrens Hospital | 37 | Bady Childrens Hospital | 37 |
| Southern Indian Health Council Inc | 36 | Southern Indian Health Council Inc | 36 |
| McKaiser Institute South Bay Regional Recovery | 25 | McKaiser Institute South Bay Regional Recovery | 25 |
| San Ysidro Health Center | 25 | San Ysidro Health Center | 25 |
| Bayside Community Center | 23 | Bayside Community Center | 23 |
| Borrego Health | 20 | Borrego Health | 20 |
| South Bay Community Services | 20 | South Bay Community Services | 20 |
| San Diego Unified School District | 19 | San Diego Unified School District | 19 |
| Tri-City Medical Center | 19 | Tri-City Medical Center | 19 |
| World Relief SoCal | 18 | World Relief SoCal | 18 |
| Catholic Charities Diocese of San Diego | 17 | Catholic Charities Diocese of San Diego | 17 |
| Catholic Charities Diocese of San Diego - Homeless Services | 17 | Catholic Charities Diocese of San Diego - Homeless Services | 17 |
| Union of Pan-Asian Communities | 17 | Union of Pan-Asian Communities | 17 |
| Vista Community Clinic The Gary Center | 16 | Vista Community Clinic The Gary Center | 16 |
| Community Resource Center | 13 | Community Resource Center | 13 |
| Metro Community Ministries Inc | 13 | Metro Community Ministries Inc | 13 |
| Mental Health Systems TURK - Alhambra Wellness Center | 11 | Mental Health Systems TURK - Alhambra Wellness Center | 11 |
| San Diego Family Care | 11 | San Diego Family Care | 11 |
| San Diego Food Bank | 11 | San Diego Food Bank | 11 |
| Somali Barba Association of America | 10 | Somali Barba Association of America | 10 |
| Community Research Foundation | 9 | Community Research Foundation | 9 |
| Transfrontas | 9 | Transfrontas | 9 |
| Capitola Comprehensive Treatment Center | 8 | Capitola Comprehensive Treatment Center | 8 |
| MediDria | 8 | MediDria | 8 |
| San Diegans for Healthcare Coverage | 8 | San Diegans for Healthcare Coverage | 8 |
| Center Star ALC | 7 | Center Star ALC | 7 |
| Daaf Community Services of San Diego | 7 | Daaf Community Services of San Diego | 7 |
| Shoreline Community Services | 7 | Shoreline Community Services | 7 |
| MiraCosta College | 6 | MiraCosta College | 6 |
| Catholic Charities San Diego | 5 | Catholic Charities San Diego | 5 |
| Escordido Comprehensive Treatment Center | 5 | Escordido Comprehensive Treatment Center | 5 |
| Gary and Mary West Pace | 5 | Gary and Mary West Pace | 5 |
| Healthcare in Action - San Diego | 5 | Healthcare in Action - San Diego | 5 |
| Julian Pathways Inc | 5 | Julian Pathways Inc | 5 |
| UC San Diego | 5 | UC San Diego | 5 |
| University of San Diego | 5 | University of San Diego | 5 |
| Aid Frndes | 4 | Aid Frndes | 4 |
| Alpha Project for the Homeless | 4 | Alpha Project for the Homeless | 4 |
| Feeding San Diego | 4 | Feeding San Diego | 4 |
| Palomar Health | 4 | Palomar Health | 4 |
| Safe Connections | 4 | Safe Connections | 4 |
| St. Paul's PACE | 4 | St. Paul's PACE | 4 |
| Access to Independence of San Diego Inc | 3 | Access to Independence of San Diego Inc | 3 |
| Neighborhood Healthcare | 3 | Neighborhood Healthcare | 3 |
| Soap Mat | 3 | Soap Mat | 3 |
| TRN Inc | 3 | TRN Inc | 3 |
| Vista HB Foundation - SmartCare | 3 | Vista HB Foundation - SmartCare | 3 |
| CA Department of State Hospitals | 2 | CA Department of State Hospitals | 2 |
| FHO Food Bank | 2 | FHO Food Bank | 2 |
| Imperial Beach Community Clinic | 2 | Imperial Beach Community Clinic | 2 |
| Jackson House Temecula | 2 | Jackson House Temecula | 2 |
| Mental Health Systems TURK BHS Action Central | 2 | Mental Health Systems TURK BHS Action Central | 2 |
| Urban Street Angels | 2 | Urban Street Angels | 2 |
| 211 Orange County | 2 | 211 Orange County | 2 |
| AHF HEALTHCARE CENTERS | 1 | AHF HEALTHCARE CENTERS | 1 |
| Alpha Lots | 1 | Alpha Lots | 1 |
| Change Lanes Youth Support Services | 1 | Change Lanes Youth Support Services | 1 |
| CHOC | 1 | CHOC | 1 |
| Community Research Foundation Senior Impact | 1 | Community Research Foundation Senior Impact | 1 |
| Campfire Inc | 1 | Campfire Inc | 1 |
| Cottage Health System | 1 | Cottage Health System | 1 |
| Everest Hospice | 1 | Everest Hospice | 1 |
| Uta Vista Youth Projects dba LEAP | 1 | Uta Vista Youth Projects dba LEAP | 1 |
| K Street Sports | 1 | K Street Sports | 1 |
| Los Angeles County CSC 8 | 1 | Los Angeles County CSC 8 | 1 |
| Marin City Health and Wellness | 1 | Marin City Health and Wellness | 1 |
| Office of the Federal Public Defender | 1 | Office of the Federal Public Defender | 1 |
| Paradise Valley Health | 1 | Paradise Valley Health | 1 |
| Par Equality Center | 1 | Par Equality Center | 1 |
| Renewing Hope For Refugees | 1 | Renewing Hope For Refugees | 1 |
| St Vincent de Paul Village | 1 | St Vincent de Paul Village | 1 |
| St. Louise Resource Services | 1 | St. Louise Resource Services | 1 |
| Stouffer House of San Diego | 1 | Stouffer House of San Diego | 1 |
| Third Avenue Charitable Organization | 1 | Third Avenue Charitable Organization | 1 |
| Victoria Post Acute | 1 | Victoria Post Acute | 1 |
| Visiway Care Consultants | 1 | Visiway Care Consultants | 1 |
| El Sol NCI | 0 | El Sol NCI | 0 |
| Advocates 4 Medi-Cal Assistance | 0 | Advocates 4 Medi-Cal Assistance | 0 |
| Alvarado Santa Rosa Community Health Centers | 0 | Alvarado Hospital LLC | 0 |
| Alvarado Hospital LLC | 0 | Alvarado Hospital LLC | 0 |
| Azura Healthcare Center | 0 | Azura Healthcare Center | 0 |
| Borrego Community Health Foundation | 0 | Borrego Community Health Foundation | 0 |
| Buddhid Tzu Chi Medical Foundation | 0 | Buddhid Tzu Chi Medical Foundation | 0 |
| Castle Manor Nursing and Rehabilitation Center | 0 | Castle Manor Nursing and Rehabilitation Center | 0 |
| Catholic Charities of Los Angeles | 0 | Catholic Charities of Los Angeles | 0 |
| CCC Health Services Department | 0 | CCC Health Services Department | 0 |
| Coalition of Orange County Community Health Center | 0 | Coalition of Orange County Community Health Center | 0 |
| Community Health Systems, Inc. - Moreno Valley | 0 | Community Health Systems, Inc. - Moreno Valley | 0 |
| Conifer Health Solutions | 0 | Conifer Health Solutions | 0 |
| DMH - Office of the Public Guardian | 0 | DMH - Office of the Public Guardian | 0 |
| Downtown Impact | 0 | Downtown Impact | 0 |
| Elevate Patient Financial Solutions | 0 | Elevate Patient Financial Solutions | 0 |
| Elevate PFS | 0 | Elevate PFS | 0 |
| Family Health Centers of San Diego - Sheriff's | 0 | Family Health Centers of San Diego - Sheriff's | 0 |
| Financial Security Design | 0 | Financial Security Design | 0 |
| GETIX HEALTH | 0 | GETIX HEALTH | 0 |
| Golden Valley Health Center | 0 | Golden Valley Health Center | 0 |
| HAS | 0 | HAS | 0 |
| HERALD CHRISTIAN HEALTH CENTER | 0 | HERALD CHRISTIAN HEALTH CENTER | 0 |
| Hospital Association of Southern California | 0 | Hospital Association of Southern California | 0 |
| Immigration Center for Women and Children | 0 | Immigration Center for Women and Children | 0 |
| Korean Community Services | 0 | Korean Community Services | 0 |
| Libertaria Home Health | 0 | Libertaria Home Health | 0 |
| Medi-Cal Regulation Specialists | 0 | Medi-Cal Regulation Specialists | 0 |
| Ministerios Betesda | 0 | Ministerios Betesda | 0 |
| Mountain Shadows | 0 | Mountain Shadows | 0 |
| National Care Advisors | 0 | National Care Advisors | 0 |
| Neighborhood Health Insurance Center | 0 | Neighborhood Health Insurance Center | 0 |
| NEMIS | 0 | NEMIS | 0 |
| Packard Senior Services | 0 | Packard Senior Services | 0 |
| Paradise Valley Healthcare Center | 0 | Paradise Valley Healthcare Center | 0 |
| Paradise | 0 | Paradise | 0 |
| Park Avenue Healthcare Center | 0 | Park Avenue Healthcare Center | 0 |
| Pineridge Healthcare Center | 0 | Pineridge Healthcare Center | 0 |
| Providence Health & Services | 0 | Providence Health & Services | 0 |
| Revue Pathway | 0 | Revue Pathway | 0 |
| Rolling Start, Inc | 0 | Rolling Start, Inc | 0 |
| Saint John's Community Health | 0 | Saint John's Community Health | 0 |
| San Diego Freedom Ranch | 0 | San Diego Freedom Ranch | 0 |
| San Diego Post Acute | 0 | San Diego Post Acute | 0 |
| San Diego Regional Center | 0 | San Diego Regional Center | 0 |
| San Diego Regional Center | 0 | San Diego Regional Center | 0 |
| San Francisco Pretrial Diversion Project | 0 | San Francisco Pretrial Diversion Project | 0 |
| Santa Barbara County Education Office | 0 | Santa Barbara County Education Office | 0 |
| The Light for Seniors | 0 | The Light for Seniors | 0 |
| University Care Center | 0 | University Care Center | 0 |
| Vista Knott Specialized Care | 0 | Vista Knott Specialized Care | 0 |
| Windor Health Care SNF Management Company LLC | 0 | Windor Health Care SNF Management Company LLC | 0 |



Community Based Organizations Medi-Cal Referrals

07/2023-05/2024

| Medi-Cal Application Referrals by Application Status | CHO | Total |
|---|-----|---------------|
| Scipio Health | | 3,250 |
| 211 San Diego | | 3,221 |
| Family Health Centers of San Diego | | 3,135 |
| La Maestra Community Health Centers | | 1,875 |
| Sharp Health | | 1,809 |
| UCSD Medical Center | | 1,772 |
| Vista Community Clinic | | 1,511 |
| TruCare | | 1,454 |
| Medbaza | | 961 |
| Neighborhood Health Care | | 948 |
| Ti City Medical Center | | 706 |
| San Ysidro Health Center | | 516 |
| Paradise Valley Health | | 319 |
| San Diego Family Care | | 293 |
| Palomar Health | | 293 |
| Rady Childrens Hospital | | 252 |
| Borrego Health | | 164 |
| San Diego Unified School District | | 152 |
| Bonita Family Resource Center | | 138 |
| St Vincent de Paul Village | | 135 |
| Casa Familiar | | 133 |
| Chula Vista Community Collaborative | | 97 |
| San Diegoans for Healthcare Coverage | | 91 |
| Indian Health Council Inc | | 66 |
| Alvarado Hospital LLC | | 55 |
| Park Avenue Healthcare Center | | 51 |
| St Paul's PACF | | 41 |
| Imperial Beach Community Clinic | | 40 |
| Paradise Valley Healthcare Center | | 37 |
| Neighborhood Health Insurance Center | | 36 |
| Family Health Centers of San Diego - Sheriff's | | 33 |
| Bayside Community Center | | 31 |
| San Diego Freedom Ranch | | 29 |
| Vista Community Clinic The Gary Center | | 28 |
| San Diego Regional Center | | 26 |
| Interfaith Community Services | | 23 |
| McAlister Institute South Bay Regional Recovery | | 23 |
| University Care Center | | 19 |
| Neighborhood Healthcare | | 17 |
| World Relief Social | | 17 |
| Matro Community Ministries Inc | | 16 |
| Packard Senior Services | | 16 |
| Prinridge Healthcare Center | | 16 |
| Borrego Community Health Foundation | | 13 |
| Catholic Charities Diocese of San Diego - Homeless Services | | 12 |
| Community Research Foundation | | 12 |
| Soap Mat | | 12 |
| Southern Indian Health Council Inc | | 12 |
| Capalina Comprehensive Treatment Center | | 10 |
| Elevate PFS | | 10 |
| Gary and Mary Weiss Place | | 10 |
| Small Barba Association of America | | 10 |
| Castle Manor Nursing and Rehabilitation Center | | 9 |
| Levath Family Service | | 8 |
| Alpha Project for the Homeless | | 8 |
| Healthcare in Action - San Diego | | 8 |
| Catholic Charities Diocese of San Diego | | 7 |
| Mountain Shadows | | 7 |
| Transfrontas | | 7 |
| AMF HEALTHCARE CENTERS | | 6 |
| Community Health Systems, Inc. - Moreno Valley | | 6 |
| Conifer Health Solutions | | 6 |
| Medi-Cal Regulation Specialists | | 6 |
| Shoreline Community Services | | 6 |
| Vista Knoll Specialized Care | | 6 |
| El Sol NEC | | 5 |
| Access to Independence of San Diego Inc | | 5 |
| Avara Healthcare Center | | 5 |
| Financial Security Designers | | 5 |
| Libertaria Home Health | | 5 |
| Mental Health Systems TURB - Alhambra Wellness Center | | 5 |
| Parallon | | 5 |
| Community Resource Center | | 4 |
| Deaf Community Services of San Diego | | 4 |
| Downtown Impact | | 4 |
| Escudido Comprehensive Treatment Center | | 4 |
| San Diego Post Acute | | 4 |
| Union of Pan Asian Communities | | 4 |
| CCC Health Services Department | | 3 |
| Community Research Foundation Senior Impact | | 3 |
| GETIX HEALTH | | 3 |
| Immigration Center for Women and Children | | 3 |
| Reverie Pathway | | 3 |
| The Light for Seniors | | 3 |
| Window Health Care SNF Management Company LLC | | 3 |
| CA Department of State Hospitals | | 2 |
| Catholic Charities San Diego | | 2 |
| Catholic Charities of Los Angeles | | 2 |
| Center Star ACT | | 2 |
| CHOC | | 2 |
| Compass Inc | | 2 |
| Cottage Health System | | 2 |
| DMH - Office of the Public Guardian | | 2 |
| Providence Health & Services | | 2 |
| San Francisco Pretrial Diversion Project | | 2 |
| TERI Inc | | 2 |
| Third Avenue Charitable Organization | | 2 |
| Visitation Care Consultants | | 2 |
| Advocates 4 Medi-Cal Assistance | | 1 |
| Alamosa Santa Rosa Community Health Centers | | 1 |
| Alpha Labs | | 1 |
| Buddhist Tzu Chi Medical Foundation | | 1 |
| Catholic Charities of Orange County | | 1 |
| Change Lanes Youth Support Services | | 1 |
| Coalition of Orange County Community Health Center | | 1 |
| Elevate Patient Financial Solutions | | 1 |
| Everest Hospice | | 1 |
| Golden Valley Health Center | | 1 |
| HAS | | 1 |
| HERALD CHRISTIAN HEALTH CENTER | | 1 |
| Home Start CalFresh Grant | | 1 |
| Hospital Association of Southern California | | 1 |
| K Street Force | | 1 |
| Keegan Community Services | | 1 |
| Marin City Health and Wellness | | 1 |
| Ministerios Betesda | | 1 |
| MiraCosta College | | 1 |
| National Care Advisors | | 1 |
| NEMS | | 1 |
| Renewing Hope For Refugees | | 1 |
| Rolling Start, Inc | | 1 |
| Saint John's Community Health | | 1 |
| Santa Barbara County Education Office | | 1 |
| South Bay Community Services | | 1 |
| Victoria Post Acute | | 1 |
| 211 Orange County | | 0 |
| Aid Finders | | 0 |
| Code for America | | 0 |
| Feeding San Diego | | 0 |
| FIND Food Bank | | 0 |
| FIND Food Bank | | 0 |
| hSa Vista Youth Projects dba LEAP | | 0 |
| Jackson House Temecula | | 0 |
| Julian Pathways Inc | | 0 |
| Los Angeles County CSC B | | 0 |
| Mental Health Systems TURB BHS Action Central | | 0 |
| Office of the Federal Public Defender | | 0 |
| Paris Equality Center | | 0 |
| Safe Connections | | 0 |
| San Diego Food Bank | | 0 |
| San Ysidro Health | | 0 |
| St. Louis Restorative Services | | 0 |
| Stepping Stone of San Diego | | 0 |
| Stepping Stone of San Diego | | 0 |
| UC San Diego | | 0 |
| University of San Diego | | 0 |
| Urban Street Angels | | 0 |
| Vista Hill Foundation - SmartCare | | 0 |
| Total | | 24,167 |





Community Based Organizations CalWORKS Referrals

07/2023-05/2024

| CHO | Total |
|---|------------|
| La Mantra Community Health Centers | 88 |
| Chula Vista Community Collaborative | 30 |
| Family Health Centers of San Diego | 25 |
| Vista Community Clinic | 24 |
| Casa Familiar | 15 |
| Interfaith Community Services | 15 |
| 211 San Diego | 14 |
| Reidy Childrens Hospital | 14 |
| Sharp Health | 12 |
| World Relief SoCal | 8 |
| TruCare | 7 |
| Neighborhood Health Care | 6 |
| Somali Bantu Association of America | 5 |
| Catholic Charities Diocese of San Diego | 4 |
| Indian Health Council Inc | 4 |
| San Diego Unified School District | 3 |
| Aid Finders | 2 |
| Bayside Community Center | 2 |
| Catholic Charities San Diego | 2 |
| Catholic Charities Diocese of San Diego - Homeless Services | 2 |
| Jewish Family Service | 2 |
| Julian Pathways Inc | 2 |
| MeoData | 2 |
| Scrapps Health | 2 |
| Southern Indian Health Council Inc | 2 |
| Alpha Project for the Homeless | 1 |
| Capalino Comprehensive Treatment Center | 1 |
| Compassion Inc | 1 |
| Cottage Health System | 1 |
| Deaf Community Services of San Diego | 1 |
| Healthcare in Action - San Diego | 1 |
| MiraCosta College | 1 |
| Renewing Hope For Refugees | 1 |
| South Bay Community Services | 1 |
| Tri-City Medical Center | 1 |
| UCSD Medical Center | 1 |
| Union of Pan Asian Communities | 1 |
| Vista Community Clinic-The Gary Center | 1 |
| Vista Hill Foundation - SmartCare | 1 |
| El Sol NEC | 0 |
| 211 Orange County | 0 |
| Access to Independence of San Diego Inc | 0 |
| Advocates 4 Medi-Cal Assistance | 0 |
| AMH HEALTHCARE CENTERS | 0 |
| Alados Santa Rosa Community Health Centers | 0 |
| Alpha Lofts | 0 |
| Alvarado Hospital LLC | 0 |
| Asiana Healthcare Center | 0 |
| Bonita Family Resource Center | 0 |
| Borrego Community Health Foundation | 0 |
| BORRGO Health | 0 |
| Buddhist Tru Chi Medical Foundation | 0 |
| CA Department of State Hospitals | 0 |
| Castle Manor Nursing and Rehabilitation Center | 0 |
| Catholic Charities of Los Angeles | 0 |
| Catholic Charities of Orange County | 0 |
| CCC Health Services Department | 0 |
| Center Star ACT | 0 |
| Change Lanes Youth Support Services | 0 |
| CHOC | 0 |
| Coalition of Orange County Community Health Center | 0 |
| Code for America | 0 |
| Community Health Systems, Inc. - Moreno Valley | 0 |
| Community Research Foundation | 0 |
| Community Research Foundation Senior Impact | 0 |
| Community Resource Center | 0 |
| Complier Health Solutions | 0 |
| DMH - Office of the Public Guardian | 0 |
| Downtown Impact | 0 |
| Elevate Patient Financial Solutions | 0 |
| Elevate PFS | 0 |
| Escorrido Comprehensive Treatment Center | 0 |
| Everest Hospice | 0 |
| Family Health Centers of San Diego - Sheriff's | 0 |
| Feeding San Diego | 0 |
| Financial Security Designs | 0 |
| FIND Food Bank | 0 |
| Gary and Mary West Pace | 0 |
| GETIX HEALTH | 0 |
| Golden Valley Health Center | 0 |
| HAS | 0 |
| HERALD CHRISTIAN HEALTH CENTER | 0 |
| Home Start CalFresh Grant | 0 |
| Hospital Association of Southern California | 0 |
| Immigration Center for Women and Children | 0 |
| Imperial Beach Community Clinic | 0 |
| Isa Vista Youth Projects dba LEAP | 0 |
| Jackson House Temecula | 0 |
| K Street Force | 0 |
| Korean Community Services | 0 |
| Libertina Home Health | 0 |
| Los Angeles County CSC B | 0 |
| Marin City Health and Wellness | 0 |
| McAlister Institute South Bay Regional Recovery | 0 |
| Medi-Cal Regulation Specialists | 0 |
| Mental Health Systems TLIN - Allamua Wellness Center | 0 |
| Mental Health Systems TLIN BHS Action Central | 0 |
| Metro Community Ministries Inc | 0 |
| Ministerios Betesda | 0 |
| Mountain Shadows | 0 |
| National Care Advisors | 0 |
| Neighborhood Health Insurance Center | 0 |
| Neighborhood Healthcare | 0 |
| NEMS | 0 |
| Office of the Federal Public Defender | 0 |
| Packard Senior Services | 0 |
| Palomar Health | 0 |
| Paradise Valley Health | 0 |
| Paradise Valley Healthcare Center | 0 |
| Parallon | 0 |
| Park Avenue Healthcare Center | 0 |
| Par's Equality Center | 0 |
| Pineridge Healthcare Center | 0 |
| Providence Health & Services | 0 |
| Revue Pathway | 0 |
| Rolling Start, Inc | 0 |
| Safe Connections | 0 |
| Saint John's Community Health | 0 |
| San Diegoans for Healthcare Coverage | 0 |
| San Diego Family Care | 0 |
| San Diego Food Bank | 0 |
| San Diego Freedom Ranch | 0 |
| San Diego Post Acute | 0 |
| San Diego Regional Center | 0 |
| San Francisco Pretrial Diversion Project | 0 |
| San Ysidro Health | 0 |
| San Ysidro Health Center | 0 |
| Santa Barbara County Education Office | 0 |
| Shoreline Community Services | 0 |
| Sopa Mat | 0 |
| St Vincent de Paul Village | 0 |
| St. Louis-Resource Services | 0 |
| St. Paul's PACE | 0 |
| Stepping Stone of San Diego | 0 |
| TEEB Inc | 0 |
| The Light for Seniors | 0 |
| Third Avenue Charitable Organization | 0 |
| Transfrontiers | 0 |
| UC San Diego | 0 |
| University Care Center | 0 |
| University of San Diego | 0 |
| Urban Street Angels | 0 |
| Victoria Post Acute | 0 |
| Visionary Care Consultants | 0 |
| Vista Knoll Specialized Care | 0 |
| Windor Health Care SNF Management Company LLC | 0 |
| Total | 307 |

CW Referrals





Community Based Organizations General Relief Referrals

07/2023-05/2024

| CHO | Total |
|---|-------|
| 211 San Diego | 93 |
| Indian Health Council Inc | 34 |
| Family Health Centers of San Diego | 29 |
| Mental Health Systems TUBH - Alameda Wellness Center | 25 |
| La Maestra Community Health Centers | 24 |
| Casa Familiar | 20 |
| McAlister Institute South Bay Regional Recovery | 15 |
| Capitola Comprehensive Treatment Center | 10 |
| Esccondido Comprehensive Treatment Center | 10 |
| Healthcare in Action - San Diego | 10 |
| Community Research Foundation | 8 |
| Center Star ACT | 7 |
| Metro Community Ministries Inc | 7 |
| Vista Hill Foundation - SmartCare | 7 |
| Mental Health Systems TUBH BHS Action Central | 5 |
| Aid Finders | 5 |
| Sharp Health | 5 |
| Shoreline Community Services | 5 |
| Bonita Family Resource Center | 4 |
| Chula Vista Community Collaborative | 4 |
| InlandHealth Community Services | 4 |
| Transfrontiers | 4 |
| Bayside Community Center | 3 |
| Catholic Charities Diocese of San Diego | 3 |
| World Relief SoCal | 3 |
| CA Department of State Hospitals | 2 |
| Catholic Charities Diocese of San Diego - Homeless Services | 2 |
| Deaf Community Services of San Diego | 2 |
| Safe Connections | 2 |
| Lucid Medical Center | 2 |
| Vista Community Clinic | 2 |
| Alpha Project for the Homeless | 1 |
| Catholic Charities San Diego | 1 |
| Change Lives Youth Support Services | 1 |
| Community Resource Center | 1 |
| Downtown Impact | 1 |
| Jackson House Temecula | 1 |
| K Street Force | 1 |
| MedData | 1 |
| Neighborhood Health Care | 1 |
| Neighborhood Healthcare | 1 |
| Parity Equality Center | 1 |
| Rady Childrens Hospital | 1 |
| San Diego Food Bank | 1 |
| San Ysidro Health Center | 1 |
| Scrapps Health | 1 |
| Soap Mat | 1 |
| South Bay Community Services | 1 |
| Southern Indian Health Council Inc | 1 |
| Tri City Medical Center | 1 |
| TriCare | 1 |
| Visionary Care Consultants | 1 |
| El Sol NEC | 0 |
| 211 Orange County | 0 |
| Access to Independence of San Diego Inc | 0 |
| Advocates & Medi-Cal Assistance | 0 |
| AHF HEALTHCARE CENTERS | 0 |
| Aladado Santa Rosa Community Health Centers | 0 |
| Alpha Lofts | 0 |
| Ahsarado Hospital LLC | 0 |
| Avila Healthcare Center | 0 |
| Borrego Community Health Foundation | 0 |
| Borrego Health | 0 |
| Buddhist Tzu Chi Medical Foundation | 0 |
| Castle Manor Nursing and Rehabilitation Center | 0 |
| Catholic Charities of Los Angeles | 0 |
| Catholic Charities of Orange County | 0 |
| CCC Health Services Department | 0 |
| CHOC | 0 |
| Coalition of Orange County Community Health Center | 0 |
| Code for America | 0 |
| Community Health Systems, Inc. - Moreno Valley | 0 |
| Community Research Foundation Senior Impact | 0 |
| Compass Inc | 0 |
| Conifer Health Solutions | 0 |
| Cottage Health System | 0 |
| DMH - Office of the Public Guardian | 0 |
| Elevate Patient Financial Solutions | 0 |
| Elevate PFS | 0 |
| Everest Hospice | 0 |
| Family Health Centers of San Diego - Sheriff's | 0 |
| Feeding San Diego | 0 |
| Financial Security Design | 0 |
| FINO Food Bank | 0 |
| Gary and Mary West Pace | 0 |
| GETIX HEALTH | 0 |
| Golden Valley Health Center | 0 |
| HAS | 0 |
| HERALD CHRISTIAN HEALTH CENTER | 0 |
| Home Start CalFresh Grant | 0 |
| Horizontal Association of Southern California | 0 |
| Immigration Center for Women and Children | 0 |
| Imperial Beach Community Clinic | 0 |
| Isa Vista Youth Projects dba IYAP | 0 |
| Jeovah Family Service | 0 |
| Julian Pathways Inc | 0 |
| Korean Community Services | 0 |
| Libertaria Home Health | 0 |
| Los Angeles County CSC B | 0 |
| Marin City Health and Wellness | 0 |
| Medi-Cal Regulation Specialists | 0 |
| Ministerios Betesda | 0 |
| MiraCosta College | 0 |
| Mountain Shabbos | 0 |
| National Care Advisors | 0 |
| Neighborhood Health Insurance Center | 0 |
| NEMS | 0 |
| Office of the Federal Public Defender | 0 |
| Packard Senior Services | 0 |
| Palomar Health | 0 |
| Paradise Valley Health | 0 |
| Paradise Valley Healthcare Center | 0 |
| Parallon | 0 |
| Park Avenue Healthcare Center | 0 |
| Previdex Healthcare Center | 0 |
| Previdence Health & Services | 0 |
| Renewing Hope For Refugees | 0 |
| Review Pathway | 0 |
| Rolling Start, Inc | 0 |
| Saint John's Community Health | 0 |
| San Diegans for Healthcare Coverage | 0 |
| San Diego Family Care | 0 |
| San Diego Freedom Ranch | 0 |
| San Diego Post Acute | 0 |
| San Diego Regional Center | 0 |
| San Diego Unified School District | 0 |
| San Francisco Pretrial Diversion Project | 0 |
| San Ysidro Health | 0 |
| Santa Barbara County Education Office | 0 |
| Small Bantu Association of America | 0 |
| St Vincent de Paul Village | 0 |
| St. Louis Resource Services | 0 |
| St. Paul's PACE | 0 |
| Stopping Stone of San Diego | 0 |
| TEBI Inc | 0 |
| The Light for Seniors | 0 |
| Third Avenue Charitable Organization | 0 |
| UC San Diego | 0 |
| Union of Pan Asian Communities | 0 |
| University Care Center | 0 |
| University of San Diego | 0 |
| Urban Street Angels | 0 |
| Victoria Post Acute | 0 |
| Vista Community Clinic - The Gary Center | 0 |
| Vista Knoll Specialized Care | 0 |
| Windor Health Care SNF Management Company LLC | 0 |
| Total | 375 |

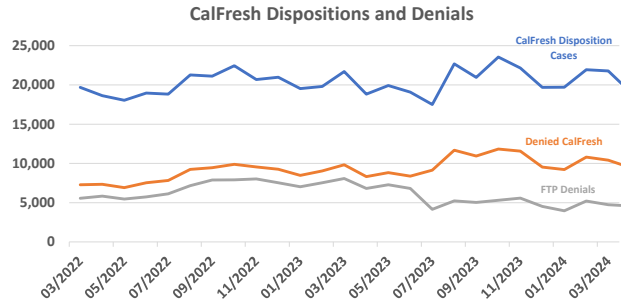
GR Referrals





CalFresh Denials in the Month Regardless of Application Date from Disposition Report

| Month | CalFresh Disposition Cases | Denied CalFresh | % of Denied CalFresh | FTP Denials | % of FTP Denials |
|---------|----------------------------|-----------------|----------------------|-------------|------------------|
| 03/2022 | 19,689 | 7,278 | 36.96% | 5,551 | 76.27% |
| 04/2022 | 18,621 | 7,346 | 39.45% | 5,833 | 79.40% |
| 05/2022 | 18,048 | 6,914 | 38.31% | 5,453 | 78.87% |
| 06/2022 | 18,966 | 7,543 | 39.77% | 5,728 | 75.94% |
| 07/2022 | 18,832 | 7,825 | 41.55% | 6,130 | 78.34% |
| 08/2022 | 21,263 | 9,246 | 43.48% | 7,170 | 77.55% |
| 09/2022 | 21,115 | 9,460 | 44.80% | 7,885 | 83.35% |
| 10/2022 | 22,443 | 9,891 | 44.07% | 7,905 | 79.92% |
| 11/2022 | 20,679 | 9,544 | 46.15% | 8,027 | 84.11% |
| 12/2022 | 20,969 | 9,258 | 44.15% | 7,539 | 81.43% |
| 01/2023 | 19,525 | 8,483 | 43.45% | 7,032 | 82.90% |
| 02/2023 | 19,810 | 9,040 | 45.63% | 7,543 | 83.44% |
| 03/2023 | 21,709 | 9,829 | 45.28% | 8,076 | 82.17% |
| 04/2023 | 18,834 | 8,310 | 44.12% | 6,806 | 81.90% |
| 05/2023 | 19,916 | 8,818 | 44.28% | 7,284 | 82.60% |
| 06/2023 | 19,089 | 8,379 | 43.89% | 6,816 | 81.35% |
| 07/2023 | 17,504 | 9,136 | 52.19% | 4,147 | 45.39% |
| 08/2023 | 22,677 | 11,683 | 51.52% | 5,232 | 44.78% |
| 09/2023 | 20,962 | 10,946 | 52.22% | 5,033 | 45.98% |
| 10/2023 | 23,550 | 11,830 | 50.23% | 5,300 | 44.80% |
| 11/2023 | 22,144 | 11,563 | 52.22% | 5,586 | 48.31% |
| 12/2023 | 19,694 | 9,537 | 48.43% | 4,529 | 47.49% |
| 01/2024 | 19,711 | 9,211 | 46.73% | 3,963 | 43.02% |
| 02/2024 | 21,928 | 10,794 | 49.22% | 5,208 | 48.25% |
| 03/2024 | 21,780 | 10,415 | 47.82% | 4,733 | 45.44% |
| 04/2024 | 19,101 | 9,466 | 49.56% | 4,579 | 48.37% |





Monthly Medi-Cal Renewal Report

| Medi-Cal Renewals | Data as of 6/30 | | | | Data as of 7/31 | | | | Data as of 8/31 | | | | Data as of 9/30 | | | | Data as of 10/31 | | | | Data as of 11/30 | | | |
|---|-----------------|------|--------|------|-----------------|------|--------|------|-----------------|------|--------|------|-----------------|------|--------|------|------------------|------|--------|------|------------------|------|--------|------|
| | Jun-23 | % | Jun-23 | % | Jul-23 | % | Jul-23 | % | Aug-23 | % | Aug-23 | % | Sep-23 | % | Sep-23 | % | Oct-23 | % | Oct-23 | % | Nov-23 | % | Nov-23 | % |
| Total Medi-Cal Renewals Due | 46,900 | 100% | 46,900 | 100% | 47,860 | 100% | 47,860 | 100% | 46,879 | 100% | 46,879 | 100% | 48,907 | 100% | 48,907 | 100% | 50,251 | 100% | 50,251 | 100% | 51,890 | 100% | 51,890 | 100% |
| Total Medi-Cal Renewals Auto Renewed | 12,890 | 27% | 12,890 | 27% | 13,110 | 27% | 13,110 | 27% | 13,581 | 29% | 13,581 | 29% | 11,327 | 23% | 11,327 | 23% | 13,208 | 26% | 13,208 | 26% | 14,258 | 27% | 14,258 | 27% |
| Total Medi-Cal Renewals Renewed via Combo Case* | 7,364 | 16% | 15,046 | 32% | 7,081 | 15% | 11,359 | 24% | 7,053 | 15% | 18,102 | 39% | 7,440 | 15% | 20,262 | 41% | 7,298 | 15% | 19,715 | 39% | 6,786 | 13% | 20,000 | 39% |
| Total Medi-Cal Renewal Packets Mailed | 26,646 | 57% | 26,646 | 57% | 27,669 | 58% | 27,669 | 58% | 25,601 | 55% | 25,601 | 55% | 28,971 | 59% | 28,971 | 59% | 28,508 | 57% | 28,508 | 57% | 29,654 | 57% | 29,654 | 57% |
| Packets Received, Not Yet Processed | | | 5,967 | 13% | 4,691 | 10% | 5,839 | 12% | 10 | 0% | 4,035 | 9% | 326 | 1% | 10,420 | 21% | 507 | 1% | 10,951 | 22% | 414 | 1% | 10,958 | 21% |
| Total Medi-Cal Renewals Completed | 20,254 | 43% | 27,936 | 60% | 20,191 | 42% | 24,469 | 51% | 20,634 | 44% | 31,683 | 68% | 18,767 | 38% | 31,589 | 65% | 20,506 | 41% | 32,923 | 66% | 21,044 | 41% | 34,258 | 66% |
| Total Medi-Cal Renewals Pending Receipt | 26,646 | 57% | 12,997 | 28% | 22,978 | 48% | 17,552 | 37% | 26,235 | 56% | 11,161 | 24% | 29,814 | 61% | 6,898 | 14% | 29,238 | 58% | 6,377 | 13% | 30,432 | 59% | 6,674 | 13% |

| Medi-Cal Renewals | Data as of 12/31 | | | | Data as of 1/31 | | | | Data as of 2/29 | | | | Data as of 3/31 | | | | Data as of 4/30 | | | | Data as of 5/31 | | | |
|---|------------------|------|--------|------|-----------------|------|--------|------|-----------------|------|--------|------|-----------------|------|--------|------|-----------------|------|--------|------|-----------------|------|--------|------|
| | Dec-23 | % | Dec-23 | % | Jan-24 | % | Jan-24 | % | Feb-24 | % | Feb-24 | % | Mar-24 | % | Mar-24 | % | Apr-24 | % | Apr-24 | % | May-24 | % | May-24 | % |
| Total Medi-Cal Renewals Due | 58,313 | 100% | 58,313 | 100% | 47,936 | 100% | 47,936 | 100% | 51,565 | 100% | 51,565 | 100% | 55,858 | 100% | 55,858 | 100% | 50,513 | 100% | 50,513 | 100% | 48,530 | 100% | 48,530 | 100% |
| Total Medi-Cal Renewals Auto Renewed | 26,371 | 45% | 26,371 | 45% | 21,176 | 44% | 21,176 | 44% | 22,026 | 43% | 22,026 | 43% | 25,149 | 45% | 25,149 | 45% | 22,260 | 44% | 22,260 | 44% | 21,209 | 44% | 21,209 | 44% |
| Total Medi-Cal Renewals Renewed via Combo Case* | 10,415 | 18% | 17,979 | 31% | 9,619 | 20% | 15,311 | 32% | 8,556 | 17% | 16,116 | 31% | 8,419 | 15% | 17,346 | 31% | 7,767 | 15% | 16,652 | 33% | 7,939 | 16% | 17,123 | 35% |
| Total Medi-Cal Renewal Packets Mailed | 20,706 | 36% | 20,706 | 36% | 16,689 | 35% | 16,689 | 35% | 20,292 | 39% | 20,292 | 39% | 21,621 | 39% | 21,621 | 39% | 19,851 | 39% | 19,851 | 39% | 18,805 | 39% | 18,805 | 39% |
| Packets Received, Not Yet Processed | 1,059 | 2% | 7,506 | 13% | 1,055 | 2% | 6,512 | 14% | 792 | 2% | 7,786 | 15% | 1,284 | 2% | 7,440 | 13% | 1,022 | 2% | 6,247 | 12% | 752 | 2% | 5,347 | 11% |
| Total Medi-Cal Renewals Completed | 36,786 | 63% | 44,350 | 76% | 30,795 | 64% | 36,487 | 76% | 30,582 | 59% | 38,142 | 74% | 33,568 | 60% | 42,495 | 76% | 30,027 | 59% | 38,912 | 77% | 29,148 | 60% | 38,332 | 79% |
| Total Medi-Cal Renewals Pending Receipt | 20,468 | 35% | 6,457 | 11% | 16,086 | 34% | 4,937 | 10% | 20,191 | 39% | 5,637 | 11% | 21,006 | 38% | 5,923 | 11% | 19,464 | 39% | 5,354 | 11% | 18,630 | 38% | 4,851 | 10% |

| Medi-Cal Renewals | Jun-24 | | | | Jul-24 | |
|---|--------|------|--------|------|--------|------|
| | Jun-24 | % | Jun-24 | % | Jul-24 | % |
| Total Medi-Cal Renewals Due | 38,857 | 100% | 38,857 | 100% | 33,032 | 100% |
| Total Medi-Cal Renewals Auto Renewed | 17,523 | 45% | 17,523 | 45% | 14,729 | 45% |
| Total Medi-Cal Renewals Renewed via Combo Case* | 8,882 | 23% | 10,012 | 26% | 8,371 | 25% |
| Total Medi-Cal Renewal Packets Mailed | 11,784 | 30% | 11,784 | 30% | 9,438 | 29% |
| Packets Received, Not Yet Processed | 974 | 3% | 3,252 | 8% | 863 | 3% |
| Total Medi-Cal Renewals Completed | 26,405 | 68% | 27,535 | 71% | 23,100 | 70% |
| Total Medi-Cal Renewals Pending Receipt | 11,478 | 30% | 8,070 | 21% | 9,069 | 27% |

Source: Daily RRR Status Report
 *Combo: Medi-Cal With Active CF/GR/CW
 Report Date: 06/01/2024



| Months | Count of Case Number |
|--------------------|----------------------|
| Jun-23 | 7,803 |
| Jul-23 | 2,670 |
| Aug-23 | 11,000 |
| Sep-23 | 9,119 |
| Oct-23 | 10,207 |
| Nov-23 | 10,410 |
| Dec-23 | 7,973 |
| Jan-24 | 6,585 |
| Feb-24 | 8,873 |
| Mar-24 | 9,712 |
| Apr-24 | 10,519 |
| May-24 | 14,957 |
| Grand Total | 109,828 |

The top four discontinuance reasons are (in order from most to least):

1. Failed to Complete Redetermination
2. No Eligible Mem
3. Inter-County Transfer
4. Failed MAGI